



Full wwPDB EM Validation Report ⓘ

May 28, 2025 – 10:56 AM EDT

PDB ID : 9C1N / pdb_00009c1n
EMDB ID : EMD-45125
Title : HerA-DUF4297 assembly 2
Authors : Rish, A.D.; Fosuah, E.; Fu, T.M.
Deposited on : 2024-05-29
Resolution : 2.76 Å(reported)

This is a Full wwPDB EM Validation Report for a publicly released PDB entry.

We welcome your comments at validation@mail.wwpdb.org

A user guide is available at

<https://www.wwpdb.org/validation/2017/EMValidationReportHelp>

with specific help available everywhere you see the ⓘ symbol.

The types of validation reports are described at

<http://www.wwpdb.org/validation/2017/FAQs#types>.

The following versions of software and data (see [references ⓘ](#)) were used in the production of this report:

EMDB validation analysis : 0.0.1.dev118
MolProbity : 4-5-2 with Phenix2.0rc1
Percentile statistics : 20231227.v01 (using entries in the PDB archive December 27th 2023)
MapQ : 1.9.13
Ideal geometry (proteins) : Engh & Huber (2001)
Ideal geometry (DNA, RNA) : Parkinson et al. (1996)
Validation Pipeline (wwPDB-VP) : 2.43.1

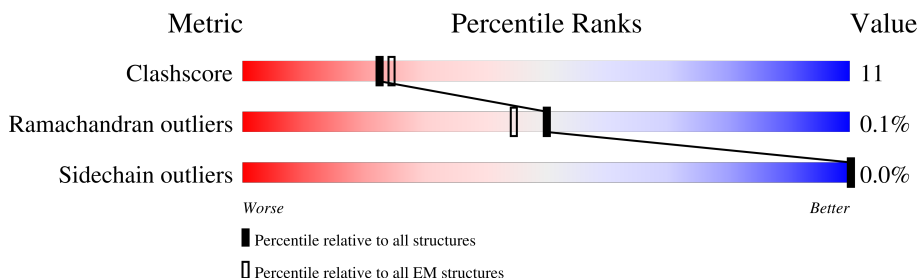
1 Overall quality at a glance

The following experimental techniques were used to determine the structure:

ELECTRON MICROSCOPY

The reported resolution of this entry is 2.76 Å.

Percentile scores (ranging between 0-100) for global validation metrics of the entry are shown in the following graphic. The table shows the number of entries on which the scores are based.



Metric	Whole archive (#Entries)	EM structures (#Entries)
Clashscore	210492	15764
Ramachandran outliers	207382	16835
Sidechain outliers	206894	16415

The table below summarises the geometric issues observed across the polymeric chains and their fit to the map. The red, orange, yellow and green segments of the bar indicate the fraction of residues that contain outliers for ≥ 3 , 2, 1 and 0 types of geometric quality criteria respectively. A grey segment represents the fraction of residues that are not modelled. The numeric value for each fraction is indicated below the corresponding segment, with a dot representing fractions $\leq 5\%$. The upper red bar (where present) indicates the fraction of residues that have poor fit to the EM map (all-atom inclusion $< 40\%$). The numeric value is given above the bar.

Mol	Chain	Length	Quality of chain
1	A	436	<div> <div>12%</div> <div>72%</div> <div>28%</div> </div>
1	B	436	<div> <div>17%</div> <div>74%</div> <div>26%</div> </div>
1	C	436	<div> <div>15%</div> <div>74%</div> <div>26%</div> </div>
1	D	436	<div> <div>14%</div> <div>78%</div> <div>22%</div> </div>
1	E	436	<div> <div>12%</div> <div>76%</div> <div>24%</div> </div>
1	F	436	<div> <div>17%</div> <div>73%</div> <div>26%</div> </div>
1	G	436	<div> <div>42%</div> <div>85%</div> <div>14%</div> <div>.</div> </div>
1	H	436	<div> <div>50%</div> <div>84%</div> <div>14%</div> <div>.</div> </div>

Continued on next page...

Continued from previous page...

Mol	Chain	Length	Quality of chain
1	I	436	
1	J	436	
1	K	436	
1	L	436	
2	M	585	
2	N	585	
2	O	585	
2	P	585	
2	Q	585	
2	R	585	

2 Entry composition [i](#)

There are 2 unique types of molecules in this entry. The entry contains 71366 atoms, of which 0 are hydrogens and 0 are deuteriums.

In the tables below, the AltConf column contains the number of residues with at least one atom in alternate conformation and the Trace column contains the number of residues modelled with at most 2 atoms.

- Molecule 1 is a protein called DUF4297 domain-containing protein.

Mol	Chain	Residues	Atoms					AltConf	Trace
1	A	436	Total	C	N	O	S	0	0
			3612	2318	589	693	12		
1	B	436	Total	C	N	O	S	0	0
			3612	2318	589	693	12		
1	C	436	Total	C	N	O	S	0	0
			3612	2318	589	693	12		
1	D	436	Total	C	N	O	S	0	0
			3612	2318	589	693	12		
1	E	436	Total	C	N	O	S	0	0
			3612	2318	589	693	12		
1	F	436	Total	C	N	O	S	0	0
			3612	2318	589	693	12		
1	G	430	Total	C	N	O	S	0	0
			3565	2291	580	684	10		
1	H	430	Total	C	N	O	S	0	0
			3565	2291	580	684	10		
1	I	430	Total	C	N	O	S	0	0
			3565	2291	580	684	10		
1	J	430	Total	C	N	O	S	0	0
			3565	2291	580	684	10		
1	K	430	Total	C	N	O	S	0	0
			3565	2291	580	684	10		
1	L	430	Total	C	N	O	S	0	0
			3565	2291	580	684	10		

- Molecule 2 is a protein called ATP-binding protein.

Mol	Chain	Residues	Atoms					AltConf	Trace
2	M	585	Total	C	N	O	S	0	0
			4736	3025	790	909	12		
2	N	585	Total	C	N	O	S	0	0
			4736	3025	790	909	12		
2	O	585	Total	C	N	O	S	0	0
			4736	3025	790	909	12		

Continued on next page...

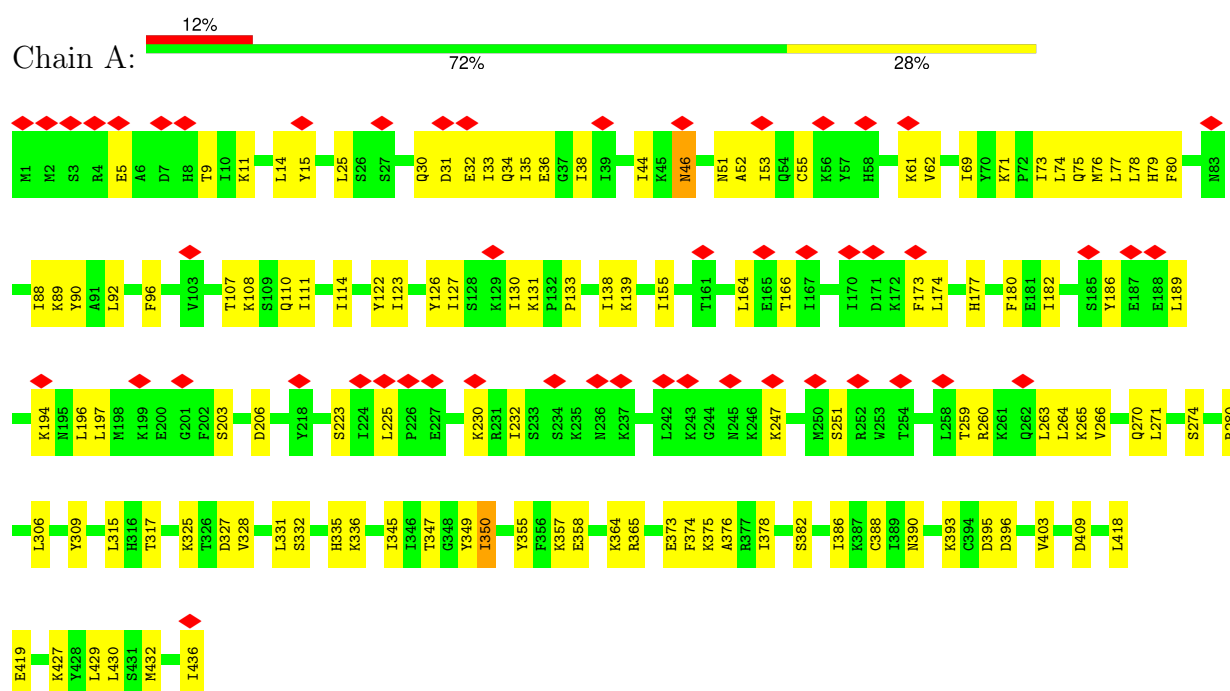
Continued from previous page...

Mol	Chain	Residues	Atoms					AltConf	Trace
2	P	585	Total	C	N	O	S	0	0
			4736	3025	790	909	12		
2	Q	577	Total	C	N	O	S	0	0
			4676	2987	781	896	12		
2	R	578	Total	C	N	O	S	0	0
			4684	2993	782	897	12		

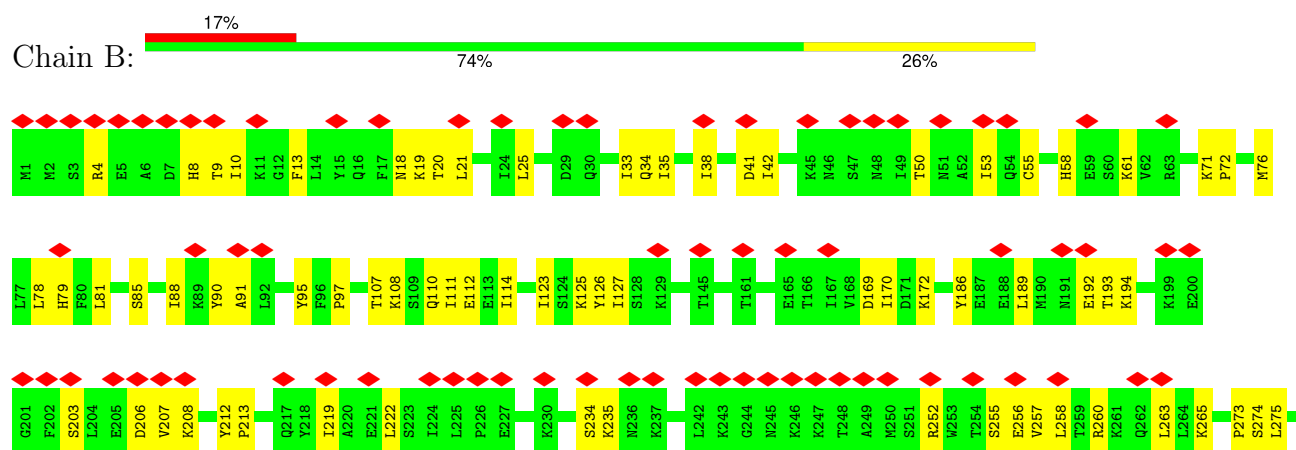
3 Residue-property plots

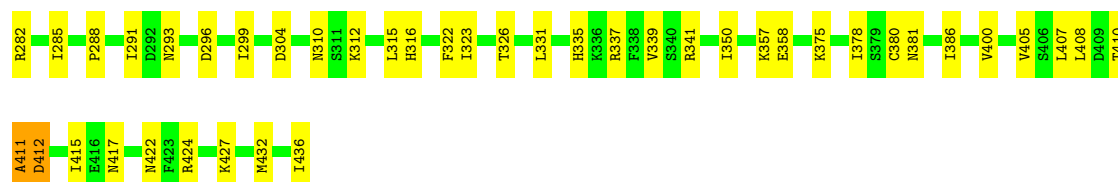
These plots are drawn for all protein, RNA, DNA and oligosaccharide chains in the entry. The first graphic for a chain summarises the proportions of the various outlier classes displayed in the second graphic. The second graphic shows the sequence view annotated by issues in geometry and atom inclusion in map density. Residues are color-coded according to the number of geometric quality criteria for which they contain at least one outlier: green = 0, yellow = 1, orange = 2 and red = 3 or more. A red diamond above a residue indicates a poor fit to the EM map for this residue (all-atom inclusion < 40%). Stretches of 2 or more consecutive residues without any outlier are shown as a green connector. Residues present in the sample, but not in the model, are shown in grey.

• Molecule 1: DUF4297 domain-containing protein

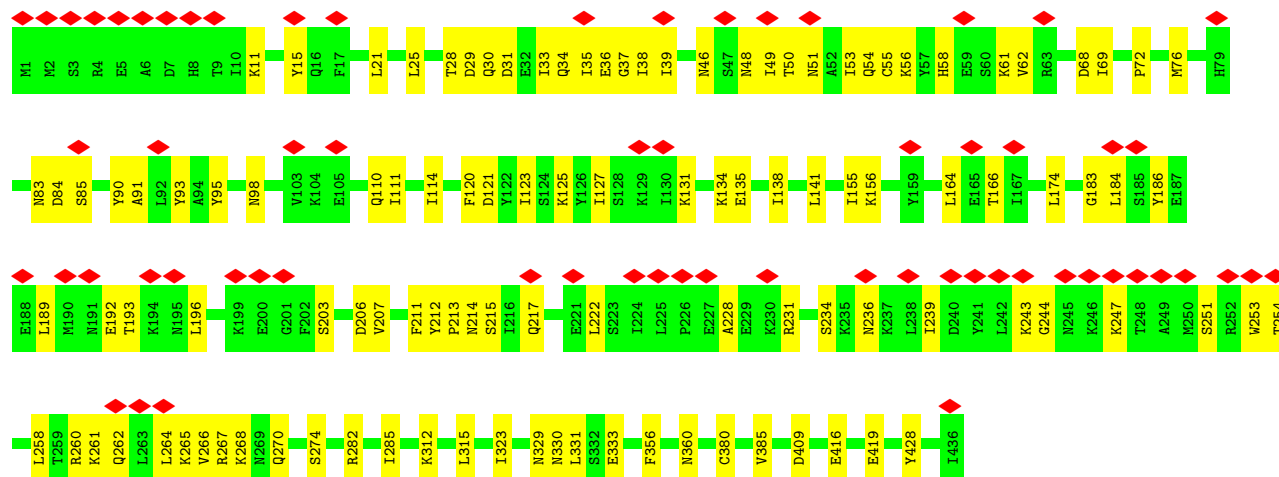
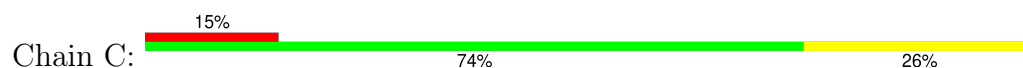


• Molecule 1: DUF4297 domain-containing protein

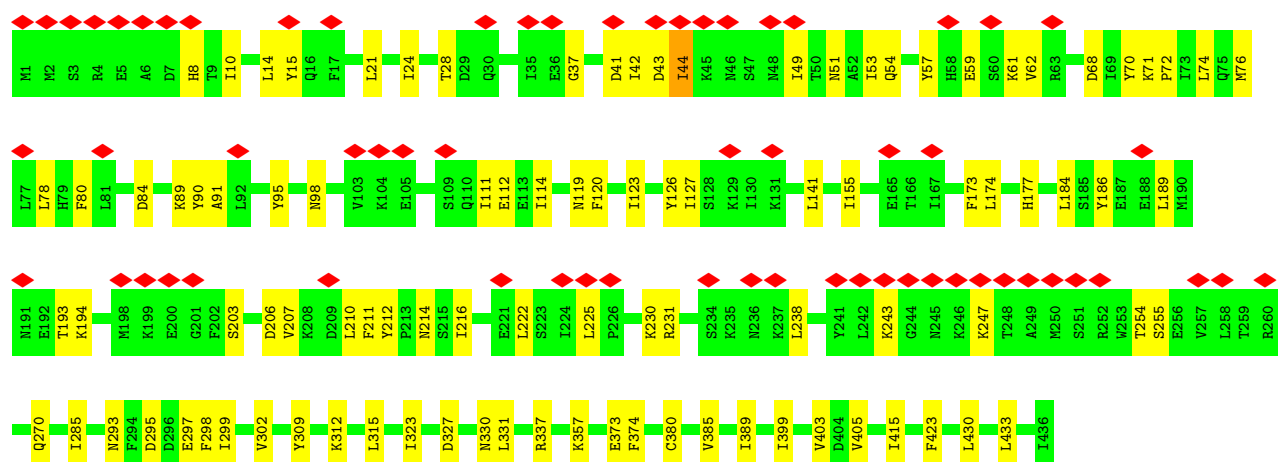
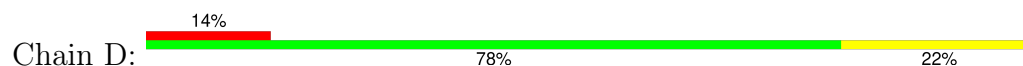




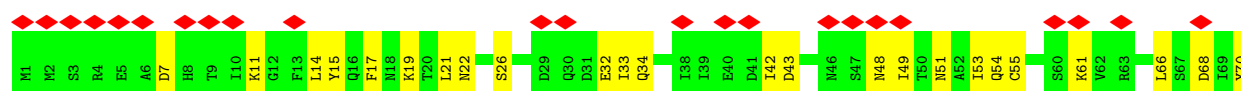
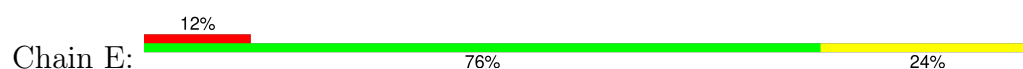
• Molecule 1: DUF4297 domain-containing protein

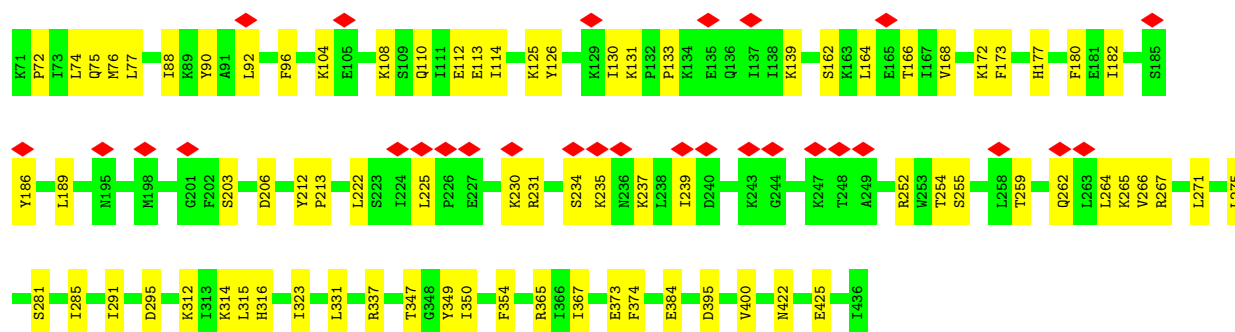


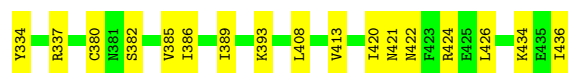
• Molecule 1: DUF4297 domain-containing protein



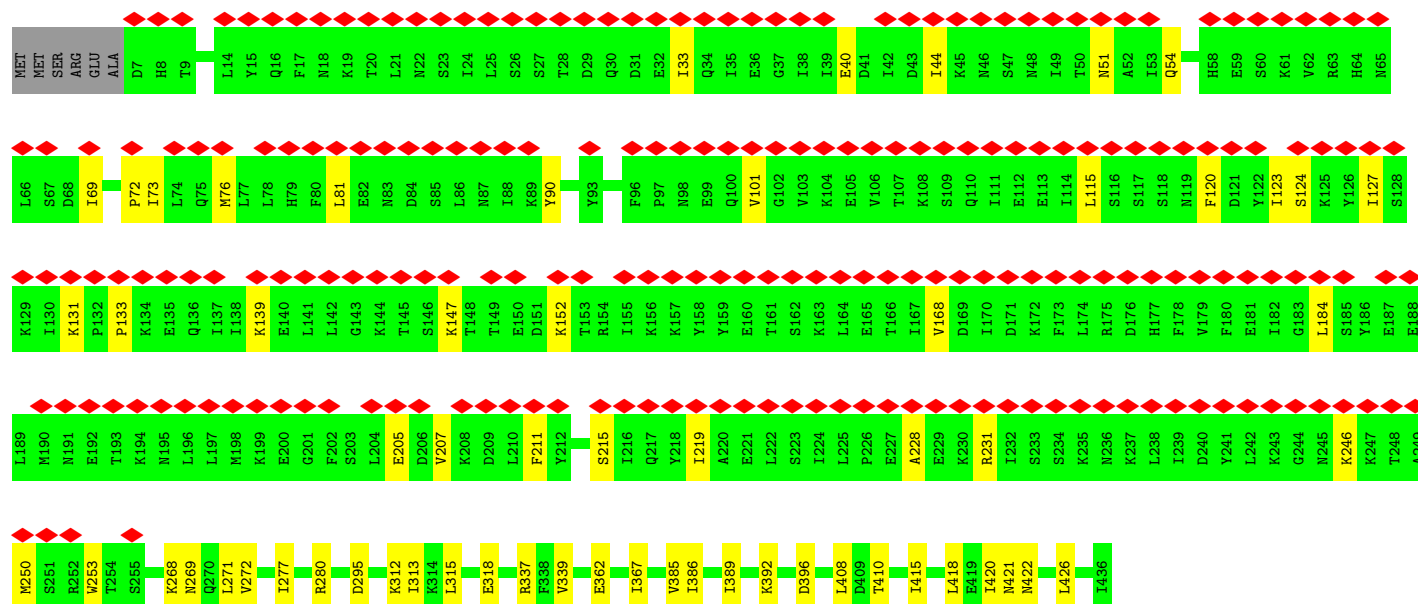
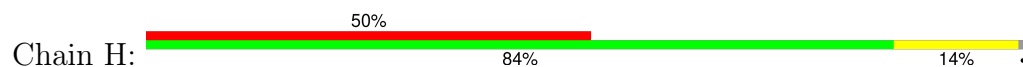
• Molecule 1: DUF4297 domain-containing protein



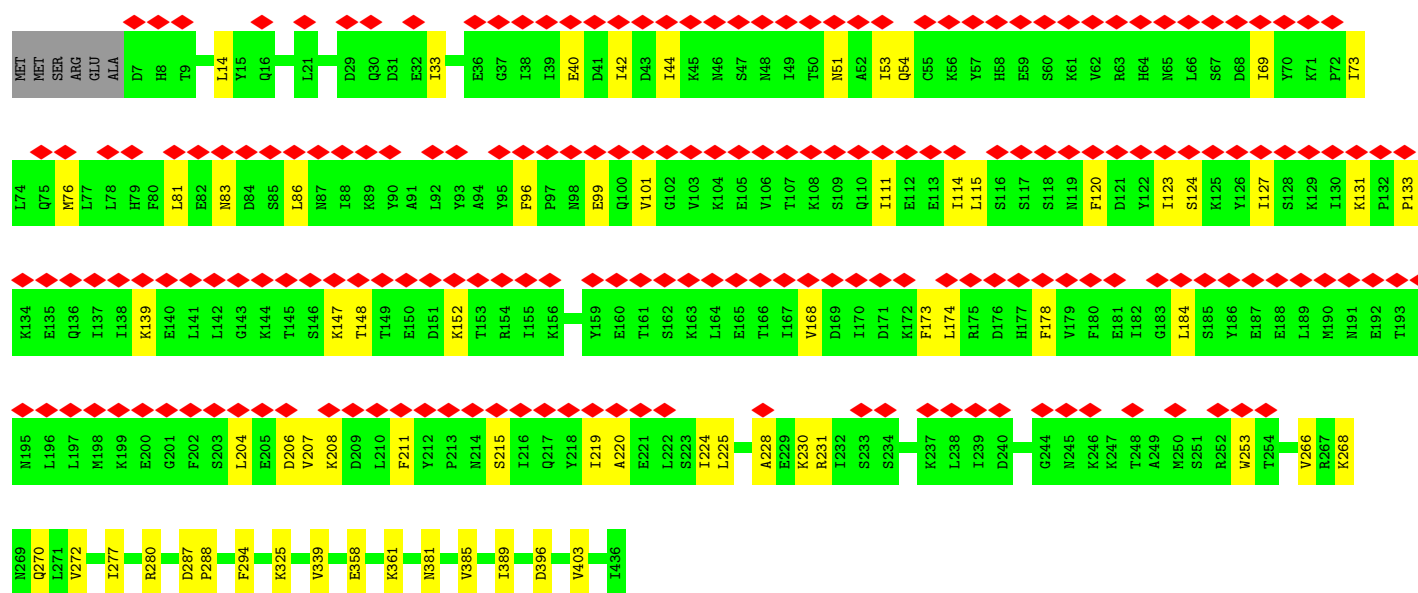
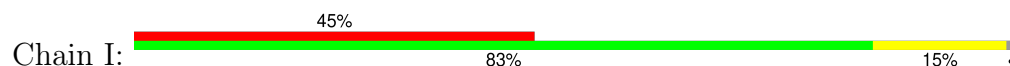




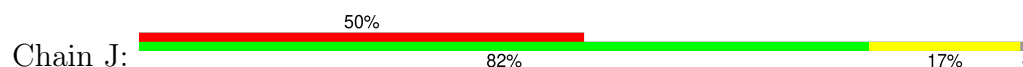
• Molecule 1: DUF4297 domain-containing protein

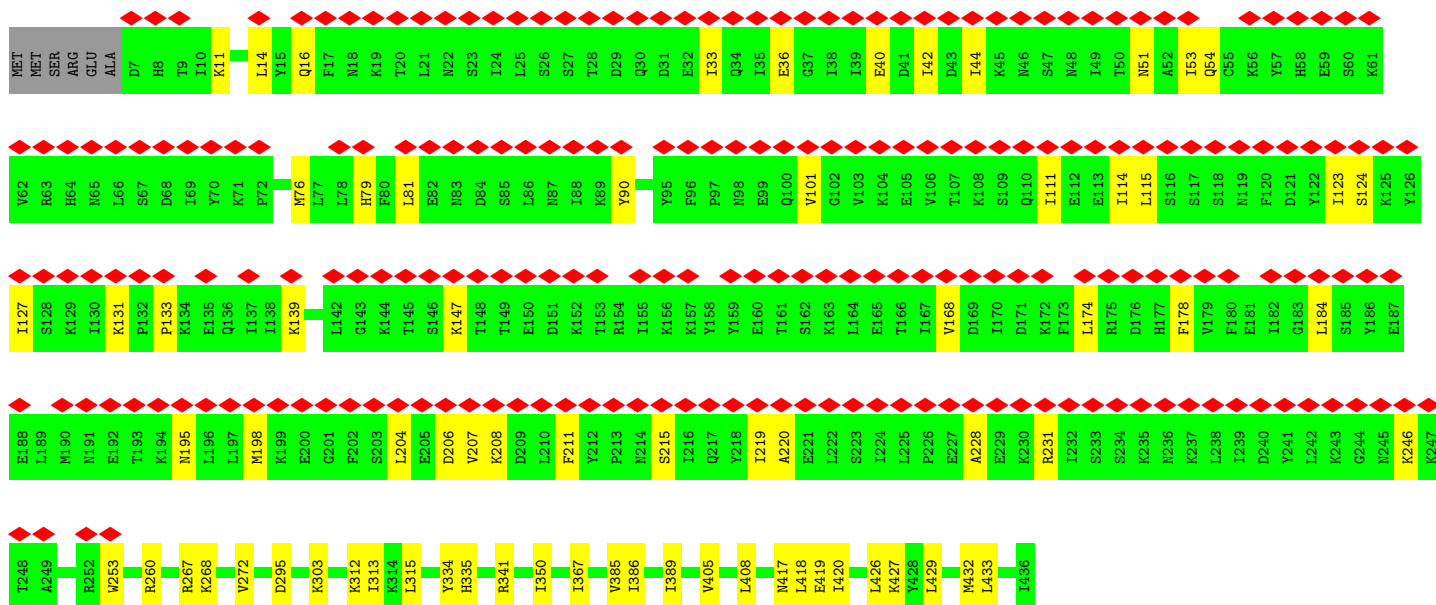


• Molecule 1: DUF4297 domain-containing protein

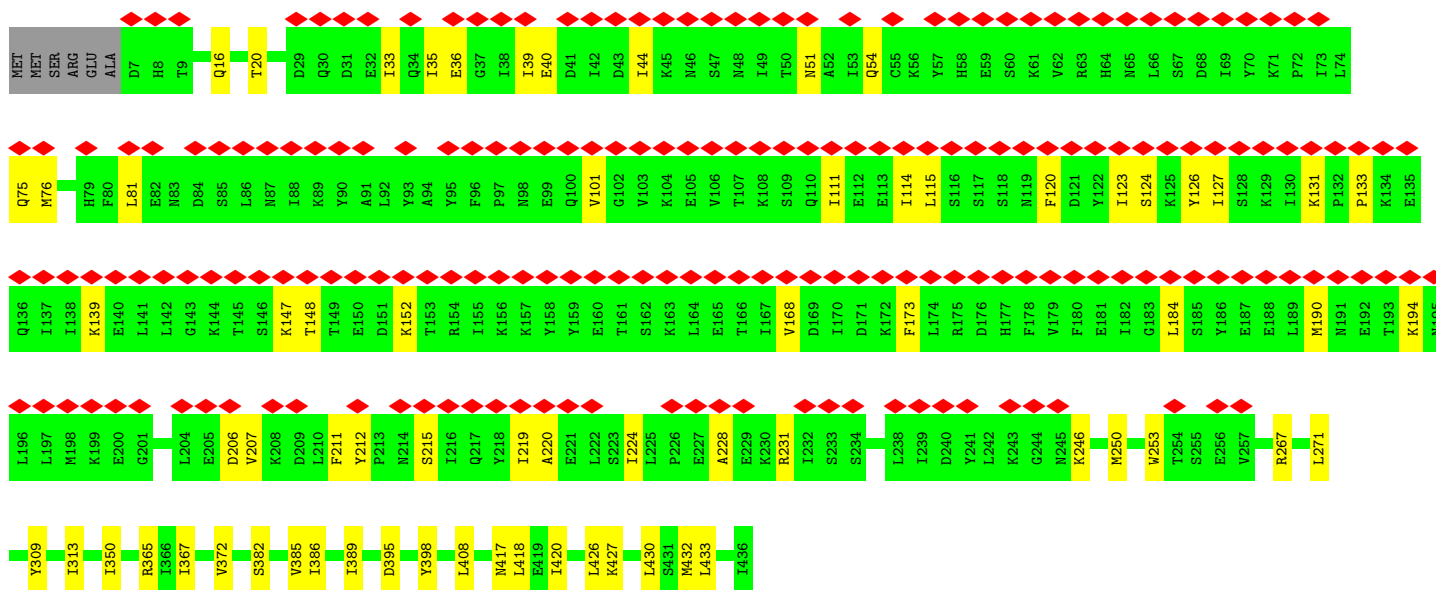
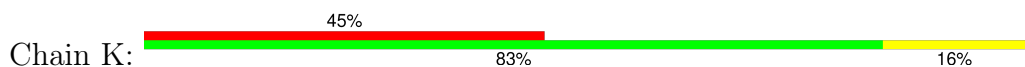


• Molecule 1: DUF4297 domain-containing protein

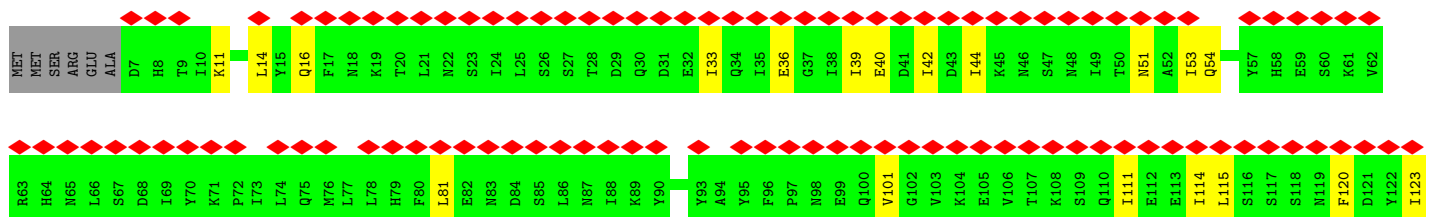
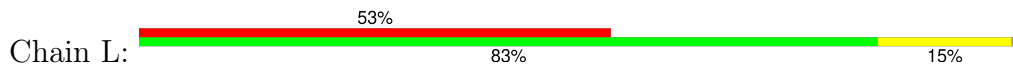


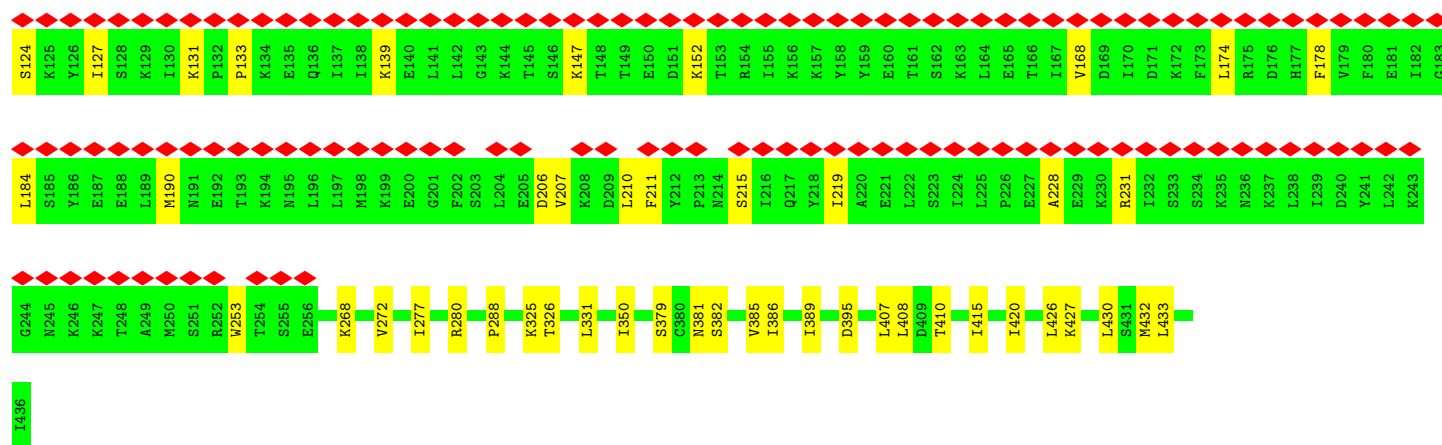


• Molecule 1: DUF4297 domain-containing protein

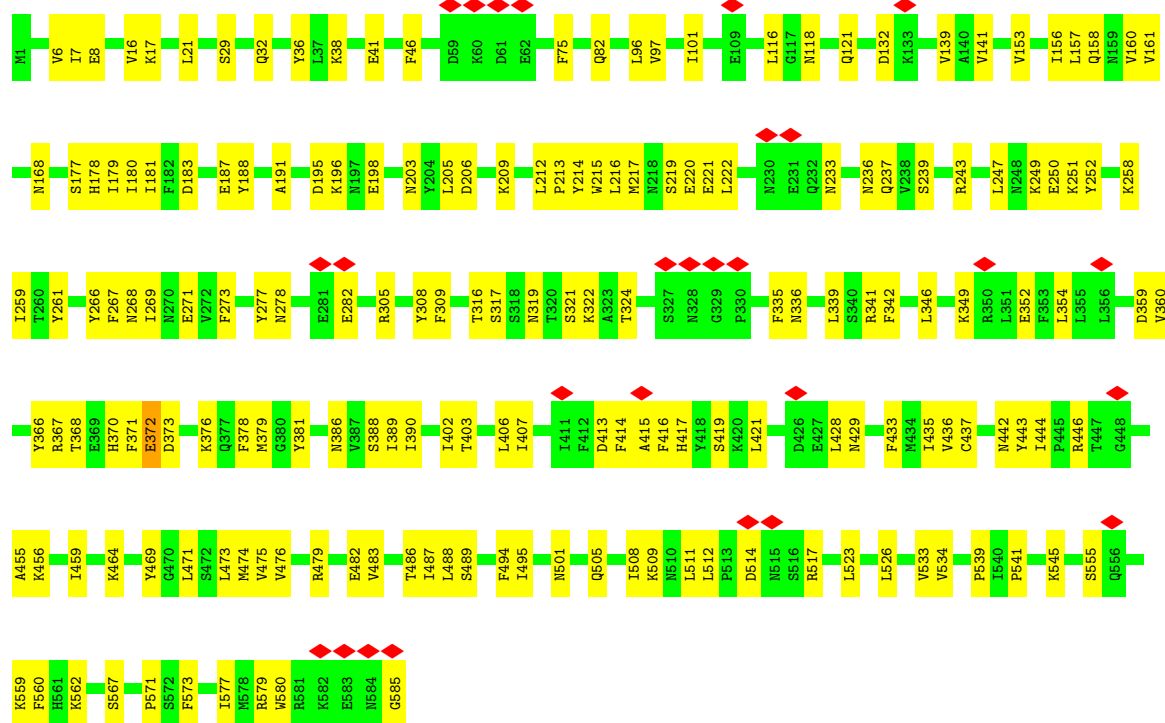


• Molecule 1: DUF4297 domain-containing protein

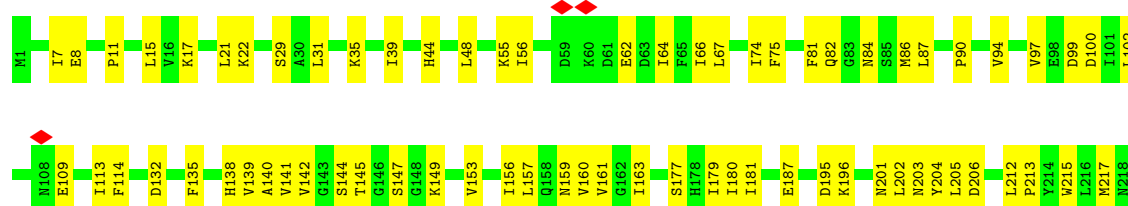


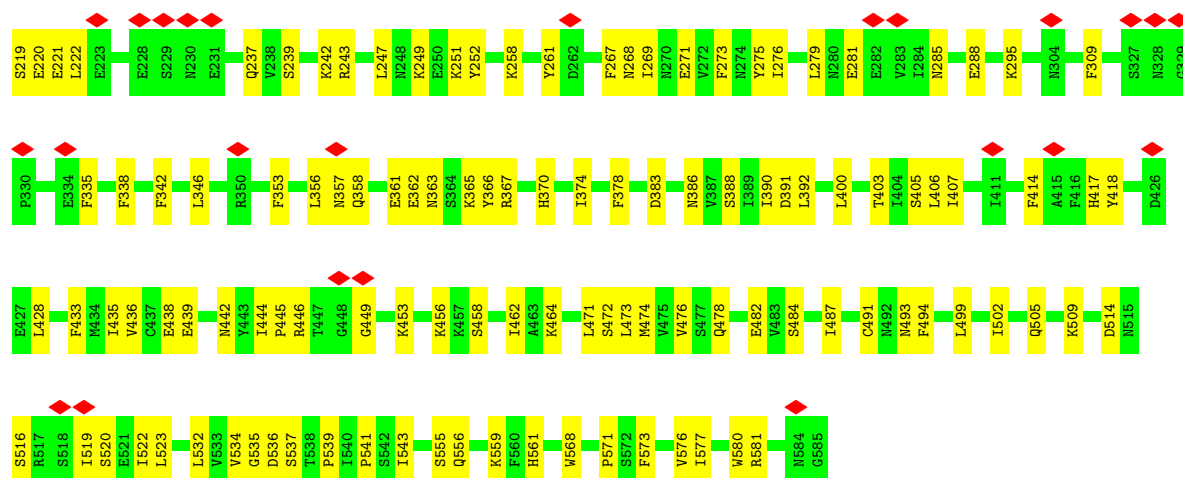


• Molecule 2: ATP-binding protein

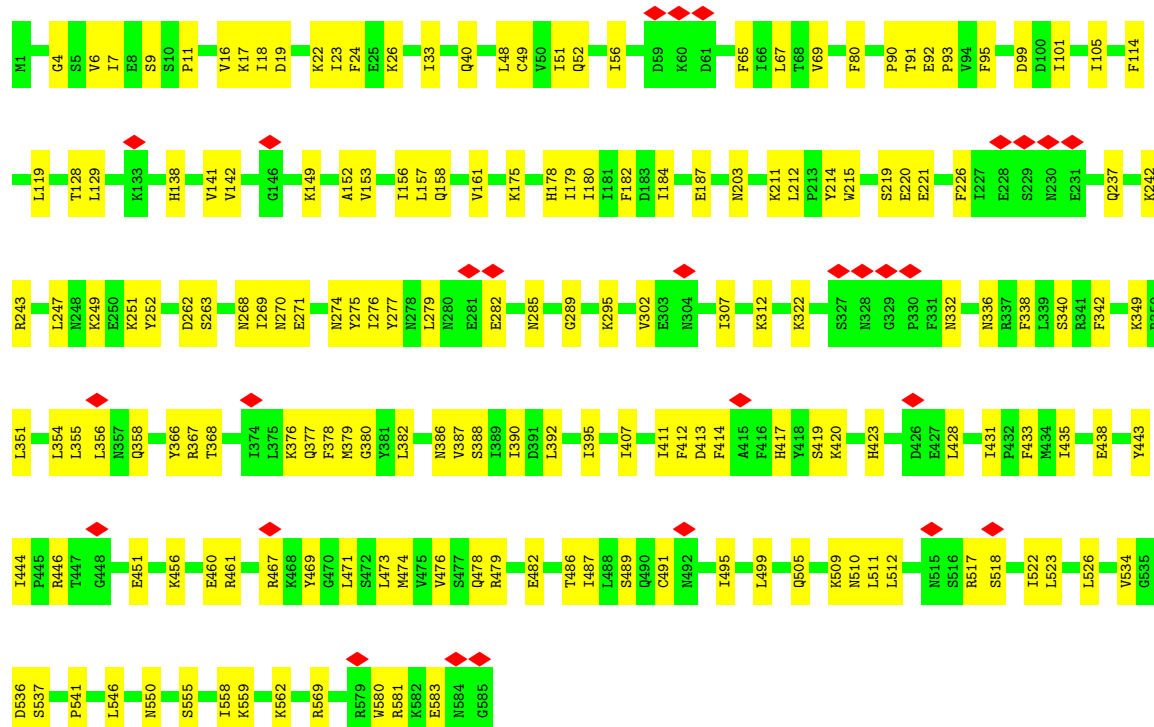


• Molecule 2: ATP-binding protein



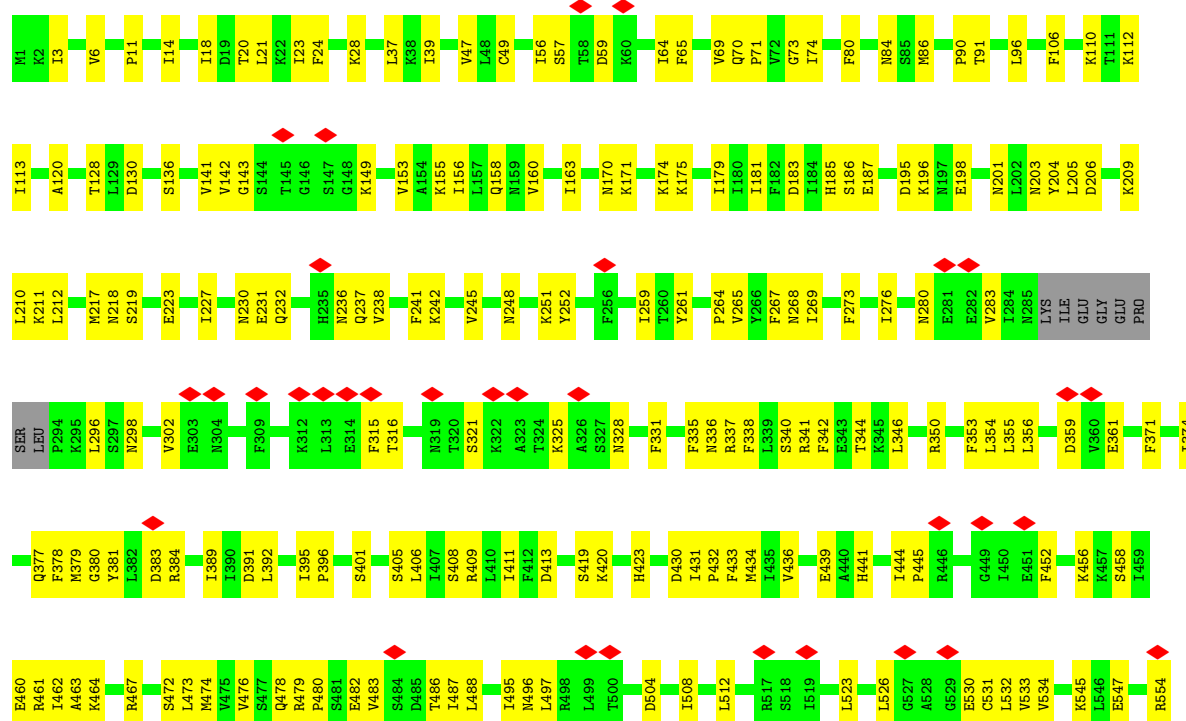


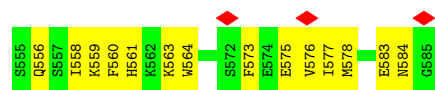
• Molecule 2: ATP-binding protein



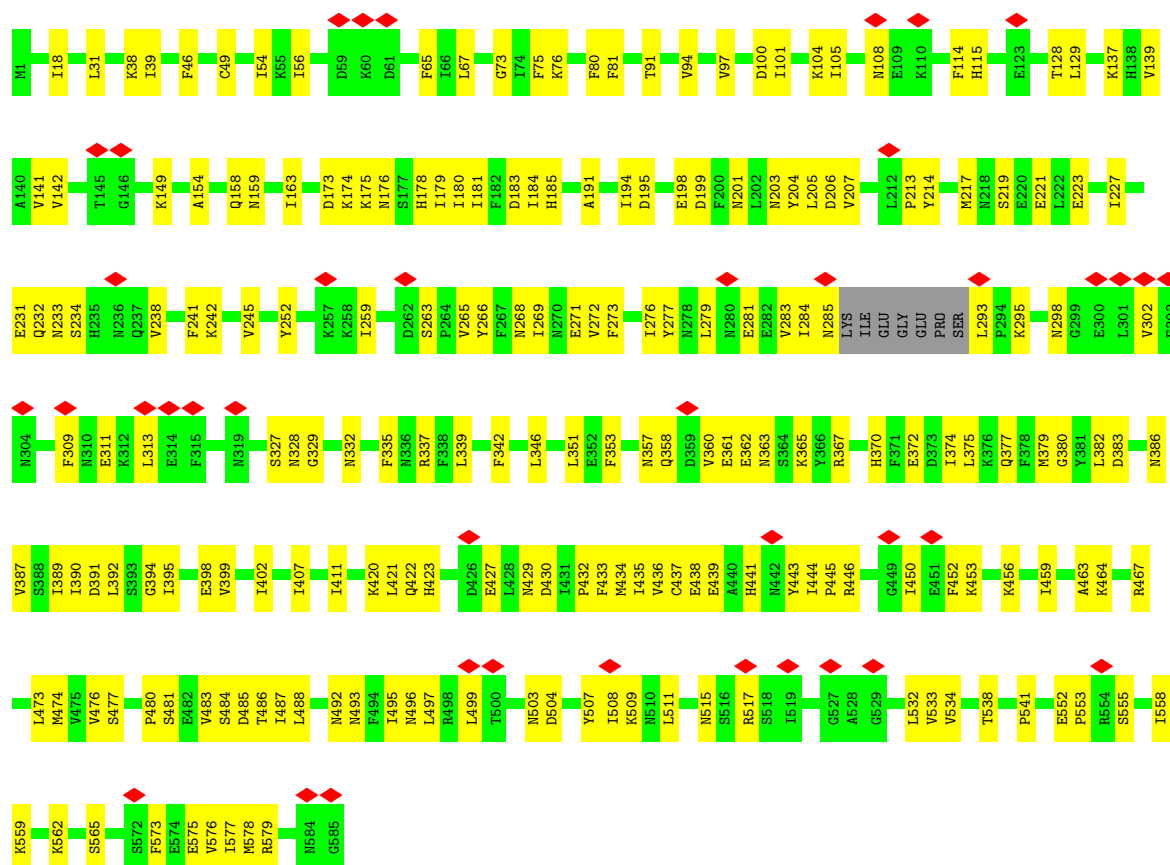
• Molecule 2: ATP-binding protein







• Molecule 2: ATP-binding protein



4 Experimental information

Property	Value	Source
EM reconstruction method	SINGLE PARTICLE	Depositor
Imposed symmetry	POINT, Not provided	
Number of particles used	530769	Depositor
Resolution determination method	FSC 0.143 CUT-OFF	Depositor
CTF correction method	NONE	Depositor
Microscope	FEI TITAN KRIOS	Depositor
Voltage (kV)	300	Depositor
Electron dose ($e^-/\text{\AA}^2$)	50	Depositor
Minimum defocus (nm)	500	Depositor
Maximum defocus (nm)	2000	Depositor
Magnification	Not provided	
Image detector	GATAN K3 BIOQUANTUM (6k x 4k)	Depositor
Maximum map value	1.719	Depositor
Minimum map value	-0.019	Depositor
Average map value	0.002	Depositor
Map value standard deviation	0.028	Depositor
Recommended contour level	0.02	Depositor
Map size (\AA)	366.24002, 366.24002, 366.24002	wwPDB
Map dimensions	336, 336, 336	wwPDB
Map angles ($^\circ$)	90.0, 90.0, 90.0	wwPDB
Pixel spacing (\AA)	1.09, 1.09, 1.09	Depositor

5 Model quality

5.1 Standard geometry

The Z score for a bond length (or angle) is the number of standard deviations the observed value is removed from the expected value. A bond length (or angle) with $|Z| > 5$ is considered an outlier worth inspection. RMSZ is the root-mean-square of all Z scores of the bond lengths (or angles).

Mol	Chain	Bond lengths		Bond angles	
		RMSZ	# Z >5	RMSZ	# Z >5
1	A	0.12	0/3676	0.35	0/4947
1	B	0.11	0/3676	0.35	2/4947 (0.0%)
1	C	0.12	0/3676	0.34	0/4947
1	D	0.12	0/3676	0.34	0/4947
1	E	0.12	0/3676	0.33	0/4947
1	F	0.13	0/3676	0.32	0/4947
1	G	0.08	0/3629	0.22	0/4886
1	H	0.08	0/3629	0.22	0/4886
1	I	0.08	0/3629	0.22	0/4886
1	J	0.08	0/3629	0.21	0/4886
1	K	0.09	0/3629	0.23	0/4886
1	L	0.08	0/3629	0.21	0/4886
2	M	0.13	0/4832	0.36	0/6519
2	N	0.13	0/4832	0.33	0/6519
2	O	0.12	0/4832	0.35	0/6519
2	P	0.13	0/4832	0.35	1/6519 (0.0%)
2	Q	0.13	0/4770	0.36	0/6433
2	R	0.14	0/4778	0.35	0/6445
All	All	0.11	0/72706	0.31	3/97952 (0.0%)

Chiral center outliers are detected by calculating the chiral volume of a chiral center and verifying if the center is modelled as a planar moiety or with the opposite hand. A planarity outlier is detected by checking planarity of atoms in a peptide group, atoms in a mainchain group or atoms of a sidechain that are expected to be planar.

Mol	Chain	#Chirality outliers	#Planarity outliers
1	F	0	1

There are no bond length outliers.

All (3) bond angle outliers are listed below:

Mol	Chain	Res	Type	Atoms	Z	Observed(°)	Ideal(°)
2	P	228	GLU	CB-CA-C	-6.72	107.02	115.89

Continued on next page...

Continued from previous page...

Mol	Chain	Res	Type	Atoms	Z	Observed(°)	Ideal(°)
1	B	411	ALA	CA-C-N	5.42	131.88	121.54
1	B	411	ALA	C-N-CA	5.42	131.88	121.54

There are no chirality outliers.

All (1) planarity outliers are listed below:

Mol	Chain	Res	Type	Group
1	F	49	ILE	Peptide

5.2 Too-close contacts ⓘ

In the following table, the Non-H and H(model) columns list the number of non-hydrogen atoms and hydrogen atoms in the chain respectively. The H(added) column lists the number of hydrogen atoms added and optimized by MolProbity. The Clashes column lists the number of clashes within the asymmetric unit, whereas Symm-Clashes lists symmetry-related clashes.

Mol	Chain	Non-H	H(model)	H(added)	Clashes	Symm-Clashes
1	A	3612	0	3664	89	0
1	B	3612	0	3664	77	0
1	C	3612	0	3664	88	0
1	D	3612	0	3664	65	0
1	E	3612	0	3664	85	0
1	F	3612	0	3664	73	0
1	G	3565	0	3614	36	0
1	H	3565	0	3614	38	0
1	I	3565	0	3614	39	0
1	J	3565	0	3614	50	0
1	K	3565	0	3614	47	0
1	L	3565	0	3614	42	0
2	M	4736	0	4725	156	0
2	N	4736	0	4725	155	0
2	O	4736	0	4725	138	0
2	P	4736	0	4725	176	0
2	Q	4676	0	4663	175	0
2	R	4684	0	4673	171	0
All	All	71366	0	71904	1591	0

The all-atom clashscore is defined as the number of clashes found per 1000 atoms (including hydrogen atoms). The all-atom clashscore for this structure is 11.

All (1591) close contacts within the same asymmetric unit are listed below, sorted by their clash magnitude.

Atom-1	Atom-2	Interatomic distance (Å)	Clash overlap (Å)
2:Q:409:ARG:HD2	2:Q:461:ARG:HH12	1.24	1.00
2:R:141:VAL:HB	2:R:476:VAL:HG12	1.56	0.87
2:O:178:HIS:HA	2:O:386:ASN:HB3	1.56	0.87
2:P:559:LYS:HB2	2:P:562:LYS:HE3	1.58	0.86
2:R:139:VAL:HB	2:R:474:MET:HG3	1.57	0.86
2:M:273:PHE:HB2	2:M:342:PHE:HE2	1.39	0.85
2:R:139:VAL:HG22	2:R:493:ASN:HB2	1.59	0.85
1:D:37:GLY:O	1:D:51:ASN:ND2	2.09	0.84
2:N:180:ILE:HG12	2:N:388:SER:HB2	1.59	0.84
2:R:174:LYS:NZ	2:R:199:ASP:O	2.11	0.84
2:R:273:PHE:HB2	2:R:342:PHE:HE2	1.41	0.82
2:N:273:PHE:HB2	2:N:342:PHE:HE2	1.40	0.82
2:Q:560:PHE:HB3	2:Q:564:TRP:HZ3	1.44	0.82
2:Q:47:VAL:HG13	2:Q:86:MET:HE3	1.63	0.81
2:Q:462:ILE:HG22	2:Q:473:LEU:HD11	1.64	0.80
1:C:36:GLU:HG3	1:C:37:GLY:H	1.47	0.80
1:F:263:LEU:HD12	1:F:425:GLU:HG2	1.63	0.80
2:M:414:PHE:HA	2:M:417:HIS:CE1	2.18	0.79
2:M:444:ILE:HG13	2:M:456:LYS:HG2	1.62	0.79
2:O:175:LYS:HD2	2:R:565:SER:HA	1.65	0.79
1:E:92:LEU:HB3	1:E:180:PHE:HD1	1.48	0.78
2:M:180:ILE:HD11	2:M:435:ILE:HG13	1.63	0.78
1:G:250:MET:HE1	1:H:253:TRP:HB3	1.66	0.78
2:R:422:GLN:NE2	2:R:427:GLU:OE2	2.15	0.78
2:M:215:TRP:HH2	2:M:366:TYR:HB3	1.49	0.78
1:F:173:PHE:HA	1:F:177:HIS:HB2	1.66	0.77
1:D:123:ILE:HA	1:D:127:ILE:HB	1.67	0.77
1:J:341:ARG:HH22	1:K:395:ASP:HA	1.50	0.77
2:M:579:ARG:HD2	2:R:421:LEU:HD13	1.66	0.77
2:Q:409:ARG:HD2	2:Q:461:ARG:NH1	1.99	0.77
2:N:449:GLY:O	2:N:453:LYS:NZ	2.18	0.76
2:R:191:ALA:HB2	2:R:553:PRO:HB3	1.66	0.76
2:N:580:TRP:HZ3	2:P:413:ASP:HB3	1.50	0.76
2:O:349:LYS:HE3	2:O:583:GLU:HB3	1.67	0.76
2:N:258:LYS:HE3	2:Q:584:ASN:HB2	1.68	0.76
2:R:496:ASN:HD22	2:R:508:ILE:HG21	1.50	0.75
2:Q:463:ALA:O	2:Q:467:ARG:NH1	2.19	0.75
2:R:285:ASN:ND2	2:R:328:ASN:O	2.19	0.75
2:P:38:LYS:HE2	2:P:97:VAL:HA	1.68	0.75
1:D:111:ILE:HG21	1:D:174:LEU:HD13	1.68	0.75
1:F:271:LEU:HD21	1:F:416:GLU:HG2	1.69	0.75
2:P:155:LYS:HB2	2:P:549:PRO:HG3	1.69	0.75

Continued on next page...

Continued from previous page...

Atom-1	Atom-2	Interatomic distance (Å)	Clash overlap (Å)
1:C:260:ARG:HG2	1:C:265:LYS:HB3	1.69	0.75
2:P:29:SER:O	2:P:35:LYS:NZ	2.20	0.75
1:G:207:VAL:HA	1:G:211:PHE:HB2	1.69	0.75
2:O:558:ILE:HD11	2:Q:432:PRO:HG3	1.68	0.75
2:O:581:ARG:NH1	2:Q:264:PRO:O	2.19	0.75
1:B:123:ILE:HA	1:B:127:ILE:HB	1.69	0.74
2:R:201:ASN:ND2	2:R:383:ASP:O	2.21	0.74
1:A:108:LYS:HG3	1:A:174:LEU:HD12	1.70	0.74
2:R:142:VAL:HG11	2:R:480:PRO:HB3	1.70	0.74
1:E:255:SER:HA	1:E:259:THR:H	1.53	0.73
2:M:559:LYS:HD2	2:M:562:LYS:HE3	1.70	0.73
2:M:181:ILE:HG22	2:M:436:VAL:HB	1.69	0.73
1:A:123:ILE:HA	1:A:127:ILE:HB	1.67	0.73
2:N:242:LYS:HZ2	2:N:243:ARG:HE	1.34	0.73
1:J:207:VAL:HA	1:J:211:PHE:HB2	1.71	0.73
2:R:56:ILE:HG22	2:R:65:PHE:HD1	1.53	0.73
1:B:85:SER:HB3	1:B:88:ILE:HD11	1.71	0.73
1:A:280:ARG:NH2	1:A:396:ASP:OD1	2.22	0.73
1:E:11:LYS:HD3	1:E:54:GLN:HA	1.70	0.73
2:R:185:HIS:NE2	2:R:439:GLU:OE2	2.21	0.73
2:R:463:ALA:O	2:R:467:ARG:NH1	2.22	0.72
2:P:249:LYS:NZ	2:P:261:TYR:O	2.21	0.72
2:P:204:TYR:HA	2:P:389:ILE:HG23	1.70	0.72
1:C:111:ILE:HG13	1:C:174:LEU:HD21	1.72	0.72
1:C:260:ARG:HD3	1:C:265:LYS:H	1.53	0.72
2:R:445:PRO:HD2	2:R:456:LYS:HD2	1.72	0.72
2:O:243:ARG:HH12	2:R:232:GLN:HB3	1.54	0.71
2:R:181:ILE:HB	2:R:389:ILE:HD12	1.71	0.71
2:N:135:PHE:O	2:N:472:SER:OG	2.07	0.71
2:Q:6:VAL:HG13	2:Q:90:PRO:HA	1.71	0.71
2:R:496:ASN:HD21	2:R:499:LEU:HD11	1.55	0.71
1:C:203:SER:HB3	1:C:206:ASP:HB2	1.73	0.71
2:Q:371:PHE:HA	2:Q:374:ILE:HD12	1.71	0.71
2:N:219:SER:HA	2:N:261:TYR:HE2	1.56	0.71
2:O:56:ILE:HD12	2:Q:90:PRO:HD3	1.72	0.70
1:E:14:LEU:HA	1:E:17:PHE:HD2	1.56	0.70
1:B:203:SER:HB3	1:B:206:ASP:HB2	1.73	0.70
2:N:181:ILE:HG22	2:N:436:VAL:HB	1.74	0.70
2:N:187:GLU:HB3	2:N:555:SER:HB2	1.74	0.70
2:M:219:SER:HA	2:M:261:TYR:HE2	1.57	0.70
2:R:443:TYR:HE2	2:R:459:ILE:HG13	1.57	0.70

Continued on next page...

Continued from previous page...

Atom-1	Atom-2	Interatomic distance (Å)	Clash overlap (Å)
1:C:131:LYS:HG2	1:C:166:THR:HB	1.74	0.70
2:M:417:HIS:O	2:P:579:ARG:NH1	2.23	0.70
2:O:18:ILE:HG21	2:O:24:PHE:HB2	1.73	0.70
2:P:110:LYS:HG3	2:P:111:THR:HG23	1.73	0.70
1:D:21:LEU:HD11	1:D:193:THR:HG21	1.74	0.70
2:M:187:GLU:HG2	2:M:555:SER:HB2	1.73	0.70
2:N:580:TRP:CZ3	2:P:413:ASP:HB3	2.25	0.70
1:C:21:LEU:HD23	1:C:186:TYR:HD2	1.56	0.69
2:M:443:TYR:HE2	2:M:459:ILE:HG13	1.57	0.69
2:N:142:VAL:HG12	2:N:499:LEU:HD21	1.73	0.69
2:N:8:GLU:HG3	2:Q:57:SER:HB2	1.74	0.69
1:C:123:ILE:HA	1:C:127:ILE:HB	1.74	0.69
2:Q:273:PHE:HB2	2:Q:342:PHE:CE2	2.27	0.69
2:R:252:TYR:OH	2:R:367:ARG:NH1	2.25	0.69
1:C:29:ASP:HA	1:C:236:ASN:H	1.58	0.69
2:O:489:SER:HA	2:O:511:LEU:HD11	1.75	0.69
2:O:438:GLU:HA	2:O:476:VAL:HB	1.75	0.69
1:L:207:VAL:HA	1:L:211:PHE:HB2	1.75	0.68
2:O:40:GLN:HB3	2:O:92:GLU:OE2	1.93	0.68
2:P:436:VAL:HG22	2:P:474:MET:HB3	1.75	0.68
2:Q:203:ASN:HD22	2:Q:380:GLY:HA2	1.57	0.68
1:G:434:LYS:NZ	1:H:269:ASN:O	2.27	0.68
1:E:53:ILE:HG23	1:E:92:LEU:HA	1.75	0.68
2:M:483:VAL:HB	2:M:488:LEU:HD11	1.75	0.68
2:R:509:LYS:O	2:R:515:ASN:ND2	2.26	0.68
1:E:252:ARG:HH22	1:E:265:LYS:HB2	1.58	0.68
2:M:367:ARG:H	2:M:370:HIS:HB2	1.58	0.68
1:B:256:GLU:HG2	1:B:257:VAL:H	1.58	0.68
2:M:341:ARG:NH1	2:R:219:SER:OG	2.26	0.68
2:R:573:PHE:HA	2:R:576:VAL:HG22	1.76	0.68
1:J:268:LYS:O	1:J:272:VAL:HG23	1.94	0.68
1:F:24:ILE:HD12	1:F:216:ILE:HD13	1.75	0.68
1:K:207:VAL:HA	1:K:211:PHE:HB2	1.76	0.68
2:Q:18:ILE:HB	2:Q:65:PHE:HB2	1.75	0.67
1:D:295:ASP:O	1:D:337:ARG:NH1	2.27	0.67
2:M:181:ILE:HD11	2:M:389:ILE:HG23	1.76	0.67
2:N:493:ASN:ND2	2:N:537:SER:OG	2.27	0.67
1:B:252:ARG:HG2	1:B:417:ASN:HB2	1.75	0.67
2:P:579:ARG:HA	2:P:582:LYS:HG2	1.76	0.67
1:E:76:MET:HE3	1:E:90:TYR:HB3	1.76	0.67
1:F:83:ASN:OD1	1:F:84:ASP:N	2.27	0.67

Continued on next page...

Continued from previous page...

Atom-1	Atom-2	Interatomic distance (Å)	Clash overlap (Å)
2:N:580:TRP:CD1	2:N:581:ARG:HD3	2.29	0.67
2:Q:158:GLN:HG3	2:Q:163:ILE:HB	1.76	0.67
1:H:123:ILE:HA	1:H:127:ILE:HB	1.75	0.67
2:P:273:PHE:HB2	2:P:342:PHE:HE2	1.58	0.67
2:R:379:MET:HE3	2:R:433:PHE:HZ	1.59	0.67
1:C:267:ARG:NH2	1:C:416:GLU:OE1	2.15	0.67
2:P:203:ASN:HD22	2:P:380:GLY:HA2	1.61	0.67
1:E:14:LEU:HB3	1:E:186:TYR:HD2	1.59	0.66
2:M:233:ASN:OD1	2:M:236:ASN:ND2	2.28	0.66
1:L:268:LYS:O	1:L:272:VAL:HG23	1.95	0.66
2:N:219:SER:HA	2:N:261:TYR:CE2	2.30	0.66
2:P:6:VAL:HG12	2:P:92:GLU:H	1.61	0.66
1:I:76:MET:HE3	1:I:173:PHE:HZ	1.60	0.66
1:C:228:ALA:O	1:C:231:ARG:NH1	2.29	0.66
2:N:177:SER:HA	2:Q:564:TRP:HD1	1.59	0.66
2:O:580:TRP:HZ3	2:Q:413:ASP:HB3	1.59	0.66
2:P:438:GLU:HA	2:P:476:VAL:HB	1.78	0.66
1:A:61:LYS:HD2	1:A:62:VAL:HG23	1.77	0.66
1:F:33:ILE:HB	1:F:35:ILE:HG23	1.77	0.66
2:P:147:SER:HB3	2:P:498:ARG:HG2	1.76	0.66
2:Q:120:ALA:HA	2:Q:545:LYS:HB2	1.77	0.66
2:Q:337:ARG:NH1	2:Q:338:PHE:HB2	2.11	0.66
1:K:75:GLN:HG2	1:K:126:TYR:CZ	2.31	0.66
1:L:280:ARG:HH21	1:L:395:ASP:HB3	1.60	0.66
1:D:8:HIS:NE2	1:D:126:TYR:OH	2.29	0.66
1:F:21:LEU:HD23	1:F:186:TYR:HD2	1.60	0.66
2:N:559:LYS:HD2	2:P:132:ASP:HB3	1.77	0.66
2:P:336:ASN:OD1	2:P:337:ARG:N	2.27	0.66
2:P:412:PHE:HA	2:P:471:LEU:HD11	1.78	0.66
1:C:274:SER:O	1:C:282:ARG:NH1	2.29	0.65
2:R:18:ILE:HB	2:R:65:PHE:HB2	1.78	0.65
1:H:420:ILE:HD13	1:H:426:LEU:HB2	1.76	0.65
2:M:421:LEU:HB2	2:P:579:ARG:CZ	2.26	0.65
1:J:341:ARG:NH2	1:K:395:ASP:OD1	2.29	0.65
1:K:124:SER:OG	1:K:147:LYS:NZ	2.30	0.65
1:A:36:GLU:OE1	1:A:38:ILE:HG12	1.95	0.65
1:E:203:SER:HB3	1:E:206:ASP:HB2	1.78	0.65
1:A:77:LEU:HB3	1:A:173:PHE:HZ	1.62	0.65
2:M:319:ASN:HD21	2:M:321:SER:HB2	1.62	0.65
2:Q:56:ILE:HG23	2:Q:65:PHE:CE1	2.31	0.65
1:G:268:LYS:O	1:G:272:VAL:HG23	1.97	0.65

Continued on next page...

Continued from previous page...

Atom-1	Atom-2	Interatomic distance (Å)	Clash overlap (Å)
1:I:207:VAL:HA	1:I:211:PHE:HB2	1.77	0.65
2:N:361:GLU:HG2	2:N:363:ASN:H	1.59	0.65
2:R:277:TYR:HA	2:R:339:LEU:HD21	1.77	0.65
1:H:268:LYS:O	1:H:272:VAL:HG23	1.97	0.65
1:C:58:HIS:HB2	1:C:61:LYS:HZ2	1.62	0.65
2:N:438:GLU:HA	2:N:476:VAL:HB	1.79	0.65
2:O:6:VAL:HG12	2:O:16:VAL:HG12	1.77	0.65
1:I:123:ILE:HA	1:I:127:ILE:HB	1.79	0.65
1:K:206:ASP:OD1	1:L:253:TRP:NE1	2.27	0.65
2:P:351:LEU:HD23	2:P:354:LEU:HD12	1.79	0.64
1:D:62:VAL:HA	1:D:98:ASN:HB2	1.80	0.64
2:O:242:LYS:NZ	2:R:231:GLU:OE1	2.28	0.64
2:P:178:HIS:CE1	2:P:431:ILE:HG23	2.32	0.64
2:R:38:LYS:HE2	2:R:97:VAL:HA	1.80	0.64
2:N:502:ILE:HD13	2:P:517:ARG:HE	1.61	0.64
1:A:35:ILE:HG23	1:A:223:SER:HB2	1.80	0.64
2:Q:441:HIS:HB2	2:Q:482:GLU:OE2	1.98	0.64
1:I:268:LYS:O	1:I:272:VAL:HG23	1.97	0.64
1:F:225:LEU:HD12	1:F:230:LYS:HG2	1.80	0.64
2:P:579:ARG:HG2	2:P:582:LYS:HE3	1.80	0.64
1:J:312:LYS:HD3	1:J:315:LEU:HD12	1.80	0.64
1:J:386:ILE:HG23	1:J:408:LEU:HD23	1.78	0.64
1:E:235:LYS:HE3	1:E:239:ILE:HD11	1.79	0.63
2:M:7:ILE:HD11	2:M:17:LYS:HB2	1.80	0.63
2:N:56:ILE:HD12	2:P:87:LEU:HD12	1.80	0.63
2:O:157:LEU:HD22	2:O:179:ILE:HG21	1.80	0.63
1:I:40:GLU:OE1	1:I:54:GLN:NE2	2.31	0.63
1:K:133:PRO:HG2	1:K:139:LYS:HG3	1.80	0.63
1:B:335:HIS:HD2	1:L:350:ILE:HG23	1.63	0.63
2:M:177:SER:O	2:M:386:ASN:ND2	2.28	0.63
2:N:8:GLU:HB3	2:N:15:LEU:HD13	1.80	0.63
2:Q:346:LEU:HD13	2:Q:356:LEU:HB3	1.79	0.63
1:A:264:LEU:HD23	1:A:429:LEU:HD11	1.80	0.63
2:M:29:SER:O	2:M:32:GLN:NE2	2.31	0.63
2:M:446:ARG:N	2:M:482:GLU:O	2.31	0.63
1:E:254:THR:HB	1:E:266:VAL:HG23	1.80	0.63
2:P:18:ILE:HB	2:P:65:PHE:HB2	1.80	0.63
1:L:123:ILE:HA	1:L:127:ILE:HB	1.81	0.63
1:A:280:ARG:HE	1:A:395:ASP:HB3	1.63	0.63
1:E:17:PHE:HE1	1:E:212:TYR:HH	1.47	0.63
2:M:215:TRP:CH2	2:M:366:TYR:HB3	2.33	0.63

Continued on next page...

Continued from previous page...

Atom-1	Atom-2	Interatomic distance (Å)	Clash overlap (Å)
2:N:433:PHE:CE2	2:N:435:ILE:HG13	2.34	0.63
1:J:40:GLU:OE1	1:J:54:GLN:NE2	2.32	0.63
2:M:273:PHE:HB2	2:M:342:PHE:CE2	2.29	0.63
2:R:435:ILE:HB	2:R:473:LEU:HD23	1.79	0.63
1:H:124:SER:OG	1:H:147:LYS:NZ	2.31	0.63
2:N:215:TRP:HH2	2:N:366:TYR:HB2	1.64	0.63
2:R:227:ILE:HG21	2:R:238:VAL:HG22	1.81	0.63
1:G:20:THR:HG22	1:G:42:ILE:HG12	1.81	0.63
1:J:123:ILE:HA	1:J:127:ILE:HB	1.79	0.63
1:L:124:SER:OG	1:L:147:LYS:NZ	2.32	0.63
1:B:189:LEU:HD12	1:B:192:GLU:HB3	1.81	0.62
1:D:10:ILE:O	1:D:14:LEU:HD12	1.98	0.62
2:O:9:SER:HB3	2:R:56:ILE:HG13	1.81	0.62
1:D:53:ILE:HD13	1:D:91:ALA:HB3	1.81	0.62
1:G:124:SER:OG	1:G:147:LYS:NZ	2.32	0.62
1:E:314:LYS:HD3	2:R:91:THR:HG21	1.81	0.62
2:N:444:ILE:HG13	2:N:456:LYS:HG2	1.81	0.62
2:O:392:LEU:HA	2:O:395:ILE:HD13	1.80	0.62
1:A:265:LYS:HG2	1:A:266:VAL:H	1.64	0.62
1:A:271:LEU:HD11	1:A:418:LEU:HD21	1.81	0.62
2:P:566:GLU:OE1	2:P:569:ARG:NH2	2.26	0.62
1:G:133:PRO:HG2	1:G:139:LYS:HG3	1.80	0.62
1:H:410:THR:HB	1:H:415:ILE:HD11	1.82	0.62
2:O:187:GLU:HG2	2:O:555:SER:HB2	1.82	0.62
1:H:277:ILE:HD12	1:H:280:ARG:HD2	1.81	0.62
1:D:203:SER:HB3	1:D:206:ASP:HB2	1.82	0.62
2:Q:149:LYS:HZ1	2:Q:478:GLN:HB3	1.65	0.62
1:D:207:VAL:HA	1:D:211:PHE:HB2	1.81	0.62
2:M:371:PHE:CE2	2:P:577:ILE:HD12	2.35	0.62
2:M:428:LEU:HD13	2:P:558:ILE:HG12	1.82	0.62
2:P:149:LYS:NZ	2:P:478:GLN:OE1	2.25	0.62
1:F:427:LYS:HB3	1:F:433:LEU:HD13	1.81	0.62
2:O:237:GLN:OE1	2:O:237:GLN:N	2.30	0.62
1:K:40:GLU:OE1	1:K:54:GLN:NE2	2.33	0.62
1:F:210:LEU:HD12	1:F:254:THR:HG21	1.80	0.62
2:Q:269:ILE:HG13	2:Q:342:PHE:HZ	1.64	0.62
1:I:124:SER:OG	1:I:147:LYS:NZ	2.32	0.62
1:L:133:PRO:HG2	1:L:139:LYS:HG3	1.82	0.62
1:E:166:THR:HG23	1:E:168:VAL:HG12	1.82	0.62
2:R:483:VAL:HB	2:R:488:LEU:HD11	1.82	0.62
1:A:75:GLN:O	1:A:79:HIS:ND1	2.33	0.61

Continued on next page...

Continued from previous page...

Atom-1	Atom-2	Interatomic distance (Å)	Clash overlap (Å)
1:B:9:THR:HG22	1:B:13:PHE:CE2	2.35	0.61
1:I:133:PRO:HG2	1:I:139:LYS:HG3	1.82	0.61
1:A:418:LEU:HD22	1:A:429:LEU:HD13	1.82	0.61
2:N:82:GLN:NE2	2:N:539:PRO:O	2.27	0.61
1:K:123:ILE:HA	1:K:127:ILE:HB	1.82	0.61
1:B:34:GLN:OE1	1:B:50:THR:OG1	2.14	0.61
1:E:331:LEU:HD21	1:E:347:THR:HB	1.83	0.61
1:F:51:ASN:OD1	1:F:52:ALA:N	2.31	0.61
2:N:346:LEU:HD13	2:N:356:LEU:HD23	1.82	0.61
2:Q:205:LEU:HD11	2:Q:377:GLN:HG2	1.82	0.61
2:M:219:SER:HA	2:M:261:TYR:CE2	2.35	0.61
2:N:48:LEU:HB2	2:N:75:PHE:CE2	2.35	0.61
2:P:181:ILE:HG23	2:P:438:GLU:OE2	2.01	0.61
2:M:247:LEU:O	2:M:251:LYS:HG2	2.00	0.61
2:N:346:LEU:HD12	2:N:357:ASN:OD1	2.01	0.61
1:H:133:PRO:HG2	1:H:139:LYS:HG3	1.82	0.61
1:D:28:THR:HG22	1:D:238:LEU:HB3	1.82	0.61
1:C:189:LEU:HD12	1:C:192:GLU:HB3	1.81	0.61
1:E:88:ILE:HD12	1:E:90:TYR:CZ	2.36	0.61
2:R:441:HIS:HA	2:R:483:VAL:HG22	1.81	0.61
1:J:228:ALA:HA	1:J:231:ARG:HE	1.65	0.61
1:E:54:GLN:NE2	1:E:75:GLN:OE1	2.33	0.60
2:O:419:SER:O	2:O:423:HIS:ND1	2.34	0.60
2:O:446:ARG:N	2:O:482:GLU:O	2.33	0.60
1:B:4:ARG:HE	1:B:125:LYS:HE2	1.66	0.60
1:C:207:VAL:HA	1:C:211:PHE:HB2	1.83	0.60
2:Q:142:VAL:O	2:Q:496:ASN:HA	2.01	0.60
2:R:232:GLN:NE2	2:R:233:ASN:O	2.29	0.60
1:L:40:GLU:OE1	1:L:54:GLN:NE2	2.33	0.60
2:O:152:ALA:HA	2:O:546:LEU:HD21	1.84	0.60
2:R:221:GLU:HG2	2:R:402:ILE:HG12	1.82	0.60
1:G:40:GLU:OE1	1:G:54:GLN:NE2	2.34	0.60
2:N:203:ASN:HB3	2:N:388:SER:HA	1.82	0.60
2:O:180:ILE:HG12	2:O:388:SER:HB2	1.83	0.60
2:P:39:ILE:HG13	2:P:94:VAL:HG22	1.83	0.60
2:O:158:GLN:NE2	2:O:550:ASN:O	2.30	0.60
2:O:7:ILE:HD11	2:O:17:LYS:HD3	1.83	0.60
2:Q:276:ILE:HG21	2:Q:338:PHE:CD2	2.36	0.60
1:J:295:ASP:OD1	1:J:334:TYR:OH	2.19	0.60
1:A:46:ASN:C	1:A:46:ASN:HD22	2.08	0.60
2:O:282:GLU:O	2:O:332:ASN:ND2	2.35	0.60

Continued on next page...

Continued from previous page...

Atom-1	Atom-2	Interatomic distance (Å)	Clash overlap (Å)
1:J:427:LYS:HG2	1:J:432:MET:HE2	1.84	0.60
1:C:214:ASN:HB3	1:C:247:LYS:HG2	1.84	0.60
1:F:123:ILE:HA	1:F:127:ILE:HB	1.83	0.60
2:M:505:GLN:O	2:M:509:LYS:HG2	2.02	0.60
2:Q:204:TYR:HA	2:Q:389:ILE:HG23	1.84	0.60
2:Q:230:ASN:OD1	2:Q:231:GLU:N	2.35	0.60
1:B:424:ARG:NH2	1:B:436:ILE:OXT	2.34	0.59
1:E:49:ILE:HG12	1:E:51:ASN:H	1.65	0.59
2:R:357:ASN:O	2:R:363:ASN:ND2	2.32	0.59
1:A:325:LYS:HD2	1:A:403:VAL:HG13	1.84	0.59
2:M:6:VAL:HG12	2:M:16:VAL:HG22	1.84	0.59
1:G:123:ILE:HA	1:G:127:ILE:HB	1.84	0.59
1:A:203:SER:HB3	1:A:206:ASP:HB2	1.84	0.59
2:N:288:GLU:HA	2:O:322:LYS:HZ3	1.67	0.59
2:Q:276:ILE:HG21	2:Q:338:PHE:HD2	1.67	0.59
2:Q:411:ILE:HD11	2:Q:433:PHE:CD2	2.37	0.59
2:R:486:THR:HG23	2:R:487:ILE:HG13	1.84	0.59
2:R:575:GLU:HA	2:R:578:MET:HE2	1.84	0.59
1:J:133:PRO:HG2	1:J:139:LYS:HG3	1.84	0.59
1:L:101:VAL:HG21	1:L:184:LEU:HD23	1.84	0.59
1:C:236:ASN:HA	1:C:239:ILE:HG12	1.85	0.59
1:H:40:GLU:OE1	1:H:54:GLN:NE2	2.34	0.59
1:I:101:VAL:HG21	1:I:184:LEU:HD23	1.84	0.59
1:L:44:ILE:HB	1:L:51:ASN:HB2	1.84	0.59
1:C:34:GLN:HG2	1:C:231:ARG:HD2	1.83	0.59
2:N:157:LEU:HD12	2:N:179:ILE:HG21	1.84	0.59
2:R:175:LYS:O	2:R:386:ASN:ND2	2.34	0.59
1:B:427:LYS:HA	1:B:432:MET:HE3	1.83	0.59
1:D:72:PRO:O	1:D:76:MET:HG2	2.02	0.59
2:M:416:PHE:HA	2:M:469:TYR:CD1	2.38	0.59
2:Q:141:VAL:HB	2:Q:476:VAL:HG22	1.85	0.59
1:J:101:VAL:HG21	1:J:184:LEU:HD23	1.85	0.59
1:L:228:ALA:HA	1:L:231:ARG:HE	1.66	0.59
2:M:8:GLU:HA	2:P:57:SER:HB2	1.84	0.59
2:N:55:LYS:HB3	2:N:66:ILE:HB	1.85	0.59
2:P:99:ASP:OD1	2:P:122:ASN:ND2	2.35	0.59
1:H:101:VAL:HG21	1:H:184:LEU:HD23	1.85	0.59
1:C:31:ASP:HB2	1:C:236:ASN:HD21	1.66	0.59
2:N:48:LEU:HB2	2:N:75:PHE:HE2	1.67	0.59
2:P:379:MET:HE3	2:P:433:PHE:HZ	1.67	0.59
1:A:30:GLN:HE22	1:A:33:ILE:HD11	1.68	0.59

Continued on next page...

Continued from previous page...

Atom-1	Atom-2	Interatomic distance (Å)	Clash overlap (Å)
1:D:299:ILE:HD13	1:D:337:ARG:HD2	1.84	0.59
1:E:19:LYS:HE3	1:E:33:ILE:HG21	1.85	0.59
2:R:205:LEU:HB2	2:R:390:ILE:HA	1.84	0.59
2:R:234:SER:HB3	2:R:337:ARG:NH2	2.18	0.59
1:C:30:GLN:HA	1:C:234:SER:HA	1.85	0.58
1:C:37:GLY:HA3	1:C:49:ILE:HA	1.84	0.58
2:M:41:GLU:OE2	2:P:28:LYS:NZ	2.33	0.58
2:N:446:ARG:N	2:N:482:GLU:O	2.36	0.58
1:B:107:THR:O	1:B:110:GLN:NE2	2.37	0.58
2:N:180:ILE:HB	2:N:433:PHE:CZ	2.38	0.58
1:B:322:PHE:HB2	1:B:378:ILE:HD13	1.85	0.58
2:P:38:LYS:HG3	2:P:97:VAL:HB	1.84	0.58
2:N:177:SER:HA	2:Q:564:TRP:CD1	2.37	0.58
2:N:516:SER:O	2:N:520:SER:OG	2.21	0.58
2:Q:181:ILE:HB	2:Q:389:ILE:HD12	1.84	0.58
2:R:206:ASP:HA	2:R:391:ASP:HB3	1.85	0.58
1:A:111:ILE:HA	1:A:114:ILE:HD12	1.85	0.58
1:C:120:PHE:HB2	1:C:156:LYS:HE2	1.85	0.58
2:O:153:VAL:HG23	2:O:474:MET:HE1	1.86	0.58
2:R:377:GLN:HB3	2:R:382:LEU:HD12	1.85	0.58
1:E:133:PRO:HA	1:E:164:LEU:HD13	1.85	0.58
1:G:101:VAL:HG21	1:G:184:LEU:HD23	1.86	0.58
1:I:228:ALA:HA	1:I:231:ARG:HE	1.68	0.58
1:B:8:HIS:HE1	1:B:71:LYS:HE2	1.67	0.58
1:B:252:ARG:NH1	1:B:417:ASN:OD1	2.37	0.58
2:M:243:ARG:HH12	2:P:231:GLU:HG3	1.68	0.58
1:F:386:ILE:HG23	1:F:408:LEU:HD23	1.86	0.58
2:Q:337:ARG:O	2:Q:341:ARG:HG3	2.03	0.58
2:Q:483:VAL:HB	2:Q:488:LEU:HD11	1.85	0.58
1:I:69:ILE:HD12	1:I:73:ILE:HD11	1.86	0.58
1:J:124:SER:OG	1:J:147:LYS:NZ	2.37	0.58
2:Q:201:ASN:ND2	2:Q:384:ARG:O	2.37	0.57
1:J:303:LYS:HE2	1:J:341:ARG:HH21	1.69	0.57
1:J:341:ARG:NH2	1:K:395:ASP:HA	2.17	0.57
1:K:101:VAL:HG21	1:K:184:LEU:HD23	1.86	0.57
1:E:295:ASP:O	1:E:337:ARG:NH1	2.37	0.57
2:Q:445:PRO:O	2:Q:456:LYS:NZ	2.36	0.57
2:M:239:SER:O	2:M:243:ARG:HG2	2.04	0.57
2:P:509:LYS:HG2	2:P:520:SER:HB2	1.86	0.57
1:E:350:ILE:HD12	1:H:339:VAL:HG11	1.86	0.57
2:Q:195:ASP:OD1	2:Q:196:LYS:N	2.34	0.57

Continued on next page...

Continued from previous page...

Atom-1	Atom-2	Interatomic distance (Å)	Clash overlap (Å)
1:J:111:ILE:HA	1:J:114:ILE:HD12	1.86	0.57
1:B:18:ASN:ND2	1:B:55:CYS:SG	2.77	0.57
1:C:260:ARG:HD3	1:C:265:LYS:N	2.20	0.57
2:P:211:LYS:HB2	2:P:377:GLN:HE22	1.69	0.57
1:H:228:ALA:HA	1:H:231:ARG:HE	1.69	0.57
1:L:277:ILE:HD12	1:L:280:ARG:HD2	1.86	0.57
2:N:509:LYS:HG2	2:N:520:SER:HB3	1.87	0.57
1:E:225:LEU:HD12	1:E:230:LYS:HG2	1.87	0.57
2:N:502:ILE:HD13	2:P:517:ARG:HH21	1.69	0.57
2:O:184:ILE:HD11	2:O:443:TYR:HE1	1.69	0.57
2:Q:560:PHE:HB3	2:Q:564:TRP:CZ3	2.32	0.57
1:B:357:LYS:NZ	1:B:358:GLU:OE2	2.38	0.57
2:M:435:ILE:HB	2:M:473:LEU:HD23	1.86	0.57
1:G:115:LEU:HD13	1:G:131:LYS:HE3	1.87	0.57
1:H:115:LEU:HD13	1:H:131:LYS:HE3	1.86	0.57
1:E:173:PHE:HA	1:E:177:HIS:HB2	1.87	0.56
2:O:522:ILE:HG22	2:O:526:LEU:HG	1.85	0.56
1:F:339:VAL:HG21	1:K:350:ILE:HD13	1.85	0.56
2:M:269:ILE:HG13	2:M:342:PHE:HZ	1.69	0.56
2:P:217:MET:HE1	2:P:225:LEU:HD22	1.87	0.56
1:K:386:ILE:HG23	1:K:408:LEU:HD23	1.87	0.56
2:M:371:PHE:O	2:M:373:ASP:N	2.39	0.56
2:O:101:ILE:O	2:O:105:ILE:HG12	2.05	0.56
1:A:15:TYR:HB3	1:A:53:ILE:HD13	1.85	0.56
1:C:83:ASN:OD1	1:C:90:TYR:OH	2.21	0.56
2:M:205:LEU:HD12	2:M:390:ILE:HG12	1.87	0.56
2:P:276:ILE:HG21	2:P:338:PHE:CD2	2.40	0.56
1:K:33:ILE:HG12	1:K:44:ILE:HG12	1.86	0.56
2:O:285:ASN:HB2	2:O:295:LYS:HB2	1.87	0.56
2:Q:273:PHE:HB2	2:Q:342:PHE:HE2	1.71	0.56
2:Q:495:ILE:HG12	2:Q:533:VAL:HG22	1.88	0.56
1:B:76:MET:HE3	1:B:90:TYR:HB3	1.88	0.56
2:O:444:ILE:HG13	2:O:456:LYS:HG2	1.87	0.56
2:Q:464:LYS:NZ	2:Q:486:THR:O	2.39	0.56
2:R:154:ALA:O	2:R:158:GLN:HG3	2.05	0.56
1:J:267:ARG:NH2	1:J:417:ASN:O	2.35	0.56
1:D:49:ILE:HG22	1:D:89:LYS:H	1.71	0.56
2:N:580:TRP:HD1	2:N:581:ARG:HD3	1.69	0.56
2:O:203:ASN:ND2	2:O:387:VAL:O	2.39	0.56
1:F:133:PRO:HG2	1:F:139:LYS:HG3	1.87	0.56
2:N:11:PRO:O	2:N:84:ASN:ND2	2.39	0.56

Continued on next page...

Continued from previous page...

Atom-1	Atom-2	Interatomic distance (Å)	Clash overlap (Å)
2:N:493:ASN:OD1	2:N:536:ASP:N	2.39	0.56
2:Q:248:ASN:ND2	2:Q:268:ASN:O	2.39	0.56
1:F:309:TYR:OH	1:F:430:LEU:O	2.24	0.55
2:N:7:ILE:HD11	2:N:17:LYS:HB2	1.88	0.55
2:O:505:GLN:O	2:O:509:LYS:HG2	2.06	0.55
1:F:157:LYS:O	1:F:161:THR:OG1	2.16	0.55
2:N:342:PHE:O	2:N:346:LEU:HD23	2.06	0.55
2:O:252:TYR:OH	2:O:367:ARG:HG3	2.06	0.55
2:Q:336:ASN:OD1	2:Q:337:ARG:N	2.39	0.55
1:I:115:LEU:HD13	1:I:131:LYS:HE3	1.88	0.55
1:J:115:LEU:HD13	1:J:131:LYS:HE3	1.89	0.55
1:A:306:LEU:HD23	1:A:375:LYS:HB3	1.89	0.55
2:O:141:VAL:HB	2:O:476:VAL:HG22	1.86	0.55
2:P:181:ILE:HG23	2:P:438:GLU:CD	2.31	0.55
2:P:464:LYS:NZ	2:P:486:THR:O	2.32	0.55
2:R:392:LEU:HD22	2:R:395:ILE:HG13	1.89	0.55
1:J:33:ILE:HG12	1:J:44:ILE:HG12	1.88	0.55
1:L:115:LEU:HD13	1:L:131:LYS:HE3	1.88	0.55
1:C:33:ILE:HD12	1:C:35:ILE:HG12	1.88	0.55
2:N:281:GLU:OE2	2:P:243:ARG:NH2	2.39	0.55
2:P:3:ILE:HG13	2:P:96:LEU:HB2	1.89	0.55
1:K:16:GLN:NE2	1:K:36:GLU:OE2	2.35	0.55
1:C:51:ASN:HB3	1:C:53:ILE:HG13	1.89	0.55
2:N:433:PHE:HE2	2:N:435:ILE:HG13	1.70	0.55
2:R:76:LYS:HD2	2:R:81:PHE:CD2	2.42	0.55
1:K:250:MET:HE1	1:L:253:TRP:CG	2.42	0.55
1:A:327:ASP:OD1	1:A:328:VAL:N	2.39	0.55
2:N:249:LYS:NZ	2:N:261:TYR:O	2.40	0.55
2:N:499:LEU:HD12	2:N:523:LEU:HD13	1.88	0.55
2:P:178:HIS:HE1	2:P:431:ILE:HG23	1.69	0.55
1:E:212:TYR:HB3	1:E:213:PRO:HD3	1.88	0.55
2:Q:401:SER:HB2	2:Q:452:PHE:CD1	2.41	0.55
1:B:72:PRO:O	1:B:76:MET:HG3	2.07	0.55
2:M:157:LEU:HD12	2:M:179:ILE:HG21	1.88	0.55
2:R:420:LYS:HA	2:R:423:HIS:ND1	2.22	0.55
1:L:386:ILE:HG23	1:L:408:LEU:HD23	1.89	0.55
1:A:259:THR:HB	1:A:265:LYS:HB3	1.89	0.55
1:B:35:ILE:HA	1:B:50:THR:HB	1.89	0.55
1:C:34:GLN:O	1:C:50:THR:OG1	2.25	0.55
1:F:263:LEU:O	1:F:263:LEU:HD23	2.07	0.55
1:F:385:VAL:O	1:F:389:ILE:HG12	2.07	0.55

Continued on next page...

Continued from previous page...

Atom-1	Atom-2	Interatomic distance (Å)	Clash overlap (Å)
2:M:479:ARG:NH1	2:M:482:GLU:OE2	2.39	0.55
2:O:340:SER:HB3	2:Q:242:LYS:NZ	2.22	0.55
2:P:466:GLY:HA3	2:P:471:LEU:HB2	1.89	0.55
1:A:350:ILE:HD11	1:J:335:HIS:CG	2.41	0.55
2:M:222:LEU:HD11	2:M:267:PHE:HZ	1.70	0.55
2:P:350:ARG:NH2	2:P:583:GLU:OE2	2.39	0.55
1:H:72:PRO:O	1:H:76:MET:HG3	2.06	0.55
1:A:131:LYS:HG2	1:A:166:THR:HB	1.89	0.54
1:A:388:CYS:O	1:A:390:ASN:N	2.38	0.54
1:E:349:TYR:OH	1:E:384:GLU:OE2	2.22	0.54
1:D:327:ASP:OD1	1:D:330:ASN:ND2	2.27	0.54
2:N:139:VAL:O	2:N:474:MET:HA	2.07	0.54
2:O:456:LYS:O	2:O:460:GLU:HG2	2.06	0.54
2:O:460:GLU:OE2	2:O:486:THR:HG23	2.06	0.54
1:G:33:ILE:HG12	1:G:44:ILE:HG12	1.89	0.54
1:A:315:LEU:HD23	2:N:21:LEU:HD21	1.89	0.54
2:P:237:GLN:O	2:P:239:SER:N	2.36	0.54
2:R:158:GLN:HB3	2:R:163:ILE:HB	1.90	0.54
1:H:33:ILE:HG12	1:H:44:ILE:HG12	1.88	0.54
1:K:115:LEU:HD13	1:K:131:LYS:HE3	1.89	0.54
2:M:156:ILE:HG23	2:M:157:LEU:HD22	1.87	0.54
2:M:258:LYS:O	2:P:584:ASN:ND2	2.40	0.54
2:N:243:ARG:NH2	2:Q:232:GLN:HG2	2.23	0.54
1:L:33:ILE:HG12	1:L:44:ILE:HG12	1.88	0.54
1:C:84:ASP:CG	1:C:85:SER:H	2.16	0.54
2:N:217:MET:HE1	2:N:406:LEU:HB2	1.88	0.54
2:O:40:GLN:HB2	2:O:95:PHE:HE2	1.73	0.54
2:P:269:ILE:HG13	2:P:342:PHE:HZ	1.71	0.54
1:A:130:ILE:O	1:A:166:THR:OG1	2.25	0.54
1:E:281:SER:HB3	1:E:395:ASP:H	1.72	0.54
2:O:6:VAL:HG23	2:O:90:PRO:HA	1.90	0.54
2:O:138:HIS:HB2	2:O:491:CYS:HA	1.88	0.54
2:O:336:ASN:O	2:Q:242:LYS:NZ	2.41	0.54
1:H:69:ILE:HD12	1:H:73:ILE:HD11	1.89	0.54
2:M:168:ASN:HB2	2:M:198:GLU:HB3	1.89	0.54
2:P:6:VAL:HG13	2:P:90:PRO:HA	1.88	0.54
2:P:61:ASP:OD1	2:P:62:GLU:N	2.40	0.54
1:A:345:ILE:HG22	1:A:376:ALA:HB3	1.90	0.54
1:C:111:ILE:HG13	1:C:174:LEU:CD2	2.36	0.54
1:E:11:LYS:HE2	1:E:55:CYS:H	1.73	0.54
1:F:210:LEU:HD11	1:F:250:MET:H	1.72	0.54

Continued on next page...

Continued from previous page...

Atom-1	Atom-2	Interatomic distance (Å)	Clash overlap (Å)
2:P:430:ASP:HB3	2:P:431:ILE:HD12	1.89	0.54
1:I:277:ILE:HD12	1:I:280:ARG:HD2	1.90	0.54
1:D:312:LYS:HD3	1:D:315:LEU:HD12	1.88	0.54
2:Q:142:VAL:HG13	2:Q:480:PRO:CG	2.37	0.54
2:Q:405:SER:O	2:Q:409:ARG:HG2	2.08	0.54
1:A:386:ILE:O	1:A:390:ASN:ND2	2.41	0.54
1:E:162:SER:HB3	1:E:164:LEU:HG	1.90	0.54
2:M:359:ASP:OD1	2:M:360:VAL:N	2.40	0.54
1:A:111:ILE:HG21	1:A:174:LEU:HD22	1.89	0.53
1:H:207:VAL:HA	1:H:211:PHE:HB2	1.89	0.53
2:N:74:ILE:HG22	2:N:81:PHE:HB2	1.90	0.53
2:P:18:ILE:HG21	2:P:24:PHE:HB2	1.90	0.53
2:P:455:ALA:O	2:P:459:ILE:HG12	2.08	0.53
1:E:32:GLU:HB2	1:E:231:ARG:HD2	1.89	0.53
2:N:99:ASP:OD1	2:N:100:ASP:N	2.42	0.53
2:O:33:ILE:HG22	2:O:522:ILE:HD11	1.91	0.53
2:R:361:GLU:O	2:R:365:LYS:HG2	2.07	0.53
1:H:280:ARG:NH2	1:H:396:ASP:OD1	2.39	0.53
1:E:92:LEU:HB3	1:E:180:PHE:CD1	2.37	0.53
2:P:227:ILE:HD12	2:P:238:VAL:HG22	1.89	0.53
2:R:434:MET:HG3	2:R:474:MET:CE	2.39	0.53
2:M:429:ASN:ND2	2:M:469:TYR:O	2.39	0.53
2:O:93:PRO:HB2	2:O:95:PHE:CZ	2.44	0.53
2:Q:350:ARG:NH1	2:Q:583:GLU:O	2.36	0.53
1:I:33:ILE:HG12	1:I:44:ILE:HG12	1.90	0.53
1:K:267:ARG:NH2	1:K:417:ASN:O	2.37	0.53
1:C:15:TYR:HD1	1:C:55:CYS:SG	2.31	0.53
1:D:331:LEU:HD11	1:D:380:CYS:HB3	1.90	0.53
2:N:414:PHE:HA	2:N:417:HIS:NE2	2.24	0.53
2:Q:49:CYS:HB3	2:Q:69:VAL:HB	1.90	0.53
1:A:364:LYS:H	1:A:373:GLU:HG2	1.74	0.53
1:B:186:TYR:CE1	1:B:189:LEU:HD23	2.44	0.53
2:M:534:VAL:HG22	2:M:541:PRO:HB3	1.90	0.53
2:Q:408:SER:HB2	2:Q:458:SER:HB2	1.91	0.53
1:K:246:LYS:O	1:K:250:MET:HG2	2.09	0.53
1:L:331:LEU:HD21	1:L:379:SER:HA	1.90	0.53
1:E:131:LYS:HG2	1:E:166:THR:HB	1.91	0.53
2:N:534:VAL:HG22	2:N:541:PRO:HB3	1.90	0.53
2:R:273:PHE:HB2	2:R:342:PHE:CE2	2.32	0.53
1:D:285:ILE:HD13	1:D:323:ILE:HB	1.90	0.52
2:N:195:ASP:OD1	2:N:196:LYS:N	2.41	0.52

Continued on next page...

Continued from previous page...

Atom-1	Atom-2	Interatomic distance (Å)	Clash overlap (Å)
2:Q:236:ASN:HB3	2:Q:331:PHE:HE1	1.74	0.52
1:G:420:ILE:HD13	1:G:426:LEU:HB2	1.90	0.52
1:A:69:ILE:O	1:A:69:ILE:HG13	2.09	0.52
2:M:464:LYS:NZ	2:M:486:THR:O	2.42	0.52
2:P:181:ILE:HB	2:P:389:ILE:HD12	1.91	0.52
2:P:296:LEU:HD12	2:P:313:LEU:HD23	1.91	0.52
2:P:456:LYS:O	2:P:459:ILE:N	2.42	0.52
2:R:114:PHE:HE1	2:R:159:ASN:HB3	1.74	0.52
1:A:11:LYS:HD2	1:A:14:LEU:HD12	1.90	0.52
1:A:11:LYS:HB3	1:A:55:CYS:HB2	1.91	0.52
1:A:357:LYS:NZ	1:A:358:GLU:OE2	2.32	0.52
1:D:61:LYS:NZ	1:D:68:ASP:OD2	2.38	0.52
1:F:21:LEU:HD11	1:F:193:THR:HG21	1.90	0.52
1:F:203:SER:HB3	1:F:206:ASP:HB2	1.90	0.52
2:M:436:VAL:HG13	2:M:474:MET:SD	2.49	0.52
2:O:510:ASN:HA	2:O:517:ARG:HH12	1.75	0.52
1:A:31:ASP:OD1	1:A:32:GLU:N	2.43	0.52
2:N:276:ILE:HG23	2:N:335:PHE:HD2	1.75	0.52
2:O:499:LEU:HD12	2:O:523:LEU:HD13	1.91	0.52
2:Q:142:VAL:HG11	2:Q:508:ILE:HG13	1.90	0.52
2:Q:526:LEU:HD11	2:Q:530:GLU:HB3	1.90	0.52
1:K:44:ILE:HB	1:K:51:ASN:HB2	1.91	0.52
2:O:569:ARG:NH1	2:Q:430:ASP:OD2	2.42	0.52
2:Q:174:LYS:HB3	2:Q:384:ARG:NH2	2.25	0.52
1:K:211:PHE:HZ	1:K:246:LYS:HD2	1.75	0.52
1:K:427:LYS:HA	1:K:432:MET:HE3	1.90	0.52
1:B:256:GLU:HG2	1:B:257:VAL:N	2.25	0.52
1:F:121:ASP:HB3	1:F:125:LYS:HE3	1.91	0.52
2:P:99:ASP:CG	2:P:122:ASN:HD21	2.18	0.52
2:R:495:ILE:O	2:R:495:ILE:HG13	2.09	0.52
1:G:228:ALA:HA	1:G:231:ARG:HE	1.74	0.52
1:G:421:ASN:OD1	1:G:422:ASN:ND2	2.42	0.52
1:A:274:SER:HB2	1:A:280:ARG:NH1	2.25	0.52
1:B:194:LYS:HD2	1:B:207:VAL:HG12	1.91	0.52
1:F:120:PHE:HB2	1:F:156:LYS:HE2	1.92	0.52
2:M:252:TYR:CD2	2:M:266:TYR:HD2	2.27	0.52
2:Q:74:ILE:HB	2:Q:86:MET:SD	2.50	0.52
2:Q:419:SER:O	2:Q:423:HIS:ND1	2.42	0.52
2:R:39:ILE:HG13	2:R:94:VAL:HG22	1.91	0.52
2:R:181:ILE:HG23	2:R:436:VAL:HG23	1.92	0.52
1:K:420:ILE:HD13	1:K:426:LEU:HB2	1.91	0.52

Continued on next page...

Continued from previous page...

Atom-1	Atom-2	Interatomic distance (Å)	Clash overlap (Å)
1:B:194:LYS:HE2	1:B:208:LYS:HA	1.91	0.52
1:D:357:LYS:NZ	1:I:339:VAL:O	2.35	0.52
2:M:444:ILE:HD13	2:M:487:ILE:HD12	1.92	0.52
2:M:523:LEU:HA	2:M:526:LEU:HD23	1.92	0.52
1:B:380:CYS:SG	1:B:381:ASN:N	2.80	0.52
2:N:204:TYR:CE1	2:N:206:ASP:HB2	2.45	0.52
2:N:568:TRP:HB3	2:P:384:ARG:HH21	1.74	0.52
2:P:300:GLU:HG2	2:P:301:LEU:HD23	1.91	0.52
2:M:157:LEU:HA	2:M:160:VAL:HG12	1.92	0.52
2:M:282:GLU:OE2	2:M:305:ARG:NH2	2.41	0.52
2:P:371:PHE:CD1	2:P:374:ILE:HD11	2.45	0.52
2:R:351:LEU:O	2:R:351:LEU:HD23	2.09	0.52
1:H:295:ASP:O	1:H:337:ARG:NH2	2.35	0.52
1:L:174:LEU:HA	1:L:178:PHE:HB3	1.92	0.52
1:B:255:SER:HB3	1:B:260:ARG:HB2	1.92	0.51
1:B:386:ILE:HG21	1:B:407:LEU:HG	1.92	0.51
1:C:25:LEU:HD22	1:C:196:LEU:HD12	1.91	0.51
2:N:418:TYR:HD1	2:Q:576:VAL:HG11	1.74	0.51
2:N:435:ILE:HD11	2:N:471:LEU:HB3	1.91	0.51
2:O:249:LYS:NZ	2:O:263:SER:O	2.35	0.51
2:R:439:GLU:HA	2:R:477:SER:HA	1.92	0.51
1:H:385:VAL:O	1:H:389:ILE:HG12	2.10	0.51
1:E:21:LEU:HD22	1:E:189:LEU:HG	1.91	0.51
2:O:435:ILE:HB	2:O:473:LEU:HD23	1.92	0.51
2:P:260:THR:HG22	2:P:261:TYR:H	1.75	0.51
1:C:31:ASP:HB2	1:C:236:ASN:ND2	2.24	0.51
2:M:443:TYR:HD2	2:M:455:ALA:HB1	1.76	0.51
2:R:31:LEU:HD22	2:R:67:LEU:HD21	1.92	0.51
2:R:503:ASN:OD1	2:R:504:ASP:N	2.43	0.51
1:I:325:LYS:HG3	1:I:381:ASN:HD21	1.75	0.51
1:C:134:LYS:HE3	1:C:164:LEU:HA	1.93	0.51
2:N:392:LEU:HD23	2:N:400:LEU:HD12	1.93	0.51
2:O:302:VAL:HG13	2:O:307:ILE:HD11	1.92	0.51
2:R:379:MET:HE3	2:R:433:PHE:CZ	2.43	0.51
1:A:251:SER:HB3	1:A:270:GLN:HE22	1.75	0.51
1:B:20:THR:HG23	1:B:219:ILE:HB	1.93	0.51
1:E:88:ILE:HG13	1:E:177:HIS:HD2	1.75	0.51
2:P:212:LEU:HD12	2:P:353:PHE:CD2	2.45	0.51
2:P:212:LEU:HD21	2:P:378:PHE:HZ	1.75	0.51
2:R:227:ILE:HD13	2:R:238:VAL:HA	1.93	0.51
1:H:312:LYS:HD3	1:H:315:LEU:HD12	1.92	0.51

Continued on next page...

Continued from previous page...

Atom-1	Atom-2	Interatomic distance (Å)	Clash overlap (Å)
1:B:234:SER:OG	1:B:235:LYS:N	2.44	0.51
1:D:210:LEU:O	1:D:214:ASN:ND2	2.41	0.51
1:E:234:SER:H	1:E:237:LYS:HB2	1.75	0.51
2:N:138:HIS:HD2	2:N:473:LEU:HB2	1.74	0.51
2:R:485:ASP:OD1	2:R:507:TYR:OH	2.22	0.51
1:D:285:ILE:HG22	1:D:403:VAL:HG21	1.92	0.51
2:R:271:GLU:HB3	2:R:309:PHE:HB3	1.92	0.51
1:H:421:ASN:OD1	1:H:422:ASN:ND2	2.44	0.51
1:I:174:LEU:HA	1:I:178:PHE:HB3	1.93	0.51
1:K:75:GLN:HA	1:K:126:TYR:CE1	2.46	0.51
1:K:76:MET:SD	1:K:173:PHE:HZ	2.34	0.51
1:K:228:ALA:HA	1:K:231:ARG:HE	1.76	0.51
1:A:133:PRO:HG2	1:A:139:LYS:HG3	1.93	0.51
2:O:11:PRO:HD3	2:R:54:ILE:HG23	1.92	0.51
2:O:460:GLU:OE2	2:O:487:ILE:HG13	2.11	0.51
1:G:299:ILE:HG13	1:G:337:ARG:CD	2.41	0.51
1:I:287:ASP:HB2	1:I:403:VAL:HG22	1.92	0.51
1:D:173:PHE:HA	1:D:177:HIS:HB2	1.92	0.51
2:M:180:ILE:HG22	2:M:388:SER:HB3	1.92	0.51
2:N:556:GLN:HB3	2:P:428:LEU:HD11	1.93	0.51
2:Q:206:ASP:HA	2:Q:391:ASP:HB3	1.93	0.51
1:A:280:ARG:NE	1:A:395:ASP:HB3	2.26	0.51
1:B:111:ILE:HG21	1:B:170:ILE:HG21	1.93	0.51
1:C:260:ARG:HG3	1:C:266:VAL:HG23	1.93	0.51
2:Q:212:LEU:O	2:Q:354:LEU:HA	2.09	0.51
1:J:313:ILE:HD13	1:J:367:ILE:HA	1.93	0.51
1:B:21:LEU:HD11	1:B:193:THR:HG21	1.93	0.50
2:N:205:LEU:HD22	2:N:390:ILE:HG22	1.93	0.50
2:N:357:ASN:CG	2:N:358:GLN:H	2.20	0.50
2:R:203:ASN:HD22	2:R:380:GLY:HA2	1.75	0.50
1:C:244:GLY:HA2	1:C:247:LYS:HE2	1.93	0.50
1:E:104:LYS:HE3	1:E:182:ILE:HG13	1.94	0.50
2:M:116:LEU:HD23	2:M:116:LEU:O	2.11	0.50
2:R:407:ILE:O	2:R:411:ILE:HG12	2.12	0.50
2:R:437:CYS:HB3	2:R:443:TYR:OH	2.12	0.50
1:G:295:ASP:OD1	1:G:334:TYR:OH	2.25	0.50
1:L:410:THR:HB	1:L:415:ILE:HD11	1.94	0.50
1:A:393:LYS:NZ	1:A:409:ASP:OD2	2.44	0.50
1:E:222:LEU:HD21	1:E:231:ARG:HA	1.92	0.50
1:F:53:ILE:HG21	1:F:92:LEU:HA	1.93	0.50
2:M:177:SER:HB2	2:M:386:ASN:HB3	1.93	0.50

Continued on next page...

Continued from previous page...

Atom-1	Atom-2	Interatomic distance (Å)	Clash overlap (Å)
2:M:419:SER:HB2	2:M:469:TYR:HD1	1.77	0.50
2:N:367:ARG:H	2:N:370:HIS:CE1	2.30	0.50
1:I:253:TRP:NE1	1:J:206:ASP:OD1	2.42	0.50
1:D:225:LEU:HD12	1:D:230:LYS:HG2	1.93	0.50
1:F:53:ILE:HG22	1:F:54:GLN:N	2.27	0.50
2:M:222:LEU:HD11	2:M:267:PHE:CZ	2.46	0.50
2:N:180:ILE:HB	2:N:433:PHE:HZ	1.77	0.50
2:O:377:GLN:OE1	2:O:386:ASN:HA	2.11	0.50
2:Q:338:PHE:HD1	2:Q:341:ARG:HH21	1.59	0.50
2:Q:560:PHE:CB	2:Q:564:TRP:HZ3	2.21	0.50
2:R:464:LYS:O	2:R:467:ARG:NH2	2.45	0.50
1:B:257:VAL:HG13	1:B:258:LEU:HD12	1.94	0.50
1:E:54:GLN:H	1:E:92:LEU:HD12	1.76	0.50
1:E:70:TYR:CD1	1:E:114:ILE:HG23	2.46	0.50
1:F:315:LEU:HD13	2:Q:21:LEU:HD21	1.93	0.50
2:M:139:VAL:O	2:M:474:MET:HA	2.11	0.50
2:O:367:ARG:HG2	2:O:368:THR:H	1.77	0.50
2:P:130:ASP:OD2	2:P:133:LYS:NZ	2.27	0.50
2:P:273:PHE:HB2	2:P:342:PHE:CE2	2.42	0.50
2:P:485:ASP:OD1	2:P:507:TYR:OH	2.26	0.50
2:Q:238:VAL:HG12	2:Q:242:LYS:HE3	1.92	0.50
2:Q:350:ARG:HD2	2:Q:396:PRO:HG3	1.94	0.50
1:J:418:LEU:HD22	1:J:429:LEU:HD13	1.92	0.50
1:K:253:TRP:NE1	1:L:206:ASP:OD1	2.41	0.50
1:A:110:GLN:O	1:A:114:ILE:HG13	2.11	0.50
1:C:111:ILE:HD13	1:C:114:ILE:HD12	1.94	0.50
1:D:54:GLN:HE21	1:D:72:PRO:HG3	1.75	0.50
2:N:31:LEU:HD22	2:N:67:LEU:HD21	1.93	0.50
2:P:514:ASP:OD2	2:P:517:ARG:NH2	2.44	0.50
2:Q:142:VAL:HG13	2:Q:480:PRO:HG2	1.93	0.50
2:Q:430:ASP:HB3	2:Q:431:ILE:HD12	1.93	0.50
2:N:464:LYS:HD3	2:Q:479:ARG:NH1	2.27	0.50
2:P:260:THR:HG22	2:P:261:TYR:N	2.26	0.50
2:Q:158:GLN:HG2	2:Q:163:ILE:O	2.12	0.50
2:R:176:ASN:OD1	2:R:178:HIS:NE2	2.37	0.50
1:A:34:GLN:O	1:A:51:ASN:ND2	2.44	0.50
1:B:53:ILE:HG12	1:B:91:ALA:HB3	1.93	0.50
1:D:57:TYR:OH	1:D:61:LYS:N	2.31	0.50
2:N:29:SER:O	2:N:35:LYS:NZ	2.40	0.50
2:P:336:ASN:OD1	2:P:337:ARG:HG3	2.11	0.50
1:G:386:ILE:HG23	1:G:408:LEU:HD23	1.94	0.50

Continued on next page...

Continued from previous page...

Atom-1	Atom-2	Interatomic distance (Å)	Clash overlap (Å)
2:Q:59:ASP:HB2	2:Q:64:ILE:HD13	1.93	0.50
2:R:179:ILE:HD13	2:R:434:MET:SD	2.52	0.50
2:R:444:ILE:HA	2:R:456:LYS:HG3	1.92	0.50
1:C:28:THR:C	1:C:236:ASN:HB2	2.37	0.49
1:E:110:GLN:O	1:E:114:ILE:HG13	2.12	0.49
2:M:421:LEU:HB2	2:P:579:ARG:NH2	2.27	0.49
2:N:493:ASN:HA	2:N:535:GLY:HA3	1.94	0.49
2:O:18:ILE:HB	2:O:65:PHE:HB2	1.94	0.49
2:O:19:ASP:HB2	2:O:23:ILE:HD12	1.94	0.49
2:O:420:LYS:HB3	2:R:579:ARG:HH22	1.76	0.49
2:R:241:PHE:O	2:R:245:VAL:HG23	2.12	0.49
1:B:288:PRO:HG2	1:B:326:THR:HG23	1.92	0.49
1:F:273:PRO:O	1:F:274:SER:OG	2.28	0.49
2:O:141:VAL:HG22	2:O:495:ILE:HB	1.93	0.49
2:Q:141:VAL:HG12	2:Q:141:VAL:O	2.11	0.49
2:Q:171:LYS:HE2	2:Q:198:GLU:HA	1.94	0.49
2:Q:227:ILE:HD13	2:Q:238:VAL:HG22	1.93	0.49
2:Q:559:LYS:O	2:Q:563:LYS:HG2	2.13	0.49
2:Q:573:PHE:O	2:Q:577:ILE:HG12	2.12	0.49
2:R:195:ASP:O	2:R:198:GLU:HG3	2.12	0.49
1:B:186:TYR:CD1	1:B:189:LEU:HD23	2.47	0.49
1:C:38:ILE:HB	1:C:49:ILE:HD11	1.94	0.49
1:E:61:LYS:NZ	1:E:68:ASP:OD2	2.39	0.49
1:F:80:PHE:CE2	1:F:173:PHE:HB2	2.47	0.49
2:M:249:LYS:HB3	2:M:259:ILE:HD11	1.94	0.49
2:M:378:PHE:O	2:M:388:SER:OG	2.26	0.49
2:O:153:VAL:HA	2:O:156:ILE:HG22	1.94	0.49
2:O:390:ILE:HD13	2:O:407:ILE:HD13	1.92	0.49
2:O:451:GLU:OE1	2:O:451:GLU:N	2.36	0.49
2:P:109:GLU:HA	2:P:113:ILE:HG21	1.93	0.49
2:Q:106:PHE:O	2:Q:128:THR:OG1	2.26	0.49
1:A:335:HIS:HD2	1:J:350:ILE:HG23	1.77	0.49
1:A:427:LYS:HA	1:A:432:MET:HE3	1.93	0.49
1:C:93:TYR:CZ	1:C:183:GLY:HA3	2.47	0.49
2:N:156:ILE:HD11	2:N:474:MET:HE2	1.94	0.49
2:R:507:TYR:CE2	2:R:511:LEU:HD11	2.47	0.49
1:A:92:LEU:HD23	1:A:180:PHE:HE1	1.78	0.49
2:M:82:GLN:NE2	2:M:539:PRO:O	2.45	0.49
2:Q:217:MET:HG3	2:Q:218:ASN:H	1.77	0.49
1:H:44:ILE:HB	1:H:51:ASN:HB2	1.93	0.49
1:L:280:ARG:NH2	1:L:395:ASP:HB3	2.27	0.49

Continued on next page...

Continued from previous page...

Atom-1	Atom-2	Interatomic distance (Å)	Clash overlap (Å)
1:B:18:ASN:OD1	1:B:19:LYS:N	2.45	0.49
1:B:337:ARG:NH2	1:B:341:ARG:HH22	2.10	0.49
2:N:217:MET:HB2	2:N:222:LEU:HG	1.94	0.49
2:N:445:PRO:O	2:N:484:SER:OG	2.30	0.49
2:N:532:LEU:HD13	2:N:543:ILE:HG12	1.95	0.49
2:Q:71:PRO:O	2:Q:84:ASN:ND2	2.45	0.49
2:Q:359:ASP:O	2:Q:361:GLU:N	2.44	0.49
1:I:44:ILE:HB	1:I:51:ASN:HB2	1.94	0.49
1:K:271:LEU:HD11	1:K:418:LEU:HD21	1.94	0.49
1:E:76:MET:CE	1:E:90:TYR:HB3	2.40	0.49
2:M:414:PHE:HA	2:M:417:HIS:HE1	1.76	0.49
2:N:141:VAL:HB	2:N:476:VAL:HG22	1.93	0.49
2:P:12:HIS:O	2:P:70:GLN:NE2	2.45	0.49
2:P:440:ALA:HB1	2:P:444:ILE:HD11	1.94	0.49
2:Q:353:PHE:CZ	2:Q:395:ILE:HD12	2.48	0.49
1:D:212:TYR:O	1:D:216:ILE:HG12	2.12	0.49
2:N:153:VAL:HG23	2:N:474:MET:HE1	1.94	0.49
2:O:52:GLN:OE1	2:O:518:SER:HB3	2.12	0.49
2:R:367:ARG:H	2:R:370:HIS:HB2	1.76	0.49
1:C:29:ASP:OD1	1:C:29:ASP:N	2.45	0.49
2:M:157:LEU:HD12	2:M:179:ILE:HD13	1.94	0.49
2:N:138:HIS:HB2	2:N:491:CYS:HA	1.93	0.49
2:N:177:SER:HB2	2:N:386:ASN:HB3	1.94	0.49
2:N:201:ASN:OD1	2:N:202:LEU:N	2.46	0.49
2:N:273:PHE:HB2	2:N:342:PHE:CE2	2.33	0.49
2:P:290:GLU:OE1	2:P:295:LYS:NZ	2.40	0.49
2:Q:211:LYS:HD3	2:Q:355:LEU:HD11	1.94	0.49
2:R:495:ILE:HG22	2:R:533:VAL:HG22	1.95	0.49
1:A:14:LEU:HB3	1:A:186:TYR:CE2	2.48	0.49
1:D:74:LEU:HD12	1:D:126:TYR:HB2	1.95	0.49
1:F:172:LYS:HG3	1:F:175:ARG:HH22	1.77	0.49
2:N:157:LEU:CD1	2:N:179:ILE:HG21	2.43	0.49
2:P:284:ILE:HG13	2:P:286:LYS:HG2	1.93	0.49
1:A:74:LEU:HD23	1:A:77:LEU:HD12	1.95	0.48
1:F:50:THR:O	1:F:51:ASN:HB2	2.13	0.48
1:F:57:TYR:HE1	1:F:61:LYS:HB2	1.78	0.48
2:N:161:VAL:HG13	2:N:163:ILE:HG12	1.94	0.48
1:G:295:ASP:O	1:G:337:ARG:NH1	2.46	0.48
1:B:25:LEU:HD21	1:B:193:THR:HG23	1.94	0.48
1:B:58:HIS:CE1	1:B:61:LYS:H	2.31	0.48
1:C:72:PRO:O	1:C:76:MET:HG3	2.14	0.48

Continued on next page...

Continued from previous page...

Atom-1	Atom-2	Interatomic distance (Å)	Clash overlap (Å)
1:C:285:ILE:HD13	1:C:323:ILE:HB	1.94	0.48
1:D:78:LEU:HD22	1:D:126:TYR:CD1	2.47	0.48
1:E:252:ARG:NH2	1:E:265:LYS:HB2	2.26	0.48
2:Q:241:PHE:O	2:Q:245:VAL:HG22	2.12	0.48
1:I:204:LEU:HD11	1:I:208:LYS:HE3	1.95	0.48
1:J:405:VAL:HB	1:J:408:LEU:HD12	1.94	0.48
1:B:386:ILE:HG23	1:B:408:LEU:HD23	1.96	0.48
1:C:21:LEU:HD13	1:C:212:TYR:HE1	1.79	0.48
1:C:213:PRO:HG3	1:C:258:LEU:HD23	1.93	0.48
1:C:380:CYS:O	1:C:385:VAL:HG11	2.13	0.48
1:E:130:ILE:O	1:E:166:THR:OG1	2.24	0.48
2:M:153:VAL:HA	2:M:156:ILE:HG22	1.94	0.48
2:N:140:ALA:HB3	2:N:494:PHE:CD1	2.49	0.48
2:N:213:PRO:HB3	2:N:215:TRP:CH2	2.49	0.48
2:P:195:ASP:OD1	2:P:196:LYS:N	2.46	0.48
1:D:15:TYR:HB2	1:D:54:GLN:HA	1.94	0.48
1:E:14:LEU:O	1:E:17:PHE:HB2	2.14	0.48
2:M:203:ASN:ND2	2:M:378:PHE:O	2.46	0.48
2:P:439:GLU:HA	2:P:478:GLN:HE22	1.77	0.48
2:Q:181:ILE:HA	2:Q:436:VAL:HG22	1.94	0.48
2:Q:445:PRO:HD2	2:Q:456:LYS:HD2	1.93	0.48
2:R:272:VAL:O	2:R:276:ILE:HG12	2.14	0.48
1:D:80:PHE:HE1	1:D:177:HIS:HD1	1.62	0.48
2:M:249:LYS:HE3	2:M:267:PHE:CD1	2.49	0.48
2:P:156:ILE:O	2:P:160:VAL:HG23	2.14	0.48
2:P:296:LEU:HD23	2:P:298:ASN:H	1.79	0.48
2:R:204:TYR:HA	2:R:389:ILE:CG2	2.43	0.48
2:R:445:PRO:O	2:R:484:SER:OG	2.29	0.48
1:I:215:SER:O	1:I:219:ILE:HG12	2.13	0.48
1:J:42:ILE:HB	1:J:53:ILE:HB	1.95	0.48
1:B:291:ILE:HD11	1:B:400:VAL:HG11	1.95	0.48
2:M:444:ILE:HD12	2:M:456:LYS:HA	1.94	0.48
2:O:48:LEU:HD12	2:O:80:PHE:CE1	2.48	0.48
2:P:141:VAL:O	2:P:476:VAL:HA	2.13	0.48
2:R:194:ILE:HG22	2:R:195:ASP:N	2.28	0.48
1:I:42:ILE:HB	1:I:53:ILE:HB	1.95	0.48
1:C:211:PHE:HA	1:C:247:LYS:HD2	1.94	0.48
1:C:217:GLN:HG2	1:C:253:TRP:HD1	1.79	0.48
1:D:243:LYS:O	1:D:243:LYS:HG3	2.13	0.48
1:F:78:LEU:HD21	1:F:126:TYR:HB3	1.96	0.48
2:M:221:GLU:HB3	2:M:402:ILE:HG23	1.95	0.48

Continued on next page...

Continued from previous page...

Atom-1	Atom-2	Interatomic distance (Å)	Clash overlap (Å)
2:N:114:PHE:HE1	2:N:159:ASN:HB3	1.78	0.48
2:O:559:LYS:HE2	2:O:562:LYS:NZ	2.28	0.48
2:P:499:LEU:HD22	2:P:504:ASP:OD2	2.14	0.48
2:Q:383:ASP:O	2:Q:384:ARG:HG3	2.14	0.48
1:A:138:ILE:HD12	1:A:155:ILE:HG12	1.96	0.48
1:D:21:LEU:HD13	1:D:212:TYR:HE1	1.78	0.48
1:F:212:TYR:O	1:F:216:ILE:HG12	2.13	0.48
1:F:267:ARG:NH2	1:F:416:GLU:OE2	2.42	0.48
1:F:268:LYS:O	1:F:272:VAL:HG23	2.13	0.48
2:O:114:PHE:H	2:O:128:THR:HG23	1.79	0.48
1:K:224:ILE:HD12	1:L:11:LYS:HE3	1.96	0.48
1:D:373:GLU:HG3	1:D:374:PHE:CD2	2.49	0.48
2:N:581:ARG:HH22	2:P:368:THR:HG23	1.79	0.48
2:O:142:VAL:HG12	2:O:499:LEU:HD21	1.96	0.48
2:O:536:ASP:OD1	2:O:537:SER:N	2.47	0.48
2:O:569:ARG:O	2:Q:381:TYR:OH	2.27	0.48
2:P:101:ILE:O	2:P:104:LYS:HG2	2.14	0.48
1:G:81:LEU:HD13	1:G:168:VAL:HG22	1.96	0.48
2:M:212:LEU:HD21	2:M:406:LEU:HD23	1.96	0.48
2:M:268:ASN:HB3	2:M:271:GLU:OE1	2.14	0.48
2:Q:434:MET:HE3	2:Q:474:MET:HB2	1.96	0.48
2:Q:436:VAL:HA	2:Q:474:MET:HB3	1.96	0.48
2:R:234:SER:HB3	2:R:337:ARG:HH22	1.79	0.48
1:A:25:LEU:HD21	1:A:196:LEU:HD13	1.96	0.47
1:E:88:ILE:HD12	1:E:90:TYR:CE1	2.49	0.47
2:M:379:MET:HB2	2:M:381:TYR:CE1	2.49	0.47
2:P:282:GLU:HG2	2:P:283:VAL:HG23	1.95	0.47
2:R:295:LYS:O	2:R:295:LYS:HG3	2.14	0.47
2:R:298:ASN:HB3	2:R:302:VAL:HG11	1.95	0.47
1:B:350:ILE:O	1:B:350:ILE:HG22	2.14	0.47
2:N:213:PRO:HG2	2:N:374:ILE:HD13	1.96	0.47
2:Q:183:ASP:O	2:Q:392:LEU:HB2	2.13	0.47
2:Q:434:MET:SD	2:Q:472:SER:OG	2.64	0.47
1:K:215:SER:O	1:K:219:ILE:HG12	2.14	0.47
1:B:405:VAL:HB	1:B:408:LEU:HD12	1.95	0.47
2:M:179:ILE:O	2:M:388:SER:N	2.29	0.47
2:M:366:TYR:HA	2:M:370:HIS:CG	2.49	0.47
2:M:571:PRO:C	2:M:573:PHE:H	2.20	0.47
2:N:205:LEU:HD21	2:N:378:PHE:HA	1.95	0.47
2:O:428:LEU:HB3	2:R:558:ILE:HD12	1.96	0.47
2:P:7:ILE:HD11	2:P:17:LYS:HD2	1.96	0.47

Continued on next page...

Continued from previous page...

Atom-1	Atom-2	Interatomic distance (Å)	Clash overlap (Å)
2:P:371:PHE:HD1	2:P:374:ILE:HD11	1.80	0.47
2:Q:530:GLU:HG3	2:Q:545:LYS:HD2	1.96	0.47
1:J:195:ASN:HA	1:J:198:MET:HG2	1.97	0.47
1:B:38:ILE:HD12	1:B:79:HIS:CD2	2.49	0.47
1:B:273:PRO:O	1:B:274:SER:OG	2.22	0.47
1:C:260:ARG:HD3	1:C:264:LEU:HA	1.96	0.47
1:F:54:GLN:OE1	1:F:75:GLN:NE2	2.46	0.47
2:M:178:HIS:HB3	2:M:433:PHE:CE1	2.49	0.47
2:M:271:GLU:HB3	2:M:309:PHE:HD1	1.79	0.47
2:M:571:PRO:HG2	2:M:573:PHE:HB2	1.96	0.47
2:O:431:ILE:O	2:O:431:ILE:HG13	2.14	0.47
2:P:216:LEU:HD11	2:P:374:ILE:CD1	2.44	0.47
2:Q:18:ILE:HG21	2:Q:24:PHE:HB2	1.97	0.47
2:M:8:GLU:OE2	2:P:55:LYS:HE3	2.15	0.47
2:M:158:GLN:NE2	2:M:191:ALA:O	2.37	0.47
2:M:508:ILE:O	2:M:512:LEU:HG	2.14	0.47
2:Q:156:ILE:O	2:Q:160:VAL:HG23	2.13	0.47
2:Q:212:LEU:HG	2:Q:378:PHE:HZ	1.80	0.47
1:J:341:ARG:O	1:J:341:ARG:HG3	2.15	0.47
1:L:325:LYS:HG3	1:L:381:ASN:HD21	1.79	0.47
2:O:559:LYS:HE2	2:O:562:LYS:HZ1	1.79	0.47
2:Q:512:LEU:HD13	2:Q:534:VAL:HG21	1.96	0.47
1:A:78:LEU:HD13	1:A:126:TYR:HB3	1.96	0.47
1:A:111:ILE:HD13	1:A:114:ILE:HD12	1.97	0.47
1:B:95:TYR:CZ	1:B:97:PRO:HG3	2.49	0.47
1:E:54:GLN:H	1:E:92:LEU:CD1	2.28	0.47
2:M:371:PHE:HE2	2:P:577:ILE:HD12	1.78	0.47
2:M:419:SER:OG	2:M:429:ASN:HB2	2.15	0.47
2:N:428:LEU:HD13	2:Q:558:ILE:HG13	1.97	0.47
2:O:215:TRP:HH2	2:O:366:TYR:HB3	1.79	0.47
2:P:39:ILE:HD13	2:P:49:CYS:SG	2.55	0.47
2:P:337:ARG:HE	2:P:341:ARG:NH2	2.13	0.47
2:Q:340:SER:O	2:Q:344:THR:HG23	2.14	0.47
2:R:204:TYR:HA	2:R:389:ILE:HG23	1.95	0.47
2:R:223:GLU:OE2	2:R:242:LYS:NZ	2.48	0.47
2:R:496:ASN:ND2	2:R:508:ILE:HG21	2.25	0.47
1:G:385:VAL:O	1:G:389:ILE:HG12	2.15	0.47
1:L:386:ILE:HG21	1:L:407:LEU:HB3	1.96	0.47
1:B:315:LEU:HD11	2:Q:90:PRO:O	2.14	0.47
1:C:215:SER:OG	1:C:247:LYS:HD3	2.15	0.47
1:C:268:LYS:C	1:C:270:GLN:H	2.23	0.47

Continued on next page...

Continued from previous page...

Atom-1	Atom-2	Interatomic distance (Å)	Clash overlap (Å)
2:M:567:SER:OG	2:R:173:ASP:OD2	2.28	0.47
2:N:403:THR:O	2:N:407:ILE:HG12	2.15	0.47
2:P:552:GLU:N	2:P:552:GLU:OE1	2.48	0.47
2:R:205:LEU:O	2:R:391:ASP:N	2.48	0.47
2:R:360:VAL:HG12	2:R:362:GLU:HG2	1.97	0.47
1:H:386:ILE:HD12	1:H:408:LEU:HD11	1.97	0.47
1:E:422:ASN:OD1	1:E:425:GLU:HG3	2.14	0.47
1:F:427:LYS:HG2	1:F:432:MET:HE2	1.97	0.47
2:M:322:LYS:NZ	2:O:289:GLY:H	2.13	0.47
2:M:367:ARG:HG2	2:M:368:THR:N	2.30	0.47
2:N:252:TYR:OH	2:N:271:GLU:OE2	2.33	0.47
1:B:263:LEU:HG	1:B:265:LYS:HG3	1.95	0.47
1:B:335:HIS:HD2	1:L:350:ILE:CG2	2.26	0.47
1:F:30:GLN:NE2	1:F:234:SER:OG	2.37	0.47
1:F:194:LYS:HE2	1:F:208:LYS:HA	1.96	0.47
2:O:182:PHE:O	2:O:184:ILE:HD12	2.16	0.47
2:O:270:ASN:OD1	2:O:358:GLN:HB2	2.15	0.47
2:Q:185:HIS:HE1	2:Q:439:GLU:HG3	1.80	0.47
2:R:137:LYS:HD2	2:R:492:ASN:OD1	2.15	0.47
2:R:534:VAL:HG22	2:R:541:PRO:HB3	1.95	0.47
1:I:206:ASP:OD1	1:J:253:TRP:NE1	2.46	0.47
1:B:78:LEU:O	1:B:81:LEU:N	2.48	0.46
1:E:271:LEU:HB3	1:E:275:LEU:HD12	1.97	0.46
1:F:51:ASN:HD22	1:F:90:TYR:HA	1.80	0.46
2:M:573:PHE:CE2	2:R:372:GLU:HG2	2.51	0.46
2:O:99:ASP:N	2:O:99:ASP:OD1	2.48	0.46
2:P:573:PHE:HA	2:P:576:VAL:HG22	1.96	0.46
2:R:285:ASN:OD1	2:R:327:SER:HB3	2.15	0.46
1:A:332:SER:O	1:A:336:LYS:HG3	2.16	0.46
1:C:62:VAL:HG22	1:C:98:ASN:HD21	1.80	0.46
1:D:399:ILE:HG12	1:D:405:VAL:HG21	1.97	0.46
1:E:291:ILE:O	1:E:291:ILE:HG22	2.15	0.46
2:M:252:TYR:HE2	2:M:367:ARG:HG3	1.80	0.46
2:P:20:THR:HG23	2:P:23:ILE:H	1.80	0.46
2:P:179:ILE:HG22	2:P:387:VAL:HA	1.97	0.46
2:Q:269:ILE:HG13	2:Q:342:PHE:CZ	2.49	0.46
1:G:424:ARG:HG3	1:G:436:ILE:HG23	1.97	0.46
1:L:81:LEU:HB2	1:L:168:VAL:HG22	1.97	0.46
1:C:53:ILE:HD13	1:C:91:ALA:HB3	1.96	0.46
1:F:288:PRO:HG2	1:F:326:THR:HG23	1.97	0.46
2:P:17:LYS:HA	2:P:65:PHE:O	2.15	0.46

Continued on next page...

Continued from previous page...

Atom-1	Atom-2	Interatomic distance (Å)	Clash overlap (Å)
2:P:183:ASP:OD1	2:P:183:ASP:N	2.49	0.46
1:A:80:PHE:CZ	1:A:177:HIS:HB3	2.51	0.46
1:D:222:LEU:HD21	1:D:231:ARG:HA	1.97	0.46
1:E:7:ASP:O	1:E:11:LYS:HD2	2.16	0.46
2:M:495:ILE:HD12	2:M:533:VAL:HG22	1.96	0.46
2:O:214:TYR:OH	2:O:269:ILE:N	2.49	0.46
2:P:205:LEU:O	2:P:391:ASP:N	2.49	0.46
2:R:175:LYS:HA	2:R:175:LYS:HD3	1.70	0.46
2:R:252:TYR:OH	2:R:367:ARG:HD3	2.15	0.46
1:C:15:TYR:CD2	1:C:53:ILE:HB	2.51	0.46
2:M:215:TRP:HA	2:M:267:PHE:CE1	2.51	0.46
2:O:275:TYR:HE1	2:O:279:LEU:HD11	1.81	0.46
2:Q:411:ILE:HD11	2:Q:433:PHE:HD2	1.78	0.46
1:B:33:ILE:HB	1:B:222:LEU:HD22	1.96	0.46
2:M:379:MET:HB3	2:M:433:PHE:HZ	1.80	0.46
2:M:585:GLY:OXT	2:R:263:SER:OG	2.23	0.46
2:O:212:LEU:O	2:O:354:LEU:HA	2.16	0.46
2:O:479:ARG:HB3	2:O:482:GLU:HG2	1.98	0.46
2:P:192:PHE:HD2	2:P:387:VAL:HG11	1.81	0.46
2:P:273:PHE:HD1	2:P:342:PHE:HD2	1.62	0.46
2:P:573:PHE:O	2:P:577:ILE:HG12	2.16	0.46
1:K:190:MET:HE3	1:K:212:TYR:CE2	2.51	0.46
1:C:264:LEU:HD11	1:C:419:GLU:HG3	1.97	0.46
1:F:420:ILE:HD12	1:F:422:ASN:O	2.16	0.46
2:O:157:LEU:O	2:O:161:VAL:HG12	2.16	0.46
2:O:211:LYS:HE3	2:O:355:LEU:HD11	1.98	0.46
2:Q:252:TYR:HE2	2:Q:268:ASN:H	1.64	0.46
2:R:398:GLU:HG3	2:R:399:VAL:HG13	1.98	0.46
1:K:111:ILE:HA	1:K:114:ILE:HD12	1.97	0.46
1:L:39:ILE:HG22	1:L:40:GLU:HG2	1.97	0.46
1:C:329:ASN:C	1:C:331:LEU:H	2.23	0.46
1:E:133:PRO:HG2	1:E:139:LYS:HG3	1.97	0.46
2:M:249:LYS:HG3	2:M:267:PHE:HB3	1.98	0.46
2:M:417:HIS:NE2	2:P:576:VAL:HB	2.31	0.46
2:N:22:LYS:HE3	2:N:22:LYS:HB3	1.70	0.46
2:P:74:ILE:HD13	2:P:76:LYS:HE3	1.98	0.46
2:Q:480:PRO:HD2	2:Q:504:ASP:CG	2.41	0.46
2:R:266:TYR:OH	2:R:268:ASN:ND2	2.48	0.46
1:J:81:LEU:HB2	1:J:168:VAL:HG22	1.98	0.46
1:F:170:ILE:O	1:F:174:LEU:HG	2.16	0.46
2:N:439:GLU:HB3	2:N:442:ASN:OD1	2.16	0.46

Continued on next page...

Continued from previous page...

Atom-1	Atom-2	Interatomic distance (Å)	Clash overlap (Å)
2:P:204:TYR:HA	2:P:389:ILE:CG2	2.42	0.46
2:P:573:PHE:O	2:P:576:VAL:HG22	2.16	0.46
1:A:263:LEU:HD11	1:A:436:ILE:N	2.30	0.46
1:D:297:GLU:HG3	1:D:423:PHE:CD2	2.51	0.46
1:E:19:LYS:HE3	1:E:33:ILE:HD13	1.98	0.46
2:N:576:VAL:HG12	2:P:421:LEU:HD12	1.97	0.46
2:Q:73:GLY:C	2:Q:86:MET:HE1	2.41	0.46
1:H:211:PHE:HZ	1:H:246:LYS:HD2	1.80	0.46
1:A:331:LEU:HD21	1:A:347:THR:HG23	1.96	0.45
1:D:141:LEU:HB3	1:D:155:ILE:HD11	1.98	0.45
2:M:250:GLU:OE2	2:P:337:ARG:NH2	2.48	0.45
2:M:271:GLU:HB3	2:M:309:PHE:CD1	2.51	0.45
2:M:277:TYR:HA	2:M:339:LEU:HD11	1.97	0.45
2:O:219:SER:N	2:O:262:ASP:OD1	2.45	0.45
1:G:312:LYS:HD2	1:G:315:LEU:HD12	1.97	0.45
1:H:271:LEU:HD11	1:H:418:LEU:HD21	1.99	0.45
1:A:317:THR:HA	1:A:365:ARG:NH2	2.31	0.45
1:C:260:ARG:CD	1:C:265:LYS:H	2.25	0.45
1:C:265:LYS:HG2	1:C:428:TYR:HE2	1.81	0.45
1:D:41:ASP:OD1	1:D:42:ILE:N	2.50	0.45
1:E:49:ILE:HG12	1:E:51:ASN:N	2.29	0.45
2:M:349:LYS:O	2:M:352:GLU:HG3	2.15	0.45
2:N:145:THR:OG1	2:N:478:GLN:NE2	2.49	0.45
2:P:157:LEU:HB3	2:P:192:PHE:HZ	1.81	0.45
2:Q:56:ILE:HG23	2:Q:65:PHE:HE1	1.77	0.45
1:H:215:SER:O	1:H:219:ILE:HG12	2.16	0.45
1:I:385:VAL:O	1:I:389:ILE:HG12	2.16	0.45
1:D:298:PHE:O	1:D:302:VAL:HG23	2.16	0.45
1:E:373:GLU:HG2	1:E:374:PHE:HD2	1.80	0.45
1:F:283:TYR:HE2	1:F:389:ILE:HG23	1.82	0.45
2:N:458:SER:O	2:N:462:ILE:HG13	2.15	0.45
1:J:79:HIS:ND1	1:J:90:TYR:OH	2.37	0.45
1:J:174:LEU:HA	1:J:178:PHE:HB3	1.99	0.45
1:A:186:TYR:HA	1:A:189:LEU:HB3	1.98	0.45
1:B:110:GLN:O	1:B:114:ILE:HG13	2.17	0.45
1:D:415:ILE:HG22	1:D:415:ILE:O	2.16	0.45
2:M:141:VAL:HG22	2:M:495:ILE:HB	1.98	0.45
2:M:371:PHE:CG	2:M:372:GLU:N	2.84	0.45
2:N:275:TYR:CE1	2:N:279:LEU:HD11	2.51	0.45
2:P:408:SER:HB3	2:P:462:ILE:HD11	1.99	0.45
2:R:443:TYR:CD2	2:R:444:ILE:HG23	2.51	0.45

Continued on next page...

Continued from previous page...

Atom-1	Atom-2	Interatomic distance (Å)	Clash overlap (Å)
1:K:365:ARG:HG2	1:K:372:VAL:HG22	1.99	0.45
1:E:172:LYS:HE2	1:E:177:HIS:CE1	2.52	0.45
2:M:419:SER:HB2	2:M:469:TYR:CD1	2.51	0.45
2:N:390:ILE:O	2:N:390:ILE:HG13	2.16	0.45
2:P:416:PHE:O	2:P:420:LYS:HG2	2.16	0.45
2:Q:112:LYS:HD2	2:Q:130:ASP:OD1	2.16	0.45
2:Q:401:SER:HB2	2:Q:452:PHE:HD1	1.81	0.45
2:R:214:TYR:CE2	2:R:269:ILE:HB	2.52	0.45
1:H:318:GLU:OE1	1:H:318:GLU:HA	2.16	0.45
1:I:111:ILE:HA	1:I:114:ILE:HD12	1.97	0.45
1:K:190:MET:HE2	1:K:194:LYS:NZ	2.31	0.45
1:B:335:HIS:O	1:B:339:VAL:HG23	2.17	0.45
1:C:11:LYS:HG2	1:C:56:LYS:HE3	1.99	0.45
1:E:15:TYR:HB3	1:E:19:LYS:NZ	2.32	0.45
1:E:373:GLU:HG2	1:E:374:PHE:CD2	2.52	0.45
2:M:237:GLN:HG3	2:M:335:PHE:CE1	2.51	0.45
2:O:33:ILE:HD11	2:Q:11:PRO:HG3	1.98	0.45
2:O:378:PHE:HD2	2:R:573:PHE:CZ	2.35	0.45
2:R:446:ARG:NE	2:R:481:SER:O	2.40	0.45
1:B:108:LYS:O	1:B:112:GLU:HG2	2.16	0.45
1:C:95:TYR:HD1	1:C:184:LEU:HA	1.81	0.45
1:E:312:LYS:HG3	1:E:316:HIS:ND1	2.32	0.45
1:E:314:LYS:HG2	1:E:367:ILE:HD13	1.99	0.45
2:P:49:CYS:HB3	2:P:69:VAL:HB	1.98	0.45
2:P:279:LEU:HD11	2:P:331:PHE:HD2	1.82	0.45
2:R:104:LYS:O	2:R:108:ASN:HB2	2.17	0.45
2:R:179:ILE:HG23	2:R:387:VAL:HG13	1.98	0.45
2:R:284:ILE:O	2:R:329:GLY:HA2	2.17	0.45
2:R:429:ASN:OD1	2:R:430:ASP:N	2.49	0.45
1:J:215:SER:O	1:J:219:ILE:HG12	2.16	0.45
1:A:52:ALA:HB3	1:A:89:LYS:O	2.17	0.45
1:C:243:LYS:O	1:C:247:LYS:HG3	2.17	0.45
1:F:228:ALA:HB1	1:F:231:ARG:HH21	1.81	0.45
1:F:313:ILE:HD11	1:F:365:ARG:HG2	1.98	0.45
2:M:97:VAL:HG13	2:M:101:ILE:HD11	1.99	0.45
2:M:220:GLU:OE2	2:M:221:GLU:HG3	2.17	0.45
2:M:376:LYS:HB3	2:M:381:TYR:HB2	1.98	0.45
2:N:491:CYS:CB	2:N:494:PHE:HE1	2.30	0.45
2:N:580:TRP:HE3	2:P:417:HIS:CD2	2.35	0.45
2:O:419:SER:HB3	2:O:423:HIS:CE1	2.52	0.45
2:Q:298:ASN:HA	2:Q:316:THR:HG23	1.98	0.45

Continued on next page...

Continued from previous page...

Atom-1	Atom-2	Interatomic distance (Å)	Clash overlap (Å)
2:R:141:VAL:HG22	2:R:495:ILE:HG12	1.98	0.45
1:C:110:GLN:O	1:C:114:ILE:HG13	2.17	0.45
2:M:415:ALA:HB1	2:M:469:TYR:O	2.17	0.45
2:N:157:LEU:HA	2:N:160:VAL:HG12	1.99	0.45
2:N:571:PRO:HG3	2:P:431:ILE:HD13	1.99	0.45
2:O:274:ASN:OD1	2:O:312:LYS:NZ	2.34	0.45
2:O:512:LEU:HD22	2:O:534:VAL:HG11	1.98	0.45
2:P:109:GLU:O	2:P:110:LYS:HG2	2.17	0.45
2:P:279:LEU:HD23	2:P:335:PHE:CE2	2.51	0.45
2:P:396:PRO:HB2	2:P:399:VAL:HG22	1.99	0.45
2:R:552:GLU:CD	2:R:553:PRO:HD2	2.42	0.45
1:G:380:CYS:SG	1:G:382:SER:OG	2.70	0.45
1:B:293:ASN:OD1	1:B:296:ASP:HB2	2.17	0.45
1:C:39:ILE:HG22	1:C:39:ILE:O	2.17	0.45
1:E:354:PHE:CG	1:E:384:GLU:HG3	2.52	0.45
2:O:433:PHE:O	2:O:471:LEU:HA	2.17	0.45
2:Q:186:SER:O	2:Q:187:GLU:HG2	2.16	0.45
1:I:14:LEU:HD11	1:J:220:ALA:HB1	1.99	0.45
1:A:73:ILE:O	1:A:77:LEU:HG	2.17	0.44
1:C:409:ASP:OD1	1:C:409:ASP:N	2.50	0.44
1:F:39:ILE:HB	1:F:79:HIS:CD2	2.53	0.44
2:O:51:ILE:HA	2:O:69:VAL:HG12	1.99	0.44
1:L:42:ILE:HB	1:L:53:ILE:HB	1.98	0.44
1:L:420:ILE:HD13	1:L:426:LEU:HB2	1.98	0.44
1:A:5:GLU:O	1:A:9:THR:HG23	2.18	0.44
1:C:265:LYS:O	1:C:265:LYS:HD3	2.17	0.44
2:N:157:LEU:O	2:N:161:VAL:HG12	2.17	0.44
2:N:243:ARG:HH21	2:Q:232:GLN:HG2	1.81	0.44
1:K:385:VAL:O	1:K:389:ILE:HG12	2.17	0.44
1:C:141:LEU:HB3	1:C:155:ILE:HD11	1.99	0.44
2:N:213:PRO:HB3	2:N:215:TRP:CZ3	2.53	0.44
2:N:502:ILE:HD13	2:P:517:ARG:NE	2.32	0.44
2:N:561:HIS:ND1	2:P:112:LYS:HB3	2.32	0.44
2:O:180:ILE:H	2:O:433:PHE:HE1	1.65	0.44
2:O:411:ILE:O	2:O:414:PHE:HB3	2.18	0.44
2:P:575:GLU:HA	2:P:578:MET:HG2	2.00	0.44
2:Q:143:GLY:HA3	2:Q:149:LYS:HD3	2.00	0.44
1:G:252:ARG:HA	1:G:252:ARG:HD2	1.84	0.44
1:A:96:PHE:HD2	1:A:182:ILE:HG23	1.83	0.44
1:B:41:ASP:OD1	1:B:41:ASP:N	2.50	0.44
1:E:266:VAL:HG13	1:E:266:VAL:O	2.17	0.44

Continued on next page...

Continued from previous page...

Atom-1	Atom-2	Interatomic distance (Å)	Clash overlap (Å)
1:F:71:LYS:HG2	1:F:75:GLN:OE1	2.17	0.44
1:F:283:TYR:CE2	1:F:389:ILE:HG23	2.52	0.44
2:O:268:ASN:HB3	2:O:271:GLU:OE2	2.18	0.44
2:O:412:PHE:HE2	2:O:461:ARG:HE	1.66	0.44
1:H:81:LEU:HB2	1:H:168:VAL:HG22	1.98	0.44
1:K:253:TRP:HH2	1:L:210:LEU:HD22	1.82	0.44
1:L:215:SER:O	1:L:219:ILE:HG12	2.17	0.44
1:E:315:LEU:HD23	2:M:21:LEU:HD21	2.00	0.44
2:M:501:ASN:O	2:M:505:GLN:HG2	2.18	0.44
2:N:220:GLU:OE2	2:N:221:GLU:HG3	2.17	0.44
2:N:391:ASP:C	2:N:392:LEU:HD12	2.42	0.44
2:O:203:ASN:ND2	2:O:377:GLN:OE1	2.50	0.44
2:P:41:GLU:O	2:P:45:ASN:HB2	2.18	0.44
1:I:81:LEU:HD13	1:I:168:VAL:HG22	1.99	0.44
1:I:83:ASN:HB3	1:I:86:LEU:HD12	1.99	0.44
1:I:280:ARG:HH21	1:I:396:ASP:CG	2.25	0.44
1:F:400:VAL:HA	1:F:418:LEU:O	2.18	0.44
2:M:322:LYS:HZ3	2:O:289:GLY:H	1.65	0.44
2:N:64:ILE:HG22	2:N:66:ILE:HG12	1.98	0.44
2:O:340:SER:HB3	2:Q:242:LYS:HZ3	1.81	0.44
2:P:276:ILE:HG23	2:P:335:PHE:HD2	1.82	0.44
2:P:522:ILE:HD12	2:P:543:ILE:HD11	2.00	0.44
2:Q:296:LEU:HD21	2:Q:302:VAL:HB	1.99	0.44
2:Q:496:ASN:OD1	2:Q:497:LEU:N	2.51	0.44
2:R:259:ILE:HD12	2:R:265:VAL:HG21	2.00	0.44
1:G:215:SER:O	1:G:219:ILE:HG12	2.16	0.44
1:I:266:VAL:O	1:I:270:GLN:HG3	2.17	0.44
1:J:211:PHE:HZ	1:J:246:LYS:HD2	1.82	0.44
1:J:260:ARG:NH2	1:J:419:GLU:O	2.44	0.44
1:K:20:THR:HG21	1:K:35:ILE:HG23	1.98	0.44
1:K:81:LEU:HD13	1:K:168:VAL:HG22	1.98	0.44
1:B:411:ALA:O	1:B:412:ASP:CG	2.61	0.44
1:C:174:LEU:HA	1:C:174:LEU:HD23	1.79	0.44
1:D:309:TYR:OH	1:D:430:LEU:O	2.29	0.44
1:F:346:ILE:HD11	1:F:377:ARG:HG2	1.99	0.44
2:M:8:GLU:HG3	2:P:57:SER:O	2.18	0.44
2:O:268:ASN:HB3	2:O:271:GLU:CD	2.42	0.44
2:P:224:THR:HB	2:P:402:ILE:HD11	2.00	0.44
2:R:180:ILE:HB	2:R:435:ILE:CD1	2.48	0.44
1:A:335:HIS:HD2	1:J:350:ILE:CG2	2.30	0.44
1:E:22:ASN:O	1:E:26:SER:N	2.49	0.44

Continued on next page...

Continued from previous page...

Atom-1	Atom-2	Interatomic distance (Å)	Clash overlap (Å)
1:F:210:LEU:O	1:F:214:ASN:ND2	2.49	0.44
2:M:7:ILE:HD11	2:M:17:LYS:HD2	1.99	0.44
2:O:534:VAL:HG22	2:O:541:PRO:HB3	1.99	0.44
2:P:322:LYS:HG2	2:P:323:ALA:N	2.33	0.44
2:P:439:GLU:HG2	2:P:442:ASN:OD1	2.17	0.44
2:Q:14:ILE:HD11	2:Q:71:PRO:HG3	2.00	0.44
2:Q:464:LYS:NZ	2:Q:487:ILE:HA	2.33	0.44
2:R:269:ILE:HD11	2:R:342:PHE:HZ	1.83	0.44
2:R:434:MET:HG3	2:R:474:MET:HE1	1.99	0.44
1:D:76:MET:HE1	1:D:90:TYR:CD2	2.53	0.44
1:E:285:ILE:HD13	1:E:323:ILE:HB	1.99	0.44
1:F:111:ILE:HG13	1:F:174:LEU:HD22	2.00	0.44
1:F:259:THR:HB	1:F:265:LYS:HG2	2.00	0.44
2:N:153:VAL:O	2:N:157:LEU:HD23	2.17	0.44
2:N:519:ILE:O	2:N:522:ILE:HG22	2.18	0.44
2:P:146:GLY:HA3	2:P:498:ARG:HH21	1.83	0.44
2:P:522:ILE:CD1	2:P:543:ILE:HD11	2.48	0.44
2:Q:237:GLN:OE1	2:Q:337:ARG:NH1	2.48	0.44
2:R:141:VAL:HG22	2:R:495:ILE:CG1	2.48	0.44
2:R:266:TYR:OH	2:R:358:GLN:OE1	2.23	0.44
1:F:327:ASP:OD1	1:F:330:ASN:HB2	2.18	0.43
2:N:217:MET:CB	2:N:222:LEU:HG	2.48	0.43
2:P:301:LEU:HD23	2:P:301:LEU:H	1.83	0.43
2:P:361:GLU:HG3	2:P:363:ASN:H	1.82	0.43
2:Q:155:LYS:NZ	2:Q:547:GLU:HB2	2.32	0.43
1:K:120:PHE:CZ	1:K:152:LYS:HG2	2.53	0.43
1:B:304:ASP:OD2	1:B:427:LYS:NZ	2.38	0.43
1:C:222:LEU:HD21	1:C:231:ARG:HA	1.99	0.43
1:D:70:TYR:HE1	1:D:114:ILE:HG12	1.83	0.43
2:M:206:ASP:OD1	2:M:206:ASP:N	2.51	0.43
2:M:252:TYR:CE2	2:M:367:ARG:HG3	2.52	0.43
2:N:222:LEU:HD11	2:N:267:PHE:HZ	1.83	0.43
2:O:412:PHE:HE1	2:O:469:TYR:HD2	1.66	0.43
2:Q:379:MET:HE3	2:Q:433:PHE:CE2	2.52	0.43
2:Q:420:LYS:HD3	2:Q:420:LYS:HA	1.71	0.43
1:A:230:LYS:HA	1:A:230:LYS:HD3	1.82	0.43
1:C:261:LYS:HG2	1:C:262:GLN:N	2.33	0.43
2:M:278:ASN:HD22	2:M:308:TYR:HB3	1.82	0.43
2:N:90:PRO:HD3	2:Q:56:ILE:HG22	1.99	0.43
2:N:221:GLU:OE2	2:N:405:SER:OG	2.27	0.43
2:N:433:PHE:O	2:N:471:LEU:HA	2.17	0.43

Continued on next page...

Continued from previous page...

Atom-1	Atom-2	Interatomic distance (Å)	Clash overlap (Å)
2:O:6:VAL:HG22	2:O:92:GLU:H	1.82	0.43
2:Q:218:ASN:OD1	2:Q:219:SER:N	2.51	0.43
2:R:75:PHE:HZ	2:R:105:ILE:HD11	1.83	0.43
1:D:111:ILE:HG13	1:D:112:GLU:N	2.33	0.43
1:E:17:PHE:HE1	1:E:212:TYR:OH	2.01	0.43
1:E:316:HIS:O	1:E:365:ARG:NH2	2.50	0.43
1:F:245:ASN:O	1:F:247:LYS:HE3	2.18	0.43
2:M:157:LEU:O	2:M:161:VAL:HG12	2.19	0.43
2:P:236:ASN:HB3	2:P:331:PHE:HE1	1.82	0.43
2:Q:209:LYS:O	2:Q:377:GLN:NE2	2.52	0.43
1:K:427:LYS:HB3	1:K:433:LEU:HG	2.00	0.43
1:B:331:LEU:HD11	1:B:378:ILE:HG22	1.98	0.43
1:E:125:LYS:HB3	1:E:126:TYR:CD2	2.54	0.43
1:F:189:LEU:HD12	1:F:192:GLU:HB3	2.00	0.43
2:M:417:HIS:CD2	2:P:576:VAL:HB	2.53	0.43
2:N:11:PRO:HA	2:N:87:LEU:HD21	1.99	0.43
2:N:144:SER:O	2:N:147:SER:OG	2.24	0.43
2:N:247:LEU:HB3	2:N:251:LYS:NZ	2.33	0.43
2:Q:280:ASN:HB2	2:Q:335:PHE:HB2	2.00	0.43
2:Q:350:ARG:NH1	2:Q:584:ASN:OD1	2.51	0.43
2:R:553:PRO:O	2:R:555:SER:N	2.52	0.43
1:A:274:SER:HB2	1:A:280:ARG:HH12	1.82	0.43
1:A:355:TYR:HB3	1:A:358:GLU:OE1	2.19	0.43
1:B:410:THR:OG1	1:B:415:ILE:HD11	2.18	0.43
1:D:54:GLN:NE2	1:D:72:PRO:HG3	2.33	0.43
2:Q:296:LEU:HB2	2:Q:315:PHE:CZ	2.54	0.43
2:R:183:ASP:OD1	2:R:184:ILE:N	2.52	0.43
2:R:252:TYR:CE2	2:R:266:TYR:HD2	2.37	0.43
2:R:450:ILE:HB	2:R:453:LYS:HE2	1.99	0.43
1:J:76:MET:SD	1:J:90:TYR:HB3	2.57	0.43
1:B:312:LYS:O	1:B:316:HIS:HB2	2.19	0.43
2:M:195:ASP:OD1	2:M:196:LYS:N	2.52	0.43
2:N:39:ILE:HG12	2:N:94:VAL:HG22	2.00	0.43
2:O:220:GLU:OE2	2:O:221:GLU:HG3	2.19	0.43
2:P:242:LYS:HG2	2:P:261:TYR:CE2	2.53	0.43
2:P:318:SER:O	2:P:320:THR:N	2.51	0.43
2:P:322:LYS:HG2	2:P:323:ALA:H	1.82	0.43
2:R:149:LYS:HA	2:R:497:LEU:HD22	2.00	0.43
2:R:283:VAL:HG22	2:R:295:LYS:HG3	2.01	0.43
1:H:246:LYS:O	1:H:250:MET:HG3	2.19	0.43
1:A:378:ILE:HD12	1:A:378:ILE:H	1.83	0.43

Continued on next page...

Continued from previous page...

Atom-1	Atom-2	Interatomic distance (Å)	Clash overlap (Å)
1:C:186:TYR:HA	1:C:189:LEU:HB3	2.00	0.43
1:D:95:TYR:CD1	1:D:184:LEU:HA	2.54	0.43
1:E:66:LEU:HD23	1:E:113:GLU:OE1	2.18	0.43
1:E:77:LEU:HD23	1:E:77:LEU:HA	1.89	0.43
2:M:141:VAL:O	2:M:476:VAL:HA	2.19	0.43
2:M:577:ILE:HA	2:M:580:TRP:CD1	2.54	0.43
2:N:247:LEU:O	2:N:251:LYS:HG3	2.19	0.43
2:N:580:TRP:HD1	2:N:581:ARG:CD	2.31	0.43
2:O:349:LYS:HE3	2:O:583:GLU:CB	2.43	0.43
2:O:444:ILE:HD13	2:O:487:ILE:HD12	2.01	0.43
2:Q:206:ASP:O	2:Q:210:LEU:HD12	2.17	0.43
1:I:358:GLU:HA	1:I:361:LYS:HE3	2.00	0.43
1:C:121:ASP:HB3	1:C:125:LYS:HE3	2.00	0.43
1:E:349:TYR:CE1	1:E:354:PHE:HB2	2.53	0.43
2:M:269:ILE:HG13	2:M:342:PHE:CZ	2.52	0.43
2:O:91:THR:HG22	2:O:91:THR:O	2.19	0.43
2:P:276:ILE:HG21	2:P:338:PHE:HD2	1.82	0.43
2:Q:251:LYS:HE2	2:Q:252:TYR:HE1	1.84	0.43
2:Q:321:SER:HB2	2:Q:325:LYS:HD3	2.01	0.43
2:R:56:ILE:HG22	2:R:65:PHE:CD1	2.43	0.43
2:R:279:LEU:HD13	2:R:335:PHE:HB2	2.00	0.43
1:J:44:ILE:HB	1:J:51:ASN:HB2	2.00	0.43
1:A:77:LEU:HD22	1:A:173:PHE:CZ	2.54	0.43
1:A:133:PRO:HD2	1:A:139:LYS:HE3	2.00	0.43
2:M:212:LEU:O	2:M:354:LEU:HA	2.19	0.43
2:M:413:ASP:O	2:M:417:HIS:ND1	2.47	0.43
2:O:16:VAL:CG2	2:O:67:LEU:HB2	2.49	0.43
2:Q:338:PHE:HA	2:Q:341:ARG:HE	1.84	0.43
2:R:484:SER:HB3	2:R:486:THR:HG22	2.01	0.43
2:R:496:ASN:O	2:R:532:LEU:HD23	2.19	0.43
1:H:120:PHE:CZ	1:H:152:LYS:HG2	2.54	0.43
1:H:362:GLU:OE2	1:H:392:LYS:NZ	2.50	0.43
1:A:247:LYS:HA	1:A:247:LYS:HD3	1.72	0.42
1:F:87:ASN:HD21	1:F:89:LYS:HE3	1.84	0.42
2:M:336:ASN:OD1	2:M:336:ASN:N	2.52	0.42
2:M:403:THR:O	2:M:407:ILE:HG13	2.19	0.42
2:N:499:LEU:O	2:N:505:GLN:NE2	2.52	0.42
2:O:247:LEU:HB3	2:O:251:LYS:NZ	2.34	0.42
2:P:3:ILE:CG1	2:P:96:LEU:HB2	2.47	0.42
2:R:179:ILE:CG2	2:R:387:VAL:HG13	2.49	0.42
2:R:213:PRO:HG2	2:R:374:ILE:HD13	2.01	0.42

Continued on next page...

Continued from previous page...

Atom-1	Atom-2	Interatomic distance (Å)	Clash overlap (Å)
1:I:220:ALA:HB1	1:J:14:LEU:HD11	2.00	0.42
1:J:204:LEU:HD11	1:J:208:LYS:HE3	2.01	0.42
1:K:313:ILE:HD13	1:K:367:ILE:HA	2.01	0.42
1:L:385:VAL:O	1:L:389:ILE:HG12	2.18	0.42
1:A:373:GLU:HG3	1:A:374:PHE:CD2	2.53	0.42
1:C:330:ASN:HA	1:C:333:GLU:OE1	2.18	0.42
1:D:433:LEU:HD12	1:D:433:LEU:HA	1.93	0.42
2:M:118:ASN:O	2:M:545:LYS:N	2.46	0.42
2:O:22:LYS:O	2:O:26:LYS:HG3	2.19	0.42
2:O:243:ARG:NH1	2:R:232:GLN:HB3	2.29	0.42
2:Q:206:ASP:OD1	2:Q:206:ASP:N	2.46	0.42
2:Q:461:ARG:HH21	2:Q:462:ILE:CG1	2.31	0.42
2:R:438:GLU:HA	2:R:476:VAL:CG2	2.48	0.42
2:R:559:LYS:HB2	2:R:562:LYS:NZ	2.34	0.42
1:G:248:THR:HG22	1:H:205:GLU:HB3	2.01	0.42
1:H:313:ILE:HD13	1:H:367:ILE:HA	2.01	0.42
1:J:211:PHE:CZ	1:J:246:LYS:HD2	2.54	0.42
1:K:220:ALA:HB1	1:L:14:LEU:HD11	2.00	0.42
1:C:33:ILE:HD12	1:C:35:ILE:CG1	2.49	0.42
1:C:110:GLN:HG2	1:C:111:ILE:HG12	2.01	0.42
1:D:174:LEU:HD23	1:D:174:LEU:HA	1.84	0.42
1:D:297:GLU:HG3	1:D:423:PHE:HD2	1.83	0.42
2:M:132:ASP:HB3	2:P:559:LYS:HD2	2.01	0.42
2:M:342:PHE:CE2	2:M:346:LEU:HD11	2.54	0.42
2:M:560:PHE:CE1	2:R:432:PRO:HB3	2.54	0.42
2:N:577:ILE:O	2:N:580:TRP:HB3	2.20	0.42
2:O:226:PHE:HB3	2:O:342:PHE:CE1	2.54	0.42
2:Q:283:VAL:HA	2:Q:328:ASN:HA	2.02	0.42
2:R:114:PHE:CE1	2:R:159:ASN:HB3	2.53	0.42
1:C:21:LEU:HD11	1:C:193:THR:HG21	2.02	0.42
1:E:172:LYS:HE2	1:E:177:HIS:HE1	1.83	0.42
2:N:362:GLU:O	2:N:365:LYS:HG2	2.18	0.42
2:O:559:LYS:HA	2:Q:136:SER:OG	2.19	0.42
2:P:207:VAL:HG11	2:P:394:GLY:HA3	2.00	0.42
2:P:287:ILE:HG23	2:P:290:GLU:H	1.85	0.42
2:Q:3:ILE:HG13	2:Q:96:LEU:HG	2.01	0.42
2:Q:204:TYR:HD1	2:Q:389:ILE:HG23	1.84	0.42
2:Q:337:ARG:HH11	2:Q:338:PHE:HB2	1.83	0.42
2:Q:575:GLU:O	2:Q:578:MET:HG2	2.19	0.42
2:R:73:GLY:HA3	2:R:80:PHE:CZ	2.54	0.42
1:H:81:LEU:HD13	1:H:168:VAL:HG22	2.01	0.42

Continued on next page...

Continued from previous page...

Atom-1	Atom-2	Interatomic distance (Å)	Clash overlap (Å)
1:I:120:PHE:CZ	1:I:152:LYS:HG2	2.54	0.42
1:A:32:GLU:OE1	1:A:232:ILE:HA	2.19	0.42
1:B:10:ILE:HA	1:B:13:PHE:HD2	1.85	0.42
1:C:61:LYS:HE3	1:C:68:ASP:OD2	2.19	0.42
1:F:36:GLU:HG2	1:F:48:ASN:OD1	2.18	0.42
2:M:215:TRP:CG	2:M:266:TYR:HA	2.54	0.42
2:O:119:LEU:HD23	2:O:119:LEU:HA	1.93	0.42
2:O:433:PHE:CE2	2:O:435:ILE:HG12	2.54	0.42
2:P:278:ASN:HD22	2:P:308:TYR:HB3	1.84	0.42
2:Q:245:VAL:HG12	2:Q:267:PHE:CE2	2.55	0.42
2:Q:496:ASN:O	2:Q:532:LEU:HD23	2.20	0.42
2:R:100:ASP:OD1	2:R:101:ILE:N	2.52	0.42
2:R:436:VAL:HG12	2:R:474:MET:HB2	2.02	0.42
1:L:430:LEU:HB2	1:L:432:MET:HE3	2.00	0.42
1:A:225:LEU:HD12	1:A:230:LYS:HG2	2.02	0.42
1:A:335:HIS:CD2	1:J:350:ILE:HD12	2.54	0.42
1:B:58:HIS:ND1	1:B:61:LYS:HB2	2.35	0.42
1:C:244:GLY:HA2	1:C:247:LYS:CE	2.49	0.42
1:D:43:ASP:O	1:D:44:ILE:HG22	2.20	0.42
1:E:291:ILE:HD11	1:E:400:VAL:HG11	2.01	0.42
1:F:420:ILE:CD1	1:F:426:LEU:HB2	2.49	0.42
2:M:514:ASP:HA	2:M:517:ARG:HG3	2.01	0.42
2:Q:179:ILE:HD12	2:Q:434:MET:O	2.19	0.42
2:Q:259:ILE:HD12	2:Q:265:VAL:HG21	2.01	0.42
2:R:281:GLU:O	2:R:332:ASN:ND2	2.51	0.42
1:G:44:ILE:HB	1:G:51:ASN:HB2	2.01	0.42
1:G:111:ILE:HA	1:G:114:ILE:HD12	2.02	0.42
1:A:46:ASN:C	1:A:46:ASN:ND2	2.73	0.42
1:A:76:MET:HG2	1:A:90:TYR:CG	2.55	0.42
1:C:56:LYS:HA	1:C:56:LYS:HD3	1.91	0.42
1:D:71:LYS:HA	1:D:74:LEU:CD2	2.49	0.42
1:D:247:LYS:HA	1:D:247:LYS:HD3	1.83	0.42
1:F:74:LEU:HD22	1:F:126:TYR:HB2	2.00	0.42
2:M:217:MET:CE	2:M:406:LEU:HD22	2.49	0.42
2:M:316:THR:OG1	2:M:317:SER:N	2.53	0.42
2:N:444:ILE:HD13	2:N:487:ILE:HD12	2.01	0.42
2:P:35:LYS:HB2	2:P:51:ILE:HD12	2.01	0.42
2:Q:39:ILE:O	2:Q:47:VAL:N	2.45	0.42
2:Q:70:GLN:OE1	2:Q:71:PRO:HD2	2.20	0.42
2:Q:245:VAL:HG21	2:Q:261:TYR:CE1	2.55	0.42
1:G:225:LEU:HD13	1:G:230:LYS:HB3	2.02	0.42

Continued on next page...

Continued from previous page...

Atom-1	Atom-2	Interatomic distance (Å)	Clash overlap (Å)
1:J:16:GLN:NE2	1:J:36:GLU:OE2	2.45	0.42
1:B:275:LEU:HA	1:B:282:ARG:NH2	2.34	0.42
2:O:129:LEU:HD23	2:O:129:LEU:HA	1.89	0.42
2:O:187:GLU:CG	2:O:555:SER:HB2	2.48	0.42
2:O:243:ARG:HH22	2:R:232:GLN:HB3	1.84	0.42
2:Q:141:VAL:HG11	2:Q:153:VAL:CG2	2.49	0.42
2:Q:554:ARG:HH21	2:Q:556:GLN:HB3	1.85	0.42
2:R:217:MET:HE2	2:R:221:GLU:C	2.44	0.42
1:G:393:LYS:HD2	1:G:413:VAL:CG2	2.50	0.42
1:J:81:LEU:HD13	1:J:168:VAL:HG22	2.01	0.42
1:A:133:PRO:HA	1:A:164:LEU:CD1	2.50	0.42
1:A:382:SER:O	1:A:386:ILE:HG12	2.18	0.42
1:C:69:ILE:C	1:C:72:PRO:HD2	2.45	0.42
1:F:308:LYS:HE3	2:N:44:HIS:CE1	2.55	0.42
2:O:276:ILE:HG21	2:O:338:PHE:CE2	2.54	0.42
2:O:379:MET:HE1	2:O:382:LEU:HB2	2.01	0.42
1:G:42:ILE:HB	1:G:53:ILE:HB	2.01	0.42
2:M:213:PRO:HB3	2:M:215:TRP:CH2	2.54	0.42
2:N:7:ILE:HD11	2:N:17:LYS:HD2	2.02	0.42
2:N:342:PHE:CZ	2:N:346:LEU:HD21	2.55	0.42
2:P:568:TRP:HZ3	2:P:570:THR:HG22	1.85	0.42
2:Q:431:ILE:HG22	2:Q:433:PHE:CE1	2.55	0.42
2:R:184:ILE:O	2:R:184:ILE:HG22	2.19	0.42
1:A:309:TYR:OH	1:A:430:LEU:O	2.34	0.41
1:A:347:THR:HG22	1:A:349:TYR:HB2	2.02	0.41
1:B:212:TYR:HB3	1:B:213:PRO:HD3	2.02	0.41
1:D:385:VAL:O	1:D:389:ILE:HG12	2.20	0.41
2:M:494:PHE:O	2:M:495:ILE:HD13	2.20	0.41
2:N:275:TYR:HE1	2:N:279:LEU:HD11	1.84	0.41
2:P:179:ILE:HD12	2:P:434:MET:O	2.19	0.41
2:P:545:LYS:HA	2:P:545:LYS:HD2	1.90	0.41
2:R:207:VAL:HG11	2:R:394:GLY:HA3	2.02	0.41
2:R:214:TYR:OH	2:R:269:ILE:N	2.52	0.41
1:J:385:VAL:O	1:J:389:ILE:HG12	2.19	0.41
1:L:382:SER:O	1:L:386:ILE:HG12	2.20	0.41
1:B:310:ASN:ND2	1:B:375:LYS:O	2.53	0.41
1:C:46:ASN:ND2	1:C:48:ASN:OD1	2.53	0.41
1:E:74:LEU:HD13	1:E:126:TYR:CD2	2.55	0.41
1:F:36:GLU:CD	1:F:224:ILE:HA	2.45	0.41
1:F:49:ILE:HG23	1:F:88:ILE:HG22	2.02	0.41
2:M:36:TYR:HB2	2:M:121:GLN:HE22	1.85	0.41

Continued on next page...

Continued from previous page...

Atom-1	Atom-2	Interatomic distance (Å)	Clash overlap (Å)
2:M:183:ASP:CG	2:M:188:TYR:HD2	2.29	0.41
2:M:213:PRO:HG2	2:M:216:LEU:HG	2.01	0.41
2:Q:158:GLN:HE21	2:Q:163:ILE:HG22	1.85	0.41
1:I:81:LEU:HB2	1:I:168:VAL:HG22	2.01	0.41
1:K:382:SER:O	1:K:386:ILE:HG12	2.20	0.41
1:B:21:LEU:HD13	1:B:212:TYR:HE1	1.85	0.41
1:B:422:ASN:OD1	1:B:422:ASN:N	2.53	0.41
1:C:135:GLU:HB2	1:C:138:ILE:HG12	2.02	0.41
1:D:186:TYR:CE2	1:D:189:LEU:HD23	2.55	0.41
1:E:96:PHE:CE2	1:E:182:ILE:HD12	2.55	0.41
1:E:108:LYS:HG2	1:E:112:GLU:OE2	2.20	0.41
2:M:206:ASP:OD1	2:M:209:LYS:HB2	2.20	0.41
2:M:489:SER:HA	2:M:511:LEU:HD22	2.02	0.41
2:N:86:MET:HE2	2:Q:28:LYS:HE3	2.02	0.41
2:N:237:GLN:OE1	2:N:338:PHE:HB2	2.21	0.41
2:N:414:PHE:HA	2:N:417:HIS:CD2	2.55	0.41
2:O:149:LYS:NZ	2:O:478:GLN:HG3	2.35	0.41
2:O:412:PHE:HA	2:O:471:LEU:HD11	2.02	0.41
2:O:499:LEU:O	2:O:505:GLN:NE2	2.51	0.41
2:P:212:LEU:CD2	2:P:378:PHE:HZ	2.33	0.41
2:P:383:ASP:OD1	2:P:383:ASP:N	2.50	0.41
2:Q:91:THR:HG22	2:Q:91:THR:O	2.20	0.41
2:Q:251:LYS:HE2	2:Q:252:TYR:CE1	2.55	0.41
2:R:178:HIS:O	2:R:434:MET:HB3	2.19	0.41
1:K:148:THR:O	1:K:152:LYS:HG3	2.20	0.41
1:A:280:ARG:HE	1:A:395:ASP:CB	2.31	0.41
1:B:169:ASP:HB3	1:B:172:LYS:HG2	2.02	0.41
1:C:213:PRO:HB3	1:C:254:THR:HG23	2.01	0.41
1:D:24:ILE:HD12	1:D:216:ILE:HD13	2.02	0.41
1:D:210:LEU:HD13	1:D:270:GLN:HE22	1.85	0.41
1:E:262:GLN:C	1:E:264:LEU:H	2.27	0.41
1:F:11:LYS:HG2	1:F:56:LYS:HE3	2.02	0.41
2:N:180:ILE:N	2:N:433:PHE:HE1	2.19	0.41
2:P:405:SER:HB2	2:P:454:ALA:C	2.46	0.41
2:P:496:ASN:O	2:P:532:LEU:HD23	2.20	0.41
1:G:283:TYR:CE2	1:G:389:ILE:HG23	2.56	0.41
1:L:120:PHE:CZ	1:L:152:LYS:HG2	2.55	0.41
1:A:264:LEU:HG	1:A:429:LEU:HD21	2.02	0.41
1:C:186:TYR:CD2	1:C:189:LEU:HD23	2.55	0.41
1:D:59:GLU:O	1:D:61:LYS:HG3	2.21	0.41
2:M:46:PHE:HB2	2:M:75:PHE:HB3	2.02	0.41

Continued on next page...

Continued from previous page...

Atom-1	Atom-2	Interatomic distance (Å)	Clash overlap (Å)
2:M:437:CYS:SG	2:M:475:VAL:HA	2.60	0.41
2:N:179:ILE:O	2:N:388:SER:N	2.40	0.41
2:P:440:ALA:HB3	2:P:477:SER:HB2	2.02	0.41
2:Q:512:LEU:HB3	2:Q:534:VAL:HG11	2.03	0.41
2:R:39:ILE:HD13	2:R:49:CYS:SG	2.60	0.41
2:R:508:ILE:HD13	2:R:508:ILE:HA	1.92	0.41
2:R:576:VAL:HG23	2:R:577:ILE:HD12	2.01	0.41
1:H:280:ARG:HH21	1:H:396:ASP:CG	2.26	0.41
1:L:111:ILE:HA	1:L:114:ILE:HD12	2.01	0.41
1:C:356:PHE:O	1:C:360:ASN:ND2	2.54	0.41
2:M:252:TYR:CE2	2:M:266:TYR:HD2	2.38	0.41
2:O:49:CYS:HB3	2:O:69:VAL:HB	2.02	0.41
2:P:75:PHE:CZ	2:P:105:ILE:HD11	2.56	0.41
2:P:141:VAL:HG22	2:P:495:ILE:HB	2.03	0.41
2:Q:20:THR:HG23	2:Q:23:ILE:H	1.86	0.41
1:G:81:LEU:HB2	1:G:168:VAL:HG22	2.03	0.41
1:K:309:TYR:OH	1:K:430:LEU:O	2.33	0.41
1:A:260:ARG:HA	1:A:263:LEU:O	2.20	0.41
1:B:405:VAL:O	1:B:405:VAL:HG23	2.20	0.41
1:C:53:ILE:HG22	1:C:54:GLN:N	2.36	0.41
1:E:15:TYR:HB3	1:E:19:LYS:HZ1	1.85	0.41
1:E:17:PHE:HB3	1:E:189:LEU:HD22	2.03	0.41
2:M:38:LYS:HG2	2:M:96:LEU:O	2.21	0.41
2:N:62:GLU:O	2:N:64:ILE:HG12	2.20	0.41
2:N:268:ASN:OD1	2:N:269:ILE:N	2.52	0.41
2:N:285:ASN:HB2	2:N:295:LYS:HB2	2.03	0.41
2:O:226:PHE:HZ	2:O:356:LEU:HD11	1.86	0.41
2:O:377:GLN:HG2	2:O:377:GLN:O	2.20	0.41
2:O:411:ILE:HG21	2:O:433:PHE:CE2	2.56	0.41
2:O:467:ARG:HE	2:O:467:ARG:HB3	1.65	0.41
2:P:572:SER:O	2:P:576:VAL:HG13	2.20	0.41
2:Q:110:LYS:HA	2:Q:113:ILE:HD12	2.03	0.41
2:Q:212:LEU:HD22	2:Q:406:LEU:HD23	2.03	0.41
2:R:353:PHE:CZ	2:R:395:ILE:HD12	2.55	0.41
1:G:77:LEU:HD22	1:G:168:VAL:HG11	2.03	0.41
1:I:288:PRO:HB3	1:I:294:PHE:CD2	2.55	0.41
1:L:16:GLN:NE2	1:L:36:GLU:OE2	2.48	0.41
1:C:312:LYS:HD3	1:C:315:LEU:HD12	2.03	0.41
1:D:194:LYS:HD3	1:D:194:LYS:HA	1.94	0.41
1:E:267:ARG:O	1:E:267:ARG:HG3	2.21	0.41
2:N:109:GLU:HB2	2:N:113:ILE:HG22	2.02	0.41

Continued on next page...

Continued from previous page...

Atom-1	Atom-2	Interatomic distance (Å)	Clash overlap (Å)
2:N:573:PHE:O	2:N:577:ILE:HG13	2.21	0.41
2:O:184:ILE:HD12	2:O:184:ILE:H	1.86	0.41
2:Q:252:TYR:HE2	2:Q:268:ASN:HB2	1.84	0.41
2:Q:444:ILE:HG13	2:Q:444:ILE:O	2.20	0.41
2:Q:460:GLU:O	2:Q:464:LYS:HG2	2.21	0.41
2:Q:526:LEU:HD21	2:Q:531:CYS:HA	2.02	0.41
2:R:129:LEU:HD22	2:R:538:THR:HB	2.02	0.41
2:R:311:GLU:HB3	2:R:313:LEU:HD12	2.03	0.41
2:R:443:TYR:HA	2:R:452:PHE:CG	2.56	0.41
2:R:552:GLU:HG3	2:R:553:PRO:O	2.21	0.41
1:L:190:MET:HE2	1:L:190:MET:HB3	1.94	0.41
1:A:71:LYS:HB2	1:A:122:TYR:CE1	2.56	0.41
1:A:107:THR:OG1	1:A:110:GLN:NE2	2.52	0.41
1:A:194:LYS:HD3	1:A:197:LEU:HD12	2.02	0.41
1:B:285:ILE:HD13	1:B:323:ILE:HB	2.02	0.41
1:B:299:ILE:HG21	1:B:341:ARG:HD2	2.02	0.41
1:D:293:ASN:O	1:D:297:GLU:HG2	2.21	0.41
1:D:299:ILE:HD12	1:D:299:ILE:H	1.85	0.41
1:E:259:THR:HG22	1:E:262:GLN:HB2	2.02	0.41
1:F:246:LYS:HA	1:F:246:LYS:HD2	1.76	0.41
2:M:319:ASN:ND2	2:M:324:THR:OG1	2.54	0.41
2:M:366:TYR:HA	2:M:370:HIS:CD2	2.56	0.41
2:M:567:SER:HG	2:R:173:ASP:CG	2.25	0.41
2:N:201:ASN:ND2	2:N:383:ASP:HB3	2.36	0.41
2:N:251:LYS:HZ3	2:N:309:PHE:HE2	1.69	0.41
2:O:180:ILE:HA	2:O:388:SER:HB2	2.02	0.41
2:P:221:GLU:HG2	2:P:402:ILE:HG12	2.03	0.41
2:P:441:HIS:CG	2:P:479:ARG:HE	2.39	0.41
2:P:568:TRP:CZ3	2:P:570:THR:HG22	2.56	0.41
2:Q:73:GLY:HA3	2:Q:80:PHE:CZ	2.56	0.41
2:Q:219:SER:O	2:Q:223:GLU:HG3	2.20	0.41
2:R:179:ILE:HD13	2:R:434:MET:HE2	2.03	0.41
2:R:515:ASN:OD1	2:R:515:ASN:O	2.39	0.41
2:R:517:ARG:HA	2:R:517:ARG:HD2	1.83	0.41
1:L:288:PRO:HG2	1:L:326:THR:HG23	2.02	0.41
1:L:427:LYS:HE2	1:L:433:LEU:HD13	2.03	0.41
1:A:44:ILE:H	1:A:44:ILE:HG13	1.73	0.41
1:F:36:GLU:OE1	1:F:224:ILE:HA	2.21	0.41
2:N:149:LYS:HZ3	2:N:149:LYS:HB2	1.86	0.41
2:O:277:TYR:CD2	2:O:312:LYS:HD3	2.56	0.41
2:O:395:ILE:H	2:O:395:ILE:HD12	1.85	0.41

Continued on next page...

Continued from previous page...

Atom-1	Atom-2	Interatomic distance (Å)	Clash overlap (Å)
2:P:401:SER:HB2	2:P:452:PHE:CD1	2.56	0.41
2:Q:37:LEU:HD12	2:Q:69:VAL:HG11	2.03	0.41
2:Q:170:ASN:CG	2:Q:175:LYS:HG2	2.46	0.41
2:R:115:HIS:HA	2:R:128:THR:HG22	2.04	0.41
2:R:173:ASP:OD1	2:R:174:LYS:N	2.54	0.41
1:G:148:THR:O	1:G:152:LYS:HG3	2.21	0.41
1:H:76:MET:HE2	1:H:90:TYR:HB3	2.02	0.41
1:J:420:ILE:HD13	1:J:426:LEU:HB2	2.02	0.41
1:B:76:MET:CE	1:B:90:TYR:HB3	2.50	0.40
1:B:350:ILE:HD12	1:B:350:ILE:HG23	1.87	0.40
1:B:407:LEU:H	1:B:407:LEU:HD23	1.85	0.40
1:C:95:TYR:CD1	1:C:184:LEU:HA	2.56	0.40
1:D:84:ASP:OD1	1:D:90:TYR:OH	2.39	0.40
1:E:14:LEU:HB3	1:E:186:TYR:CD2	2.48	0.40
1:E:54:GLN:HB2	1:E:72:PRO:HB3	2.03	0.40
1:F:111:ILE:HD13	1:F:114:ILE:HD12	2.02	0.40
1:F:221:GLU:HA	1:F:224:ILE:HG23	2.02	0.40
2:M:214:TYR:CE2	2:M:269:ILE:HB	2.55	0.40
2:M:243:ARG:NH2	2:P:232:GLN:HB3	2.36	0.40
2:M:442:ASN:OD1	2:R:464:LYS:NZ	2.55	0.40
2:N:514:ASP:OD1	2:N:514:ASP:N	2.54	0.40
2:O:351:LEU:HD11	2:O:354:LEU:HD12	2.04	0.40
2:P:60:LYS:HE3	2:P:60:LYS:HB3	1.87	0.40
2:P:228:GLU:OE1	2:P:341:ARG:HD3	2.20	0.40
2:R:75:PHE:CZ	2:R:105:ILE:HD11	2.56	0.40
2:R:293:LEU:HD23	2:R:293:LEU:HA	1.91	0.40
1:I:225:LEU:HD13	1:I:230:LYS:HB3	2.02	0.40
1:J:433:LEU:HD23	1:J:433:LEU:HA	1.92	0.40
1:K:271:LEU:HD22	1:K:398:TYR:HE2	1.85	0.40
1:A:419:GLU:O	1:A:419:GLU:HG2	2.21	0.40
2:N:212:LEU:HD12	2:N:353:PHE:HD2	1.85	0.40
2:N:215:TRP:HH2	2:N:366:TYR:CB	2.33	0.40
2:O:4:GLY:HA2	2:O:19:ASP:OD1	2.20	0.40
2:O:412:PHE:CE2	2:O:461:ARG:NE	2.90	0.40
2:P:74:ILE:HG22	2:P:81:PHE:HB2	2.03	0.40
2:P:149:LYS:HE2	2:P:149:LYS:HB3	1.92	0.40
2:P:213:PRO:HB3	2:P:215:TRP:NE1	2.36	0.40
2:P:435:ILE:HB	2:P:473:LEU:HD23	2.03	0.40
2:P:439:GLU:HG3	2:P:478:GLN:NE2	2.35	0.40
2:R:444:ILE:HG13	2:R:444:ILE:O	2.20	0.40
1:I:96:PHE:HB2	1:I:99:GLU:HB2	2.03	0.40

Continued on next page...

Continued from previous page...

Atom-1	Atom-2	Interatomic distance (Å)	Clash overlap (Å)
1:I:148:THR:O	1:I:152:LYS:HG3	2.21	0.40
1:K:39:ILE:HG22	1:K:40:GLU:HG2	2.02	0.40
1:C:206:ASP:HB3	1:C:211:PHE:CE2	2.56	0.40
1:F:275:LEU:HA	1:F:282:ARG:NH2	2.36	0.40
2:M:415:ALA:HB3	2:M:471:LEU:HD11	2.03	0.40
2:N:132:ASP:OD1	2:Q:561:HIS:N	2.54	0.40
2:N:239:SER:O	2:N:243:ARG:HG2	2.22	0.40
2:O:413:ASP:O	2:O:417:HIS:CD2	2.74	0.40
2:P:271:GLU:HB3	2:P:309:PHE:CD1	2.57	0.40
2:P:421:LEU:HD23	2:P:421:LEU:HA	1.94	0.40
2:Q:252:TYR:CD2	2:Q:267:PHE:HA	2.57	0.40
2:R:185:HIS:CD2	2:R:439:GLU:OE2	2.73	0.40
1:D:254:THR:OG1	1:D:255:SER:N	2.54	0.40
1:F:261:LYS:C	1:F:263:LEU:H	2.28	0.40
2:M:573:PHE:HZ	2:R:375:LEU:HB3	1.86	0.40
2:N:97:VAL:HG12	2:N:102:LEU:HG	2.01	0.40
2:O:380:GLY:C	2:O:382:LEU:H	2.30	0.40
2:R:46:PHE:HB2	2:R:75:PHE:HB2	2.02	0.40
2:R:194:ILE:HD12	2:R:194:ILE:HG23	1.84	0.40
2:R:342:PHE:O	2:R:346:LEU:HD23	2.22	0.40
1:A:80:PHE:HD1	1:A:88:ILE:HG23	1.85	0.40
1:B:8:HIS:NE2	1:B:126:TYR:OH	2.54	0.40
1:C:214:ASN:HD21	1:C:251:SER:HA	1.87	0.40
1:D:119:ASN:OD1	1:D:120:PHE:N	2.55	0.40
1:E:34:GLN:NE2	1:E:48:ASN:HB2	2.36	0.40
1:E:42:ILE:HG12	1:E:43:ASP:H	1.86	0.40
1:F:166:THR:OG1	1:F:168:VAL:HG12	2.22	0.40
2:O:275:TYR:CE1	2:O:279:LEU:HD11	2.56	0.40
2:Q:231:GLU:OE2	2:Q:341:ARG:HD3	2.22	0.40
2:Q:335:PHE:N	2:Q:335:PHE:CD1	2.89	0.40
2:R:149:LYS:HE3	2:R:149:LYS:HB3	1.92	0.40
1:I:224:ILE:HD12	1:J:11:LYS:HE3	2.03	0.40

There are no symmetry-related clashes.

5.3 Torsion angles

5.3.1 Protein backbone

In the following table, the Percentiles column shows the percent Ramachandran outliers of the chain as a percentile score with respect to all PDB entries followed by that with respect to all EM

entries.

The Analysed column shows the number of residues for which the backbone conformation was analysed, and the total number of residues.

Mol	Chain	Analysed	Favoured	Allowed	Outliers	Percentiles	
1	A	434/436 (100%)	386 (89%)	47 (11%)	1 (0%)	44	63
1	B	434/436 (100%)	393 (91%)	39 (9%)	2 (0%)	25	41
1	C	434/436 (100%)	390 (90%)	44 (10%)	0	100	100
1	D	434/436 (100%)	402 (93%)	31 (7%)	1 (0%)	44	63
1	E	434/436 (100%)	396 (91%)	38 (9%)	0	100	100
1	F	434/436 (100%)	393 (91%)	40 (9%)	1 (0%)	44	63
1	G	428/436 (98%)	425 (99%)	3 (1%)	0	100	100
1	H	428/436 (98%)	422 (99%)	6 (1%)	0	100	100
1	I	428/436 (98%)	425 (99%)	3 (1%)	0	100	100
1	J	428/436 (98%)	423 (99%)	5 (1%)	0	100	100
1	K	428/436 (98%)	426 (100%)	2 (0%)	0	100	100
1	L	428/436 (98%)	426 (100%)	2 (0%)	0	100	100
2	M	583/585 (100%)	559 (96%)	23 (4%)	1 (0%)	44	63
2	N	583/585 (100%)	558 (96%)	25 (4%)	0	100	100
2	O	583/585 (100%)	551 (94%)	31 (5%)	1 (0%)	44	63
2	P	583/585 (100%)	551 (94%)	30 (5%)	2 (0%)	37	55
2	Q	573/585 (98%)	535 (93%)	37 (6%)	1 (0%)	44	63
2	R	574/585 (98%)	543 (95%)	31 (5%)	0	100	100
All	All	8651/8742 (99%)	8204 (95%)	437 (5%)	10 (0%)	50	70

All (10) Ramachandran outliers are listed below:

Mol	Chain	Res	Type
1	D	44	ILE
2	M	372	GLU
1	B	42	ILE
1	B	412	ASP
1	A	350	ILE
2	O	376	LYS
2	P	319	ASN
2	Q	523	LEU
1	F	50	THR
2	P	326	ALA

5.3.2 Protein sidechains ⓘ

In the following table, the Percentiles column shows the percent sidechain outliers of the chain as a percentile score with respect to all PDB entries followed by that with respect to all EM entries.

The Analysed column shows the number of residues for which the sidechain conformation was analysed, and the total number of residues.

Mol	Chain	Analysed	Rotameric	Outliers	Percentiles	
1	A	416/416 (100%)	415 (100%)	1 (0%)	92	96
1	B	416/416 (100%)	416 (100%)	0	100	100
1	C	416/416 (100%)	416 (100%)	0	100	100
1	D	416/416 (100%)	416 (100%)	0	100	100
1	E	416/416 (100%)	416 (100%)	0	100	100
1	F	416/416 (100%)	416 (100%)	0	100	100
1	G	411/416 (99%)	411 (100%)	0	100	100
1	H	411/416 (99%)	411 (100%)	0	100	100
1	I	411/416 (99%)	411 (100%)	0	100	100
1	J	411/416 (99%)	411 (100%)	0	100	100
1	K	411/416 (99%)	411 (100%)	0	100	100
1	L	411/416 (99%)	411 (100%)	0	100	100
2	M	542/542 (100%)	542 (100%)	0	100	100
2	N	542/542 (100%)	542 (100%)	0	100	100
2	O	542/542 (100%)	542 (100%)	0	100	100
2	P	542/542 (100%)	542 (100%)	0	100	100
2	Q	535/542 (99%)	535 (100%)	0	100	100
2	R	536/542 (99%)	536 (100%)	0	100	100
All	All	8201/8244 (100%)	8200 (100%)	1 (0%)	100	100

All (1) residues with a non-rotameric sidechain are listed below:

Mol	Chain	Res	Type
1	A	46	ASN

Sometimes sidechains can be flipped to improve hydrogen bonding and reduce clashes. All (83) such sidechains are listed below:

Mol	Chain	Res	Type
1	A	75	GLN
1	A	278	ASN
1	A	335	HIS
1	A	381	ASN
1	A	390	ASN
1	A	414	ASN
1	A	417	ASN
1	B	51	ASN
1	B	335	HIS
1	C	8	HIS
1	C	16	GLN
1	C	75	GLN
1	C	236	ASN
1	C	344	GLN
1	D	79	HIS
1	D	269	ASN
1	E	34	GLN
1	E	191	ASN
1	F	87	ASN
1	F	236	ASN
1	F	278	ASN
1	F	414	ASN
1	F	417	ASN
2	M	197	ASN
2	M	310	ASN
2	M	319	ASN
2	M	441	HIS
2	M	501	ASN
2	N	12	HIS
2	N	40	GLN
2	N	44	HIS
2	N	122	ASN
2	N	203	ASN
2	N	336	ASN
2	N	417	HIS
2	N	478	GLN
2	N	492	ASN
2	N	505	GLN
2	N	506	ASN
2	O	122	ASN
2	O	203	ASN
2	O	240	GLN
2	O	377	GLN

Continued on next page...

Continued from previous page...

Mol	Chain	Res	Type
2	P	32	GLN
2	P	178	HIS
2	P	240	GLN
2	P	306	GLN
2	P	328	ASN
2	P	358	GLN
2	P	377	GLN
2	Q	12	HIS
2	Q	203	ASN
2	Q	233	ASN
2	Q	236	ASN
2	Q	270	ASN
2	Q	319	ASN
2	Q	357	ASN
2	Q	358	GLN
2	R	197	ASN
2	R	240	GLN
2	R	268	ASN
2	R	515	ASN
2	R	556	GLN
1	G	46	ASN
1	G	54	GLN
1	G	342	ASN
1	H	46	ASN
1	H	75	GLN
1	H	269	ASN
1	H	270	GLN
1	I	18	ASN
1	I	46	ASN
1	I	54	GLN
1	I	75	GLN
1	J	46	ASN
1	J	54	GLN
1	J	270	GLN
1	J	417	ASN
1	K	18	ASN
1	K	46	ASN
1	L	46	ASN
1	L	75	GLN
1	L	262	GLN

5.3.3 RNA [i](#)

There are no RNA molecules in this entry.

5.4 Non-standard residues in protein, DNA, RNA chains [i](#)

There are no non-standard protein/DNA/RNA residues in this entry.

5.5 Carbohydrates [i](#)

There are no oligosaccharides in this entry.

5.6 Ligand geometry [i](#)

There are no ligands in this entry.

5.7 Other polymers [i](#)

There are no such residues in this entry.

5.8 Polymer linkage issues [i](#)

There are no chain breaks in this entry.

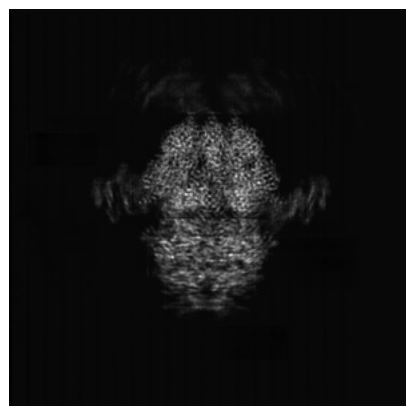
6 Map visualisation [i](#)

This section contains visualisations of the EMDB entry EMD-45125. These allow visual inspection of the internal detail of the map and identification of artifacts.

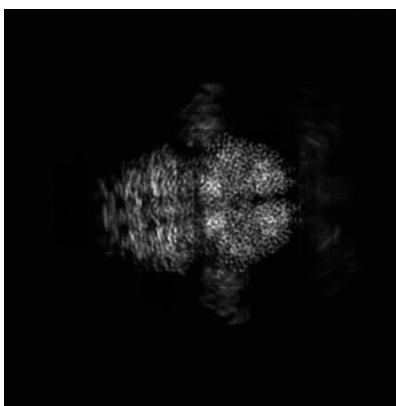
Images derived from a raw map, generated by summing the deposited half-maps, are presented below the corresponding image components of the primary map to allow further visual inspection and comparison with those of the primary map.

6.1 Orthogonal projections [i](#)


6.1.1 Primary map



X




Y

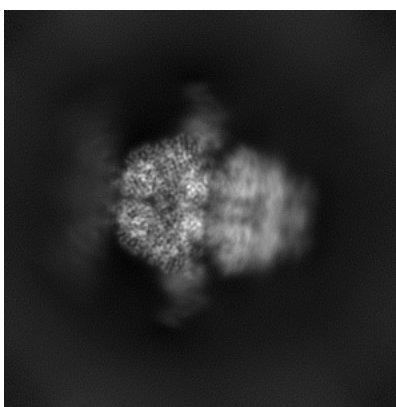


Z

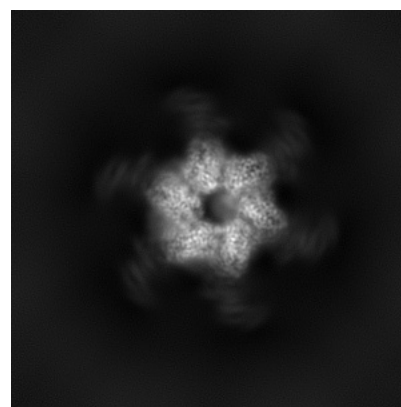
6.1.2 Raw map



X



Y



Z

The images above show the map projected in three orthogonal directions.

6.2 Central slices [i](#)

6.2.1 Primary map



X Index: 168

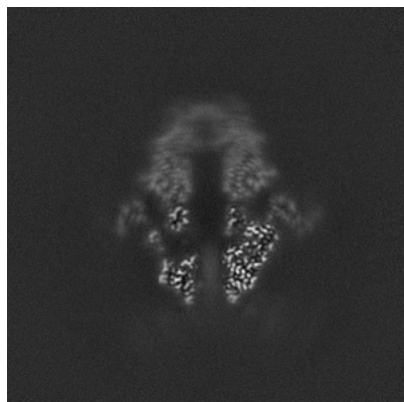


Y Index: 168

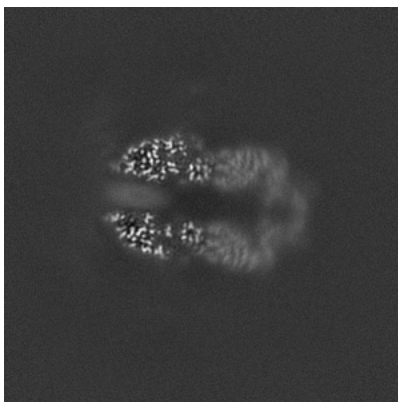


Z Index: 168

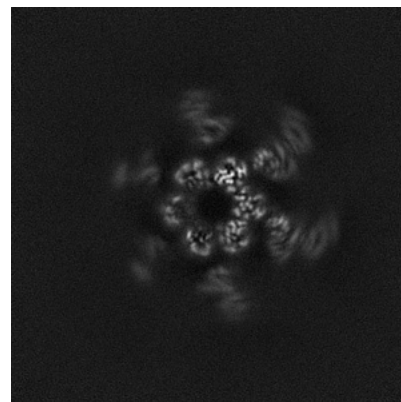
6.2.2 Raw map



X Index: 168



Y Index: 168



Z Index: 168

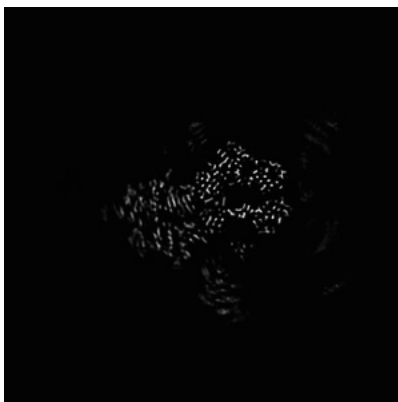
The images above show central slices of the map in three orthogonal directions.

6.3 Largest variance slices [i](#)


6.3.1 Primary map



X Index: 186

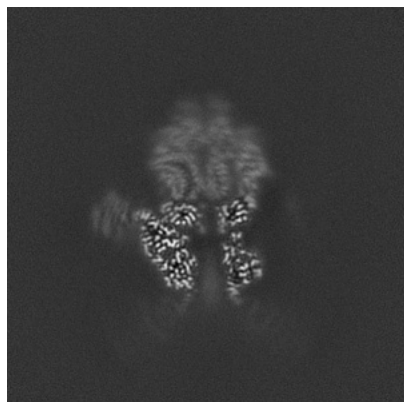


Y Index: 196

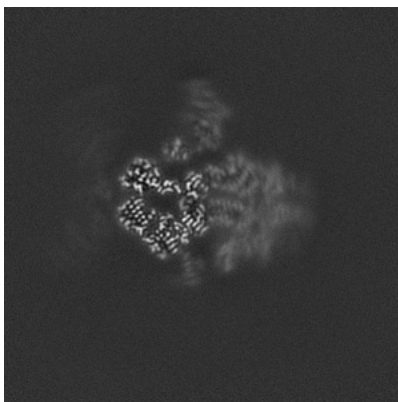


Z Index: 180

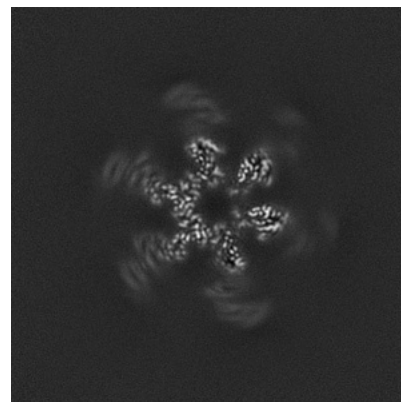
6.3.2 Raw map



X Index: 186



Y Index: 143




Z Index: 151


The images above show the largest variance slices of the map in three orthogonal directions.

6.4 Orthogonal standard-deviation projections (False-color) [i](#)


6.4.1 Primary map



X

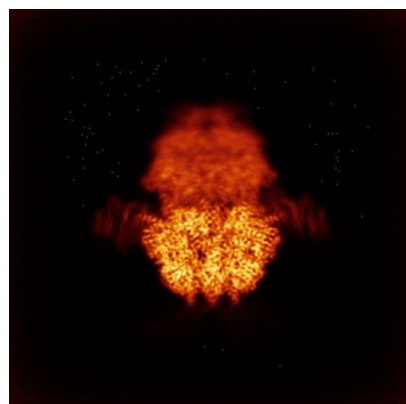


Y

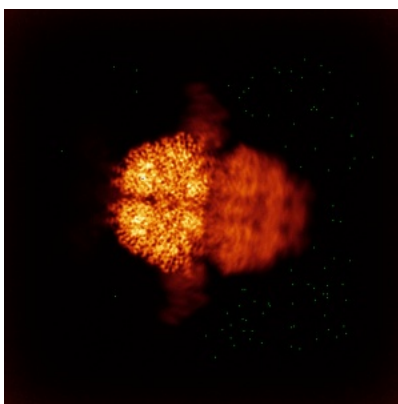


Z

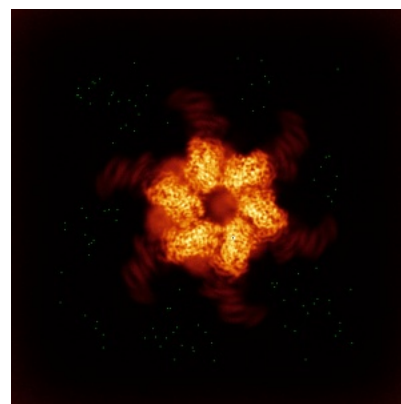
6.4.2 Raw map



X



Y




Z

The images above show the map standard deviation projections with false color in three orthogonal directions. Minimum values are shown in green, max in blue, and dark to light orange shades represent small to large values respectively.


6.5 Orthogonal surface views [i](#)

6.5.1 Primary map



The images above show the 3D surface view of the map at the recommended contour level 0.02. These images, in conjunction with the slice images, may facilitate assessment of whether an appropriate contour level has been provided.

6.5.2 Raw map



These images show the 3D surface of the raw map. The raw map's contour level was selected so that its surface encloses the same volume as the primary map does at its recommended contour level.

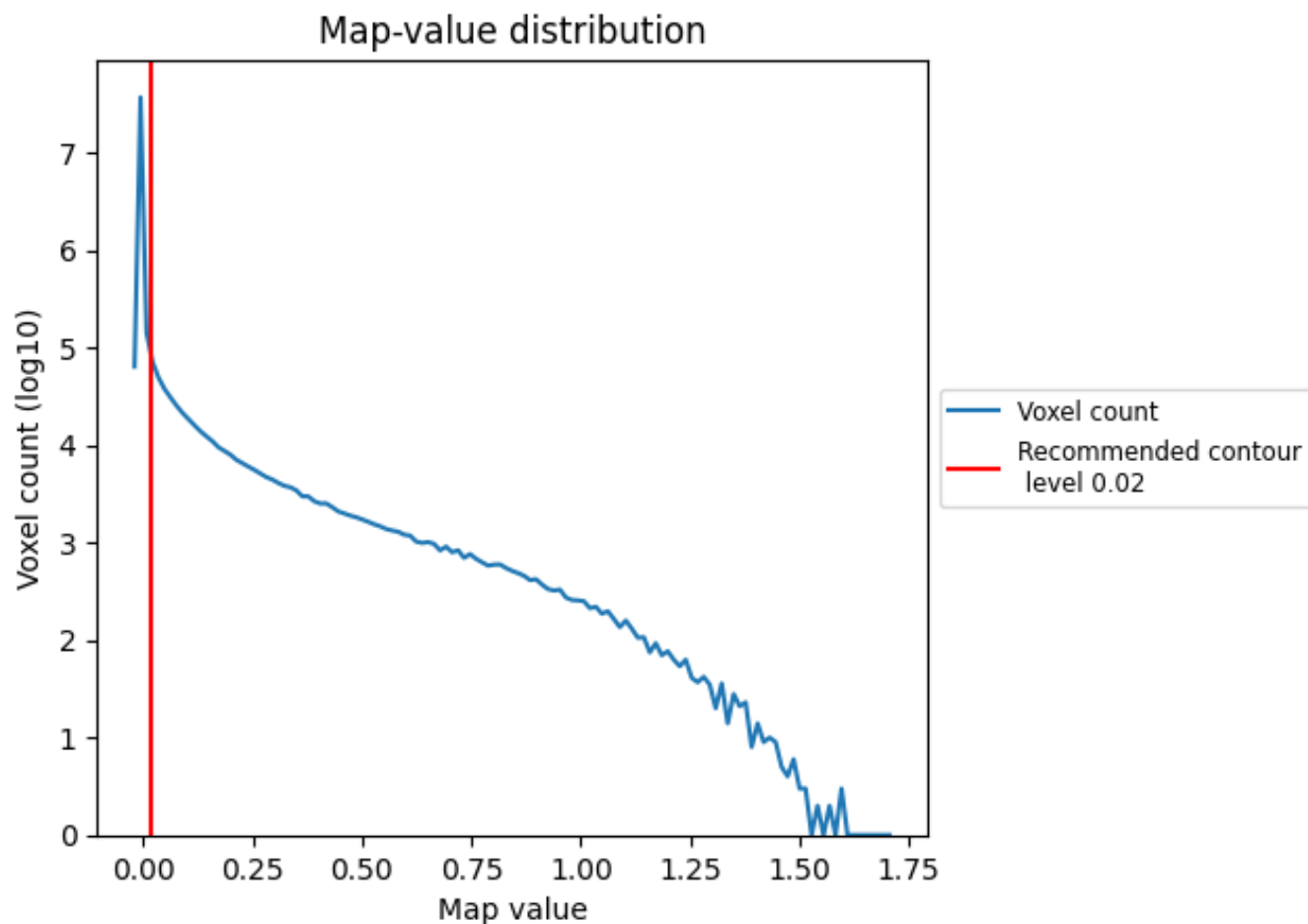
6.6 Mask visualisation [i](#)

This section was not generated. No masks/segmentation were deposited.

7 Map analysis [i](#)

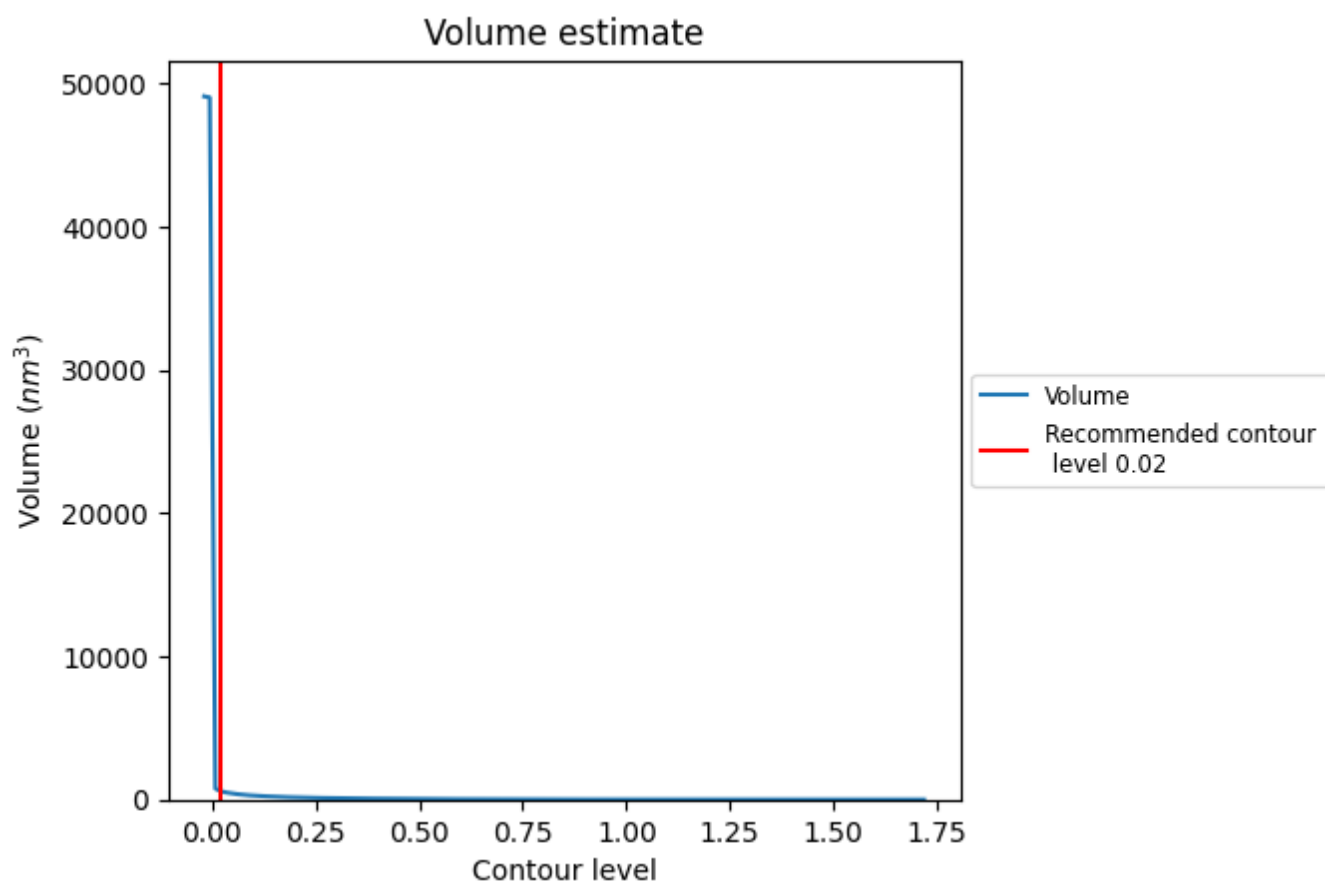
This section contains the results of statistical analysis of the map.

7.1 Map-value distribution [i](#)



The map-value distribution is plotted in 128 intervals along the x-axis. The y-axis is logarithmic. A spike in this graph at zero usually indicates that the volume has been masked.

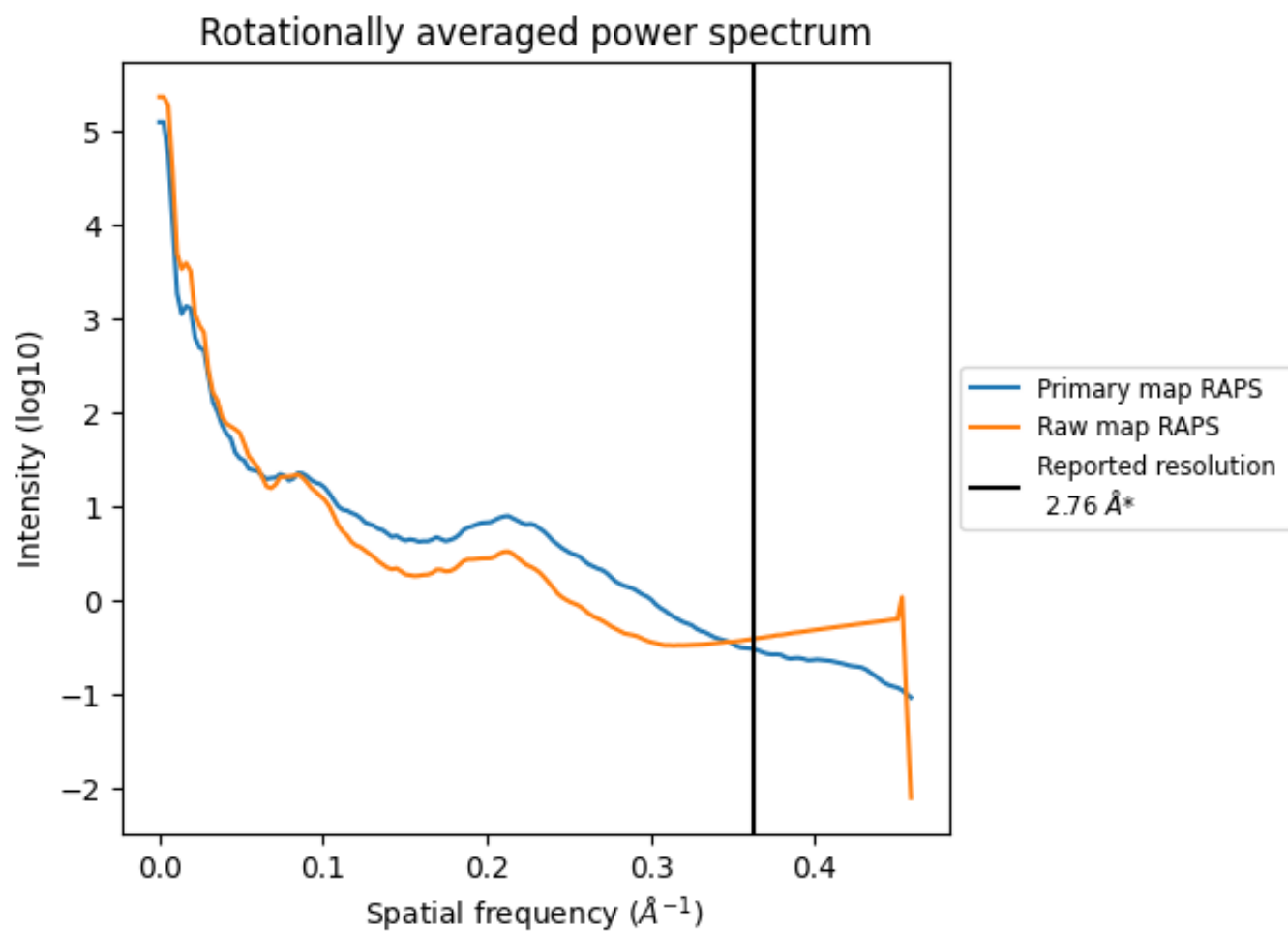
7.2 Volume estimate [i](#)



The volume at the recommended contour level is 599 nm³; this corresponds to an approximate mass of 541 kDa.

The volume estimate graph shows how the enclosed volume varies with the contour level. The recommended contour level is shown as a vertical line and the intersection between the line and the curve gives the volume of the enclosed surface at the given level.

7.3 Rotationally averaged power spectrum ⓘ

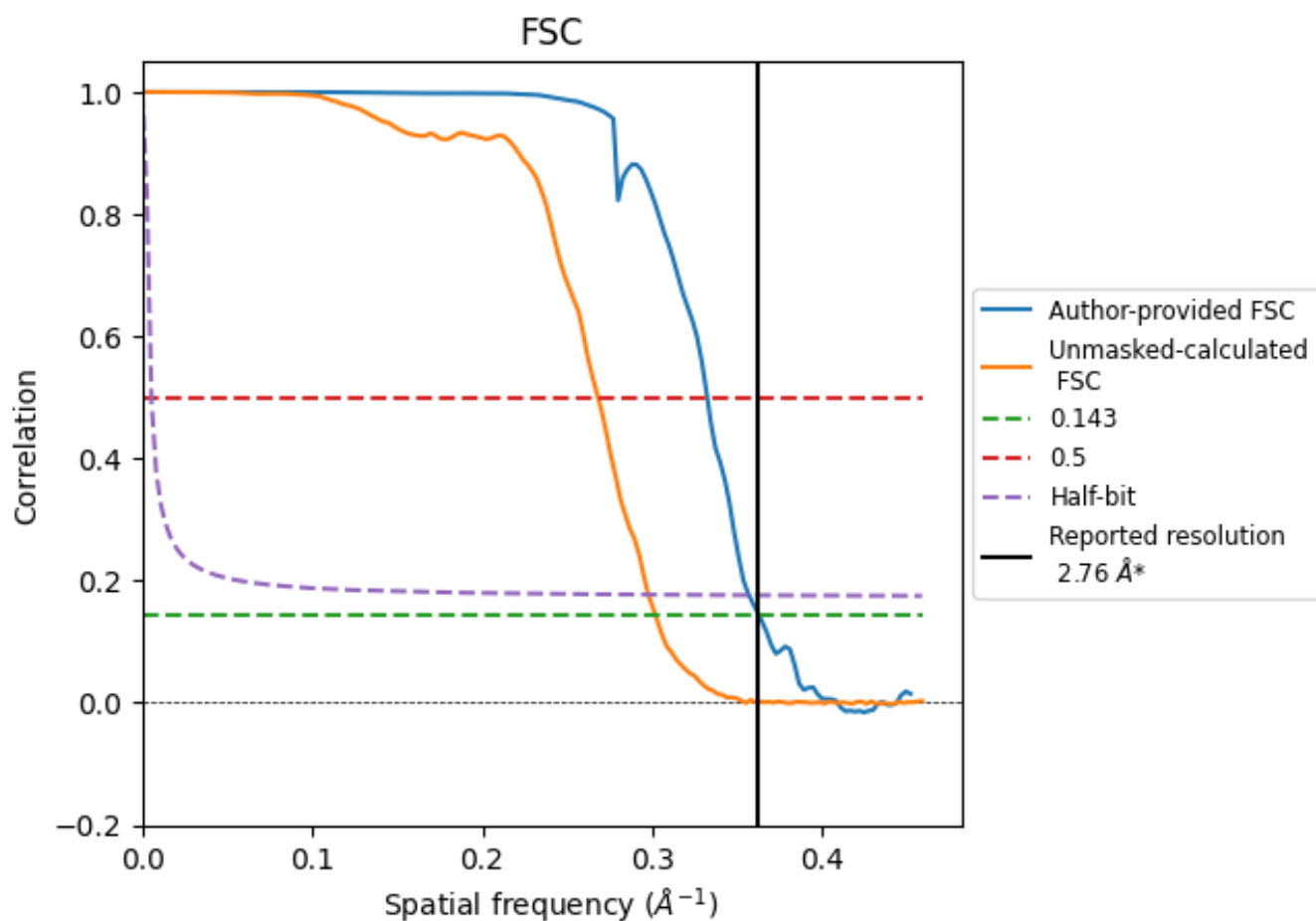


*Reported resolution corresponds to spatial frequency of 0.362 Å⁻¹

8 Fourier-Shell correlation [i](#)

Fourier-Shell Correlation (FSC) is the most commonly used method to estimate the resolution of single-particle and subtomogram-averaged maps. The shape of the curve depends on the imposed symmetry, mask and whether or not the two 3D reconstructions used were processed from a common reference. The reported resolution is shown as a black line. A curve is displayed for the half-bit criterion in addition to lines showing the 0.143 gold standard cut-off and 0.5 cut-off.

8.1 FSC [i](#)



*Reported resolution corresponds to spatial frequency of 0.362 \AA^{-1}

8.2 Resolution estimates [i](#)

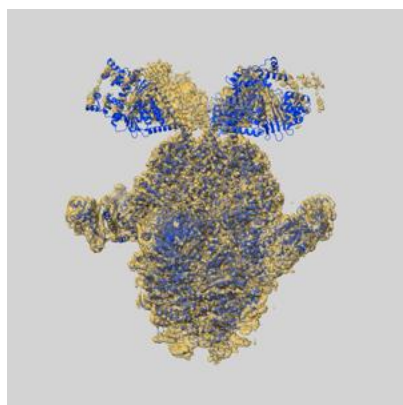
Resolution estimate (Å)	Estimation criterion (FSC cut-off)		
	0.143	0.5	Half-bit
Reported by author	2.76	-	-
Author-provided FSC curve	2.76	3.01	2.80
Unmasked-calculated*	3.31	3.73	3.36

*Resolution estimate based on FSC curve calculated by comparison of deposited half-maps. The value from deposited half-maps intersecting FSC 0.143 CUT-OFF 3.31 differs from the reported value 2.76 by more than 10 %

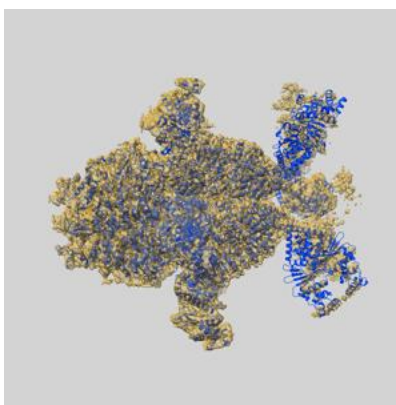
9 Map-model fit [i](#)

This section contains information regarding the fit between EMDB map EMD-45125 and PDB model 9C1N. Per-residue inclusion information can be found in section 3 on page 6.

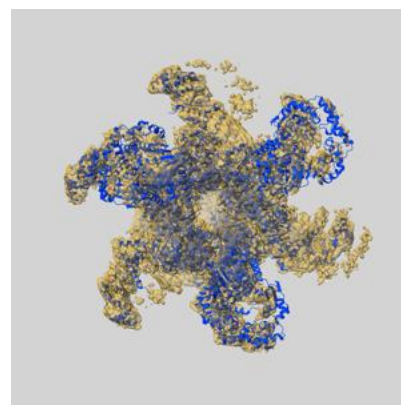
9.1 Map-model overlay [i](#)



X



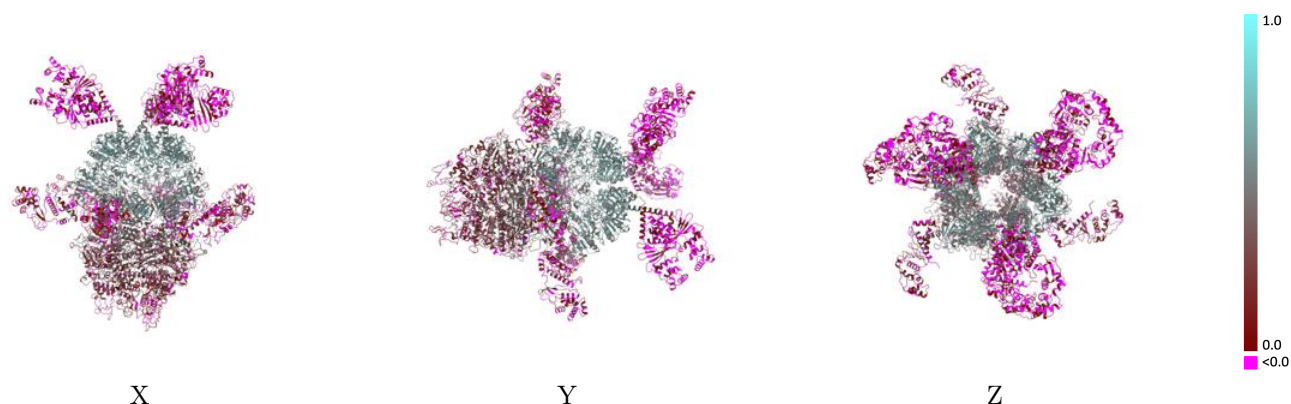
Y



Z


The images above show the 3D surface view of the map at the recommended contour level 0.02 at 50% transparency in yellow overlaid with a ribbon representation of the model coloured in blue. These images allow for the visual assessment of the quality of fit between the atomic model and the map.

9.2 Q-score mapped to coordinate model [i](#)



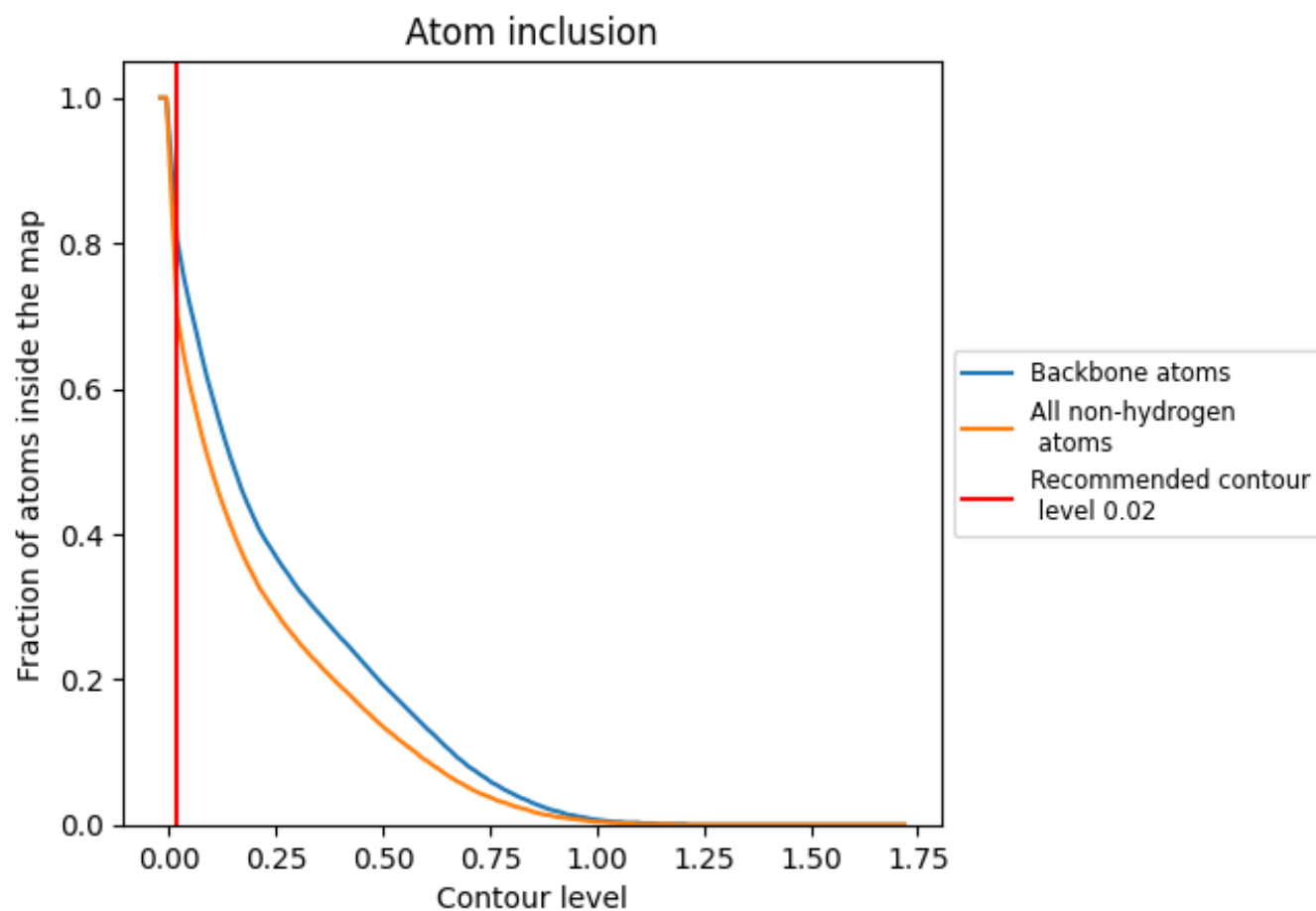
The images above show the model with each residue coloured according to its Q-score. This shows their resolvability in the map with higher Q-score values reflecting better resolvability. Please note: Q-score is calculating the resolvability of atoms, and thus high values are only expected at resolutions at which atoms can be resolved. Low Q-score values may therefore be expected for many entries.

9.3 Atom inclusion mapped to coordinate model [i](#)



The images above show the model with each residue coloured according to its atom inclusion. This shows to what extent they are inside the map at the recommended contour level (0.02).







































9.4 Atom inclusion ⓘ



At the recommended contour level, 80% of all backbone atoms, 70% of all non-hydrogen atoms, are inside the map.

9.5 Map-model fit summary

The table lists the average atom inclusion at the recommended contour level (0.02) and Q-score for the entire model and for each chain.

Chain	Atom inclusion	Q-score
All	 0.6990	 0.2690
A	 0.7510	 0.2710
B	 0.7280	 0.2610
C	 0.7410	 0.2700
D	 0.7490	 0.2710
E	 0.7560	 0.2850
F	 0.7300	 0.2700
G	 0.5430	 0.2370
H	 0.4820	 0.2300
I	 0.5230	 0.2360
J	 0.4740	 0.2290
K	 0.5200	 0.2300
L	 0.4530	 0.2210
M	 0.8300	 0.3060
N	 0.8300	 0.3050
O	 0.8240	 0.3070
P	 0.7990	 0.2790
Q	 0.8050	 0.2870
R	 0.8020	 0.2870

