



## Full wwPDB EM Validation Report ⓘ

Aug 11, 2025 – 02:10 PM EDT

PDB ID : 9D48 / pdb\_00009d48  
EMDB ID : EMD-46553  
Title : Atomic model of Ketoacyl Reductase domain and 4 helical bundle of *Candida albicans* Fatty Acid Synthase (FAS) in complex with Palmitoyl-CoA (in vivo binding)  
Authors : Hasan, N.S.M.; Keszei, F.A.A.; Mazhab-Jafari, M.T.  
Deposited on : 2024-08-12  
Resolution : 2.66 Å (reported)  
Based on initial model : 6U5V

This is a Full wwPDB EM Validation Report for a publicly released PDB entry.

We welcome your comments at [validation@mail.wwpdb.org](mailto:validation@mail.wwpdb.org)

A user guide is available at

<https://www.wwpdb.org/validation/2017/EMValidationReportHelp>

with specific help available everywhere you see the ⓘ symbol.

The types of validation reports are described at

<http://www.wwpdb.org/validation/2017/FAQs#types>.

---

The following versions of software and data (see [references ⓘ](#)) were used in the production of this report:

EMDB validation analysis : 0.0.1.dev126  
Mogul : 2022.3.0, CSD as543be (2022)  
MolProbity : 4-5-2 with Phenix2.0rc1  
buster-report : 1.1.7 (2018)  
Percentile statistics : 20231227.v01 (using entries in the PDB archive December 27th 2023)  
MapQ : 1.9.13  
Ideal geometry (proteins) : Engh & Huber (2001)  
Ideal geometry (DNA, RNA) : Parkinson et al. (1996)  
Validation Pipeline (wwPDB-VP) : 2.45.1

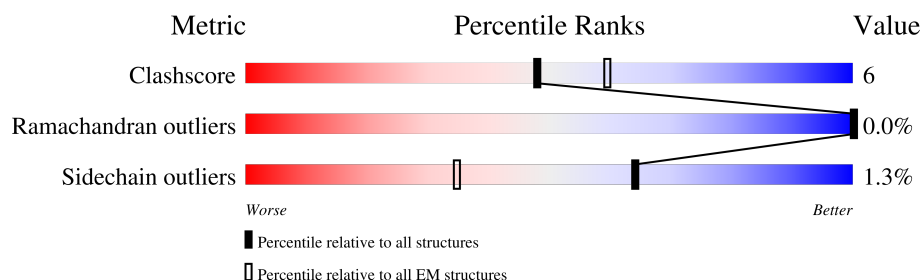
# 1 Overall quality at a glance

The following experimental techniques were used to determine the structure:

*ELECTRON MICROSCOPY*

The reported resolution of this entry is 2.66 Å.

Percentile scores (ranging between 0-100) for global validation metrics of the entry are shown in the following graphic. The table shows the number of entries on which the scores are based.





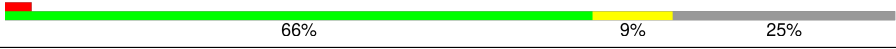

Metric	Whole archive (#Entries)	EM structures (#Entries)
Clashscore	210492	15764
Ramachandran outliers	207382	16835
Sidechain outliers	206894	16415

The table below summarises the geometric issues observed across the polymeric chains and their fit to the map. The red, orange, yellow and green segments of the bar indicate the fraction of residues that contain outliers for  $\geq 3$ , 2, 1 and 0 types of geometric quality criteria respectively. A grey segment represents the fraction of residues that are not modelled. The numeric value for each fraction is indicated below the corresponding segment, with a dot representing fractions  $\leq 5\%$ . The upper red bar (where present) indicates the fraction of residues that have poor fit to the EM map (all-atom inclusion  $< 40\%$ ). The numeric value is given above the bar.

Mol	Chain	Length	Quality of chain
1	A	2037	
1	E	2037	
1	I	2037	
1	M	2037	
1	Q	2037	
1	W	2037	
2	B	1885	
2	F	1885	

*Continued on next page...*

*Continued from previous page...*

Mol	Chain	Length	Quality of chain
2	G	1885	 64%11%25%
2	N	1885	 64%11%25%
2	R	1885	 66%9%25%
2	X	1885	 64%11%25%

## 2 Entry composition [i](#)

There are 4 unique types of molecules in this entry. The entry contains 163304 atoms, of which 0 are hydrogens and 0 are deuteriums.

In the tables below, the AltConf column contains the number of residues with at least one atom in alternate conformation and the Trace column contains the number of residues modelled with at most 2 atoms.

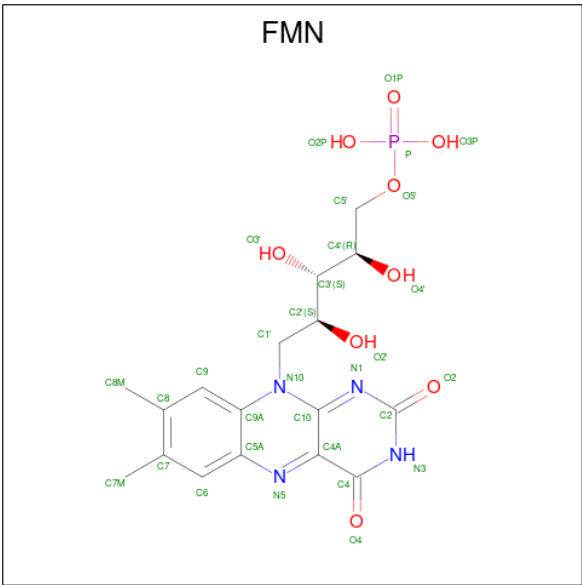
- Molecule 1 is a protein called Fatty acid synthase subunit beta.

Mol	Chain	Residues	Atoms					AltConf	Trace
1	A	2031	Total	C	N	O	S	0	0
			15784	10146	2631	2955	52		
1	E	2031	Total	C	N	O	S	0	0
			15784	10146	2631	2955	52		
1	I	2031	Total	C	N	O	S	0	0
			15784	10146	2631	2955	52		
1	M	2031	Total	C	N	O	S	0	0
			15784	10146	2631	2955	52		
1	Q	2031	Total	C	N	O	S	0	0
			15784	10146	2631	2955	52		
1	W	2031	Total	C	N	O	S	0	0
			15784	10146	2631	2955	52		

- Molecule 2 is a protein called Fatty acid synthase subunit alpha.

Mol	Chain	Residues	Atoms					AltConf	Trace
2	B	1421	Total	C	N	O	S	0	0
			11066	7037	1866	2117	46		
2	F	1421	Total	C	N	O	S	0	0
			11066	7037	1866	2117	46		
2	G	1421	Total	C	N	O	S	0	0
			11066	7037	1866	2117	46		
2	N	1421	Total	C	N	O	S	0	0
			11066	7037	1866	2117	46		
2	R	1421	Total	C	N	O	S	0	0
			11066	7037	1866	2117	46		
2	X	1421	Total	C	N	O	S	0	0
			11066	7037	1866	2117	46		

- Molecule 3 is FLAVIN MONONUCLEOTIDE (CCD ID: FMN) (formula:  $C_{17}H_{21}N_4O_9P$ ).



Mol	Chain	Residues	Atoms					AltConf
3	A	1	Total	C	N	O	P	0
			31	17	4	9	1	
3	E	1	Total	C	N	O	P	0
			31	17	4	9	1	
3	I	1	Total	C	N	O	P	0
			31	17	4	9	1	
3	M	1	Total	C	N	O	P	0
			31	17	4	9	1	
3	Q	1	Total	C	N	O	P	0
			31	17	4	9	1	
3	W	1	Total	C	N	O	P	0
			31	17	4	9	1	

- Molecule 4 is water.

Mol	Chain	Residues	Atoms		AltConf
4	A	80	Total	O	0
			80	80	
4	B	250	Total	O	0
			250	250	
4	E	84	Total	O	0
			84	84	
4	F	256	Total	O	0
			256	256	
4	G	266	Total	O	0
			266	266	
4	I	74	Total	O	0
			74	74	

Continued on next page...


*Continued from previous page...*

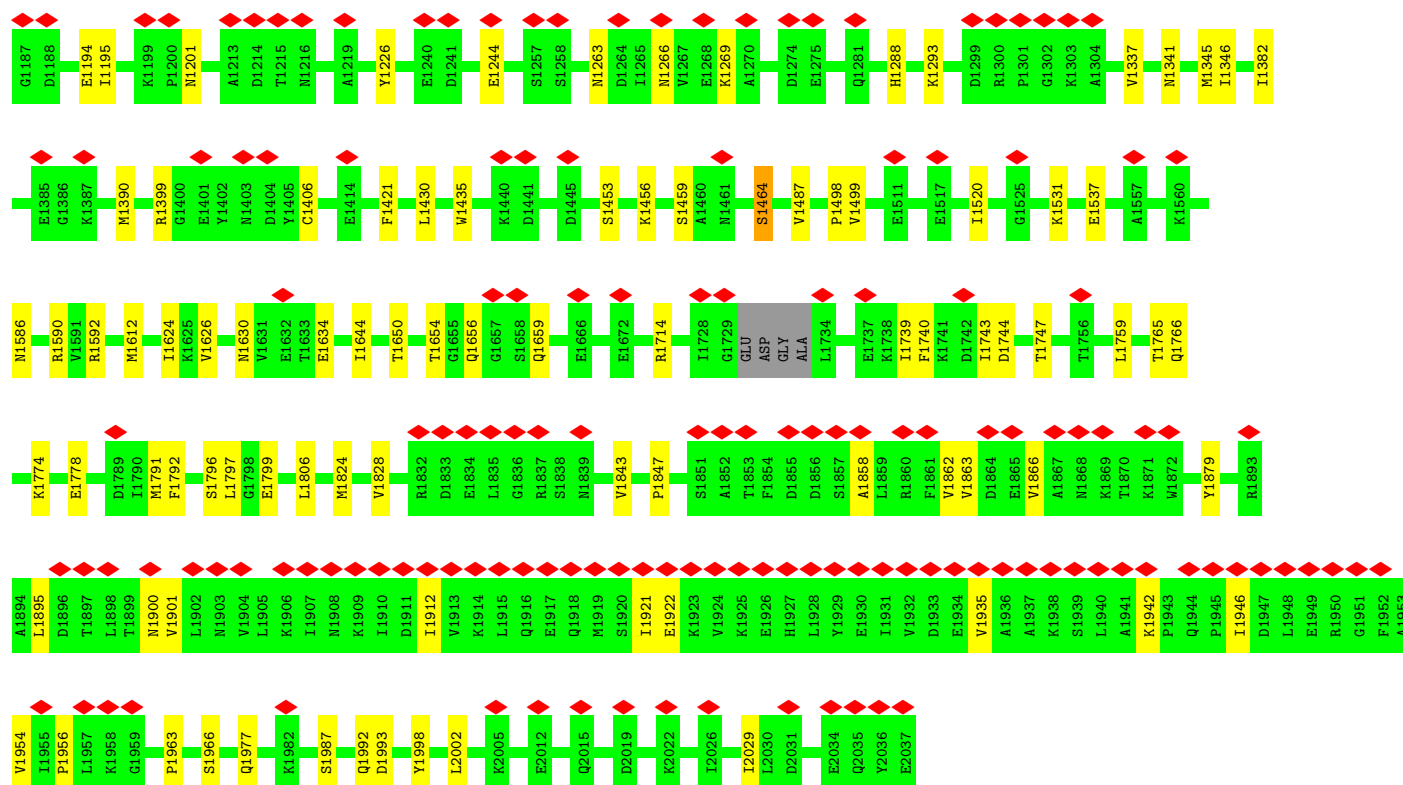
Mol	Chain	Residues	Atoms		AltConf
4	M	73	Total 73	O 73	0
4	N	263	Total 263	O 263	0
4	Q	84	Total 84	O 84	0
4	R	247	Total 247	O 247	0
4	W	86	Total 86	O 86	0
4	X	255	Total 255	O 255	0

### 3 Residue-property plots

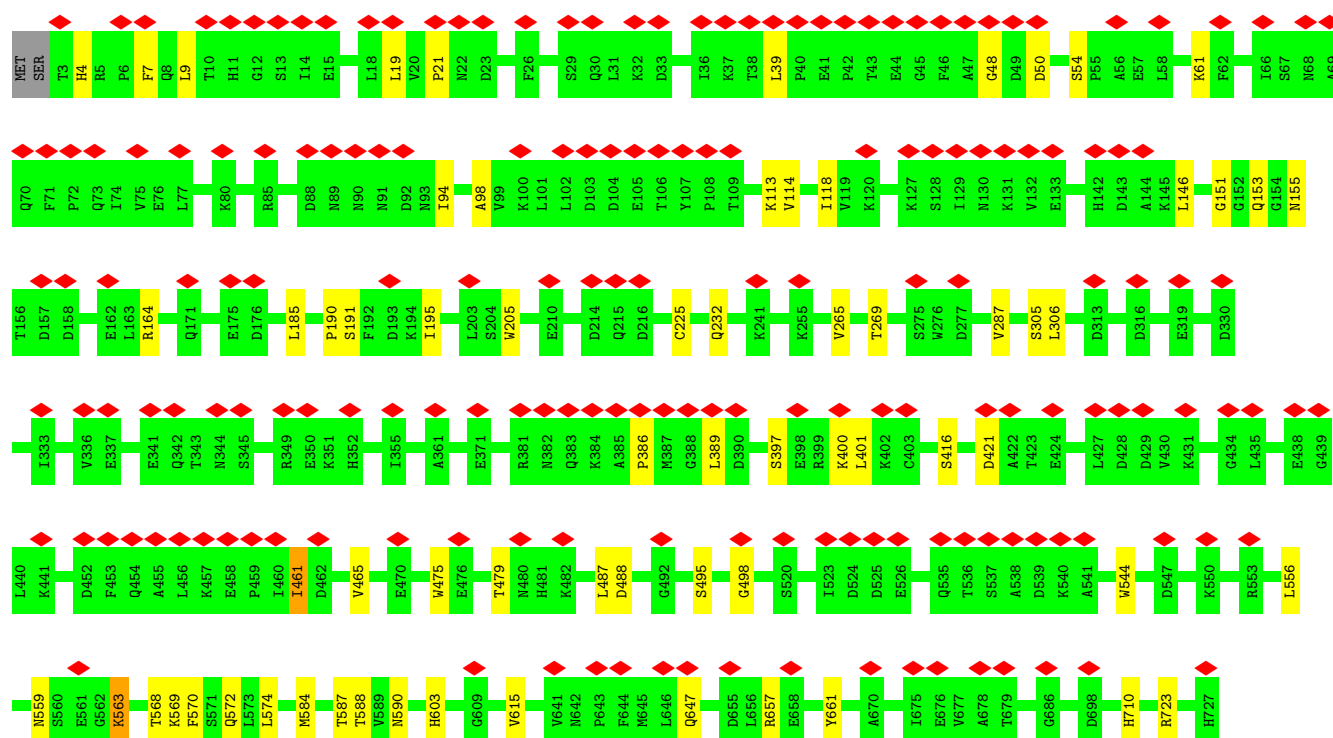
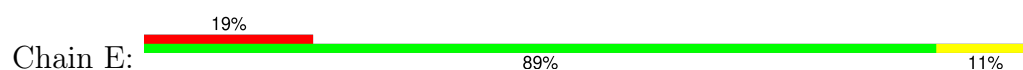
These plots are drawn for all protein, RNA, DNA and oligosaccharide chains in the entry. The first graphic for a chain summarises the proportions of the various outlier classes displayed in the second graphic. The second graphic shows the sequence view annotated by issues in geometry and atom inclusion in map density. Residues are color-coded according to the number of geometric quality criteria for which they contain at least one outlier: green = 0, yellow = 1, orange = 2 and red = 3 or more. A red diamond above a residue indicates a poor fit to the EM map for this residue (all-atom inclusion < 40%). Stretches of 2 or more consecutive residues without any outlier are shown as a green connector. Residues present in the sample, but not in the model, are shown in grey.

#### • Molecule 1: Fatty acid synthase subunit beta

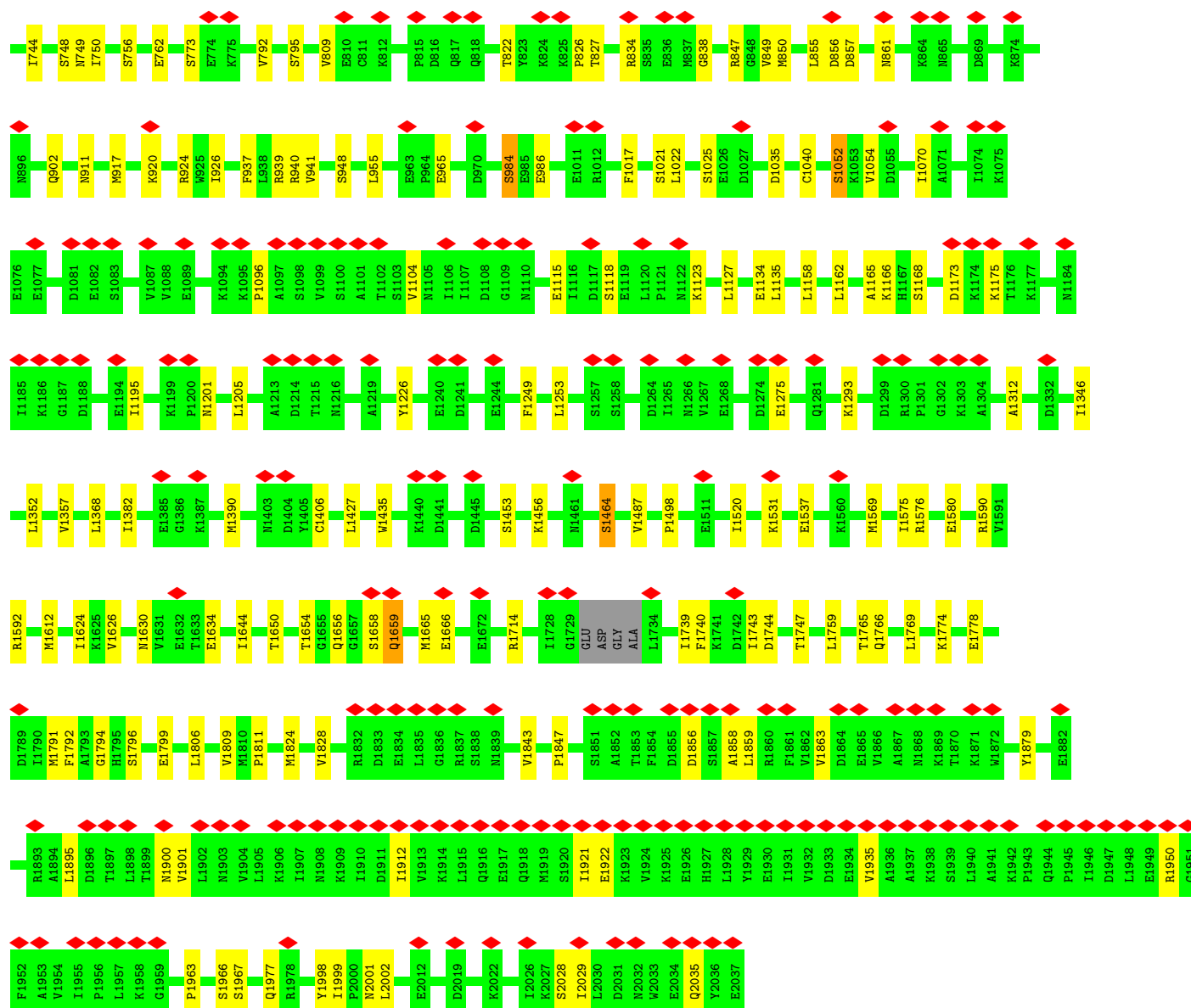




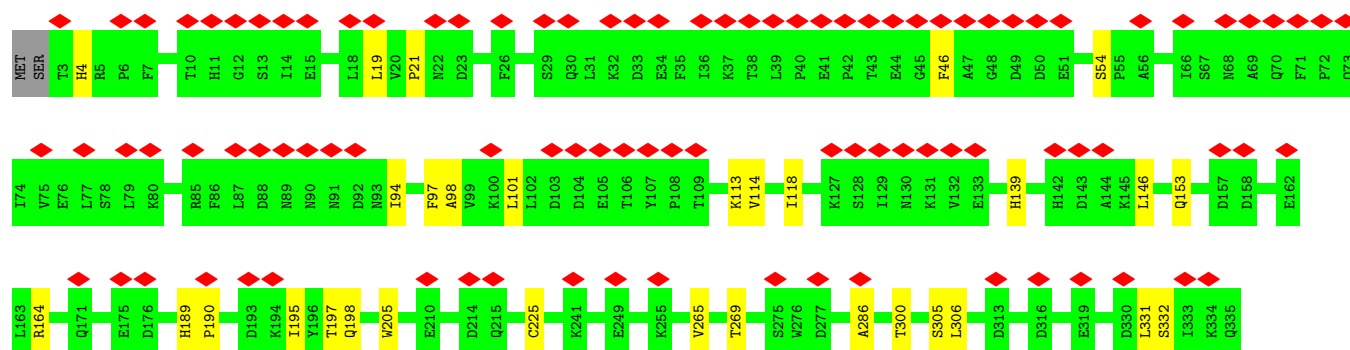
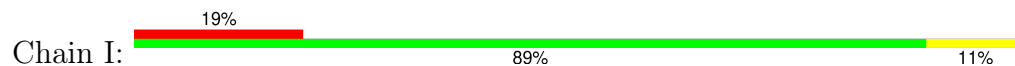
• Molecule 1: Fatty acid synthase subunit beta









• Molecule 1: Fatty acid synthase subunit beta


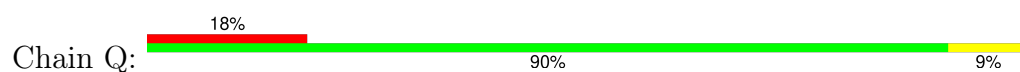


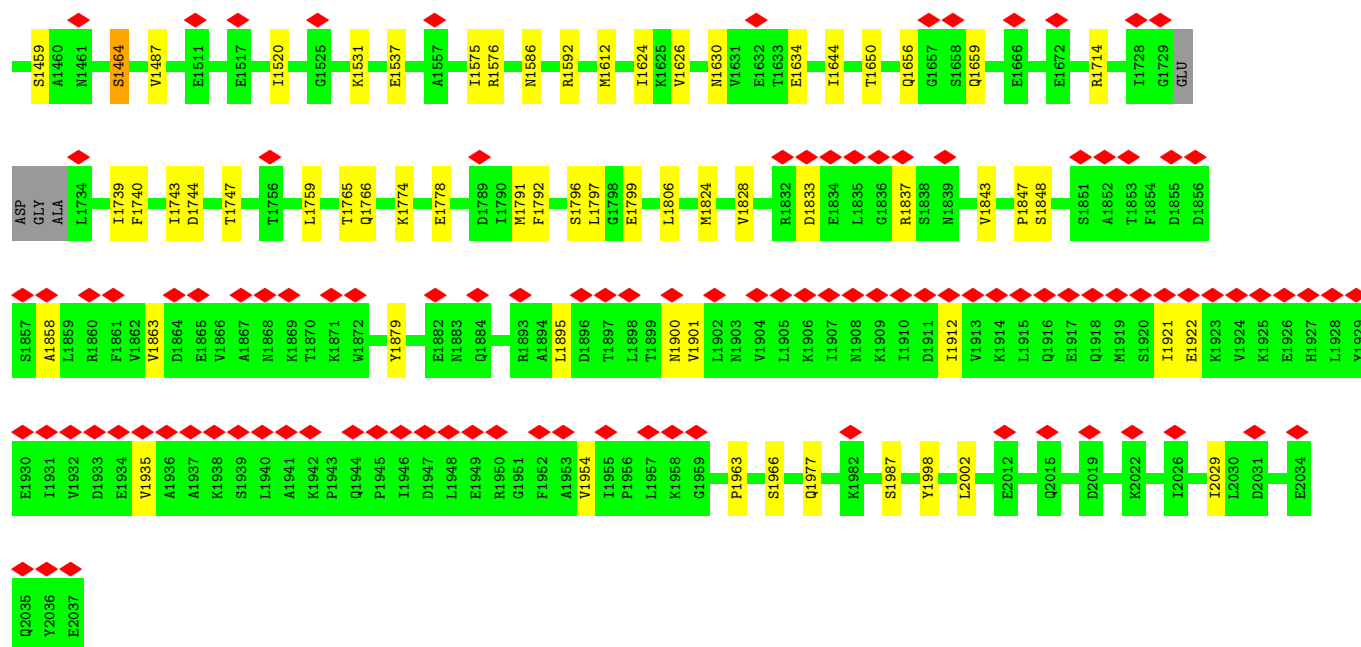




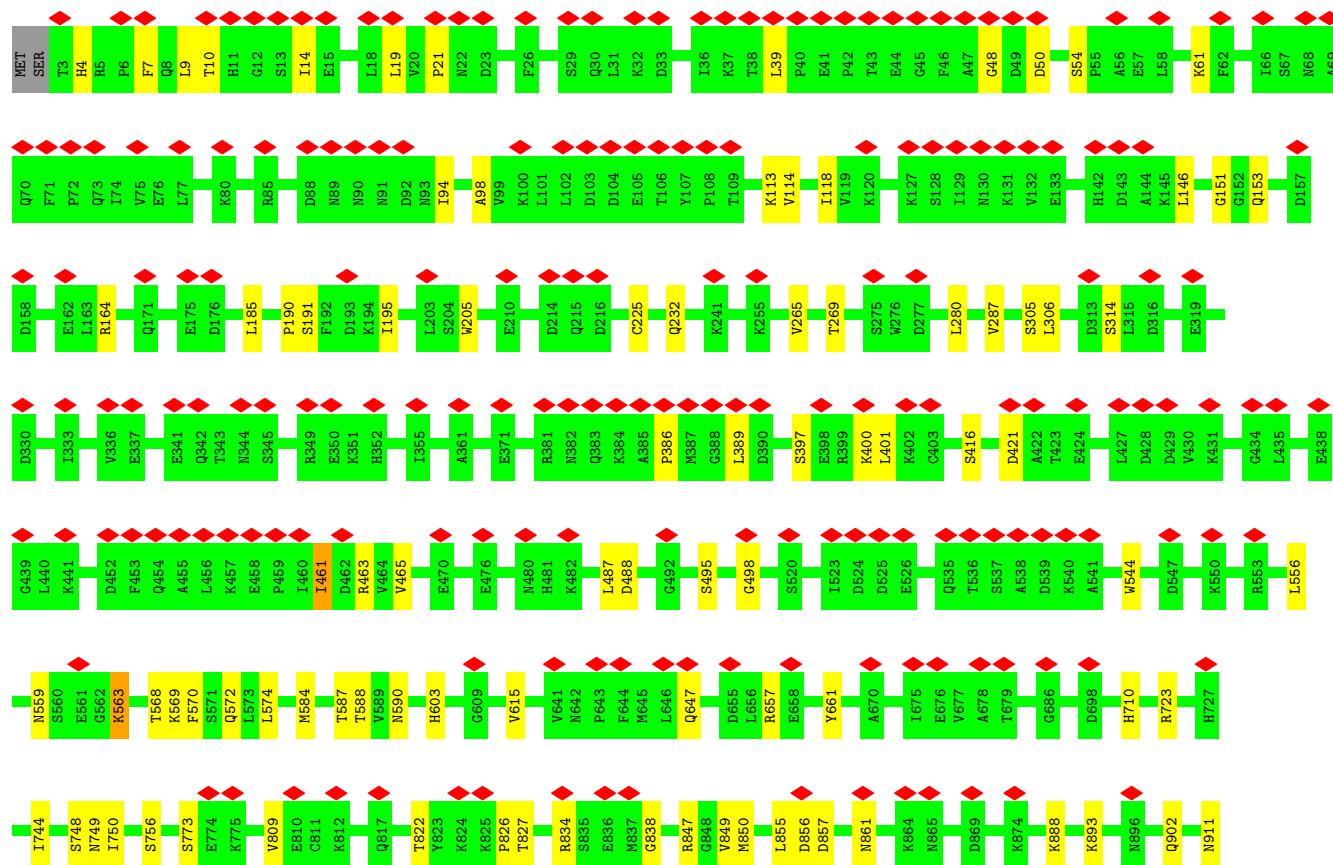
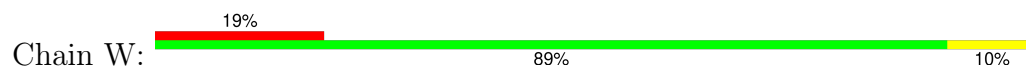



• Molecule 1: Fatty acid synthase subunit beta





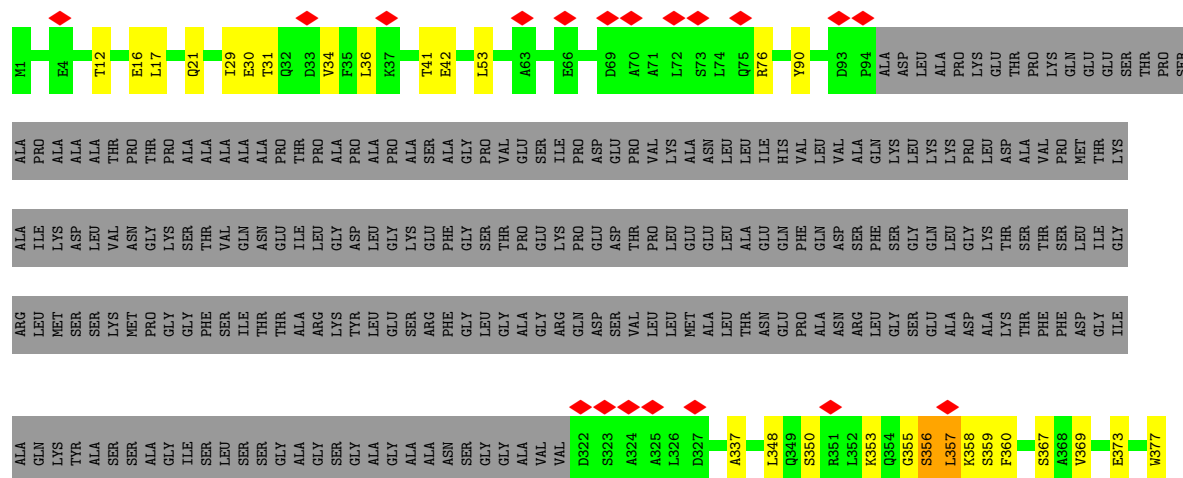
• Molecule 1: Fatty acid synthase subunit beta

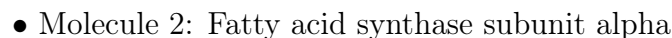




• Molecule 2: Fatty acid synthase subunit alpha

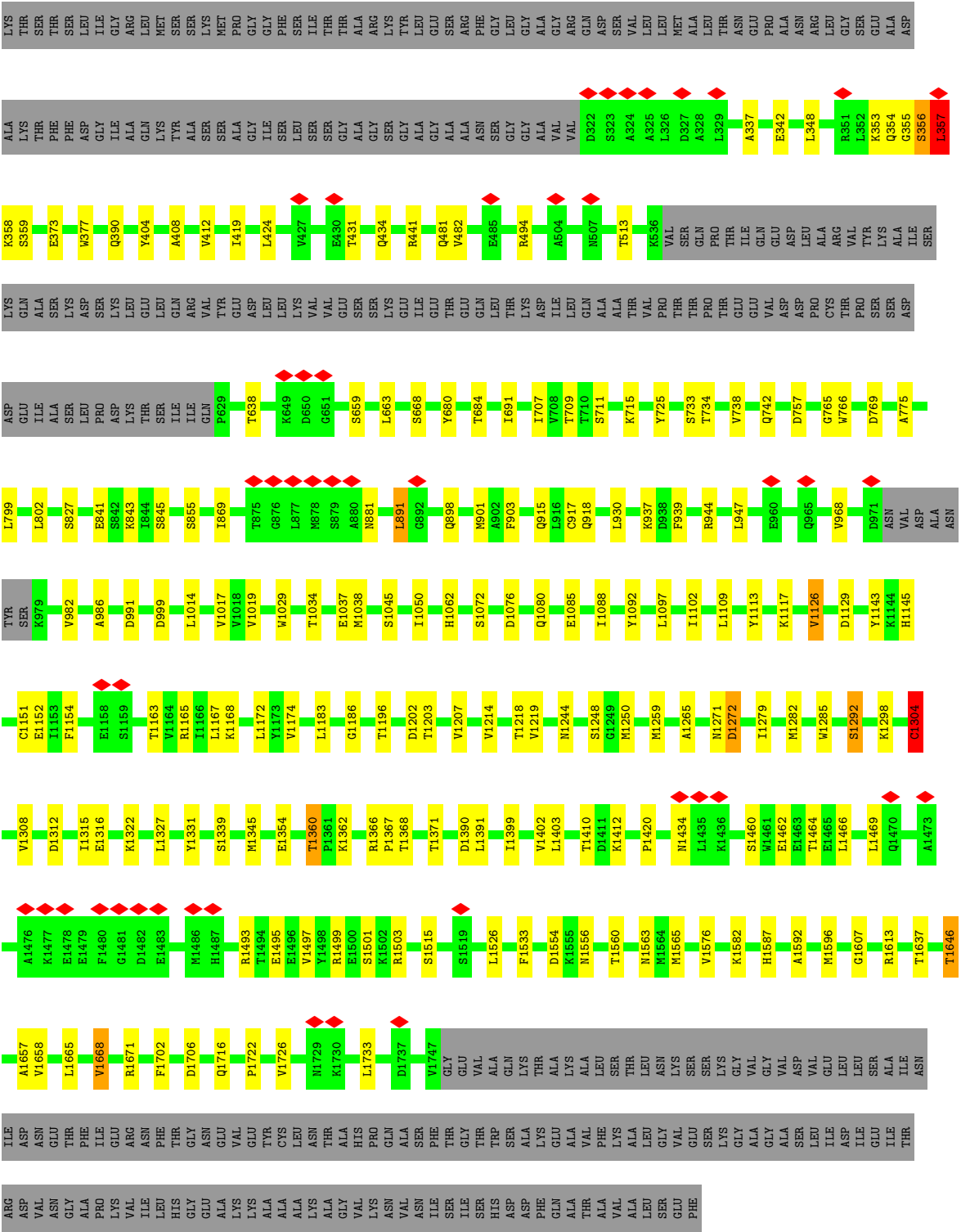
Chain B: 64% 11% 25%



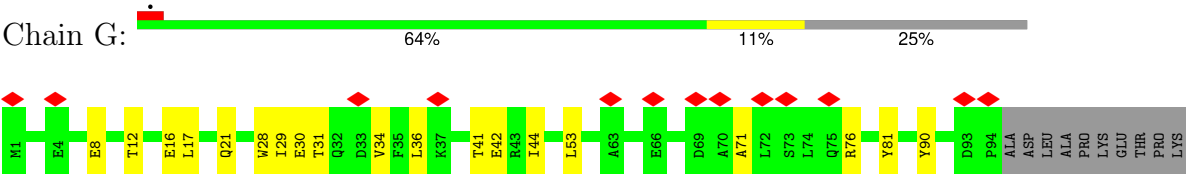


Frequency	Percentage
Daily	64%
Weekly	11%
Monthly	25%





● Molecule 2: Fatty acid synthase subunit alpha

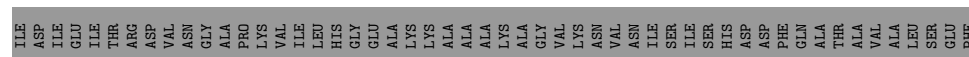
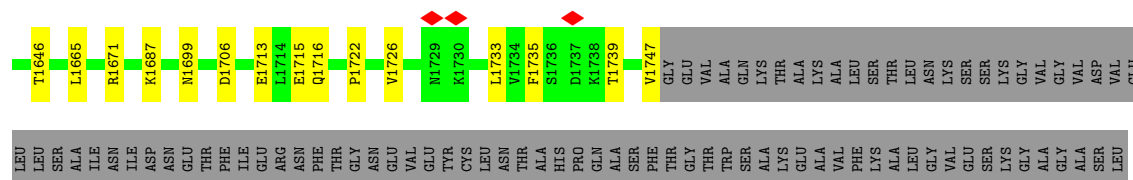




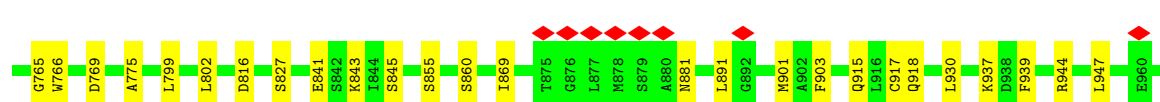
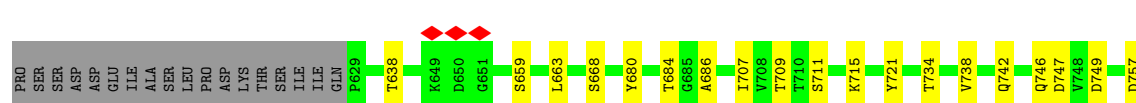
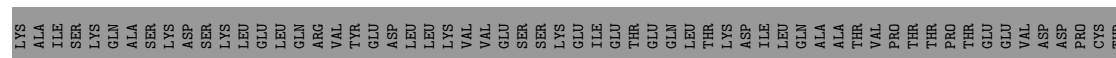

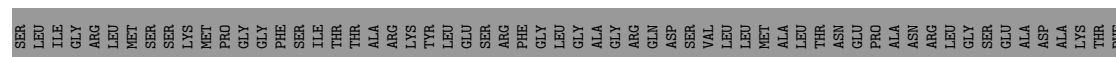
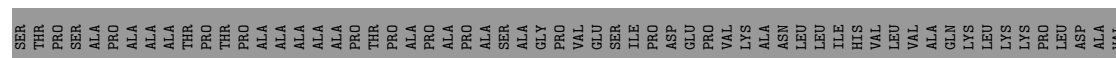
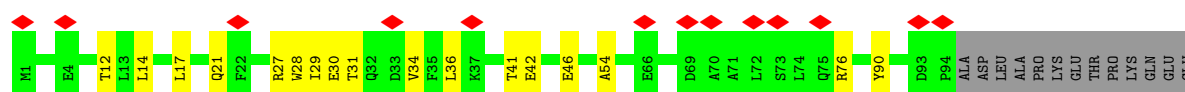


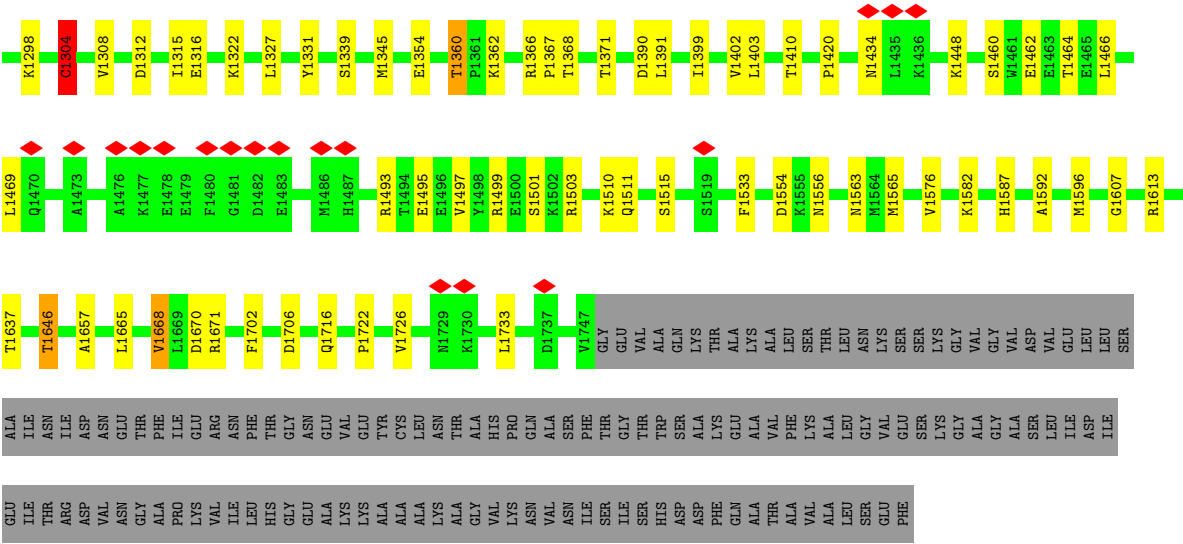






• Molecule 2: Fatty acid synthase subunit alpha





## 4 Experimental information

Property	Value	Source
EM reconstruction method	SINGLE PARTICLE	Depositor
Imposed symmetry	POINT, D3	Depositor
Number of particles used	252339	Depositor
Resolution determination method	FSC 0.143 CUT-OFF	Depositor
CTF correction method	PHASE FLIPPING AND AMPLITUDE CORRECTION	Depositor
Microscope	TFS KRIOS	Depositor
Voltage (kV)	300	Depositor
Electron dose ( $e^-/\text{\AA}^2$ )	51.2	Depositor
Minimum defocus (nm)	600	Depositor
Maximum defocus (nm)	2500	Depositor
Magnification	Not provided	
Image detector	FEI FALCON IV (4k x 4k)	Depositor
Maximum map value	6.754	Depositor
Minimum map value	-4.459	Depositor
Average map value	0.009	Depositor
Map value standard deviation	0.273	Depositor
Recommended contour level	0.7	Depositor
Map size (Å)	333.72, 333.72, 333.72	wwPDB
Map dimensions	324, 324, 324	wwPDB
Map angles (°)	90.0, 90.0, 90.0	wwPDB
Pixel spacing (Å)	1.03, 1.03, 1.03	Depositor

## 5 Model quality

### 5.1 Standard geometry

Bond lengths and bond angles in the following residue types are not validated in this section: FMN

The Z score for a bond length (or angle) is the number of standard deviations the observed value is removed from the expected value. A bond length (or angle) with  $|Z| > 5$  is considered an outlier worth inspection. RMSZ is the root-mean-square of all Z scores of the bond lengths (or angles).

Mol	Chain	Bond lengths		Bond angles	
		RMSZ	$\# Z  > 5$	RMSZ	$\# Z  > 5$
1	A	0.18	0/16153	0.39	1/21953 (0.0%)
1	E	0.21	1/16153 (0.0%)	0.42	3/21953 (0.0%)
1	I	0.20	2/16153 (0.0%)	0.42	4/21953 (0.0%)
1	M	0.20	2/16153 (0.0%)	0.42	4/21953 (0.0%)
1	Q	0.17	0/16153	0.38	0/21953
1	W	0.17	0/16153	0.39	1/21953 (0.0%)
2	B	0.20	0/11293	0.40	0/15287
2	F	0.20	0/11293	0.40	1/15287 (0.0%)
2	G	0.20	0/11293	0.40	1/15287 (0.0%)
2	N	0.20	0/11293	0.40	1/15287 (0.0%)
2	R	0.20	0/11293	0.41	1/15287 (0.0%)
2	X	0.20	0/11293	0.40	1/15287 (0.0%)
All	All	0.19	5/164676 (0.0%)	0.40	18/223440 (0.0%)

Chiral center outliers are detected by calculating the chiral volume of a chiral center and verifying if the center is modelled as a planar moiety or with the opposite hand. A planarity outlier is detected by checking planarity of atoms in a peptide group, atoms in a mainchain group or atoms of a sidechain that are expected to be planar.

Mol	Chain	#Chirality outliers	#Planarity outliers
1	E	0	1
1	I	0	1
1	M	0	1
1	W	0	1
2	B	0	1
2	F	0	1
2	G	0	1
2	N	0	1
2	R	0	1
2	X	0	1
All	All	0	10

All (5) bond length outliers are listed below:

Mol	Chain	Res	Type	Atoms	Z	Observed(Å)	Ideal(Å)
1	E	190	PRO	CG-CD	-12.46	1.08	1.50
1	M	190	PRO	CG-CD	-9.61	1.18	1.50
1	I	190	PRO	CG-CD	-9.55	1.18	1.50
1	M	190	PRO	CB-CG	-7.15	1.13	1.49
1	I	190	PRO	CB-CG	-7.06	1.14	1.49

All (18) bond angle outliers are listed below:

Mol	Chain	Res	Type	Atoms	Z	Observed(°)	Ideal(°)
1	E	190	PRO	N-CD-CG	-20.86	71.92	103.20
1	M	190	PRO	N-CD-CG	-17.69	76.66	103.20
1	I	190	PRO	N-CD-CG	-17.08	77.57	103.20
1	E	190	PRO	CA-CB-CG	-13.66	78.54	104.50
1	M	190	PRO	CA-CB-CG	-12.93	79.94	104.50
1	I	190	PRO	CB-CG-CD	12.49	146.08	106.10
1	I	190	PRO	CA-CB-CG	-12.35	81.03	104.50
1	M	190	PRO	CB-CG-CD	12.14	144.94	106.10
1	E	190	PRO	CB-CG-CD	9.53	136.59	106.10
1	M	190	PRO	CA-N-CD	-7.27	101.82	112.00
1	I	190	PRO	CA-N-CD	-6.91	102.33	112.00
1	A	247	PRO	N-CD-CG	-6.49	93.46	103.20
1	W	190	PRO	N-CD-CG	-6.24	93.84	103.20
2	F	357	LEU	CA-CB-CG	6.22	138.05	116.30
2	R	357	LEU	CA-CB-CG	5.51	135.57	116.30
2	X	357	LEU	CA-CB-CG	5.47	135.44	116.30
2	G	357	LEU	CA-CB-CG	5.43	135.30	116.30
2	N	357	LEU	CA-CB-CG	5.23	134.62	116.30

There are no chirality outliers.

All (10) planarity outliers are listed below:

Mol	Chain	Res	Type	Group
2	B	356	SER	Peptide
1	E	1950	ARG	Sidechain
2	F	356	SER	Peptide
2	G	356	SER	Peptide
1	I	381	ARG	Sidechain
1	M	381	ARG	Sidechain
2	N	356	SER	Peptide
2	R	356	SER	Peptide
1	W	1950	ARG	Sidechain

*Continued on next page...*



*Continued from previous page...*

Mol	Chain	Res	Type	Group
2	X	356	SER	Peptide

## 5.2 Too-close contacts

In the following table, the Non-H and H(model) columns list the number of non-hydrogen atoms and hydrogen atoms in the chain respectively. The H(added) column lists the number of hydrogen atoms added and optimized by MolProbity. The Clashes column lists the number of clashes within the asymmetric unit, whereas Symm-Clashes lists symmetry-related clashes.

Mol	Chain	Non-H	H(model)	H(added)	Clashes	Symm-Clashes
1	A	15784	0	15632	144	0
1	E	15784	0	15632	155	0
1	I	15784	0	15632	159	0
1	M	15784	0	15632	153	0
1	Q	15784	0	15632	128	0
1	W	15784	0	15632	163	0
2	B	11066	0	10904	195	0
2	F	11066	0	10904	188	0
2	G	11066	0	10904	184	0
2	N	11066	0	10904	176	0
2	R	11066	0	10904	158	0
2	X	11066	0	10904	187	0
3	A	31	0	19	2	0
3	E	31	0	19	0	0
3	I	31	0	19	1	0
3	M	31	0	19	1	0
3	Q	31	0	19	0	0
3	W	31	0	19	0	0
4	A	80	0	0	24	0
4	B	250	0	0	83	0
4	E	84	0	0	48	0
4	F	256	0	0	67	0
4	G	266	0	0	65	0
4	I	74	0	0	51	0
4	M	73	0	0	46	0
4	N	263	0	0	63	0
4	Q	84	0	0	24	0
4	R	247	0	0	56	0
4	W	86	0	0	54	0
4	X	255	0	0	70	0
All	All	163304	0	159330	1813	0

The all-atom clashscore is defined as the number of clashes found per 1000 atoms (including hydrogen atoms). The all-atom clashscore for this structure is 6.

All (1813) close contacts within the same asymmetric unit are listed below, sorted by their clash magnitude.

Atom-1	Atom-2	Interatomic distance (Å)	Clash overlap (Å)
2:G:424:LEU:HD12	4:G:2144:HOH:O	1.31	1.26
1:W:1666:GLU:HB2	4:W:2264:HOH:O	1.40	1.20
1:E:1666:GLU:HB2	4:E:2264:HOH:O	1.41	1.18
2:N:1626:GLU:HB3	4:N:2154:HOH:O	1.45	1.17
2:N:1735:PHE:HZ	4:N:2091:HOH:O	1.28	1.16
2:G:1735:PHE:HZ	4:G:2084:HOH:O	1.28	1.14
2:G:1626:GLU:HB3	4:G:2157:HOH:O	1.47	1.13
1:M:378:LEU:CD2	4:M:2231:HOH:O	1.92	1.13
1:E:21:PRO:HG3	4:E:2260:HOH:O	1.50	1.09
1:W:21:PRO:HG3	4:W:2262:HOH:O	1.50	1.09
2:B:445:THR:HG21	4:B:2144:HOH:O	1.54	1.07
2:B:508:ILE:HA	4:B:1944:HOH:O	1.54	1.06
2:F:1466:LEU:HD21	4:F:2013:HOH:O	1.58	1.03
2:R:445:THR:HG21	4:R:2140:HOH:O	1.54	1.03
2:X:360:PHE:HB2	4:X:1937:HOH:O	1.58	1.03
1:A:1987:SER:HB2	4:A:2229:HOH:O	1.58	1.03
1:E:191:SER:HB3	4:E:2269:HOH:O	1.57	1.03
1:A:856:ASP:HB3	4:A:2253:HOH:O	1.58	1.02
1:I:378:LEU:HD12	4:I:2231:HOH:O	1.59	1.02
2:X:1466:LEU:HD21	4:X:2008:HOH:O	1.59	1.02
1:Q:191:SER:HB3	4:Q:2266:HOH:O	1.60	1.01
4:B:2139:HOH:O	2:F:353:LYS:HE3	1.61	1.01
1:Q:1987:SER:HB2	4:Q:2229:HOH:O	1.59	1.01
1:W:191:SER:HB3	4:W:2261:HOH:O	1.61	1.00
1:E:1658:SER:HA	4:E:2206:HOH:O	1.61	1.00
1:Q:1659:GLN:HB3	4:Q:2232:HOH:O	1.62	0.99
1:I:378:LEU:CD1	4:I:2231:HOH:O	2.08	0.99
2:R:1434:ASN:HB2	4:R:2019:HOH:O	1.60	0.99
2:F:930:LEU:CD1	4:F:1935:HOH:O	2.11	0.98
1:M:1658:SER:HA	4:M:2206:HOH:O	1.62	0.98
1:W:1658:SER:HA	4:W:2208:HOH:O	1.61	0.98
2:X:930:LEU:CD1	4:X:1933:HOH:O	2.10	0.98
1:E:1427:LEU:HB3	4:E:2235:HOH:O	1.63	0.96
1:I:1658:SER:HA	4:I:2207:HOH:O	1.62	0.96
2:B:705:LYS:HG2	4:B:2104:HOH:O	1.64	0.96
2:R:1466:LEU:HD21	4:R:1998:HOH:O	1.66	0.95
2:R:705:LYS:HG2	4:R:2105:HOH:O	1.65	0.95

*Continued on next page...*

*Continued from previous page...*

Atom-1	Atom-2	Interatomic distance (Å)	Clash overlap (Å)
1:A:1659:GLN:HB3	4:A:2230:HOH:O	1.65	0.95
2:G:1327:LEU:HB3	4:G:1950:HOH:O	1.65	0.95
2:N:1327:LEU:HB3	4:N:1957:HOH:O	1.65	0.95
2:G:1327:LEU:HD23	4:G:1950:HOH:O	1.66	0.94
1:E:856:ASP:HB3	4:E:2281:HOH:O	1.67	0.94
2:N:1327:LEU:HD23	4:N:1957:HOH:O	1.66	0.93
2:B:700:ILE:HD12	4:B:1965:HOH:O	1.66	0.93
2:F:1327:LEU:HD23	4:F:1933:HOH:O	1.69	0.92
2:G:1239:VAL:HB	4:G:2025:HOH:O	1.67	0.92
1:A:191:SER:HB3	4:A:2263:HOH:O	1.67	0.92
1:W:856:ASP:HB3	4:W:2283:HOH:O	1.67	0.92
1:I:1073:LEU:HA	4:I:2238:HOH:O	1.69	0.92
2:B:1739:THR:HB	4:B:2062:HOH:O	1.68	0.92
1:W:1945:PRO:HA	4:W:2210:HOH:O	1.67	0.92
2:X:1327:LEU:HD23	4:X:1931:HOH:O	1.70	0.92
2:F:1165:ARG:HD3	4:F:1995:HOH:O	1.71	0.91
2:B:425:THR:HB	4:B:1908:HOH:O	1.70	0.91
2:R:1735:PHE:HZ	4:R:1995:HOH:O	1.53	0.90
2:X:1271:ASN:HB2	4:X:2118:HOH:O	1.72	0.90
1:W:1811:PRO:HA	4:W:2275:HOH:O	1.71	0.90
2:B:1735:PHE:HZ	4:B:2002:HOH:O	1.54	0.90
2:R:1739:THR:HB	4:R:2068:HOH:O	1.70	0.90
1:M:1073:LEU:HA	4:M:2236:HOH:O	1.69	0.90
1:E:1811:PRO:HA	4:E:2273:HOH:O	1.71	0.89
1:A:378:LEU:CD1	4:A:2216:HOH:O	2.19	0.89
2:G:390:GLN:HB3	4:G:1979:HOH:O	1.73	0.89
2:B:1466:LEU:HD21	4:B:1977:HOH:O	1.71	0.89
2:R:930:LEU:CD1	4:R:1943:HOH:O	2.20	0.89
2:B:930:LEU:CD1	4:B:1949:HOH:O	2.21	0.89
2:N:1165:ARG:HD3	4:N:1971:HOH:O	1.71	0.88
2:N:1239:VAL:HB	4:N:2027:HOH:O	1.73	0.88
2:B:729:GLY:CA	4:B:1965:HOH:O	2.19	0.88
2:N:390:GLN:HB3	4:N:1978:HOH:O	1.73	0.87
1:W:39:LEU:HA	4:W:2205:HOH:O	1.74	0.87
2:G:1265:ALA:HB2	4:G:1991:HOH:O	1.75	0.87
2:X:930:LEU:HD11	4:X:1933:HOH:O	1.74	0.86
2:G:1165:ARG:HD3	4:G:1964:HOH:O	1.75	0.86
2:X:494:ARG:HD3	4:X:1955:HOH:O	1.75	0.86
1:E:39:LEU:HA	4:E:2204:HOH:O	1.74	0.86
2:X:1165:ARG:HD3	4:X:1974:HOH:O	1.74	0.86
2:F:494:ARG:HD3	4:F:1968:HOH:O	1.74	0.85

*Continued on next page...*

*Continued from previous page...*

Atom-1	Atom-2	Interatomic distance (Å)	Clash overlap (Å)
1:Q:378:LEU:CD1	4:Q:2206:HOH:O	2.23	0.85
2:B:508:ILE:HG23	4:B:1944:HOH:O	1.77	0.85
1:M:400:LYS:HE2	4:M:2214:HOH:O	1.77	0.85
2:F:1271:ASN:HB2	4:F:2103:HOH:O	1.76	0.84
2:G:434:GLN:HB3	4:G:1963:HOH:O	1.78	0.84
1:Q:1077:GLU:HB3	4:Q:2208:HOH:O	1.78	0.83
2:R:705:LYS:HE3	4:R:2105:HOH:O	1.77	0.83
2:X:404:TYR:CE1	4:X:2024:HOH:O	2.31	0.83
2:B:705:LYS:HE3	4:B:2104:HOH:O	1.77	0.83
2:F:404:TYR:CD1	4:F:2034:HOH:O	2.31	0.83
2:X:390:GLN:HB3	4:X:1983:HOH:O	1.79	0.83
2:B:1727:GLU:HG2	4:B:2102:HOH:O	1.79	0.83
2:F:930:LEU:HD12	4:F:1935:HOH:O	1.74	0.83
2:F:930:LEU:HD11	4:F:1935:HOH:O	1.74	0.83
1:I:400:LYS:HE2	4:I:2212:HOH:O	1.77	0.83
2:X:404:TYR:CD1	4:X:2024:HOH:O	2.32	0.82
1:W:1352:LEU:HG	4:W:2276:HOH:O	1.78	0.82
2:B:390:GLN:HB3	4:B:2031:HOH:O	1.79	0.82
2:R:390:GLN:HB3	4:R:2027:HOH:O	1.79	0.82
2:F:404:TYR:CE1	4:F:2034:HOH:O	2.32	0.82
1:I:647:GLN:HA	4:I:2224:HOH:O	1.80	0.82
1:E:1352:LEU:HG	4:E:2277:HOH:O	1.78	0.82
1:Q:378:LEU:HD12	4:Q:2206:HOH:O	1.79	0.82
2:F:390:GLN:HB3	4:F:1973:HOH:O	1.79	0.82
2:N:863:THR:HG22	4:N:1941:HOH:O	1.80	0.81
2:B:827:SER:HB3	4:B:2011:HOH:O	1.79	0.81
1:Q:400:LYS:HE2	4:Q:2220:HOH:O	1.78	0.81
2:X:827:SER:HB3	4:X:1991:HOH:O	1.80	0.81
1:M:823:TYR:CE1	4:M:2255:HOH:O	2.32	0.81
1:A:378:LEU:HD12	4:A:2216:HOH:O	1.76	0.81
2:B:353:LYS:NZ	2:G:1152:GLU:OE2	2.14	0.81
2:N:930:LEU:CD1	4:N:1949:HOH:O	2.28	0.81
2:B:710:THR:HB	4:B:1902:HOH:O	1.80	0.81
2:R:827:SER:HB3	4:R:2004:HOH:O	1.80	0.81
2:B:487:PRO:HD2	4:B:2086:HOH:O	1.80	0.80
2:F:827:SER:HB3	4:F:1988:HOH:O	1.80	0.80
2:G:863:THR:HG22	4:G:1942:HOH:O	1.80	0.80
2:N:1265:ALA:HB2	4:N:1989:HOH:O	1.80	0.80
2:B:930:LEU:HD11	4:B:1949:HOH:O	1.80	0.80
2:R:881:ASN:OD1	2:R:944:ARG:NH2	2.15	0.80
2:G:845:SER:OG	2:N:845:SER:OG	2.00	0.79

*Continued on next page...*

*Continued from previous page...*

Atom-1	Atom-2	Interatomic distance (Å)	Clash overlap (Å)
2:G:930:LEU:CD1	4:G:1930:HOH:O	2.30	0.79
1:M:378:LEU:HD23	4:M:2231:HOH:O	1.66	0.79
1:E:39:LEU:CA	4:E:2204:HOH:O	2.30	0.79
2:B:881:ASN:OD1	2:B:944:ARG:NH2	2.16	0.79
2:F:881:ASN:OD1	2:F:944:ARG:NH2	2.15	0.79
2:R:930:LEU:HD11	4:R:1943:HOH:O	1.79	0.79
1:I:1759:LEU:O	1:I:1765:THR:OG1	2.01	0.79
2:N:930:LEU:HD11	4:N:1949:HOH:O	1.82	0.79
2:X:930:LEU:HD12	4:X:1933:HOH:O	1.72	0.79
2:G:881:ASN:OD1	2:G:944:ARG:NH2	2.16	0.79
2:N:434:GLN:HB3	4:N:2007:HOH:O	1.82	0.79
2:X:881:ASN:OD1	2:X:944:ARG:NH2	2.15	0.79
1:E:1759:LEU:O	1:E:1765:THR:OG1	2.01	0.78
2:N:881:ASN:OD1	2:N:944:ARG:NH2	2.16	0.78
2:F:845:SER:OG	2:R:845:SER:OG	2.01	0.78
1:W:1352:LEU:CG	4:W:2276:HOH:O	2.31	0.78
1:Q:1759:LEU:O	1:Q:1765:THR:OG1	2.00	0.78
2:F:903:PHE:CD1	4:F:2125:HOH:O	2.37	0.78
2:B:1133:PHE:CE1	4:B:2058:HOH:O	2.37	0.78
1:A:1759:LEU:O	1:A:1765:THR:OG1	2.00	0.78
2:F:1327:LEU:HB3	4:F:1933:HOH:O	1.84	0.78
2:X:1327:LEU:HB3	4:X:1931:HOH:O	1.84	0.78
1:M:2019:ASP:CB	4:M:2246:HOH:O	2.31	0.78
2:B:845:SER:OG	2:X:845:SER:OG	2.01	0.77
1:W:1759:LEU:O	1:W:1765:THR:OG1	2.01	0.77
1:I:615:VAL:CG1	4:I:2259:HOH:O	2.31	0.77
2:F:1038:MET:O	2:F:1613:ARG:NH2	2.17	0.77
2:G:930:LEU:HD11	4:G:1930:HOH:O	1.85	0.77
2:N:353:LYS:NZ	2:X:1152:GLU:OE2	2.16	0.77
2:N:1109:LEU:CD2	4:N:2144:HOH:O	2.32	0.77
1:M:647:GLN:HA	4:M:2226:HOH:O	1.84	0.77
2:G:1275:GLN:O	2:G:1281:THR:OG1	2.01	0.77
1:I:2019:ASP:CB	4:I:2244:HOH:O	2.31	0.77
2:X:903:PHE:CD1	4:X:2125:HOH:O	2.36	0.77
1:M:1759:LEU:O	1:M:1765:THR:OG1	2.01	0.77
1:A:400:LYS:HE2	4:A:2226:HOH:O	1.85	0.77
1:M:615:VAL:CG1	4:M:2260:HOH:O	2.32	0.77
2:B:729:GLY:HA2	4:B:1965:HOH:O	1.82	0.76
2:G:1109:LEU:CD2	4:G:2145:HOH:O	2.32	0.76
2:X:1308:VAL:CG1	4:X:1998:HOH:O	2.34	0.76
2:F:999:ASP:OD1	2:F:1671:ARG:NH2	2.19	0.76

*Continued on next page...*

*Continued from previous page...*

Atom-1	Atom-2	Interatomic distance (Å)	Clash overlap (Å)
2:X:1038:MET:O	2:X:1613:ARG:NH2	2.18	0.76
2:R:1013:ASP:OD2	2:R:1506:SER:OG	2.03	0.76
1:E:544:TRP:CE3	4:E:2210:HOH:O	2.39	0.75
1:E:1352:LEU:CG	4:E:2277:HOH:O	2.32	0.75
2:N:1038:MET:O	2:N:1613:ARG:NH2	2.19	0.75
2:R:487:PRO:HD2	4:R:2080:HOH:O	1.84	0.75
1:E:1531:LYS:HE2	4:E:2244:HOH:O	1.85	0.75
2:F:1420:PRO:HG2	4:F:2080:HOH:O	1.87	0.75
1:W:544:TRP:CE3	4:W:2213:HOH:O	2.38	0.75
1:W:1963:PRO:O	1:W:1966:SER:OG	2.05	0.75
2:F:1308:VAL:CG1	4:F:1999:HOH:O	2.33	0.75
2:G:1038:MET:O	2:G:1613:ARG:NH2	2.19	0.75
1:W:1590:ARG:NH2	2:X:42:GLU:OE2	2.19	0.75
2:X:715:LYS:HE2	4:X:2053:HOH:O	1.86	0.75
2:X:1420:PRO:HG2	4:X:2074:HOH:O	1.87	0.75
2:G:42:GLU:OE2	1:I:1590:ARG:NH2	2.20	0.75
1:M:1590:ARG:NH2	2:N:42:GLU:OE1	2.20	0.75
1:M:1649:THR:HG21	4:M:2212:HOH:O	1.87	0.75
2:B:356:SER:O	2:B:358:LYS:N	2.19	0.75
1:E:1590:ARG:NH2	2:F:42:GLU:OE2	2.19	0.74
2:F:408:ALA:CB	4:F:1925:HOH:O	2.35	0.74
1:I:1649:THR:HG21	4:I:2215:HOH:O	1.87	0.74
2:B:1013:ASP:OD2	2:B:1506:SER:OG	2.02	0.74
2:G:1285:TRP:CZ3	4:G:2127:HOH:O	2.39	0.74
1:A:1963:PRO:O	1:A:1966:SER:OG	2.05	0.74
2:B:917:CYS:HB2	4:B:1933:HOH:O	1.87	0.74
2:B:1316:GLU:OE1	2:R:1298:LYS:NZ	2.20	0.74
1:M:823:TYR:CZ	4:M:2255:HOH:O	2.40	0.74
2:F:855:SER:O	2:R:937:LYS:NZ	2.21	0.74
1:E:1963:PRO:O	1:E:1966:SER:OG	2.04	0.74
1:I:1073:LEU:HD23	4:I:2238:HOH:O	1.88	0.74
2:N:1646:THR:HB	4:N:2023:HOH:O	1.87	0.74
1:Q:1963:PRO:O	1:Q:1966:SER:OG	2.06	0.74
2:R:668:SER:HA	4:R:1935:HOH:O	1.87	0.74
2:B:668:SER:HA	4:B:1938:HOH:O	1.87	0.73
2:R:917:CYS:HB2	4:R:1926:HOH:O	1.88	0.73
1:W:39:LEU:CA	4:W:2205:HOH:O	2.31	0.73
2:F:715:LYS:HE2	4:F:2051:HOH:O	1.87	0.73
2:R:1133:PHE:CE1	4:R:2053:HOH:O	2.40	0.73
2:B:1145:HIS:O	2:R:1117:LYS:NZ	2.21	0.73
1:I:1963:PRO:O	1:I:1966:SER:OG	2.06	0.73

*Continued on next page...*

*Continued from previous page...*

Atom-1	Atom-2	Interatomic distance (Å)	Clash overlap (Å)
2:B:1265:ALA:HB2	4:B:2034:HOH:O	1.88	0.73
1:E:647:GLN:HA	4:E:2230:HOH:O	1.88	0.73
2:G:999:ASP:OD1	2:G:1671:ARG:NH2	2.22	0.73
2:N:408:ALA:CB	4:N:1931:HOH:O	2.36	0.73
2:B:1275:GLN:O	2:B:1281:THR:OG1	2.05	0.73
2:G:1646:THR:HB	4:G:2024:HOH:O	1.86	0.73
1:M:1963:PRO:O	1:M:1966:SER:OG	2.06	0.73
1:I:1945:PRO:HA	4:I:2235:HOH:O	1.88	0.73
1:E:1456:LYS:O	1:E:1464:SER:N	2.22	0.72
2:G:408:ALA:CB	4:G:1940:HOH:O	2.36	0.72
2:G:1316:GLU:OE1	2:X:1298:LYS:NZ	2.22	0.72
1:W:1921:ILE:HA	4:W:2229:HOH:O	1.88	0.72
1:E:657:ARG:NH1	1:E:661:TYR:O	2.22	0.72
1:M:1382:ILE:HG23	4:M:2204:HOH:O	1.90	0.72
1:I:723:ARG:NE	1:I:756:SER:O	2.22	0.72
1:M:1945:PRO:HA	4:M:2234:HOH:O	1.89	0.72
1:A:1456:LYS:O	1:A:1464:SER:N	2.22	0.72
2:G:855:SER:O	2:N:937:LYS:NZ	2.22	0.72
1:M:1456:LYS:O	1:M:1464:SER:N	2.23	0.72
1:Q:657:ARG:NH1	1:Q:661:TYR:O	2.23	0.72
1:W:657:ARG:NH1	1:W:661:TYR:O	2.22	0.72
2:X:408:ALA:CB	4:X:1923:HOH:O	2.36	0.72
1:E:1921:ILE:HA	4:E:2227:HOH:O	1.88	0.72
1:A:657:ARG:NH1	1:A:661:TYR:O	2.23	0.72
1:W:647:GLN:HA	4:W:2232:HOH:O	1.89	0.72
2:B:1298:LYS:NZ	2:R:1316:GLU:OE1	2.22	0.72
1:W:1456:LYS:O	1:W:1464:SER:N	2.22	0.72
2:R:930:LEU:HD12	4:R:1943:HOH:O	1.86	0.71
2:F:1298:LYS:NZ	2:N:1316:GLU:OE1	2.22	0.71
2:G:937:LYS:NZ	2:N:855:SER:O	2.23	0.71
1:M:1073:LEU:HD23	4:M:2236:HOH:O	1.90	0.71
1:Q:1456:LYS:O	1:Q:1464:SER:N	2.22	0.71
2:B:668:SER:CA	4:B:1938:HOH:O	2.39	0.71
2:F:1716:GLN:OE1	2:N:1563:ASN:ND2	2.23	0.71
2:G:408:ALA:HB3	4:G:1940:HOH:O	1.91	0.71
1:I:1456:LYS:O	1:I:1464:SER:N	2.23	0.71
2:X:903:PHE:CE1	4:X:2125:HOH:O	2.42	0.71
2:B:360:PHE:HB2	4:X:1937:HOH:O	1.90	0.71
2:B:1117:LYS:NZ	2:R:1145:HIS:O	2.22	0.71
1:E:1977:GLN:NE2	2:F:16:GLU:OE2	2.23	0.71
2:G:1322:LYS:NZ	2:X:1312:ASP:OD1	2.24	0.71

*Continued on next page...*



*Continued from previous page...*

Atom-1	Atom-2	Interatomic distance (Å)	Clash overlap (Å)
2:X:1186:GLY:HA3	4:X:2015:HOH:O	1.90	0.71
2:B:937:LYS:NZ	2:X:855:SER:O	2.21	0.71
2:N:1285:TRP:CZ3	4:N:2125:HOH:O	2.42	0.71
1:M:1650:THR:OG1	1:M:1791:MET:O	2.08	0.71
1:A:1134:GLU:OE2	1:A:1134:GLU:N	2.24	0.71
1:M:657:ARG:NH1	1:M:661:TYR:O	2.24	0.71
2:F:1186:GLY:HA3	4:F:2019:HOH:O	1.90	0.71
2:R:1265:ALA:HB2	4:R:2034:HOH:O	1.89	0.71
2:F:1312:ASP:OD1	2:N:1322:LYS:NZ	2.24	0.70
2:R:668:SER:CA	4:R:1935:HOH:O	2.38	0.70
2:G:1117:LYS:NZ	2:X:1145:HIS:O	2.18	0.70
2:B:1716:GLN:OE1	2:R:1563:ASN:ND2	2.24	0.70
2:F:1322:LYS:NZ	2:N:1312:ASP:OD1	2.25	0.70
2:N:1362:LYS:HB3	4:N:2067:HOH:O	1.91	0.70
1:Q:153:GLN:NE2	1:Q:225:CYS:SG	2.64	0.70
1:Q:723:ARG:NE	1:Q:756:SER:O	2.24	0.70
2:G:1079:THR:HG21	4:G:1911:HOH:O	1.90	0.70
2:G:1362:LYS:HB3	4:G:2057:HOH:O	1.91	0.70
2:G:1563:ASN:ND2	2:X:1716:GLN:OE1	2.24	0.70
1:I:657:ARG:NH1	1:I:661:TYR:O	2.24	0.70
1:W:1531:LYS:HE2	4:W:2243:HOH:O	1.90	0.70
2:G:1205:SER:HB2	4:G:2125:HOH:O	1.92	0.70
2:G:1312:ASP:OD1	2:X:1322:LYS:NZ	2.25	0.70
1:I:336:VAL:CG2	4:I:2227:HOH:O	2.40	0.70
1:I:939:ARG:NH1	1:I:955:LEU:O	2.25	0.70
2:N:1152:GLU:OE2	2:R:353:LYS:NZ	2.25	0.70
2:F:1460:SER:O	2:F:1464:THR:HG23	1.92	0.69
1:M:986:GLU:HG2	4:N:2086:HOH:O	1.92	0.69
1:E:723:ARG:NE	1:E:756:SER:O	2.24	0.69
1:I:1650:THR:OG1	1:I:1791:MET:O	2.07	0.69
2:B:930:LEU:HD12	4:B:1949:HOH:O	1.86	0.69
2:F:937:LYS:NZ	2:R:855:SER:O	2.25	0.69
2:F:1145:HIS:O	2:N:1117:LYS:NZ	2.18	0.69
1:M:939:ARG:NH1	1:M:955:LEU:O	2.25	0.69
2:R:1195:ARG:NH1	2:R:1201:GLU:OE1	2.25	0.69
2:X:1308:VAL:HG13	4:X:1998:HOH:O	1.92	0.69
1:E:1796:SER:O	2:F:21:GLN:NE2	2.25	0.69
2:F:1308:VAL:HG13	4:F:1999:HOH:O	1.91	0.69
1:W:1675:ARG:CG	4:W:2259:HOH:O	2.40	0.69
2:X:408:ALA:HB3	4:X:1923:HOH:O	1.92	0.69
2:X:1275:GLN:O	2:X:1281:THR:OG1	2.02	0.69

*Continued on next page...*



*Continued from previous page...*

Atom-1	Atom-2	Interatomic distance (Å)	Clash overlap (Å)
1:A:378:LEU:HD11	4:A:2216:HOH:O	1.87	0.69
1:A:986:GLU:N	1:A:986:GLU:OE1	2.25	0.69
1:E:939:ARG:NH1	1:E:955:LEU:O	2.26	0.69
2:F:903:PHE:CE1	4:F:2125:HOH:O	2.43	0.69
1:Q:710:HIS:O	1:Q:749:ASN:ND2	2.25	0.69
2:B:855:SER:O	2:X:937:LYS:NZ	2.26	0.69
2:B:705:LYS:CG	4:B:2104:HOH:O	2.33	0.69
2:N:408:ALA:HB3	4:N:1931:HOH:O	1.91	0.69
2:N:1727:GLU:HG2	4:N:2073:HOH:O	1.93	0.69
2:B:1195:ARG:NH1	2:B:1201:GLU:OE1	2.26	0.69
2:B:1555:LYS:CE	4:B:1919:HOH:O	2.41	0.69
2:F:1285:TRP:CZ3	4:F:2104:HOH:O	2.45	0.69
1:M:336:VAL:CG2	4:M:2228:HOH:O	2.40	0.69
1:A:1992:GLN:NE2	1:A:1993:ASP:OD1	2.27	0.68
1:I:710:HIS:O	1:I:749:ASN:ND2	2.26	0.68
2:R:1555:LYS:CE	4:R:1920:HOH:O	2.41	0.68
1:W:939:ARG:NH1	1:W:955:LEU:O	2.26	0.68
1:W:39:LEU:HG	4:W:2205:HOH:O	1.94	0.68
2:X:891:LEU:HD11	2:X:939:PHE:CE2	2.28	0.68
2:X:1292:SER:O	2:X:1292:SER:OG	2.10	0.68
2:N:1205:SER:HB2	4:N:2126:HOH:O	1.92	0.68
2:X:1265:ALA:HB2	4:X:1978:HOH:O	1.93	0.68
1:A:1650:THR:OG1	1:A:1791:MET:O	2.10	0.68
1:M:723:ARG:NE	1:M:756:SER:O	2.22	0.68
2:N:1079:THR:HG21	4:N:1910:HOH:O	1.91	0.68
1:W:1659:GLN:HB3	4:W:2219:HOH:O	1.93	0.68
1:A:723:ARG:NE	1:A:756:SER:O	2.26	0.68
1:E:1659:GLN:HB3	4:E:2216:HOH:O	1.93	0.68
2:X:1462:GLU:OE2	2:X:1501:SER:OG	2.08	0.68
1:A:710:HIS:O	1:A:749:ASN:ND2	2.27	0.68
1:W:710:HIS:O	1:W:749:ASN:ND2	2.26	0.68
1:A:46:PHE:O	1:A:113:LYS:NZ	2.27	0.68
1:M:710:HIS:O	1:M:749:ASN:ND2	2.27	0.68
1:M:1359:SER:C	4:M:2204:HOH:O	2.36	0.68
1:Q:939:ARG:NH1	1:Q:955:LEU:O	2.27	0.68
1:A:792:VAL:O	1:A:795:SER:OG	2.11	0.68
2:N:1275:GLN:O	2:N:1281:THR:OG1	2.09	0.68
2:B:1491:LYS:HG3	2:B:1747:VAL:HG11	1.74	0.67
1:E:1650:THR:OG1	1:E:1791:MET:O	2.05	0.67
2:F:1265:ALA:HB2	4:F:1979:HOH:O	1.93	0.67
2:G:1546:HIS:N	2:G:1557:GLU:OE2	2.26	0.67

*Continued on next page...*

*Continued from previous page...*

Atom-1	Atom-2	Interatomic distance (Å)	Clash overlap (Å)
2:G:1727:GLU:HG2	4:G:2072:HOH:O	1.93	0.67
2:B:1133:PHE:CD1	4:B:2058:HOH:O	2.47	0.67
1:Q:986:GLU:OE2	1:Q:986:GLU:N	2.26	0.67
1:W:1796:SER:O	2:X:21:GLN:NE2	2.27	0.67
2:F:408:ALA:HB3	4:F:1925:HOH:O	1.92	0.67
2:G:918:GLN:OE1	1:M:1714:ARG:NH2	2.20	0.67
1:I:615:VAL:HG13	4:I:2259:HOH:O	1.93	0.67
2:N:1239:VAL:HG13	4:N:2091:HOH:O	1.95	0.67
2:F:356:SER:OG	2:R:356:SER:N	2.27	0.67
1:Q:378:LEU:HD11	4:Q:2206:HOH:O	1.91	0.67
1:M:615:VAL:HG13	4:M:2260:HOH:O	1.91	0.67
2:N:1546:HIS:N	2:N:1557:GLU:OE2	2.27	0.67
1:W:723:ARG:NE	1:W:756:SER:O	2.24	0.67
1:W:1675:ARG:HG3	4:W:2259:HOH:O	1.94	0.67
1:E:710:HIS:O	1:E:749:ASN:ND2	2.26	0.67
2:G:1239:VAL:HG13	4:G:2084:HOH:O	1.95	0.67
2:B:487:PRO:HB2	4:B:2086:HOH:O	1.95	0.67
1:Q:305:SER:O	1:W:1586:ASN:ND2	2.28	0.67
1:W:1650:THR:OG1	1:W:1791:MET:O	2.08	0.67
2:X:373:GLU:HG3	4:X:2030:HOH:O	1.95	0.67
1:I:1531:LYS:HG2	4:I:2246:HOH:O	1.94	0.67
2:R:1491:LYS:HG3	2:R:1747:VAL:HG11	1.77	0.67
2:G:1716:GLN:OE1	2:X:1563:ASN:ND2	2.28	0.67
2:X:1434:ASN:HB3	4:X:2021:HOH:O	1.95	0.67
1:A:939:ARG:NH1	1:A:955:LEU:O	2.28	0.66
1:I:1359:SER:C	4:I:2202:HOH:O	2.37	0.66
1:M:1531:LYS:HG2	4:M:2247:HOH:O	1.94	0.66
1:Q:1650:THR:OG1	1:Q:1791:MET:O	2.08	0.66
2:F:1250:MET:HE2	4:F:1922:HOH:O	1.94	0.66
1:A:265:VAL:O	1:A:269:THR:HG23	1.96	0.66
2:B:1563:ASN:ND2	2:R:1716:GLN:OE1	2.28	0.66
2:B:1739:THR:CG2	4:B:2102:HOH:O	2.43	0.66
2:R:1285:TRP:CZ3	4:R:2056:HOH:O	2.48	0.66
2:R:1739:THR:CB	4:R:2068:HOH:O	2.38	0.66
2:R:1497:VAL:HB	4:R:1998:HOH:O	1.94	0.66
1:I:1432:SER:HB2	4:I:2203:HOH:O	1.94	0.66
1:A:1847:PRO:HB2	4:A:2203:HOH:O	1.95	0.66
2:X:1285:TRP:CZ3	4:X:2099:HOH:O	2.47	0.66
2:X:1460:SER:O	2:X:1464:THR:HG23	1.96	0.66
2:F:1434:ASN:HB3	4:F:2024:HOH:O	1.95	0.66
1:I:1073:LEU:CG	4:I:2238:HOH:O	2.44	0.66

*Continued on next page...*

*Continued from previous page...*

Atom-1	Atom-2	Interatomic distance (Å)	Clash overlap (Å)
1:E:924:ARG:HD2	4:E:2201:HOH:O	1.96	0.66
1:E:1714:ARG:NH2	2:R:918:GLN:OE1	2.21	0.66
1:M:986:GLU:CG	4:N:2086:HOH:O	2.44	0.66
2:R:1292:SER:O	2:R:1292:SER:OG	2.13	0.66
1:W:153:GLN:NE2	1:W:225:CYS:SG	2.69	0.66
2:B:918:GLN:OE1	1:W:1714:ARG:NH2	2.20	0.66
2:G:459:GLU:N	2:G:459:GLU:OE2	2.29	0.66
2:F:1154:PHE:CD1	2:G:357:LEU:HD13	2.31	0.65
2:B:487:PRO:CG	4:B:2086:HOH:O	2.44	0.65
2:B:1186:GLY:HA3	4:B:1901:HOH:O	1.94	0.65
1:E:153:GLN:NE2	1:E:225:CYS:SG	2.69	0.65
2:B:487:PRO:CD	4:B:2086:HOH:O	2.38	0.65
2:B:1285:TRP:CZ3	4:B:2060:HOH:O	2.48	0.65
1:E:39:LEU:HG	4:E:2204:HOH:O	1.94	0.65
2:G:415:MET:HE2	4:G:1963:HOH:O	1.96	0.65
2:R:1434:ASN:CB	4:R:2019:HOH:O	2.32	0.65
2:X:434:GLN:HB3	4:X:1959:HOH:O	1.96	0.65
2:G:16:GLU:OE1	1:I:1977:GLN:NE2	2.29	0.65
2:G:356:SER:N	2:N:356:SER:OG	2.29	0.65
2:R:1038:MET:O	2:R:1613:ARG:NH2	2.30	0.65
1:W:849:VAL:HG21	4:W:2237:HOH:O	1.96	0.65
1:W:924:ARG:HD2	4:W:2203:HOH:O	1.96	0.65
2:N:1616:ASP:OD1	2:N:1617:ASN:N	2.29	0.65
1:E:849:VAL:HG21	4:E:2237:HOH:O	1.95	0.65
2:B:356:SER:OG	2:X:356:SER:OG	2.04	0.65
2:F:1462:GLU:OE1	2:F:1501:SER:OG	2.09	0.65
2:N:1381:SER:HB2	4:N:2141:HOH:O	1.97	0.65
2:G:1381:SER:HB2	4:G:2147:HOH:O	1.97	0.65
2:N:1134:GLU:OE2	2:N:1163:THR:OG1	2.12	0.65
1:Q:46:PHE:O	1:Q:113:LYS:NZ	2.29	0.65
2:R:487:PRO:CD	4:R:2080:HOH:O	2.43	0.65
2:F:668:SER:CA	4:F:1909:HOH:O	2.45	0.64
1:A:584:MET:N	1:A:588:THR:OG1	2.30	0.64
2:F:434:GLN:HB3	4:F:1959:HOH:O	1.96	0.64
1:Q:265:VAL:O	1:Q:269:THR:HG23	1.98	0.64
1:A:1140:ALA:O	1:A:1144:THR:HG23	1.97	0.64
4:G:2086:HOH:O	1:I:986:GLU:HG2	1.96	0.64
2:R:1133:PHE:CD1	4:R:2053:HOH:O	2.49	0.64
2:X:668:SER:CA	4:X:1911:HOH:O	2.45	0.64
2:F:1563:ASN:ND2	2:N:1716:GLN:OE1	2.31	0.64
1:A:1714:ARG:NH2	2:X:918:GLN:OE1	2.20	0.64

*Continued on next page...*

*Continued from previous page...*

Atom-1	Atom-2	Interatomic distance (Å)	Clash overlap (Å)
1:A:164:ARG:NH2	1:A:205:TRP:O	2.31	0.64
2:G:1616:ASP:OD1	2:G:1617:ASN:N	2.31	0.64
4:G:2086:HOH:O	1:I:986:GLU:CG	2.46	0.64
2:F:1316:GLU:OE2	2:N:1298:LYS:NZ	2.31	0.64
1:Q:1140:ALA:O	1:Q:1144:THR:HG23	1.98	0.64
2:G:21:GLN:NE2	1:I:1796:SER:O	2.31	0.63
2:R:1304:CYS:SG	2:R:1587:HIS:NE2	2.70	0.63
2:X:1495:GLU:OE2	2:X:1499:ARG:NH1	2.31	0.63
2:F:1495:GLU:OE2	2:F:1499:ARG:NH1	2.30	0.63
1:M:1073:LEU:CG	4:M:2236:HOH:O	2.45	0.63
2:N:459:GLU:OE2	2:N:459:GLU:N	2.30	0.63
2:X:28:TRP:HA	2:X:31:THR:HG22	1.79	0.63
2:B:1302:GLY:H	2:B:1306:THR:HG22	1.64	0.63
2:B:1495:GLU:OE2	2:B:1499:ARG:NH1	2.31	0.63
2:G:1374:GLY:HA2	4:G:1906:HOH:O	1.98	0.63
2:F:28:TRP:HA	2:F:31:THR:HG22	1.79	0.63
2:G:1062:HIS:CD2	4:G:1939:HOH:O	2.51	0.63
2:N:1374:GLY:HA2	4:N:1905:HOH:O	1.98	0.63
1:W:265:VAL:O	1:W:269:THR:HG23	1.98	0.63
2:X:1007:GLU:O	2:X:1448:LYS:NZ	2.32	0.63
2:B:356:SER:HA	2:X:356:SER:HA	1.81	0.63
2:F:41:THR:O	2:F:76:ARG:NH1	2.32	0.63
1:M:153:GLN:NE2	1:M:225:CYS:SG	2.71	0.63
2:F:356:SER:N	2:R:356:SER:OG	2.31	0.63
2:F:917:CYS:HB2	4:F:1960:HOH:O	1.99	0.63
2:B:1322:LYS:NZ	2:R:1312:ASP:OD1	2.31	0.63
1:I:378:LEU:HD11	4:I:2231:HOH:O	1.85	0.63
2:N:1282:MET:SD	2:N:1282:MET:N	2.72	0.63
2:N:1727:GLU:CG	4:N:2073:HOH:O	2.47	0.63
2:G:1739:THR:CG2	4:G:2121:HOH:O	2.47	0.63
1:Q:1531:LYS:HG2	4:Q:2210:HOH:O	1.98	0.63
2:R:1495:GLU:OE2	2:R:1499:ARG:NH1	2.32	0.63
1:M:1977:GLN:NE2	2:N:16:GLU:OE1	2.32	0.63
2:N:1739:THR:CG2	4:N:2121:HOH:O	2.47	0.63
1:E:265:VAL:O	1:E:269:THR:HG23	1.98	0.62
2:G:715:LYS:HE2	4:G:2057:HOH:O	1.99	0.62
1:I:265:VAL:O	1:I:269:THR:HG23	1.98	0.62
2:R:705:LYS:CG	4:R:2105:HOH:O	2.34	0.62
2:B:373:GLU:HG3	4:B:2016:HOH:O	1.98	0.62
2:F:668:SER:HA	4:F:1909:HOH:O	2.00	0.62
1:I:1382:ILE:HG23	4:I:2202:HOH:O	1.99	0.62

*Continued on next page...*

*Continued from previous page...*

Atom-1	Atom-2	Interatomic distance (Å)	Clash overlap (Å)
1:M:265:VAL:O	1:M:269:THR:HG23	1.99	0.62
2:N:999:ASP:OD1	2:N:1671:ARG:NH2	2.31	0.62
1:Q:1796:SER:O	2:R:21:GLN:NE2	2.32	0.62
2:X:999:ASP:OD1	2:X:1671:ARG:NH2	2.33	0.62
2:B:1497:VAL:HB	4:B:1977:HOH:O	2.00	0.62
1:I:1073:LEU:HG	4:I:2238:HOH:O	1.99	0.62
1:M:1073:LEU:HG	4:M:2236:HOH:O	1.99	0.62
2:X:41:THR:O	2:X:76:ARG:NH1	2.32	0.62
2:X:757:ASP:O	2:X:765:GLY:N	2.33	0.62
2:B:999:ASP:OD1	2:B:1671:ARG:NH2	2.33	0.62
1:E:1352:LEU:HD12	4:E:2277:HOH:O	1.99	0.62
2:R:487:PRO:HB2	4:R:2080:HOH:O	1.99	0.62
2:B:1038:MET:O	2:B:1613:ARG:NH2	2.32	0.62
2:F:757:ASP:O	2:F:765:GLY:N	2.33	0.62
1:W:1352:LEU:CD1	4:W:2276:HOH:O	2.48	0.62
1:M:1796:SER:O	2:N:21:GLN:NE2	2.31	0.62
1:Q:1847:PRO:HB2	4:Q:2211:HOH:O	1.98	0.62
2:B:425:THR:CB	4:B:1908:HOH:O	2.37	0.62
2:G:1298:LYS:NZ	2:X:1316:GLU:OE2	2.32	0.62
2:R:373:GLU:HG3	4:R:2015:HOH:O	1.99	0.62
2:R:757:ASP:O	2:R:765:GLY:N	2.33	0.62
2:X:917:CYS:HB2	4:X:1961:HOH:O	1.99	0.62
2:G:1302:GLY:H	2:G:1306:THR:HG22	1.65	0.61
2:G:1735:PHE:CZ	4:G:2084:HOH:O	2.18	0.61
2:N:1735:PHE:CZ	4:N:2091:HOH:O	2.17	0.61
1:E:1352:LEU:CD1	4:E:2277:HOH:O	2.48	0.61
2:N:1154:PHE:CD1	2:R:357:LEU:HD13	2.36	0.61
2:N:1705:LYS:HD3	4:N:2100:HOH:O	1.99	0.61
1:A:1421:PHE:CE2	1:A:1430:LEU:HD22	2.34	0.61
1:E:920:LYS:NZ	1:E:965:GLU:OE1	2.29	0.61
2:F:918:GLN:OE1	1:Q:1714:ARG:NH2	2.21	0.61
2:N:715:LYS:HE2	4:N:2067:HOH:O	1.98	0.61
1:E:792:VAL:O	1:E:795:SER:OG	2.17	0.61
2:R:816:ASP:OD1	2:R:860:SER:OG	2.14	0.61
1:W:1531:LYS:HG2	4:W:2243:HOH:O	2.00	0.61
1:I:46:PHE:O	1:I:113:LYS:NZ	2.34	0.61
1:Q:1977:GLN:NE2	2:R:16:GLU:OE2	2.31	0.61
2:X:360:PHE:CB	4:X:1937:HOH:O	2.32	0.61
2:X:1308:VAL:HG11	4:X:1998:HOH:O	1.98	0.61
2:G:1739:THR:HG21	4:G:2121:HOH:O	2.00	0.61
1:I:1714:ARG:NH2	2:N:918:GLN:OE1	2.20	0.61

*Continued on next page...*

*Continued from previous page...*

Atom-1	Atom-2	Interatomic distance (Å)	Clash overlap (Å)
2:G:1705:LYS:HD3	4:G:2101:HOH:O	2.00	0.61
1:W:744:ILE:HG23	1:W:750:ILE:HG21	1.82	0.61
2:B:725:TYR:CD1	4:B:1965:HOH:O	2.51	0.61
1:I:1432:SER:CB	4:I:2203:HOH:O	2.47	0.61
2:R:999:ASP:OD1	2:R:1671:ARG:NH2	2.33	0.61
1:W:1352:LEU:HD12	4:W:2276:HOH:O	1.99	0.61
1:A:1796:SER:O	2:B:21:GLN:NE2	2.34	0.61
2:B:1312:ASP:OD1	2:R:1322:LYS:NZ	2.34	0.61
1:I:1073:LEU:CD2	4:I:2238:HOH:O	2.46	0.61
1:Q:1421:PHE:CE2	1:Q:1430:LEU:HD22	2.36	0.61
2:R:1154:PHE:CD1	2:X:357:LEU:HD13	2.36	0.61
1:A:856:ASP:CB	4:A:2253:HOH:O	2.32	0.60
2:B:424:LEU:HD21	2:B:431:THR:HG23	1.82	0.60
2:B:757:ASP:O	2:B:765:GLY:N	2.33	0.60
2:G:71:ALA:C	4:G:1937:HOH:O	2.44	0.60
2:X:1102:ILE:CG1	4:X:2015:HOH:O	2.48	0.60
2:G:827:SER:HB3	4:G:1916:HOH:O	2.00	0.60
1:I:1073:LEU:CA	4:I:2238:HOH:O	2.37	0.60
1:W:986:GLU:HG2	4:X:2077:HOH:O	2.01	0.60
1:E:744:ILE:HG23	1:E:750:ILE:HG21	1.82	0.60
2:F:1062:HIS:CE1	4:F:2016:HOH:O	2.54	0.60
1:M:1073:LEU:CD2	4:M:2236:HOH:O	2.48	0.60
2:N:357:LEU:HD13	2:X:1154:PHE:CD1	2.36	0.60
2:N:1302:GLY:H	2:N:1306:THR:HG22	1.66	0.60
1:W:572:GLN:HG2	4:W:2228:HOH:O	2.01	0.60
2:G:1282:MET:SD	2:G:1282:MET:N	2.73	0.60
1:I:647:GLN:CA	4:I:2224:HOH:O	2.44	0.60
2:R:760:LYS:HE2	4:R:2099:HOH:O	2.01	0.60
1:E:1531:LYS:HG2	4:E:2244:HOH:O	2.01	0.60
2:F:1102:ILE:CG1	4:F:2019:HOH:O	2.49	0.60
2:X:668:SER:HA	4:X:1911:HOH:O	2.00	0.60
2:X:1062:HIS:CE1	4:X:2013:HOH:O	2.54	0.60
2:N:1739:THR:HG21	4:N:2121:HOH:O	2.01	0.60
1:A:1244:GLU:OE2	1:A:1263:ASN:ND2	2.35	0.60
2:G:1727:GLU:CG	4:G:2072:HOH:O	2.47	0.60
1:I:744:ILE:HG23	1:I:750:ILE:HG21	1.84	0.60
2:N:827:SER:HB3	4:N:1913:HOH:O	2.01	0.60
2:B:41:THR:O	2:B:76:ARG:NH1	2.35	0.60
1:M:744:ILE:HG23	1:M:750:ILE:HG21	1.84	0.60
1:M:46:PHE:O	1:M:113:LYS:NZ	2.34	0.60
1:A:251:ARG:NH1	1:A:271:ALA:O	2.35	0.59

*Continued on next page...*



*Continued from previous page...*

Atom-1	Atom-2	Interatomic distance (Å)	Clash overlap (Å)
1:M:1134:GLU:N	1:M:1134:GLU:OE1	2.36	0.59
1:E:164:ARG:NH2	1:E:205:TRP:O	2.36	0.59
2:B:710:THR:CB	4:B:1902:HOH:O	2.43	0.59
1:M:1158:LEU:HD21	1:M:1195:ILE:HD11	1.84	0.59
1:W:164:ARG:NH2	1:W:205:TRP:O	2.35	0.59
1:I:1134:GLU:OE1	1:I:1134:GLU:N	2.35	0.59
1:Q:164:ARG:NH2	1:Q:205:TRP:O	2.36	0.59
2:R:487:PRO:CG	4:R:2080:HOH:O	2.51	0.59
2:X:360:PHE:CA	4:X:1937:HOH:O	2.48	0.59
2:B:915:GLN:HG3	4:B:2084:HOH:O	2.02	0.59
2:R:915:GLN:HG3	4:R:2081:HOH:O	2.02	0.59
2:B:487:PRO:CB	4:B:2086:HOH:O	2.50	0.59
2:F:356:SER:HA	2:R:356:SER:HA	1.84	0.59
2:B:796:ARG:NH2	2:X:380:GLU:O	2.36	0.59
1:E:584:MET:N	1:E:588:THR:OG1	2.34	0.59
2:F:1556:ASN:HB2	4:F:2080:HOH:O	2.02	0.59
1:I:336:VAL:HG23	4:I:2227:HOH:O	2.02	0.59
1:Q:744:ILE:HG23	1:Q:750:ILE:HG21	1.84	0.59
2:X:1205:SER:HB2	4:X:2142:HOH:O	2.02	0.59
1:A:1977:GLN:NE2	2:B:16:GLU:OE1	2.35	0.58
2:N:36:LEU:O	2:N:76:ARG:NH2	2.36	0.58
1:Q:1659:GLN:CB	4:Q:2232:HOH:O	2.36	0.58
2:B:1586:GLY:HA3	4:B:1901:HOH:O	2.03	0.58
1:I:1531:LYS:CD	4:I:2246:HOH:O	2.51	0.58
2:F:1497:VAL:HB	4:F:2013:HOH:O	2.03	0.58
2:F:1515:SER:OG	2:N:1503:ARG:NH2	2.36	0.58
2:G:356:SER:HA	2:N:356:SER:HA	1.85	0.58
2:G:1145:HIS:O	2:X:1117:LYS:NZ	2.25	0.58
1:I:1707:HIS:HB3	4:I:2204:HOH:O	2.03	0.58
1:A:1531:LYS:HG2	4:A:2207:HOH:O	2.03	0.58
1:A:744:ILE:HG23	1:A:750:ILE:HG21	1.84	0.58
1:I:1656:GLN:OE1	1:I:1766:GLN:NE2	2.36	0.58
2:N:71:ALA:C	4:N:1937:HOH:O	2.45	0.58
2:N:1196:THR:HG21	4:N:1982:HOH:O	2.03	0.58
1:W:587:THR:HA	4:W:2202:HOH:O	2.03	0.58
2:G:41:THR:O	2:G:76:ARG:NH1	2.36	0.58
2:G:930:LEU:HD12	4:G:1930:HOH:O	1.97	0.58
2:G:1503:ARG:NH2	2:X:1515:SER:OG	2.36	0.58
2:X:1362:LYS:HB3	4:X:2053:HOH:O	2.04	0.58
1:A:153:GLN:NE2	1:A:225:CYS:SG	2.77	0.58
1:M:647:GLN:CA	4:M:2226:HOH:O	2.48	0.58

*Continued on next page...*

*Continued from previous page...*

Atom-1	Atom-2	Interatomic distance (Å)	Clash overlap (Å)
1:M:1073:LEU:CA	4:M:2236:HOH:O	2.37	0.58
2:N:41:THR:O	2:N:76:ARG:NH1	2.36	0.58
1:Q:1158:LEU:HD21	1:Q:1195:ILE:HD11	1.85	0.58
1:W:1158:LEU:HD11	1:W:1195:ILE:HD11	1.85	0.58
2:X:1102:ILE:HG12	4:X:2015:HOH:O	2.04	0.58
1:M:1346:ILE:O	1:M:1592:ARG:NH2	2.37	0.58
1:E:401:LEU:HG	4:E:2229:HOH:O	2.04	0.58
1:E:587:THR:HA	4:E:2202:HOH:O	2.03	0.58
1:E:1134:GLU:N	1:E:1134:GLU:OE1	2.37	0.58
2:F:1292:SER:O	2:F:1292:SER:OG	2.10	0.58
2:G:757:ASP:O	2:G:765:GLY:N	2.37	0.58
2:F:1362:LYS:HB3	4:F:2051:HOH:O	2.04	0.57
1:M:1649:THR:CG2	4:M:2212:HOH:O	2.50	0.57
2:R:1739:THR:CG2	4:R:2068:HOH:O	2.51	0.57
1:M:584:MET:N	1:M:588:THR:OG1	2.35	0.57
1:M:1140:ALA:O	1:M:1144:THR:HG23	2.04	0.57
2:X:1556:ASN:HB2	4:X:2074:HOH:O	2.03	0.57
1:A:1656:GLN:OE1	1:A:1766:GLN:NE2	2.37	0.57
2:F:1102:ILE:HG12	4:F:2019:HOH:O	2.04	0.57
2:G:1196:THR:HG21	4:G:1983:HOH:O	2.03	0.57
2:G:1495:GLU:OE2	2:G:1499:ARG:NH1	2.37	0.57
2:B:367:SER:OG	2:X:367:SER:OG	2.14	0.57
1:E:1158:LEU:HD11	1:E:1195:ILE:HD11	1.85	0.57
1:M:139:HIS:HA	4:M:2219:HOH:O	2.04	0.57
1:A:1158:LEU:HD21	1:A:1195:ILE:HD11	1.86	0.57
1:E:615:VAL:HG12	4:E:2238:HOH:O	2.04	0.57
2:N:1495:GLU:OE2	2:N:1499:ARG:NH1	2.38	0.57
2:R:30:GLU:O	2:R:34:VAL:HG23	2.04	0.57
2:R:41:THR:O	2:R:76:ARG:NH1	2.36	0.57
1:W:401:LEU:HG	4:W:2231:HOH:O	2.04	0.57
1:W:1134:GLU:N	1:W:1134:GLU:OE1	2.37	0.57
2:F:711:SER:HB2	4:F:2044:HOH:O	2.04	0.57
1:Q:1656:GLN:OE1	1:Q:1766:GLN:NE2	2.37	0.57
2:R:36:LEU:O	2:R:76:ARG:NH2	2.37	0.57
1:W:584:MET:N	1:W:588:THR:OG1	2.33	0.57
1:Q:704:ILE:HG22	1:Q:708:LYS:HD3	1.87	0.57
2:X:1109:LEU:CD2	4:X:2100:HOH:O	2.52	0.57
1:I:1173:ASP:OD1	1:I:1175:LYS:N	2.38	0.57
1:M:1531:LYS:CD	4:M:2247:HOH:O	2.52	0.57
2:R:84:ASP:O	2:R:88:ILE:HD12	2.05	0.57
2:G:36:LEU:O	2:G:76:ARG:NH2	2.36	0.57

*Continued on next page...*



*Continued from previous page...*

Atom-1	Atom-2	Interatomic distance (Å)	Clash overlap (Å)
1:W:1809:VAL:HG21	2:X:14:LEU:HD21	1.87	0.57
1:I:615:VAL:HG12	4:I:2259:HOH:O	1.97	0.57
1:M:1707:HIS:HB3	4:M:2201:HOH:O	2.03	0.57
2:N:757:ASP:O	2:N:765:GLY:N	2.36	0.57
1:Q:143:ASP:C	4:Q:2227:HOH:O	2.48	0.57
2:F:1109:LEU:CD2	4:F:2100:HOH:O	2.52	0.56
2:F:1308:VAL:HG11	4:F:1999:HOH:O	1.99	0.56
2:X:1497:VAL:HB	4:X:2008:HOH:O	2.03	0.56
2:B:30:GLU:O	2:B:34:VAL:HG23	2.05	0.56
1:I:164:ARG:NH2	1:I:205:TRP:O	2.38	0.56
1:M:164:ARG:NH2	1:M:205:TRP:O	2.38	0.56
2:N:930:LEU:HD12	4:N:1949:HOH:O	1.98	0.56
1:Q:1173:ASP:OD1	1:Q:1175:LYS:N	2.38	0.56
2:B:1739:THR:HG23	4:B:2102:HOH:O	2.03	0.56
1:I:139:HIS:HA	4:I:2219:HOH:O	2.04	0.56
1:I:1946:ILE:HD12	4:I:2235:HOH:O	2.05	0.56
1:M:1104:VAL:O	1:M:1115:GLU:N	2.38	0.56
1:I:1140:ALA:O	1:I:1144:THR:HG23	2.04	0.56
1:E:1173:ASP:OD1	1:E:1175:LYS:N	2.39	0.56
1:W:615:VAL:HG12	4:W:2236:HOH:O	2.04	0.56
2:F:30:GLU:O	2:F:34:VAL:HG23	2.06	0.56
2:R:355:GLY:O	2:R:359:SER:OG	2.24	0.56
2:B:488:VAL:CG1	4:B:1989:HOH:O	2.53	0.56
2:G:30:GLU:O	2:G:34:VAL:HG23	2.06	0.56
2:G:816:ASP:OD1	2:G:860:SER:OG	2.17	0.56
1:A:1843:VAL:HG22	1:A:1895:LEU:HD22	1.88	0.56
2:B:36:LEU:O	2:B:76:ARG:NH2	2.38	0.56
2:F:1126:VAL:HG22	2:F:1172:LEU:HD12	1.87	0.56
4:F:2153:HOH:O	2:N:1259:MET:SD	2.58	0.56
1:M:1921:ILE:HD12	1:M:1922:GLU:N	2.20	0.56
1:M:1946:ILE:HD12	4:M:2234:HOH:O	2.04	0.56
2:N:30:GLU:O	2:N:34:VAL:HG23	2.05	0.56
2:X:30:GLU:O	2:X:34:VAL:HG23	2.06	0.56
1:I:1921:ILE:HD12	1:I:1922:GLU:N	2.21	0.56
1:Q:986:GLU:CG	4:R:2058:HOH:O	2.53	0.56
1:Q:1774:LYS:NZ	1:Q:1778:GLU:OE1	2.39	0.56
1:A:1337:VAL:HG11	1:A:1399:ARG:HE	1.71	0.55
1:Q:1740:PHE:HD2	4:Q:2209:HOH:O	1.88	0.55
1:Q:584:MET:N	1:Q:588:THR:OG1	2.34	0.55
1:A:347:LEU:HD12	1:A:351:LYS:HE3	1.88	0.55
1:E:1104:VAL:O	1:E:1115:GLU:N	2.39	0.55

*Continued on next page...*

*Continued from previous page...*

Atom-1	Atom-2	Interatomic distance (Å)	Clash overlap (Å)
1:I:792:VAL:O	1:I:795:SER:OG	2.17	0.55
2:F:355:GLY:O	2:F:359:SER:OG	2.24	0.55
2:F:373:GLU:HG3	4:F:2063:HOH:O	2.05	0.55
2:F:1503:ARG:NH2	2:N:1515:SER:OG	2.39	0.55
2:B:843:LYS:HB2	4:B:2011:HOH:O	2.07	0.55
1:M:395:PRO:HB3	4:M:2255:HOH:O	2.07	0.55
1:W:1921:ILE:CG2	4:W:2229:HOH:O	2.54	0.55
1:A:1740:PHE:HD2	4:A:2211:HOH:O	1.90	0.55
1:E:1158:LEU:HD21	1:E:1205:LEU:HD22	1.89	0.55
1:E:1921:ILE:CG2	4:E:2227:HOH:O	2.54	0.55
2:G:355:GLY:O	2:G:359:SER:OG	2.24	0.55
1:W:1104:VAL:O	1:W:1115:GLU:N	2.39	0.55
2:X:711:SER:HB2	4:X:2049:HOH:O	2.05	0.55
1:A:760:SER:OG	1:A:763:ASP:OD1	2.24	0.55
1:A:986:GLU:CG	4:B:2061:HOH:O	2.53	0.55
2:F:53:LEU:HD23	2:F:56:MET:HE2	1.89	0.55
2:F:1412:LYS:NZ	2:N:1715:GLU:OE1	2.22	0.55
1:E:48:GLY:O	1:E:113:LYS:NZ	2.39	0.55
1:A:1104:VAL:O	1:A:1115:GLU:N	2.38	0.55
1:I:1022:LEU:O	1:I:1025:SER:OG	2.25	0.55
1:A:1659:GLN:CB	4:A:2230:HOH:O	2.39	0.55
1:Q:1843:VAL:HG22	1:Q:1895:LEU:HD22	1.89	0.55
1:W:849:VAL:CG2	4:W:2237:HOH:O	2.54	0.55
1:W:1173:ASP:OD1	1:W:1175:LYS:N	2.39	0.55
2:F:36:LEU:O	2:F:76:ARG:NH2	2.40	0.54
2:F:1410:THR:HG22	4:F:2073:HOH:O	2.07	0.54
2:R:843:LYS:HB2	4:R:2004:HOH:O	2.06	0.54
2:X:36:LEU:O	2:X:76:ARG:NH2	2.40	0.54
2:B:1154:PHE:CD1	2:F:357:LEU:HD13	2.43	0.54
2:R:488:VAL:CG1	4:R:1975:HOH:O	2.55	0.54
1:W:48:GLY:O	1:W:113:LYS:NZ	2.39	0.54
2:B:459:GLU:OE1	2:B:459:GLU:N	2.41	0.54
2:F:1019:VAL:HG11	2:F:1665:LEU:HD22	1.89	0.54
1:E:400:LYS:HE2	4:E:2229:HOH:O	2.07	0.54
1:E:1921:ILE:HD12	1:E:1922:GLU:N	2.21	0.54
2:X:1126:VAL:HG22	2:X:1172:LEU:HD12	1.87	0.54
2:X:1360:THR:HG21	4:X:2153:HOH:O	2.07	0.54
1:E:305:SER:N	1:I:1293:LYS:O	2.40	0.54
1:Q:1921:ILE:HD12	1:Q:1922:GLU:N	2.22	0.54
2:B:1722:PRO:HG3	4:R:1960:HOH:O	2.08	0.54
2:B:1491:LYS:CG	2:B:1747:VAL:HG11	2.38	0.54

*Continued on next page...*

*Continued from previous page...*

Atom-1	Atom-2	Interatomic distance (Å)	Clash overlap (Å)
1:W:1921:ILE:HD12	1:W:1922:GLU:N	2.22	0.54
2:F:1360:THR:HG21	4:F:2154:HOH:O	2.07	0.54
1:I:553:ARG:NH2	1:I:1077:GLU:OE2	2.41	0.54
1:M:1520:ILE:HD11	2:N:90:TYR:O	2.07	0.54
1:Q:143:ASP:CA	4:Q:2227:HOH:O	2.55	0.54
1:Q:1104:VAL:O	1:Q:1115:GLU:N	2.39	0.54
2:R:1017:VAL:HG11	2:R:1665:LEU:HD13	1.89	0.54
1:W:1158:LEU:HD21	1:W:1205:LEU:HD22	1.88	0.54
2:F:915:GLN:HG3	4:F:2094:HOH:O	2.08	0.54
2:G:90:TYR:O	1:I:1520:ILE:HD11	2.08	0.54
2:B:700:ILE:HB	4:B:1965:HOH:O	2.08	0.54
2:G:510:TYR:HB3	4:G:2162:HOH:O	2.08	0.54
1:M:1022:LEU:O	1:M:1025:SER:OG	2.26	0.54
2:X:1368:THR:N	2:X:1554:ASP:OD2	2.41	0.53
2:B:1017:VAL:HG11	2:B:1665:LEU:HD13	1.89	0.53
2:F:1037:GLU:OE1	2:F:1045:SER:OG	2.19	0.53
2:F:1117:LYS:NZ	2:N:1145:HIS:O	2.26	0.53
2:G:1259:MET:SD	4:X:2152:HOH:O	2.59	0.53
1:I:584:MET:N	1:I:588:THR:OG1	2.36	0.53
1:I:1240:GLU:OE2	1:I:1240:GLU:N	2.42	0.53
2:R:1108:GLU:HB2	4:R:1989:HOH:O	2.08	0.53
2:F:1113:TYR:HB2	4:F:1936:HOH:O	2.09	0.53
1:A:1921:ILE:HD12	1:A:1922:GLU:N	2.22	0.53
2:B:355:GLY:O	2:B:359:SER:OG	2.26	0.53
2:B:760:LYS:HE2	4:B:2103:HOH:O	2.09	0.53
2:B:1154:PHE:CE1	2:F:357:LEU:HD13	2.43	0.53
2:G:1304:CYS:SG	2:G:1587:HIS:NE2	2.78	0.53
2:G:1402:VAL:HG11	2:G:1533:PHE:CZ	2.43	0.53
2:N:1076:ASP:OD2	2:N:1092:TYR:OH	2.26	0.53
1:E:572:GLN:HG2	4:E:2231:HOH:O	2.07	0.53
2:G:342:GLU:HA	4:G:1928:HOH:O	2.09	0.53
2:N:28:TRP:HA	2:N:31:THR:HG22	1.90	0.53
2:X:1410:THR:HG22	4:X:2081:HOH:O	2.08	0.53
2:B:1582:LYS:NZ	2:B:1596:MET:SD	2.82	0.53
1:E:849:VAL:CG2	4:E:2237:HOH:O	2.54	0.53
1:E:1809:VAL:HG21	2:F:14:LEU:HD21	1.91	0.53
1:I:1346:ILE:O	1:I:1592:ARG:NH2	2.40	0.53
1:M:336:VAL:HG23	4:M:2228:HOH:O	2.03	0.53
1:M:401:LEU:HG	4:M:2214:HOH:O	2.09	0.53
2:N:373:GLU:CG	4:N:2014:HOH:O	2.57	0.53
2:B:1019:VAL:HG11	2:B:1665:LEU:HD22	1.90	0.53

*Continued on next page...*

*Continued from previous page...*

Atom-1	Atom-2	Interatomic distance (Å)	Clash overlap (Å)
1:A:143:ASP:C	4:A:2225:HOH:O	2.51	0.53
2:R:944:ARG:HD3	4:R:2130:HOH:O	2.09	0.53
1:W:913:LEU:HD22	1:W:917:MET:HE2	1.91	0.53
2:X:915:GLN:HG3	4:X:2094:HOH:O	2.08	0.53
2:B:1739:THR:HG21	4:B:2102:HOH:O	2.06	0.53
1:I:1797:LEU:HB3	4:I:2206:HOH:O	2.08	0.53
1:W:400:LYS:HE2	4:W:2231:HOH:O	2.07	0.53
2:X:1129:ASP:OD1	2:X:1168:LYS:N	2.41	0.53
2:F:1410:THR:CG2	4:F:2073:HOH:O	2.56	0.53
2:B:508:ILE:CA	4:B:1944:HOH:O	2.32	0.52
2:G:1515:SER:OG	2:X:1503:ARG:NH2	2.41	0.52
1:I:401:LEU:HG	4:I:2212:HOH:O	2.09	0.52
1:M:1240:GLU:N	1:M:1240:GLU:OE2	2.42	0.52
1:W:1158:LEU:HD11	1:W:1195:ILE:CD1	2.39	0.52
2:B:1372:ARG:HE	2:B:1551:VAL:HA	1.75	0.52
2:X:1410:THR:CG2	4:X:2081:HOH:O	2.57	0.52
1:I:1158:LEU:HD21	1:I:1195:ILE:HD11	1.91	0.52
1:M:1797:LEU:HB3	4:M:2205:HOH:O	2.08	0.52
2:N:1402:VAL:HG11	2:N:1533:PHE:CZ	2.45	0.52
2:R:1372:ARG:HE	2:R:1551:VAL:HA	1.74	0.52
2:X:1402:VAL:HG11	2:X:1533:PHE:CZ	2.45	0.52
2:X:1646:THR:HG23	4:X:1924:HOH:O	2.09	0.52
1:A:857:ASP:O	1:A:861:ASN:ND2	2.42	0.52
2:B:357:LEU:HD13	2:G:1154:PHE:CD1	2.44	0.52
2:F:1646:THR:HG23	4:F:1923:HOH:O	2.09	0.52
2:G:1019:VAL:HG11	2:G:1665:LEU:HD22	1.91	0.52
1:I:336:VAL:HG22	4:I:2227:HOH:O	2.07	0.52
2:R:377:TRP:NE1	4:R:1905:HOH:O	2.43	0.52
2:B:729:GLY:HA3	4:B:1965:HOH:O	1.99	0.52
2:B:1085:GLU:HA	2:B:1088:ILE:HD12	1.91	0.52
2:B:1248:SER:OG	2:B:1332:ASP:OD1	2.27	0.52
1:E:1774:LYS:NZ	1:E:1778:GLU:OE1	2.42	0.52
2:F:1145:HIS:CE1	4:F:2088:HOH:O	2.63	0.52
1:I:1104:VAL:O	1:I:1115:GLU:N	2.43	0.52
2:N:1019:VAL:HG11	2:N:1665:LEU:HD22	1.91	0.52
2:X:843:LYS:HB2	4:X:1991:HOH:O	2.09	0.52
2:X:1019:VAL:HG11	2:X:1665:LEU:HD22	1.90	0.52
2:B:1129:ASP:OD1	2:B:1168:LYS:N	2.42	0.52
2:G:28:TRP:CZ2	2:G:53:LEU:HD22	2.45	0.52
2:F:1402:VAL:HG11	2:F:1533:PHE:CZ	2.45	0.52
2:G:1491:LYS:HG2	2:G:1747:VAL:HG11	1.91	0.52

*Continued on next page...*

*Continued from previous page...*

Atom-1	Atom-2	Interatomic distance (Å)	Clash overlap (Å)
1:Q:760:SER:OG	1:Q:763:ASP:OD1	2.22	0.52
2:R:1019:VAL:HG11	2:R:1665:LEU:HD22	1.90	0.52
2:F:1368:THR:N	2:F:1554:ASP:OD2	2.41	0.52
2:G:367:SER:OG	2:N:367:SER:OG	2.15	0.52
2:G:1274:LEU:HD23	2:X:1345:MET:HE2	1.92	0.52
1:I:1774:LYS:NZ	1:I:1778:GLU:OE1	2.42	0.52
2:N:342:GLU:HA	4:N:1922:HOH:O	2.09	0.52
1:A:488:ASP:OD2	1:A:498:GLY:N	2.42	0.52
2:B:1360:THR:OG1	2:B:1363:GLU:OE2	2.27	0.52
2:B:1585:THR:C	4:B:1901:HOH:O	2.53	0.52
2:B:1726:VAL:HG11	2:B:1733:LEU:HB3	1.92	0.52
2:N:841:GLU:OE1	2:N:841:GLU:N	2.42	0.52
2:X:1145:HIS:CE1	4:X:2089:HOH:O	2.63	0.52
1:A:143:ASP:CA	4:A:2225:HOH:O	2.57	0.52
4:B:1966:HOH:O	2:R:1722:PRO:HG3	2.09	0.52
1:E:1158:LEU:HD12	1:E:1162:LEU:HD11	1.91	0.52
2:G:1390:ASP:OD1	2:G:1391:LEU:N	2.43	0.52
1:I:1629:ARG:NH1	1:I:1634:GLU:O	2.43	0.52
1:M:1656:GLN:OE1	1:M:1766:GLN:NE2	2.42	0.52
2:N:863:THR:CG2	4:N:1941:HOH:O	2.48	0.52
1:Q:1766:GLN:HG2	1:Q:1797:LEU:HD13	1.91	0.52
1:E:1879:TYR:O	2:F:29:ILE:N	2.43	0.51
1:M:305:SER:N	1:Q:1293:LYS:O	2.41	0.51
2:R:1462:GLU:OE2	2:R:1501:SER:OG	2.12	0.51
2:R:1582:LYS:NZ	2:R:1596:MET:SD	2.83	0.51
2:B:508:ILE:CG2	4:B:1944:HOH:O	2.45	0.51
1:E:1858:ALA:HA	1:E:1912:ILE:HD11	1.93	0.51
2:F:843:LYS:HB2	4:F:1988:HOH:O	2.08	0.51
2:G:1327:LEU:CD2	4:G:1950:HOH:O	2.40	0.51
1:M:615:VAL:HG12	4:M:2260:HOH:O	2.01	0.51
2:N:510:TYR:HB3	4:N:2159:HOH:O	2.09	0.51
1:W:146:LEU:HD11	1:W:487:LEU:HD13	1.92	0.51
2:B:377:TRP:NE1	4:B:1907:HOH:O	2.42	0.51
1:E:1921:ILE:CA	4:E:2227:HOH:O	2.54	0.51
2:F:668:SER:N	4:F:1909:HOH:O	2.44	0.51
2:G:356:SER:O	2:G:358:LYS:N	2.35	0.51
2:G:1017:VAL:HG11	2:G:1665:LEU:HD13	1.92	0.51
2:F:1085:GLU:HA	2:F:1088:ILE:HD12	1.93	0.51
1:I:1360:THR:N	4:I:2202:HOH:O	2.40	0.51
2:N:1390:ASP:OD1	2:N:1391:LEU:N	2.43	0.51
1:A:1346:ILE:O	1:A:1592:ARG:NH2	2.44	0.51

*Continued on next page...*

*Continued from previous page...*

Atom-1	Atom-2	Interatomic distance (Å)	Clash overlap (Å)
2:B:943:LEU:HD23	4:B:2037:HOH:O	2.11	0.51
2:F:680:TYR:O	2:F:769:ASP:N	2.43	0.51
2:F:1129:ASP:OD1	2:F:1168:LYS:N	2.41	0.51
2:G:843:LYS:HB2	4:G:1916:HOH:O	2.11	0.51
2:G:863:THR:CG2	4:G:1942:HOH:O	2.48	0.51
2:N:1017:VAL:HG11	2:N:1665:LEU:HD13	1.92	0.51
2:N:1491:LYS:HG2	2:N:1747:VAL:HG11	1.92	0.51
2:G:1315:ILE:HD11	2:G:1403:LEU:HB3	1.92	0.51
2:G:1368:THR:N	2:G:1554:ASP:OD2	2.43	0.51
1:I:146:LEU:HD11	1:I:487:LEU:HD13	1.93	0.51
2:N:680:TYR:O	2:N:769:ASP:N	2.42	0.51
2:R:1726:VAL:HG11	2:R:1733:LEU:HB3	1.92	0.51
1:W:710:HIS:C	4:W:2221:HOH:O	2.54	0.51
2:X:1366:ARG:NH2	2:X:1371:THR:O	2.43	0.51
2:B:944:ARG:HD3	4:B:2140:HOH:O	2.11	0.51
2:F:1145:HIS:HE1	4:F:2088:HOH:O	1.93	0.51
2:G:373:GLU:CG	4:G:2013:HOH:O	2.57	0.51
2:R:1555:LYS:HE2	4:R:1920:HOH:O	2.10	0.51
2:X:668:SER:N	4:X:1911:HOH:O	2.44	0.51
4:B:2139:HOH:O	2:F:353:LYS:CE	2.37	0.51
2:N:631:SER:CB	2:N:660:SER:HG	2.24	0.51
1:W:1946:ILE:HD12	4:W:2210:HOH:O	2.11	0.51
2:X:1113:TYR:HB2	4:X:1936:HOH:O	2.09	0.51
1:A:305:SER:N	1:E:1293:LYS:O	2.41	0.51
2:B:1368:THR:N	2:B:1554:ASP:OD2	2.41	0.51
2:G:526:TYR:HD2	4:G:2142:HOH:O	1.94	0.51
1:I:1244:GLU:OE2	1:I:1263:ASN:ND2	2.44	0.51
1:M:917:MET:HA	1:M:926:ILE:HD12	1.92	0.51
2:N:1368:THR:N	2:N:1554:ASP:OD2	2.44	0.51
1:Q:151:GLY:O	1:Q:232:GLN:NE2	2.43	0.51
2:X:1076:ASP:OD2	2:X:1092:TYR:OH	2.28	0.51
2:B:1692:MET:HE1	2:B:1701:MET:HE1	1.93	0.51
2:G:28:TRP:HA	2:G:31:THR:HG22	1.92	0.51
2:G:841:GLU:N	2:G:841:GLU:OE1	2.42	0.51
2:G:1129:ASP:OD1	2:G:1168:LYS:N	2.43	0.51
1:W:893:LYS:CE	4:W:2244:HOH:O	2.59	0.51
2:B:1292:SER:O	2:B:1292:SER:OG	2.14	0.50
1:E:710:HIS:C	4:E:2219:HOH:O	2.53	0.50
1:E:1158:LEU:HD11	1:E:1195:ILE:CD1	2.40	0.50
2:F:28:TRP:CZ2	2:F:53:LEU:HD22	2.46	0.50
1:Q:424:GLU:OE1	1:Q:424:GLU:N	2.41	0.50

*Continued on next page...*

*Continued from previous page...*

Atom-1	Atom-2	Interatomic distance (Å)	Clash overlap (Å)
2:R:1085:GLU:HA	2:R:1088:ILE:HD12	1.91	0.50
1:A:1173:ASP:OD1	1:A:1175:LYS:N	2.44	0.50
2:B:436:ILE:CG2	4:B:1921:HOH:O	2.58	0.50
2:G:340:GLN:HG2	4:G:2004:HOH:O	2.11	0.50
2:G:846:LEU:HD11	4:G:1986:HOH:O	2.11	0.50
2:R:459:GLU:N	2:R:459:GLU:OE1	2.45	0.50
2:X:1367:PRO:O	2:X:1368:THR:OG1	2.27	0.50
1:A:1537:GLU:OE1	1:A:1537:GLU:N	2.45	0.50
1:A:1799:GLU:OE2	1:A:1998:TYR:OH	2.29	0.50
1:E:146:LEU:HD11	1:E:487:LEU:HD13	1.92	0.50
2:G:337:ALA:HB3	2:N:348:LEU:HD21	1.94	0.50
2:G:1726:VAL:HG11	2:G:1733:LEU:HB3	1.94	0.50
1:M:1244:GLU:OE2	1:M:1263:ASN:ND2	2.44	0.50
1:M:1537:GLU:OE1	1:M:1537:GLU:N	2.44	0.50
2:R:1390:ASP:OD1	2:R:1391:LEU:N	2.44	0.50
1:W:1879:TYR:O	2:X:29:ILE:N	2.44	0.50
2:X:1145:HIS:HE1	4:X:2089:HOH:O	1.93	0.50
1:A:1293:LYS:O	1:I:305:SER:N	2.42	0.50
2:F:356:SER:HG	2:R:356:SER:CB	2.19	0.50
2:G:1076:ASP:OD2	2:G:1092:TYR:OH	2.26	0.50
1:I:1649:THR:CG2	4:I:2215:HOH:O	2.51	0.50
1:W:1368:LEU:HB3	4:W:2278:HOH:O	2.11	0.50
1:W:1858:ALA:HA	1:W:1912:ILE:HD11	1.93	0.50
2:X:1726:VAL:HG11	2:X:1733:LEU:HB3	1.94	0.50
1:A:2002:LEU:HD23	2:B:17:LEU:HD23	1.92	0.50
2:F:1017:VAL:HG11	2:F:1665:LEU:HD13	1.93	0.50
2:G:1151:CYS:SG	2:G:1152:GLU:N	2.85	0.50
1:I:1531:LYS:HE2	4:I:2246:HOH:O	2.12	0.50
2:N:915:GLN:HG3	4:N:2132:HOH:O	2.11	0.50
2:N:1085:GLU:HA	2:N:1088:ILE:HD12	1.94	0.50
1:W:1537:GLU:OE1	1:W:1537:GLU:N	2.45	0.50
1:I:1072:ARG:NH1	1:I:1076:GLU:OE2	2.45	0.50
2:R:487:PRO:CB	4:R:2080:HOH:O	2.54	0.50
1:M:519:ASP:OD1	1:M:520:SER:N	2.44	0.50
1:M:1072:ARG:NH1	1:M:1076:GLU:OE2	2.43	0.50
1:Q:917:MET:HA	1:Q:926:ILE:HD12	1.92	0.50
2:X:1085:GLU:HA	2:X:1088:ILE:HD12	1.93	0.50
1:A:1288:HIS:NE2	1:I:195:ILE:O	2.44	0.50
2:B:1462:GLU:OE2	2:B:1501:SER:OG	2.17	0.50
2:B:1515:SER:OG	2:R:1503:ARG:NH2	2.44	0.50
1:E:195:ILE:O	1:I:1288:HIS:NE2	2.42	0.50

*Continued on next page...*



*Continued from previous page...*

Atom-1	Atom-2	Interatomic distance (Å)	Clash overlap (Å)
1:E:834:ARG:NE	1:E:838:GLY:O	2.45	0.50
2:N:1129:ASP:OD1	2:N:1168:LYS:N	2.43	0.50
1:Q:488:ASP:OD2	1:Q:498:GLY:N	2.44	0.50
1:Q:1537:GLU:N	1:Q:1537:GLU:OE1	2.45	0.50
2:R:1536:THR:HG23	4:R:2063:HOH:O	2.10	0.50
1:W:937:PHE:O	1:W:941:VAL:HG23	2.12	0.50
2:X:1017:VAL:HG11	2:X:1665:LEU:HD13	1.94	0.50
1:A:146:LEU:HD11	1:A:487:LEU:HD13	1.94	0.49
1:A:1590:ARG:NH2	2:B:42:GLU:OE1	2.45	0.49
2:B:1402:VAL:HG11	2:B:1533:PHE:CZ	2.47	0.49
1:M:1774:LYS:NZ	1:M:1778:GLU:OE1	2.41	0.49
2:R:707:ILE:HD11	2:R:766:TRP:CE3	2.47	0.49
2:R:841:GLU:OE1	2:R:841:GLU:N	2.44	0.49
2:R:1368:THR:N	2:R:1554:ASP:OD2	2.41	0.49
2:X:1354:GLU:OE1	2:X:1366:ARG:NH1	2.43	0.49
1:E:917:MET:HA	1:E:926:ILE:HD12	1.93	0.49
2:F:1367:PRO:O	2:F:1368:THR:OG1	2.25	0.49
1:M:1118:SER:O	1:M:1166:LYS:NZ	2.44	0.49
2:R:680:TYR:O	2:R:769:ASP:N	2.43	0.49
1:A:2029:ILE:HD11	2:B:12:THR:HG21	1.94	0.49
1:I:1537:GLU:N	1:I:1537:GLU:OE1	2.45	0.49
2:N:1726:VAL:HG11	2:N:1733:LEU:HB3	1.93	0.49
1:W:1022:LEU:O	1:W:1025:SER:OG	2.30	0.49
2:X:684:THR:HG22	2:X:775:ALA:HB2	1.95	0.49
1:A:1744:ASP:OD1	1:A:1744:ASP:N	2.45	0.49
2:B:1076:ASP:OD2	2:B:1092:TYR:OH	2.29	0.49
1:E:937:PHE:O	1:E:941:VAL:HG23	2.12	0.49
2:F:841:GLU:OE1	2:F:841:GLU:N	2.44	0.49
2:F:986:ALA:CB	2:F:1050:ILE:HD12	2.42	0.49
2:G:1239:VAL:CB	4:G:2025:HOH:O	2.40	0.49
1:I:153:GLN:NE2	1:I:225:CYS:SG	2.85	0.49
1:I:519:ASP:OD1	1:I:520:SER:N	2.44	0.49
1:M:847:ARG:NH2	1:M:1035:ASP:OD2	2.46	0.49
2:N:843:LYS:HB2	4:N:1913:HOH:O	2.11	0.49
2:R:1360:THR:OG1	2:R:1363:GLU:OE1	2.30	0.49
2:X:481:GLN:HG2	2:X:482:VAL:HG13	1.95	0.49
2:X:494:ARG:CD	4:X:1955:HOH:O	2.48	0.49
2:X:816:ASP:OD1	2:X:860:SER:OG	2.12	0.49
2:F:1706:ASP:OD1	2:F:1706:ASP:N	2.42	0.49
2:G:631:SER:CB	2:G:660:SER:HG	2.24	0.49
1:M:146:LEU:HD11	1:M:487:LEU:HD13	1.93	0.49

*Continued on next page...*



*Continued from previous page...*

Atom-1	Atom-2	Interatomic distance (Å)	Clash overlap (Å)
1:M:331:LEU:HD13	4:M:2228:HOH:O	2.12	0.49
1:Q:146:LEU:HD11	1:Q:487:LEU:HD13	1.94	0.49
2:X:802:LEU:HD12	4:X:1947:HOH:O	2.12	0.49
2:X:986:ALA:CB	2:X:1050:ILE:HD12	2.42	0.49
1:A:1630:ASN:O	1:A:1634:GLU:N	2.41	0.49
1:E:986:GLU:CG	4:F:2081:HOH:O	2.61	0.49
1:E:1531:LYS:CD	4:E:2244:HOH:O	2.59	0.49
2:G:680:TYR:O	2:G:769:ASP:N	2.43	0.49
2:N:1304:CYS:SG	2:N:1587:HIS:NE2	2.79	0.49
1:W:834:ARG:NE	1:W:838:GLY:O	2.45	0.49
1:W:1531:LYS:CD	4:W:2243:HOH:O	2.60	0.49
2:B:1735:PHE:CZ	4:B:2002:HOH:O	2.41	0.49
2:G:1007:GLU:O	2:G:1448:LYS:NZ	2.42	0.49
1:I:331:LEU:HD13	4:I:2227:HOH:O	2.13	0.49
1:M:50:ASP:O	1:M:61:LYS:NZ	2.46	0.49
1:M:1360:THR:N	4:M:2204:HOH:O	2.42	0.49
1:W:893:LYS:HE2	4:W:2244:HOH:O	2.12	0.49
2:X:841:GLU:OE1	2:X:841:GLU:N	2.44	0.49
1:A:1774:LYS:NZ	1:A:1778:GLU:OE1	2.39	0.49
1:E:940:ARG:HD3	4:E:2257:HOH:O	2.13	0.49
1:E:1537:GLU:N	1:E:1537:GLU:OE1	2.45	0.49
2:G:1085:GLU:HA	2:G:1088:ILE:HD12	1.94	0.49
1:I:917:MET:HA	1:I:926:ILE:HD12	1.93	0.49
1:I:1118:SER:O	1:I:1166:LYS:NZ	2.45	0.49
1:Q:1118:SER:O	1:Q:1166:LYS:NZ	2.44	0.49
2:R:1491:LYS:CG	2:R:1747:VAL:HG11	2.41	0.49
1:W:572:GLN:CG	4:W:2228:HOH:O	2.61	0.49
1:W:1052:SER:N	4:W:2206:HOH:O	2.45	0.49
1:W:2002:LEU:HD23	2:X:17:LEU:HD23	1.95	0.49
1:A:1022:LEU:O	1:A:1025:SER:OG	2.30	0.49
2:B:1555:LYS:HE2	4:B:1919:HOH:O	2.08	0.49
1:E:647:GLN:CA	4:E:2230:HOH:O	2.55	0.49
2:F:707:ILE:HD12	2:F:707:ILE:N	2.28	0.49
1:M:1288:HIS:NE2	1:W:195:ILE:O	2.42	0.49
1:M:1531:LYS:HE2	4:M:2247:HOH:O	2.12	0.49
1:W:917:MET:HA	1:W:926:ILE:HD12	1.93	0.49
2:G:915:GLN:HG3	4:G:2136:HOH:O	2.12	0.49
2:N:1292:SER:O	2:N:1292:SER:OG	2.27	0.49
2:R:1402:VAL:HG11	2:R:1533:PHE:CZ	2.47	0.49
2:X:707:ILE:HD11	2:X:766:TRP:CE3	2.48	0.49
2:B:707:ILE:HD11	2:B:766:TRP:CE3	2.48	0.48

*Continued on next page...*

*Continued from previous page...*

Atom-1	Atom-2	Interatomic distance (Å)	Clash overlap (Å)
2:F:903:PHE:HD1	4:F:2125:HOH:O	1.86	0.48
1:I:1843:VAL:HG13	1:I:1895:LEU:HD13	1.95	0.48
1:Q:1022:LEU:O	1:Q:1025:SER:OG	2.30	0.48
1:Q:2002:LEU:HD23	2:R:17:LEU:HD23	1.95	0.48
2:R:1469:LEU:HD11	2:R:1493:ARG:HB3	1.94	0.48
1:W:50:ASP:O	1:W:61:LYS:NZ	2.46	0.48
2:X:711:SER:CB	4:X:2049:HOH:O	2.61	0.48
1:A:1879:TYR:O	2:B:29:ILE:N	2.45	0.48
1:E:822:THR:HG22	1:E:827:THR:HB	1.95	0.48
1:E:1118:SER:O	1:E:1166:LYS:NZ	2.45	0.48
2:F:707:ILE:HD11	2:F:766:TRP:CE3	2.48	0.48
1:M:937:PHE:O	1:M:941:VAL:HG23	2.13	0.48
1:W:1774:LYS:NZ	1:W:1778:GLU:OE1	2.42	0.48
1:A:1201:ASN:ND2	1:A:1226:TYR:O	2.46	0.48
1:E:1022:LEU:O	1:E:1025:SER:OG	2.30	0.48
1:E:1843:VAL:HG22	1:E:1895:LEU:HD22	1.96	0.48
2:F:802:LEU:HD12	4:F:1945:HOH:O	2.12	0.48
2:F:1304:CYS:SG	2:F:1587:HIS:NE2	2.85	0.48
2:N:340:GLN:HG2	4:N:2004:HOH:O	2.12	0.48
2:R:707:ILE:HD12	2:R:707:ILE:N	2.29	0.48
2:R:1152:GLU:HG3	2:R:1167:LEU:HD11	1.95	0.48
1:A:1118:SER:O	1:A:1166:LYS:NZ	2.44	0.48
2:B:1469:LEU:HD11	2:B:1493:ARG:HB3	1.94	0.48
1:E:1368:LEU:HB3	4:E:2275:HOH:O	2.12	0.48
2:F:1076:ASP:OD2	2:F:1092:TYR:OH	2.28	0.48
2:F:1726:VAL:HG11	2:F:1733:LEU:HB3	1.94	0.48
1:I:1360:THR:HB	4:I:2202:HOH:O	2.13	0.48
2:R:705:LYS:CE	4:R:2105:HOH:O	2.47	0.48
1:W:1118:SER:O	1:W:1166:LYS:NZ	2.45	0.48
2:X:707:ILE:N	2:X:707:ILE:HD12	2.28	0.48
1:A:1435:TRP:CE3	1:A:1487:VAL:HG13	2.49	0.48
2:F:1152:GLU:HG3	2:F:1167:LEU:HD11	1.96	0.48
1:M:336:VAL:HG22	4:M:2228:HOH:O	2.07	0.48
1:M:1744:ASP:OD1	1:M:1744:ASP:N	2.46	0.48
2:X:1195:ARG:NH1	2:X:1201:GLU:OE1	2.45	0.48
1:A:1766:GLN:HG2	1:A:1797:LEU:HD13	1.95	0.48
2:F:481:GLN:HG2	2:F:482:VAL:HG13	1.95	0.48
1:I:847:ARG:NH2	1:I:1035:ASP:OD2	2.46	0.48
2:N:1027:GLY:HA3	4:N:1951:HOH:O	2.14	0.48
2:R:986:ALA:CB	2:R:1050:ILE:HD12	2.44	0.48
2:X:1248:SER:HB3	2:X:1279:ILE:HG23	1.96	0.48

*Continued on next page...*

*Continued from previous page...*

Atom-1	Atom-2	Interatomic distance (Å)	Clash overlap (Å)
1:A:570:PHE:CZ	1:A:574:LEU:HD11	2.49	0.48
1:A:1843:VAL:HG13	1:A:1895:LEU:HD13	1.96	0.48
1:E:1654:THR:O	1:E:1769:LEU:HD21	2.14	0.48
1:E:1799:GLU:OE2	1:E:1998:TYR:OH	2.30	0.48
2:G:441:ARG:NH1	2:G:726:ALA:O	2.47	0.48
1:I:937:PHE:O	1:I:941:VAL:HG23	2.14	0.48
1:M:1843:VAL:HG13	1:M:1895:LEU:HD13	1.96	0.48
1:Q:1824:MET:HE3	1:Q:1824:MET:HA	1.96	0.48
2:R:388:GLY:CA	4:R:1922:HOH:O	2.61	0.48
1:W:647:GLN:CA	4:W:2232:HOH:O	2.56	0.48
2:B:705:LYS:CE	4:B:2104:HOH:O	2.49	0.48
2:B:841:GLU:OE1	2:B:841:GLU:N	2.44	0.48
2:B:1498:TYR:HD1	4:B:1977:HOH:O	1.95	0.48
1:E:1275:GLU:OE2	1:E:1357:VAL:HG13	2.13	0.48
2:G:1275:GLN:NE2	2:G:1276:GLU:OE2	2.46	0.48
1:M:1900:ASN:HB2	1:M:1935:VAL:HG13	1.96	0.48
1:Q:1792:PHE:HB3	1:Q:1806:LEU:HD22	1.96	0.48
1:W:940:ARG:HD3	4:W:2257:HOH:O	2.13	0.48
2:B:707:ILE:N	2:B:707:ILE:HD12	2.29	0.48
1:E:488:ASP:OD2	1:E:498:GLY:N	2.46	0.48
2:F:1154:PHE:CE1	2:G:357:LEU:HD13	2.48	0.48
2:R:1076:ASP:OD2	2:R:1092:TYR:OH	2.29	0.48
1:W:822:THR:HG22	1:W:827:THR:HB	1.95	0.48
1:W:857:ASP:O	1:W:861:ASN:ND2	2.47	0.48
2:B:680:TYR:O	2:B:769:ASP:N	2.43	0.48
2:N:1327:LEU:CD2	4:N:1957:HOH:O	2.40	0.48
2:R:1154:PHE:CE1	2:X:357:LEU:HD13	2.48	0.48
1:W:488:ASP:OD2	1:W:498:GLY:N	2.47	0.48
1:W:570:PHE:CZ	1:W:574:LEU:HD11	2.49	0.48
2:B:986:ALA:CB	2:B:1050:ILE:HD12	2.43	0.47
2:B:1503:ARG:NH2	2:R:1515:SER:OG	2.47	0.47
2:F:1151:CYS:SG	2:F:1152:GLU:N	2.87	0.47
2:N:1154:PHE:CG	2:R:357:LEU:HD13	2.49	0.47
1:Q:1879:TYR:O	2:R:29:ILE:N	2.47	0.47
2:X:355:GLY:O	2:X:359:SER:OG	2.30	0.47
2:X:1390:ASP:OD1	2:X:1391:LEU:N	2.47	0.47
1:A:401:LEU:HG	4:A:2226:HOH:O	2.13	0.47
1:A:917:MET:HA	1:A:926:ILE:HD12	1.95	0.47
2:F:709:THR:HG22	2:F:738:VAL:HG23	1.96	0.47
2:G:424:LEU:HD21	2:G:431:THR:CG2	2.44	0.47
1:I:1900:ASN:HB2	1:I:1935:VAL:HG13	1.96	0.47

*Continued on next page...*

*Continued from previous page...*

Atom-1	Atom-2	Interatomic distance (Å)	Clash overlap (Å)
1:M:1293:LYS:O	1:W:305:SER:N	2.43	0.47
1:Q:1900:ASN:HB2	1:Q:1935:VAL:HG13	1.96	0.47
2:R:1129:ASP:OD1	2:R:1168:LYS:N	2.43	0.47
1:W:4:HIS:CE1	4:W:2262:HOH:O	2.68	0.47
2:X:709:THR:HG22	2:X:738:VAL:HG23	1.96	0.47
1:E:2002:LEU:HD23	2:F:17:LEU:HD23	1.96	0.47
2:F:337:ALA:HB3	2:R:348:LEU:HD21	1.95	0.47
2:F:684:THR:HG22	2:F:775:ALA:HB2	1.95	0.47
1:Q:1799:GLU:OE2	1:Q:1998:TYR:OH	2.31	0.47
1:Q:2029:ILE:HD11	2:R:12:THR:HG21	1.95	0.47
2:X:680:TYR:O	2:X:769:ASP:N	2.43	0.47
2:X:1582:LYS:NZ	2:X:1596:MET:SD	2.87	0.47
2:B:348:LEU:HD21	2:X:337:ALA:HB3	1.94	0.47
2:B:1699:ASN:ND2	4:B:1918:HOH:O	2.47	0.47
2:F:1390:ASP:OD1	2:F:1391:LEU:N	2.47	0.47
1:I:888:LYS:NZ	1:I:1019:LYS:O	2.42	0.47
1:M:1360:THR:HB	4:M:2204:HOH:O	2.13	0.47
1:M:2002:LEU:HD23	2:N:17:LEU:HD23	1.97	0.47
2:N:355:GLY:O	2:N:359:SER:OG	2.30	0.47
2:R:1735:PHE:CZ	4:R:1995:HOH:O	2.41	0.47
1:W:1843:VAL:HG22	1:W:1895:LEU:HD22	1.96	0.47
1:A:586:PRO:HD2	3:A:2101:FMN:H6	1.96	0.47
2:B:1488:GLU:OE2	2:R:1434:ASN:ND2	2.46	0.47
2:G:17:LEU:HD23	1:I:2002:LEU:HD23	1.97	0.47
2:N:986:ALA:CB	2:N:1050:ILE:HD12	2.44	0.47
1:W:590:ASN:ND2	4:W:2202:HOH:O	2.48	0.47
2:F:1582:LYS:NZ	2:F:1596:MET:SD	2.88	0.47
2:G:29:ILE:N	1:I:1879:TYR:O	2.48	0.47
2:G:831:GLY:HA2	4:G:1902:HOH:O	2.15	0.47
1:M:488:ASP:OD2	1:M:498:GLY:N	2.47	0.47
1:A:856:ASP:CA	4:A:2253:HOH:O	2.58	0.47
1:A:1345:MET:HE3	1:A:1345:MET:HA	1.96	0.47
1:A:1792:PHE:HB3	1:A:1806:LEU:HD22	1.96	0.47
1:E:1630:ASN:O	1:E:1634:GLU:N	2.45	0.47
1:E:1900:ASN:HB2	1:E:1935:VAL:HG13	1.97	0.47
2:F:1354:GLU:OE1	2:F:1366:ARG:NH1	2.43	0.47
2:G:1248:SER:HB3	2:G:1279:ILE:HG23	1.97	0.47
1:I:1792:PHE:HB3	1:I:1806:LEU:HD22	1.96	0.47
1:I:1843:VAL:HG22	1:I:1895:LEU:HD22	1.96	0.47
1:M:888:LYS:NZ	1:M:1019:LYS:O	2.42	0.47
1:M:1824:MET:HE3	1:M:1824:MET:HA	1.96	0.47

*Continued on next page...*

*Continued from previous page...*

Atom-1	Atom-2	Interatomic distance (Å)	Clash overlap (Å)
2:N:1248:SER:HB3	2:N:1279:ILE:HG23	1.96	0.47
1:Q:1382:ILE:HD12	1:Q:1390:MET:SD	2.55	0.47
1:Q:1799:GLU:HG3	4:Q:2239:HOH:O	2.15	0.47
2:R:369:VAL:HG13	4:R:2015:HOH:O	2.15	0.47
2:R:1556:ASN:O	2:R:1560:THR:OG1	2.29	0.47
1:W:1158:LEU:HD12	1:W:1162:LEU:HD11	1.95	0.47
1:W:1630:ASN:O	1:W:1634:GLU:N	2.45	0.47
1:W:1675:ARG:HD3	4:W:2259:HOH:O	2.14	0.47
1:A:937:PHE:O	1:A:941:VAL:HG23	2.14	0.47
2:B:1072:SER:O	2:B:1072:SER:OG	2.33	0.47
1:E:1792:PHE:HB3	1:E:1806:LEU:HD22	1.97	0.47
2:F:419:ILE:HG12	2:F:424:LEU:HD22	1.97	0.47
1:M:1435:TRP:CE3	1:M:1487:VAL:HG13	2.49	0.47
1:Q:1309:MET:HE3	1:Q:1576:ARG:HE	1.80	0.47
1:W:1312:ALA:HB2	1:W:1390:MET:SD	2.55	0.47
1:E:461:ILE:O	1:E:465:VAL:HG23	2.15	0.47
2:F:711:SER:CB	4:F:2044:HOH:O	2.61	0.47
2:F:725:TYR:OH	2:F:733:SER:O	2.23	0.47
2:F:1248:SER:HB3	2:F:1279:ILE:HG23	1.95	0.47
2:G:1692:MET:HE1	2:G:1701:MET:HE1	1.97	0.47
1:Q:97:PHE:CZ	1:Q:101:LEU:HD11	2.50	0.47
1:Q:401:LEU:HG	4:Q:2220:HOH:O	2.14	0.47
1:Q:1744:ASP:OD1	1:Q:1744:ASP:N	2.45	0.47
1:W:556:LEU:HD22	1:W:1070:ILE:HD12	1.97	0.47
1:E:570:PHE:CZ	1:E:574:LEU:HD11	2.49	0.47
2:F:1154:PHE:CG	2:G:357:LEU:HD13	2.50	0.47
2:F:1469:LEU:HD11	2:F:1493:ARG:HB3	1.97	0.47
1:M:1879:TYR:O	2:N:29:ILE:N	2.47	0.47
1:E:857:ASP:O	1:E:861:ASN:ND2	2.47	0.46
2:F:1515:SER:O	2:N:1503:ARG:NH1	2.46	0.46
2:G:982:VAL:HG12	1:I:951:THR:O	2.14	0.46
2:G:986:ALA:CB	2:G:1050:ILE:HD12	2.45	0.46
2:G:1027:GLY:HA3	4:G:1954:HOH:O	2.14	0.46
1:I:1435:TRP:CE3	1:I:1487:VAL:HG13	2.50	0.46
1:M:1305:THR:HG23	1:M:1354:LYS:HB2	1.97	0.46
2:N:526:TYR:HD2	4:N:2139:HOH:O	1.98	0.46
1:W:461:ILE:O	1:W:465:VAL:HG23	2.15	0.46
2:X:747:ASP:OD1	2:X:747:ASP:N	2.47	0.46
1:A:340:ILE:HD11	1:A:366:LEU:HD13	1.96	0.46
2:B:1498:TYR:CD1	4:B:1977:HOH:O	2.56	0.46
1:E:50:ASP:O	1:E:61:LYS:NZ	2.47	0.46

*Continued on next page...*

*Continued from previous page...*

Atom-1	Atom-2	Interatomic distance (Å)	Clash overlap (Å)
1:E:1312:ALA:HB2	1:E:1390:MET:SD	2.55	0.46
2:G:1239:VAL:CG1	4:G:2025:HOH:O	2.63	0.46
1:Q:1435:TRP:CE3	1:Q:1487:VAL:HG13	2.50	0.46
2:F:373:GLU:CG	4:F:2063:HOH:O	2.63	0.46
2:F:424:LEU:HD21	2:F:431:THR:CG2	2.45	0.46
2:F:1102:ILE:HG13	4:F:2019:HOH:O	2.15	0.46
2:F:1196:THR:HG21	4:F:1972:HOH:O	2.14	0.46
2:F:1202:ASP:OD1	2:F:1203:THR:N	2.48	0.46
2:F:1315:ILE:HD11	2:F:1403:LEU:HB3	1.97	0.46
2:F:1366:ARG:NH2	2:F:1371:THR:O	2.42	0.46
2:G:510:TYR:CB	4:G:2162:HOH:O	2.64	0.46
2:G:1488:GLU:OE2	2:X:1434:ASN:ND2	2.47	0.46
1:I:1799:GLU:OE2	1:I:1998:TYR:OH	2.33	0.46
1:M:1799:GLU:OE2	1:M:1998:TYR:OH	2.33	0.46
1:M:1843:VAL:HG22	1:M:1895:LEU:HD22	1.98	0.46
1:W:1435:TRP:CE3	1:W:1487:VAL:HG13	2.50	0.46
1:W:1900:ASN:HB2	1:W:1935:VAL:HG13	1.97	0.46
1:W:1921:ILE:CA	4:W:2229:HOH:O	2.53	0.46
2:X:419:ILE:HG12	2:X:424:LEU:HD22	1.97	0.46
2:X:424:LEU:HD21	2:X:431:THR:CG2	2.46	0.46
2:X:707:ILE:HD11	2:X:766:TRP:HE3	1.81	0.46
2:B:356:SER:N	2:X:356:SER:OG	2.48	0.46
2:B:707:ILE:HD11	2:B:766:TRP:HE3	1.81	0.46
2:B:1108:GLU:HB2	4:B:1994:HOH:O	2.15	0.46
1:M:1173:ASP:OD1	1:M:1175:LYS:N	2.46	0.46
2:N:1202:ASP:OD1	2:N:1203:THR:N	2.48	0.46
1:Q:570:PHE:CZ	1:Q:574:LEU:HD11	2.50	0.46
2:R:356:SER:O	2:R:358:LYS:N	2.45	0.46
2:X:1315:ILE:HD11	2:X:1403:LEU:HB3	1.97	0.46
1:A:1900:ASN:HB2	1:A:1935:VAL:HG13	1.97	0.46
2:B:357:LEU:HD13	2:G:1154:PHE:CE1	2.51	0.46
2:B:1062:HIS:CD2	4:B:1957:HOH:O	2.68	0.46
2:B:1739:THR:CB	4:B:2062:HOH:O	2.44	0.46
1:M:992:LEU:HD12	4:M:2253:HOH:O	2.15	0.46
1:Q:305:SER:N	1:W:1293:LYS:O	2.45	0.46
4:W:2227:HOH:O	2:X:982:VAL:HG23	2.15	0.46
2:F:377:TRP:NE1	4:F:1924:HOH:O	2.48	0.46
2:F:1503:ARG:NH2	2:N:1515:SER:O	2.43	0.46
1:I:570:PHE:CZ	1:I:574:LEU:HD11	2.51	0.46
1:M:1531:LYS:CG	4:M:2247:HOH:O	2.57	0.46
1:M:1792:PHE:HB3	1:M:1806:LEU:HD22	1.97	0.46

*Continued on next page...*

*Continued from previous page...*

Atom-1	Atom-2	Interatomic distance (Å)	Clash overlap (Å)
1:Q:317:ASN:ND2	4:Q:2206:HOH:O	2.48	0.46
1:Q:569:LYS:NZ	1:Q:748:SER:O	2.47	0.46
1:W:21:PRO:CG	4:W:2262:HOH:O	2.33	0.46
1:W:1921:ILE:HG22	4:W:2229:HOH:O	2.15	0.46
1:A:386:PRO:HD2	1:A:389:LEU:HD22	1.98	0.46
2:B:369:VAL:HG13	4:B:2016:HOH:O	2.15	0.46
1:Q:847:ARG:NH2	1:Q:1035:ASP:OD2	2.48	0.46
1:W:1799:GLU:OE2	1:W:1998:TYR:OH	2.34	0.46
2:X:1202:ASP:OD1	2:X:1203:THR:N	2.48	0.46
2:B:388:GLY:CA	4:B:1931:HOH:O	2.64	0.46
2:F:891:LEU:HD11	2:F:939:PHE:CE2	2.51	0.46
2:N:1108:GLU:HB2	4:N:2005:HOH:O	2.16	0.46
2:N:1315:ILE:HD11	2:N:1403:LEU:HB3	1.97	0.46
1:Q:421:ASP:N	1:Q:421:ASP:OD1	2.48	0.46
1:Q:1201:ASN:ND2	1:Q:1226:TYR:O	2.49	0.46
1:W:39:LEU:N	4:W:2205:HOH:O	2.44	0.46
1:W:1520:ILE:HD11	2:X:90:TYR:O	2.16	0.46
1:W:1792:PHE:HB3	1:W:1806:LEU:HD22	1.97	0.46
1:W:2029:ILE:HD11	2:X:12:THR:HG21	1.98	0.46
2:X:1670:ASP:OD1	2:X:1670:ASP:N	2.45	0.46
1:A:24:LEU:HD13	1:A:74:ILE:CD1	2.46	0.46
1:A:421:ASP:OD1	1:A:421:ASP:N	2.49	0.46
1:A:1858:ALA:HA	1:A:1912:ILE:HD11	1.97	0.46
2:B:1021:THR:HG21	2:B:1387:MET:SD	2.56	0.46
2:B:1218:THR:HG23	2:B:1327:LEU:CD2	2.46	0.46
2:G:348:LEU:HD21	2:N:337:ALA:HB3	1.97	0.46
2:G:1202:ASP:OD1	2:G:1203:THR:N	2.48	0.46
1:M:386:PRO:HD2	1:M:389:LEU:HD22	1.98	0.46
1:M:460:ILE:O	1:M:464:VAL:HG23	2.15	0.46
2:N:441:ARG:NH1	2:N:726:ALA:O	2.48	0.46
1:Q:937:PHE:O	1:Q:941:VAL:HG23	2.15	0.46
2:X:354:GLN:OE1	2:X:355:GLY:N	2.49	0.46
1:A:1824:MET:HE3	1:A:1824:MET:HA	1.98	0.46
1:E:590:ASN:ND2	4:E:2202:HOH:O	2.48	0.46
1:E:1435:TRP:CE3	1:E:1487:VAL:HG13	2.51	0.46
2:N:1275:GLN:NE2	2:N:1276:GLU:OE2	2.49	0.46
1:Q:1310:ASP:OD1	1:Q:1576:ARG:NH1	2.49	0.46
2:X:1304:CYS:SG	2:X:1587:HIS:NE2	2.85	0.46
1:E:386:PRO:HD2	1:E:389:LEU:HD22	1.99	0.45
1:E:762:GLU:OE2	1:E:762:GLU:N	2.42	0.45
1:I:97:PHE:CZ	1:I:101:LEU:HD11	2.51	0.45

*Continued on next page...*



*Continued from previous page...*

Atom-1	Atom-2	Interatomic distance (Å)	Clash overlap (Å)
1:Q:1520:ILE:HD11	2:R:90:TYR:O	2.16	0.45
1:Q:1858:ALA:HA	1:Q:1912:ILE:HD11	1.97	0.45
1:A:639:ILE:HD11	3:A:2101:FMN:HN3	1.81	0.45
1:A:1520:ILE:HD11	2:B:90:TYR:O	2.16	0.45
2:B:481:GLN:HG2	2:B:482:VAL:HG13	1.99	0.45
1:E:151:GLY:O	1:E:232:GLN:NE2	2.49	0.45
1:E:1520:ILE:HD11	2:F:90:TYR:O	2.16	0.45
4:E:2226:HOH:O	2:F:982:VAL:HG23	2.15	0.45
1:I:992:LEU:HD12	4:I:2254:HOH:O	2.15	0.45
1:Q:1843:VAL:HG13	1:Q:1895:LEU:HD13	1.98	0.45
1:A:340:ILE:O	1:A:344:ASN:ND2	2.49	0.45
2:B:1248:SER:HB3	2:B:1279:ILE:HG23	1.98	0.45
2:F:1434:ASN:ND2	2:N:1488:GLU:OE2	2.47	0.45
1:M:495:SER:O	1:M:495:SER:OG	2.35	0.45
1:M:1612:MET:HG2	1:M:1626:VAL:HG23	1.99	0.45
1:Q:386:PRO:HD2	1:Q:389:LEU:HD22	1.98	0.45
4:Q:2216:HOH:O	2:R:982:VAL:HG23	2.15	0.45
2:X:1196:THR:HG21	4:X:1973:HOH:O	2.16	0.45
1:E:39:LEU:N	4:E:2204:HOH:O	2.44	0.45
1:E:1624:ILE:HG13	1:E:1644:ILE:HD12	1.98	0.45
2:G:684:THR:HG22	2:G:775:ALA:HB2	1.99	0.45
1:Q:603:HIS:NE2	1:Q:605:GLU:OE2	2.46	0.45
1:A:574:LEU:HD13	1:A:603:HIS:HB2	1.99	0.45
1:E:556:LEU:HD22	1:E:1070:ILE:HD12	1.99	0.45
1:I:1305:THR:HG23	1:I:1354:LYS:HB2	1.97	0.45
1:A:475:TRP:O	1:A:479:THR:OG1	2.34	0.45
1:A:992:LEU:HD12	4:A:2244:HOH:O	2.17	0.45
1:A:1799:GLU:HG3	4:A:2240:HOH:O	2.16	0.45
2:B:1202:ASP:OD1	2:B:1203:THR:N	2.49	0.45
2:F:1279:ILE:HD12	2:N:1279:ILE:HD12	1.98	0.45
2:G:831:GLY:CA	4:G:1902:HOH:O	2.65	0.45
2:G:1565:MET:HE3	2:G:1576:VAL:HG11	1.99	0.45
1:I:1655:GLY:HA3	4:I:2206:HOH:O	2.17	0.45
2:N:1239:VAL:CB	4:N:2027:HOH:O	2.47	0.45
2:N:1556:ASN:O	2:N:1560:THR:OG1	2.33	0.45
1:Q:1346:ILE:O	1:Q:1592:ARG:NH2	2.49	0.45
2:X:353:LYS:HA	2:X:356:SER:HB2	1.99	0.45
2:X:1218:THR:HG23	2:X:1327:LEU:CD2	2.47	0.45
2:X:1469:LEU:HD11	2:X:1493:ARG:HB3	1.98	0.45
1:E:1427:LEU:HD12	4:E:2235:HOH:O	2.15	0.45
1:I:1612:MET:HG2	1:I:1626:VAL:HG23	1.99	0.45

*Continued on next page...*



*Continued from previous page...*

Atom-1	Atom-2	Interatomic distance (Å)	Clash overlap (Å)
1:M:94:ILE:HD11	1:M:118:ILE:CG2	2.47	0.45
1:M:902:GLN:OE1	1:M:902:GLN:N	2.48	0.45
2:N:639:ILE:HD12	2:N:654:TYR:CD2	2.52	0.45
1:Q:1111:GLN:OE1	1:Q:1111:GLN:N	2.50	0.45
1:W:1275:GLU:OE1	1:W:1357:VAL:HG13	2.17	0.45
2:B:441:ARG:NH2	4:B:1926:HOH:O	2.50	0.45
2:G:1108:GLU:HB2	4:G:2007:HOH:O	2.16	0.45
1:Q:98:ALA:HB1	1:Q:114:VAL:CG1	2.46	0.45
2:R:441:ARG:NH2	4:R:1921:HOH:O	2.49	0.45
2:R:1248:SER:HB3	2:R:1279:ILE:HG23	1.98	0.45
1:W:10:THR:OG1	1:W:14:ILE:O	2.33	0.45
1:W:386:PRO:HD2	1:W:389:LEU:HD22	1.99	0.45
1:W:847:ARG:NH2	1:W:1035:ASP:OD2	2.50	0.45
1:W:984:SER:OG	1:W:986:GLU:OE2	2.33	0.45
1:W:1040:CYS:HA	4:W:2237:HOH:O	2.16	0.45
1:A:1744:ASP:O	1:A:1747:THR:HG22	2.17	0.45
1:I:98:ALA:HB1	1:I:114:VAL:CG1	2.47	0.45
1:I:902:GLN:OE1	1:I:902:GLN:N	2.49	0.45
1:I:1858:ALA:HA	1:I:1912:ILE:HD11	1.99	0.45
1:M:570:PHE:CZ	1:M:574:LEU:HD11	2.51	0.45
2:R:1021:THR:HG21	2:R:1387:MET:SD	2.57	0.45
2:R:1062:HIS:CD2	4:R:1949:HOH:O	2.69	0.45
2:R:1218:THR:HG23	2:R:1327:LEU:CD2	2.47	0.45
1:A:1624:ILE:HG13	1:A:1644:ILE:HD12	1.98	0.45
2:B:1312:ASP:HA	2:B:1406:THR:HG21	1.99	0.45
1:E:421:ASP:N	1:E:421:ASP:OD1	2.50	0.45
1:E:847:ARG:NH2	1:E:1035:ASP:OD2	2.50	0.45
1:M:1858:ALA:HA	1:M:1912:ILE:HD11	1.99	0.45
2:N:510:TYR:CB	4:N:2159:HOH:O	2.63	0.45
2:N:831:GLY:HA2	4:N:1901:HOH:O	2.15	0.45
1:Q:1765:THR:HG23	4:Q:2232:HOH:O	2.16	0.45
2:R:1699:ASN:ND2	4:R:1924:HOH:O	2.50	0.45
1:W:421:ASP:OD1	1:W:421:ASP:N	2.49	0.45
1:A:182:ALA:HB2	1:A:203:LEU:HD23	1.98	0.44
2:B:1274:LEU:HD23	2:R:1345:MET:HE2	2.00	0.44
1:E:911:ASN:HB2	4:E:2248:HOH:O	2.17	0.44
2:F:1218:THR:HG23	2:F:1327:LEU:CD2	2.47	0.44
1:I:94:ILE:HD11	1:I:118:ILE:CG2	2.47	0.44
1:I:488:ASP:OD2	1:I:498:GLY:N	2.47	0.44
1:M:4:HIS:O	1:Q:19:LEU:HD12	2.18	0.44
1:M:857:ASP:O	1:M:861:ASN:ND2	2.50	0.44

*Continued on next page...*

*Continued from previous page...*

Atom-1	Atom-2	Interatomic distance (Å)	Clash overlap (Å)
1:M:1743:ILE:HG23	1:M:1747:THR:HG21	1.98	0.44
2:N:1304:CYS:HB2	2:N:1649:GLY:HA2	1.99	0.44
1:W:1346:ILE:O	1:W:1592:ARG:NH2	2.50	0.44
2:B:1536:THR:HG23	4:B:2068:HOH:O	2.17	0.44
1:E:4:HIS:CE1	4:E:2260:HOH:O	2.69	0.44
1:E:1040:CYS:HA	4:E:2237:HOH:O	2.16	0.44
1:E:1052:SER:N	4:E:2205:HOH:O	2.44	0.44
2:F:1362:LYS:CB	4:F:2051:HOH:O	2.64	0.44
1:I:386:PRO:HD2	1:I:389:LEU:HD22	1.98	0.44
2:N:1555:LYS:CE	4:N:1990:HOH:O	2.65	0.44
1:Q:835:SER:HB3	1:Q:841:ILE:HD11	1.99	0.44
2:R:1706:ASP:OD1	2:R:1706:ASP:N	2.45	0.44
1:A:603:HIS:NE2	1:A:605:GLU:OE2	2.45	0.44
1:A:1743:ILE:HG23	1:A:1747:THR:HG21	1.99	0.44
2:B:337:ALA:HB3	2:X:348:LEU:HD21	1.98	0.44
2:B:1254:SER:OG	2:B:1257:ARG:NH2	2.50	0.44
1:E:902:GLN:N	1:E:902:GLN:OE1	2.50	0.44
2:F:348:LEU:HD21	2:R:337:ALA:HB3	1.99	0.44
2:G:1207:VAL:HG12	2:G:1285:TRP:CE2	2.52	0.44
1:M:984:SER:OG	1:M:986:GLU:OE2	2.34	0.44
1:Q:512:ILE:O	1:Q:528:GLY:N	2.49	0.44
1:W:902:GLN:OE1	1:W:902:GLN:N	2.50	0.44
1:W:986:GLU:CG	4:X:2077:HOH:O	2.63	0.44
2:X:903:PHE:HD1	4:X:2125:HOH:O	1.85	0.44
1:A:847:ARG:NH2	1:A:1035:ASP:OD2	2.51	0.44
1:A:1194:GLU:N	1:A:1194:GLU:OE2	2.51	0.44
2:B:1556:ASN:O	2:B:1560:THR:OG1	2.29	0.44
1:E:495:SER:O	1:E:495:SER:OG	2.35	0.44
2:F:707:ILE:HD11	2:F:766:TRP:HE3	1.81	0.44
2:F:1722:PRO:HG3	4:N:1919:HOH:O	2.17	0.44
1:I:495:SER:OG	1:I:495:SER:O	2.34	0.44
1:M:421:ASP:OD1	1:M:421:ASP:N	2.50	0.44
2:N:1272:ASP:OD1	2:N:1272:ASP:N	2.51	0.44
1:Q:1833:ASP:OD1	1:Q:1837:ARG:N	2.48	0.44
2:R:707:ILE:HD11	2:R:766:TRP:HE3	1.81	0.44
2:B:1276:GLU:HA	2:B:1281:THR:HG21	2.00	0.44
1:E:98:ALA:HB1	1:E:114:VAL:CG1	2.48	0.44
2:G:1210:ILE:CG2	2:G:1282:MET:HE2	2.47	0.44
4:G:1919:HOH:O	2:X:1722:PRO:HG3	2.17	0.44
1:I:512:ILE:O	1:I:528:GLY:N	2.50	0.44
1:I:639:ILE:HD11	3:I:2101:FMN:HN3	1.83	0.44

*Continued on next page...*

*Continued from previous page...*

Atom-1	Atom-2	Interatomic distance (Å)	Clash overlap (Å)
1:M:569:LYS:NZ	1:M:748:SER:O	2.47	0.44
2:N:659:SER:O	2:N:663:LEU:HD23	2.18	0.44
1:W:1656:GLN:OE1	1:W:1766:GLN:NE2	2.50	0.44
1:W:1843:VAL:HG13	1:W:1895:LEU:HD13	2.00	0.44
1:E:569:LYS:NZ	1:E:748:SER:O	2.48	0.44
1:E:1999:ILE:HG21	2:F:31:THR:OG1	2.17	0.44
2:F:404:TYR:HD1	4:F:2034:HOH:O	1.82	0.44
2:F:1029:TRP:O	2:F:1034:THR:OG1	2.34	0.44
1:M:1624:ILE:HG13	1:M:1644:ILE:HD12	2.00	0.44
2:N:354:GLN:OE1	2:N:355:GLY:N	2.51	0.44
2:N:481:GLN:NE2	4:N:1920:HOH:O	2.49	0.44
1:Q:21:PRO:HA	4:Q:2231:HOH:O	2.18	0.44
1:Q:362:ARG:NH2	4:Q:2212:HOH:O	2.50	0.44
2:R:776:ALA:HB1	2:R:798:MET:HE2	1.99	0.44
1:A:1111:GLN:N	1:A:1111:GLN:OE1	2.51	0.44
2:F:1556:ASN:O	2:F:1560:THR:OG1	2.34	0.44
1:I:826:PRO:HG3	1:I:850:MET:HE1	2.00	0.44
2:N:831:GLY:CA	4:N:1901:HOH:O	2.65	0.44
2:N:1207:VAL:HG12	2:N:1285:TRP:CE2	2.53	0.44
2:N:1276:GLU:HA	2:N:1281:THR:HG21	1.98	0.44
2:N:1304:CYS:HG	2:N:1587:HIS:CE1	2.34	0.44
2:R:1072:SER:O	2:R:1072:SER:OG	2.31	0.44
1:W:495:SER:O	1:W:495:SER:OG	2.35	0.44
1:W:911:ASN:HB2	4:W:2248:HOH:O	2.17	0.44
1:W:1624:ILE:HG13	1:W:1644:ILE:HD12	1.99	0.44
2:X:441:ARG:NH2	4:X:1930:HOH:O	2.51	0.44
2:X:742:GLN:OE1	2:X:775:ALA:HB3	2.18	0.44
1:A:50:ASP:O	1:A:61:LYS:NZ	2.42	0.44
1:A:934:TYR:OH	1:A:968:THR:OG1	2.34	0.44
2:B:747:ASP:OD1	2:B:747:ASP:N	2.50	0.44
2:B:1739:THR:CG2	4:B:2062:HOH:O	2.64	0.44
1:I:421:ASP:OD1	1:I:421:ASP:N	2.50	0.44
1:I:1743:ILE:HG23	1:I:1747:THR:HG21	1.99	0.44
1:M:704:ILE:HG22	1:M:708:LYS:HD3	1.99	0.44
2:R:1312:ASP:HA	2:R:1406:THR:HG21	1.99	0.44
1:W:1739:ILE:HG23	1:W:1828:VAL:HG11	2.00	0.44
2:X:869:ILE:HG23	2:X:901:MET:SD	2.57	0.44
1:A:461:ILE:O	1:A:465:VAL:HG23	2.18	0.44
1:A:1654:THR:HA	2:B:53:LEU:HD11	2.00	0.44
2:G:659:SER:O	2:G:663:LEU:HD23	2.18	0.44
2:G:1292:SER:O	2:G:1292:SER:OG	2.29	0.44

*Continued on next page...*

*Continued from previous page...*

Atom-1	Atom-2	Interatomic distance (Å)	Clash overlap (Å)
1:I:569:LYS:NZ	1:I:748:SER:O	2.45	0.44
1:M:826:PRO:HG3	1:M:850:MET:HE1	2.00	0.44
1:Q:1337:VAL:HG11	1:Q:1399:ARG:HE	1.80	0.44
1:Q:1743:ILE:HG23	1:Q:1747:THR:HG21	1.99	0.44
2:X:377:TRP:NE1	4:X:1927:HOH:O	2.50	0.44
2:B:436:ILE:HG22	4:B:1921:HOH:O	2.16	0.43
1:E:1921:ILE:HG22	4:E:2227:HOH:O	2.14	0.43
2:F:659:SER:O	2:F:663:LEU:HD23	2.18	0.43
2:F:1345:MET:HE2	2:N:1274:LEU:HD23	1.99	0.43
2:G:1430:GLU:OE2	2:G:1527:ARG:NH2	2.48	0.43
2:G:1556:ASN:O	2:G:1560:THR:OG1	2.34	0.43
1:I:603:HIS:NE2	1:I:605:GLU:OE2	2.47	0.43
1:M:1630:ASN:O	1:M:1634:GLU:N	2.46	0.43
1:Q:182:ALA:HB2	1:Q:203:LEU:HD23	2.00	0.43
2:R:441:ARG:NH1	2:R:726:ALA:O	2.51	0.43
2:R:1151:CYS:SG	2:R:1152:GLU:N	2.91	0.43
1:W:568:THR:HG22	1:W:569:LYS:N	2.34	0.43
2:X:686:ALA:O	2:X:721:TYR:OH	2.28	0.43
1:E:568:THR:HG22	1:E:569:LYS:N	2.33	0.43
1:E:1739:ILE:HG23	1:E:1828:VAL:HG11	2.00	0.43
2:G:1555:LYS:CE	4:G:1989:HOH:O	2.65	0.43
2:N:357:LEU:HD13	2:X:1154:PHE:CE1	2.53	0.43
2:N:1462:GLU:OE2	2:N:1501:SER:OG	2.34	0.43
1:Q:1630:ASN:O	1:Q:1634:GLU:N	2.47	0.43
1:W:98:ALA:HB1	1:W:114:VAL:CG1	2.48	0.43
1:W:587:THR:O	1:W:590:ASN:ND2	2.52	0.43
1:E:1201:ASN:ND2	1:E:1226:TYR:O	2.51	0.43
2:G:1304:CYS:HB2	2:G:1649:GLY:HA2	2.00	0.43
1:M:1833:ASP:OD1	1:M:1837:ARG:N	2.47	0.43
1:Q:568:THR:HG22	1:Q:569:LYS:N	2.33	0.43
1:W:1201:ASN:ND2	1:W:1226:TYR:O	2.52	0.43
1:W:1999:ILE:HG21	2:X:31:THR:OG1	2.17	0.43
2:X:1037:GLU:OE1	2:X:1045:SER:OG	2.21	0.43
2:X:1102:ILE:HG13	4:X:2015:HOH:O	2.15	0.43
1:A:1942:LYS:HE3	1:A:1946:ILE:HG23	2.01	0.43
2:B:441:ARG:NH1	2:B:726:ALA:O	2.50	0.43
2:B:726:ALA:HB1	4:B:1911:HOH:O	2.19	0.43
2:F:1165:ARG:CD	4:F:1995:HOH:O	2.47	0.43
2:G:1174:VAL:HG13	2:X:1143:TYR:CE1	2.54	0.43
2:G:1354:GLU:OE1	2:G:1366:ARG:NH1	2.46	0.43
1:I:857:ASP:O	1:I:861:ASN:ND2	2.50	0.43

*Continued on next page...*

*Continued from previous page...*

Atom-1	Atom-2	Interatomic distance (Å)	Clash overlap (Å)
1:I:1575:ILE:CG2	1:I:1626:VAL:HG21	2.48	0.43
2:R:435:CYS:O	2:R:439:MET:HG3	2.19	0.43
2:X:404:TYR:HE1	4:X:2024:HOH:O	1.83	0.43
1:A:340:ILE:HG22	1:A:344:ASN:HD21	1.84	0.43
1:A:512:ILE:O	1:A:528:GLY:N	2.50	0.43
1:A:568:THR:HG22	1:A:569:LYS:N	2.34	0.43
1:E:1346:ILE:O	1:E:1592:ARG:NH2	2.50	0.43
2:F:441:ARG:NH2	4:F:1931:HOH:O	2.51	0.43
2:G:1218:THR:HG23	2:G:1327:LEU:CD2	2.49	0.43
1:M:98:ALA:HB1	1:M:114:VAL:CG1	2.48	0.43
1:M:2019:ASP:C	4:M:2246:HOH:O	2.62	0.43
2:N:684:THR:HG22	2:N:775:ALA:HB2	2.00	0.43
2:N:687:GLY:O	2:N:690:SER:OG	2.27	0.43
1:W:1743:ILE:HG23	1:W:1747:THR:HG21	2.00	0.43
1:W:1744:ASP:O	1:W:1747:THR:HG22	2.18	0.43
1:W:1824:MET:HA	1:W:1824:MET:HE3	2.00	0.43
2:X:1244:ASN:ND2	4:X:1931:HOH:O	2.52	0.43
2:G:1279:ILE:HD12	2:X:1279:ILE:HD12	2.01	0.43
1:I:2019:ASP:C	4:I:2244:HOH:O	2.61	0.43
1:M:19:LEU:HD12	1:W:4:HIS:O	2.18	0.43
2:N:71:ALA:HB1	4:N:1937:HOH:O	2.18	0.43
2:X:1607:GLY:O	2:X:1637:THR:OG1	2.28	0.43
4:A:2212:HOH:O	2:B:982:VAL:HG23	2.18	0.43
2:B:1412:LYS:NZ	2:R:1715:GLU:OE1	2.45	0.43
1:E:587:THR:O	1:E:590:ASN:ND2	2.52	0.43
1:E:1740:PHE:HA	4:E:2215:HOH:O	2.19	0.43
1:E:1743:ILE:HG23	1:E:1747:THR:HG21	1.99	0.43
2:N:373:GLU:HG2	4:N:2014:HOH:O	2.18	0.43
1:Q:4:HIS:O	1:W:19:LEU:HD12	2.18	0.43
1:Q:1744:ASP:O	1:Q:1747:THR:HG22	2.18	0.43
1:W:151:GLY:O	1:W:232:GLN:NE2	2.51	0.43
1:A:98:ALA:HB1	1:A:114:VAL:CG1	2.49	0.43
1:A:553:ARG:NH2	1:A:1077:GLU:OE2	2.50	0.43
2:B:486:ASP:OD1	2:B:675:THR:OG1	2.37	0.43
2:B:1143:TYR:CE1	2:R:1174:VAL:HG13	2.54	0.43
2:B:1526:LEU:CD1	2:B:1658:VAL:HG21	2.48	0.43
2:G:639:ILE:HD12	2:G:654:TYR:CD2	2.53	0.43
2:G:707:ILE:HD11	2:G:766:TRP:CE3	2.54	0.43
1:M:568:THR:HG22	1:M:569:LYS:N	2.33	0.43
1:M:1035:ASP:HA	4:M:2229:HOH:O	2.19	0.43
1:M:1575:ILE:CG2	1:M:1626:VAL:HG21	2.48	0.43

*Continued on next page...*

*Continued from previous page...*

Atom-1	Atom-2	Interatomic distance (Å)	Clash overlap (Å)
1:W:1096:PRO:HD3	1:W:1135:LEU:HD21	2.00	0.43
1:W:1612:MET:HG2	1:W:1626:VAL:HG23	2.01	0.43
1:A:1341:ASN:HB3	4:A:2214:HOH:O	2.18	0.43
2:B:696:LEU:CD1	2:B:706:VAL:HG11	2.49	0.43
1:E:984:SER:OG	1:E:986:GLU:OE2	2.34	0.43
2:F:1565:MET:HE2	2:F:1576:VAL:HG11	2.01	0.43
2:F:1607:GLY:O	2:F:1637:THR:OG1	2.29	0.43
1:I:1757:GLY:O	1:I:1760:SER:OG	2.36	0.43
1:M:1629:ARG:NH1	1:M:1634:GLU:O	2.52	0.43
2:N:1565:MET:HE3	2:N:1576:VAL:HG11	1.99	0.43
1:Q:1612:MET:HG2	1:Q:1626:VAL:HG23	2.01	0.43
1:Q:1624:ILE:HG13	1:Q:1644:ILE:HD12	1.99	0.43
1:W:1809:VAL:HG21	2:X:14:LEU:CD2	2.49	0.43
1:A:2029:ILE:CD1	2:B:12:THR:HG21	2.49	0.43
2:B:1174:VAL:HG13	2:R:1143:TYR:CE1	2.53	0.43
2:B:1341:GLU:O	2:B:1345:MET:HG3	2.19	0.43
1:E:1096:PRO:HD3	1:E:1135:LEU:HD21	2.00	0.43
2:G:8:GLU:OE1	2:G:12:THR:OG1	2.34	0.43
2:G:1706:ASP:OD1	2:G:1706:ASP:N	2.50	0.43
1:M:835:SER:HB3	1:M:841:ILE:HD11	2.01	0.43
1:M:1862:VAL:O	1:M:1866:VAL:HG23	2.19	0.43
2:N:707:ILE:HD11	2:N:766:TRP:CE3	2.54	0.43
2:N:1165:ARG:CD	4:N:1971:HOH:O	2.46	0.43
2:R:871:TRP:HB2	2:R:930:LEU:HD11	2.01	0.43
1:W:559:ASN:OD1	1:W:563:LYS:N	2.52	0.43
1:W:569:LYS:NZ	1:W:748:SER:O	2.47	0.43
1:W:1576:ARG:NH1	1:W:1580:GLU:OE2	2.52	0.43
1:W:1847:PRO:HG3	1:W:1859:LEU:HD12	2.01	0.43
1:A:495:SER:O	1:A:495:SER:OG	2.37	0.42
2:B:500:THR:HG21	2:B:947:LEU:HD21	2.00	0.42
1:E:1824:MET:HE3	1:E:1824:MET:HA	2.00	0.42
2:F:356:SER:O	2:F:358:LYS:N	2.44	0.42
2:F:742:GLN:OE1	2:F:775:ALA:HB3	2.18	0.42
2:F:1218:THR:HG23	2:F:1327:LEU:HD21	2.00	0.42
2:G:524:TYR:CE1	2:G:528:MET:HE3	2.54	0.42
2:G:1076:ASP:O	2:G:1080:GLN:N	2.49	0.42
1:I:835:SER:CB	1:I:841:ILE:HD11	2.49	0.42
1:I:1630:ASN:O	1:I:1634:GLU:N	2.45	0.42
2:R:1315:ILE:HD11	2:R:1403:LEU:HB3	2.01	0.42
2:X:1218:THR:HG23	2:X:1327:LEU:HD21	2.00	0.42
2:B:986:ALA:HB2	2:B:1050:ILE:HD12	2.01	0.42

*Continued on next page...*

*Continued from previous page...*

Atom-1	Atom-2	Interatomic distance (Å)	Clash overlap (Å)
1:E:1427:LEU:CB	4:E:2235:HOH:O	2.42	0.42
2:F:1207:VAL:HG12	2:F:1285:TRP:CE2	2.55	0.42
2:G:71:ALA:HB1	4:G:1937:HOH:O	2.18	0.42
1:I:585:THR:HG22	1:I:609:GLY:HA3	2.00	0.42
1:I:1432:SER:C	4:I:2203:HOH:O	2.61	0.42
2:N:1007:GLU:O	2:N:1448:LYS:NZ	2.43	0.42
2:R:986:ALA:HB2	2:R:1050:ILE:HD12	2.00	0.42
2:R:1302:GLY:H	2:R:1306:THR:HG22	1.84	0.42
1:W:888:LYS:NZ	1:W:1019:LYS:O	2.43	0.42
1:W:1740:PHE:HA	4:W:2218:HOH:O	2.19	0.42
1:E:1744:ASP:O	1:E:1747:THR:HG22	2.18	0.42
1:E:1794:GLY:O	1:E:2001:ASN:ND2	2.51	0.42
2:G:380:GLU:O	2:N:796:ARG:NH2	2.49	0.42
2:G:1143:TYR:CE1	2:X:1174:VAL:HG13	2.54	0.42
1:I:1843:VAL:HG12	1:I:1956:PRO:HA	2.01	0.42
2:N:1218:THR:HG23	2:N:1327:LEU:CD2	2.49	0.42
1:Q:50:ASP:O	1:Q:61:LYS:NZ	2.51	0.42
1:Q:857:ASP:O	1:Q:861:ASN:ND2	2.51	0.42
1:Q:1848:SER:N	4:Q:2211:HOH:O	2.52	0.42
2:X:659:SER:O	2:X:663:LEU:HD23	2.18	0.42
1:A:4:HIS:O	1:E:19:LEU:HD12	2.19	0.42
1:A:18:LEU:N	1:A:18:LEU:HD23	2.34	0.42
1:A:21:PRO:HA	4:A:2238:HOH:O	2.19	0.42
1:A:289:LEU:HD22	1:A:461:ILE:HG12	2.01	0.42
1:A:986:GLU:HG2	4:B:2061:HOH:O	2.16	0.42
2:B:793:PHE:CE2	2:B:797:ILE:HD11	2.54	0.42
1:E:4:HIS:O	1:I:19:LEU:HD12	2.19	0.42
1:E:559:ASN:OD1	1:E:563:LYS:N	2.52	0.42
1:E:1656:GLN:OE1	1:E:1766:GLN:NE2	2.52	0.42
2:F:1244:ASN:ND2	4:F:1933:HOH:O	2.51	0.42
2:G:424:LEU:HD23	2:G:425:THR:N	2.34	0.42
1:I:1862:VAL:O	1:I:1866:VAL:HG23	2.19	0.42
2:N:1072:SER:O	2:N:1072:SER:OG	2.34	0.42
1:W:826:PRO:HG3	1:W:850:MET:HE1	2.02	0.42
1:A:1765:THR:HG23	4:A:2230:HOH:O	2.18	0.42
1:E:826:PRO:HG3	1:E:850:MET:HE1	2.01	0.42
1:E:855:LEU:HD12	1:E:1017:PHE:CZ	2.54	0.42
1:E:1576:ARG:NH1	1:E:1580:GLU:OE1	2.52	0.42
2:G:1019:VAL:HB	2:G:1399:ILE:HG23	2.01	0.42
2:N:1019:VAL:HB	2:N:1399:ILE:HG23	2.02	0.42
2:N:1727:GLU:HG3	4:N:2073:HOH:O	2.17	0.42

*Continued on next page...*



*Continued from previous page...*

Atom-1	Atom-2	Interatomic distance (Å)	Clash overlap (Å)
1:E:1843:VAL:HG13	1:E:1895:LEU:HD13	2.02	0.42
1:I:582:ALA:HB1	4:I:2218:HOH:O	2.19	0.42
1:M:331:LEU:CD1	4:M:2228:HOH:O	2.68	0.42
1:M:1901:VAL:HG23	1:M:1935:VAL:HG11	2.02	0.42
1:Q:1858:ALA:CB	1:Q:1912:ILE:HD11	2.50	0.42
2:R:659:SER:O	2:R:663:LEU:HD23	2.19	0.42
2:R:1304:CYS:HG	2:R:1587:HIS:CE1	2.31	0.42
2:X:1019:VAL:HB	2:X:1399:ILE:HG23	2.02	0.42
1:A:265:VAL:HG12	1:A:286:ALA:HB1	2.02	0.42
1:A:1612:MET:HG2	1:A:1626:VAL:HG23	2.02	0.42
2:B:744:SER:OG	2:B:747:ASP:OD1	2.36	0.42
2:B:1315:ILE:HD11	2:B:1403:LEU:HB3	2.01	0.42
1:E:1612:MET:HG2	1:E:1626:VAL:HG23	2.01	0.42
1:I:197:THR:OG1	1:I:198:GLN:N	2.52	0.42
1:I:458:GLU:N	4:I:2217:HOH:O	2.52	0.42
1:I:1035:ASP:HA	4:I:2226:HOH:O	2.19	0.42
1:M:300:THR:HA	4:M:2208:HOH:O	2.20	0.42
1:M:1531:LYS:HD3	4:M:2247:HOH:O	2.18	0.42
2:N:793:PHE:CE2	2:N:797:ILE:HD11	2.55	0.42
2:R:696:LEU:CD1	2:R:706:VAL:HG11	2.49	0.42
1:W:1249:PHE:CZ	1:W:1253:LEU:HD11	2.55	0.42
1:A:1843:VAL:HG12	1:A:1956:PRO:HA	2.01	0.42
2:F:1072:SER:O	2:F:1072:SER:OG	2.37	0.42
2:F:1592:ALA:O	2:F:1596:MET:HG3	2.20	0.42
2:F:1657:ALA:CB	4:F:1999:HOH:O	2.67	0.42
1:I:568:THR:HG22	1:I:569:LYS:N	2.34	0.42
1:I:835:SER:HB3	1:I:841:ILE:HD11	2.01	0.42
1:I:1149:GLN:HB3	1:I:1239:MET:HE2	2.02	0.42
1:M:1757:GLY:O	1:M:1760:SER:OG	2.37	0.42
1:Q:265:VAL:HG12	1:Q:286:ALA:HB1	2.01	0.42
2:R:1133:PHE:HE1	4:R:2053:HOH:O	1.90	0.42
1:W:2029:ILE:CD1	2:X:12:THR:HG21	2.49	0.42
2:X:1565:MET:HE2	2:X:1576:VAL:HG11	2.01	0.42
2:X:1657:ALA:CB	4:X:1998:HOH:O	2.67	0.42
1:E:185:LEU:HD21	1:E:287:VAL:HG13	2.02	0.42
2:F:1272:ASP:OD1	2:F:1272:ASP:N	2.51	0.42
1:I:1360:THR:CA	4:I:2202:HOH:O	2.68	0.42
1:I:1624:ILE:HG13	1:I:1644:ILE:HD12	2.01	0.42
1:I:1901:VAL:HG23	1:I:1935:VAL:HG11	2.01	0.42
1:M:1158:LEU:HD21	1:M:1195:ILE:CD1	2.47	0.42
2:N:357:LEU:HD13	2:X:1154:PHE:CG	2.54	0.42

*Continued on next page...*



*Continued from previous page...*

Atom-1	Atom-2	Interatomic distance (Å)	Clash overlap (Å)
2:N:1302:GLY:N	2:N:1306:THR:HG22	2.34	0.42
1:Q:495:SER:O	1:Q:495:SER:OG	2.37	0.42
1:W:1165:ALA:O	1:W:1168:SER:OG	2.36	0.42
2:X:46:GLU:HG2	2:X:54:ALA:HB2	2.02	0.42
2:X:1706:ASP:OD1	2:X:1706:ASP:N	2.42	0.42
2:B:659:SER:O	2:B:663:LEU:HD23	2.19	0.42
1:E:21:PRO:HA	4:E:2223:HOH:O	2.19	0.42
1:E:809:VAL:HG21	1:E:1054:VAL:HG13	2.02	0.42
1:E:1165:ALA:O	1:E:1168:SER:OG	2.36	0.42
2:G:814:PRO:HG2	4:G:2155:HOH:O	2.20	0.42
2:G:1503:ARG:NH1	2:X:1515:SER:O	2.49	0.42
2:G:1727:GLU:HG3	4:G:2072:HOH:O	2.18	0.42
1:I:461:ILE:O	1:I:465:VAL:HG23	2.20	0.42
1:Q:1341:ASN:HB3	4:Q:2217:HOH:O	2.20	0.42
1:Q:2029:ILE:CD1	2:R:12:THR:HG21	2.50	0.42
1:W:463:ARG:HD3	1:W:463:ARG:O	2.20	0.42
1:W:1569:MET:HA	1:W:1569:MET:HE3	2.02	0.42
1:W:2002:LEU:O	2:X:27:ARG:NH1	2.53	0.42
1:A:1165:ALA:O	1:A:1168:SER:OG	2.37	0.41
2:F:1076:ASP:O	2:F:1080:GLN:N	2.49	0.41
2:G:668:SER:HA	4:G:2036:HOH:O	2.20	0.41
1:M:639:ILE:HD11	3:M:2101:FMN:HN3	1.85	0.41
1:M:809:VAL:HG21	1:M:1054:VAL:HG13	2.02	0.41
2:N:1341:GLU:O	2:N:1345:MET:HG3	2.20	0.41
1:Q:986:GLU:HG3	4:R:2058:HOH:O	2.19	0.41
1:W:855:LEU:HD12	1:W:1017:PHE:CZ	2.54	0.41
1:A:151:GLY:O	1:A:232:GLN:NE2	2.49	0.41
2:B:1565:MET:HE3	2:B:1576:VAL:HG11	2.02	0.41
2:F:494:ARG:CD	4:F:1968:HOH:O	2.49	0.41
2:F:869:ILE:HG23	2:F:901:MET:SD	2.60	0.41
2:F:1019:VAL:HB	2:F:1399:ILE:HG23	2.02	0.41
2:F:1143:TYR:CE1	2:N:1174:VAL:HG13	2.54	0.41
2:F:1282:MET:SD	2:F:1282:MET:N	2.93	0.41
2:G:357:LEU:O	2:G:361:ILE:HG13	2.19	0.41
2:G:528:MET:HE1	2:G:894:ARG:HG3	2.02	0.41
1:I:587:THR:O	1:I:590:ASN:ND2	2.53	0.41
1:I:1249:PHE:CZ	1:I:1253:LEU:HD11	2.55	0.41
1:M:835:SER:CB	1:M:841:ILE:HD11	2.50	0.41
1:M:1312:ALA:HB2	1:M:1390:MET:SD	2.60	0.41
2:N:1246:SER:HG	2:N:1331:TYR:HE1	1.67	0.41
2:N:1713:GLU:N	4:N:1928:HOH:O	2.53	0.41

*Continued on next page...*

*Continued from previous page...*

Atom-1	Atom-2	Interatomic distance (Å)	Clash overlap (Å)
2:R:1739:THR:HG21	4:R:2068:HOH:O	2.18	0.41
2:X:494:ARG:HE	2:X:514:GLN:HG2	1.85	0.41
1:A:376:PHE:CE1	1:A:380:LEU:HD12	2.56	0.41
1:A:1382:ILE:HD12	1:A:1390:MET:SD	2.60	0.41
2:B:437:GLN:NE2	4:B:1921:HOH:O	2.48	0.41
1:E:1498:PRO:HD3	2:F:968:VAL:HG22	2.02	0.41
1:E:1901:VAL:HG23	1:E:1935:VAL:HG11	2.02	0.41
2:G:1503:ARG:NH2	2:X:1515:SER:O	2.50	0.41
1:M:587:THR:O	1:M:590:ASN:ND2	2.53	0.41
1:Q:346:HIS:ND1	1:Q:346:HIS:N	2.68	0.41
1:Q:692:LEU:HD13	1:Q:703:VAL:HG22	2.02	0.41
2:R:1565:MET:HE3	2:R:1576:VAL:HG11	2.02	0.41
2:X:1362:LYS:CB	4:X:2053:HOH:O	2.64	0.41
1:A:587:THR:O	1:A:590:ASN:ND2	2.54	0.41
2:B:1713:GLU:N	4:B:1937:HOH:O	2.53	0.41
1:E:7:PHE:CZ	1:E:9:LEU:HD21	2.55	0.41
1:E:475:TRP:O	1:E:479:THR:OG1	2.37	0.41
1:E:574:LEU:HD13	1:E:603:HIS:HB2	2.02	0.41
2:F:691:ILE:HD11	2:F:898:GLN:HA	2.01	0.41
2:G:691:ILE:O	2:G:695:ILE:HD12	2.20	0.41
2:G:1341:GLU:O	2:G:1345:MET:HG3	2.20	0.41
1:I:300:THR:HA	4:I:2211:HOH:O	2.20	0.41
1:M:265:VAL:HG12	1:M:286:ALA:HB1	2.03	0.41
1:M:1792:PHE:CB	1:M:1806:LEU:HD13	2.51	0.41
2:N:668:SER:HA	4:N:2032:HOH:O	2.20	0.41
2:N:1362:LYS:CB	4:N:2067:HOH:O	2.60	0.41
2:R:747:ASP:N	2:R:747:ASP:OD1	2.52	0.41
1:W:185:LEU:HD21	1:W:287:VAL:HG13	2.01	0.41
2:X:1207:VAL:HG12	2:X:1285:TRP:CE2	2.55	0.41
1:A:1862:VAL:O	1:A:1866:VAL:HG23	2.20	0.41
2:B:436:ILE:HG21	4:B:1921:HOH:O	2.20	0.41
2:G:1072:SER:O	2:G:1072:SER:OG	2.34	0.41
2:N:524:TYR:CE1	2:N:528:MET:HE3	2.55	0.41
2:N:814:PRO:HG2	4:N:2152:HOH:O	2.19	0.41
1:Q:902:GLN:OE1	1:Q:902:GLN:N	2.52	0.41
2:R:46:GLU:HG2	2:R:54:ALA:HB2	2.03	0.41
2:R:910:THR:O	2:R:914:VAL:HG23	2.20	0.41
1:W:1575:ILE:CG2	1:W:1626:VAL:HG21	2.51	0.41
2:X:1592:ALA:O	2:X:1596:MET:HG3	2.20	0.41
1:A:902:GLN:OE1	1:A:902:GLN:N	2.51	0.41
1:E:1249:PHE:CZ	1:E:1253:LEU:HD11	2.55	0.41

*Continued on next page...*

*Continued from previous page...*

Atom-1	Atom-2	Interatomic distance (Å)	Clash overlap (Å)
2:F:1219:VAL:HG11	2:F:1702:PHE:CD2	2.56	0.41
2:G:1165:ARG:CD	4:G:1964:HOH:O	2.48	0.41
1:I:265:VAL:HG12	1:I:286:ALA:HB1	2.03	0.41
1:I:1824:MET:HE3	1:I:1824:MET:HA	2.01	0.41
1:M:1999:ILE:HG21	2:N:31:THR:OG1	2.21	0.41
1:Q:461:ILE:O	1:Q:465:VAL:HG23	2.21	0.41
2:R:1076:ASP:O	2:R:1080:GLN:N	2.51	0.41
2:F:1174:VAL:HG13	2:N:1143:TYR:CE1	2.54	0.41
2:G:1469:LEU:HD11	2:G:1493:ARG:HB3	2.02	0.41
1:I:331:LEU:CD1	4:I:2227:HOH:O	2.69	0.41
2:N:871:TRP:HB2	2:N:930:LEU:HD11	2.02	0.41
1:W:21:PRO:HA	4:W:2224:HOH:O	2.20	0.41
2:X:986:ALA:HB2	2:X:1050:ILE:HD12	2.02	0.41
2:X:1014:LEU:HD21	2:X:1668:VAL:CG2	2.51	0.41
2:X:1219:VAL:HG11	2:X:1702:PHE:CD2	2.56	0.41
1:A:809:VAL:HG21	1:A:1054:VAL:HG13	2.03	0.41
2:B:1302:GLY:N	2:B:1306:THR:HG22	2.32	0.41
1:E:2002:LEU:O	2:F:27:ARG:NH1	2.52	0.41
2:F:1214:VAL:HG22	2:F:1331:TYR:CD2	2.55	0.41
2:G:356:SER:OG	2:N:356:SER:N	2.54	0.41
2:G:684:THR:HG23	2:G:709:THR:OG1	2.20	0.41
2:G:1234:TYR:OH	2:G:1291:LEU:O	2.38	0.41
2:G:1537:ILE:HD11	2:G:1565:MET:SD	2.61	0.41
1:I:762:GLU:HA	4:I:2260:HOH:O	2.21	0.41
1:M:582:ALA:HB1	4:M:2217:HOH:O	2.21	0.41
1:Q:97:PHE:O	1:Q:101:LEU:HD13	2.20	0.41
1:Q:1901:VAL:HG23	1:Q:1935:VAL:HG11	2.02	0.41
2:X:843:LYS:CB	4:X:1991:HOH:O	2.69	0.41
1:A:692:LEU:HD13	1:A:703:VAL:HG22	2.02	0.41
1:A:746:ARG:CB	4:A:2270:HOH:O	2.69	0.41
1:A:1901:VAL:HG23	1:A:1935:VAL:HG11	2.03	0.41
2:B:379:ALA:HB1	2:X:746:GLN:OE1	2.21	0.41
2:B:744:SER:HG	2:B:747:ASP:CG	2.29	0.41
2:B:910:THR:O	2:B:914:VAL:HG23	2.20	0.41
1:E:155:ASN:O	1:E:495:SER:OG	2.38	0.41
2:F:354:GLN:OE1	2:F:355:GLY:N	2.53	0.41
2:G:361:ILE:HD12	2:G:362:LYS:N	2.35	0.41
2:G:691:ILE:HD11	2:G:898:GLN:HA	2.02	0.41
2:G:1713:GLU:N	4:G:1931:HOH:O	2.53	0.41
1:I:704:ILE:HG22	1:I:708:LYS:HD3	2.02	0.41
1:I:1695:ASP:OD1	1:I:1699:ASN:ND2	2.47	0.41

*Continued on next page...*

*Continued from previous page...*

Atom-1	Atom-2	Interatomic distance (Å)	Clash overlap (Å)
1:I:1792:PHE:CB	1:I:1806:LEU:HD13	2.51	0.41
1:M:512:ILE:O	1:M:528:GLY:N	2.50	0.41
1:M:1158:LEU:HD22	1:M:1162:LEU:HD11	2.03	0.41
1:M:1843:VAL:HG12	1:M:1956:PRO:HA	2.02	0.41
1:M:1915:LEU:HB3	1:M:1924:VAL:HG22	2.03	0.41
2:N:1152:GLU:HG3	2:N:1167:LEU:HD11	2.03	0.41
2:N:1430:GLU:OE2	2:N:1527:ARG:NH2	2.48	0.41
1:Q:1249:PHE:CE2	1:Q:1253:LEU:HD11	2.56	0.41
1:Q:1249:PHE:CZ	1:Q:1253:LEU:HD11	2.56	0.41
1:Q:1312:ALA:HB2	1:Q:1390:MET:SD	2.61	0.41
2:R:1019:VAL:HB	2:R:1399:ILE:HG23	2.03	0.41
2:R:1355:PHE:HD1	4:R:2050:HOH:O	2.02	0.41
2:R:1713:GLU:N	4:R:1931:HOH:O	2.53	0.41
1:W:7:PHE:CZ	1:W:9:LEU:HD21	2.56	0.41
1:W:1843:VAL:HG12	1:W:1956:PRO:HA	2.03	0.41
1:A:97:PHE:CZ	1:A:101:LEU:HD11	2.55	0.41
2:B:1133:PHE:HE1	4:B:2058:HOH:O	1.87	0.41
1:E:572:GLN:CG	4:E:2231:HOH:O	2.65	0.41
2:F:986:ALA:HB2	2:F:1050:ILE:HD12	2.02	0.41
2:F:1526:LEU:CD2	2:F:1658:VAL:HG21	2.50	0.41
2:G:81:TYR:OH	1:I:1667:LEU:HD13	2.21	0.41
1:I:1312:ALA:HB2	1:I:1390:MET:SD	2.61	0.41
1:I:1833:ASP:OD1	1:I:1837:ARG:N	2.47	0.41
2:N:1454:ARG:NH1	4:N:1930:HOH:O	2.54	0.41
1:Q:835:SER:CB	1:Q:841:ILE:HD11	2.51	0.41
1:W:2020:LEU:HD11	2:X:27:ARG:HH12	1.86	0.41
1:A:19:LEU:HD12	1:I:4:HIS:O	2.22	0.40
1:A:1739:ILE:HG23	1:A:1828:VAL:HG11	2.03	0.40
2:B:668:SER:N	4:B:1938:HOH:O	2.54	0.40
2:B:1304:CYS:HB2	2:B:1649:GLY:HA2	2.03	0.40
2:G:44:ILE:HG13	1:I:1650:THR:HG22	2.03	0.40
2:G:1340:TYR:HB2	4:G:1968:HOH:O	2.20	0.40
1:M:1650:THR:HG22	2:N:44:ILE:HG13	2.02	0.40
2:R:436:ILE:CG2	4:R:1929:HOH:O	2.69	0.40
1:W:809:VAL:HG21	1:W:1054:VAL:HG13	2.02	0.40
2:X:964:GLU:O	2:X:968:VAL:HG23	2.22	0.40
2:X:1126:VAL:CG2	2:X:1172:LEU:HD12	2.51	0.40
1:A:569:LYS:NZ	1:A:748:SER:O	2.50	0.40
2:B:1218:THR:HG23	2:B:1327:LEU:HD21	2.03	0.40
1:E:1569:MET:HE3	1:E:1569:MET:HA	2.03	0.40
1:E:1575:ILE:CG2	1:E:1626:VAL:HG21	2.50	0.40

*Continued on next page...*

*Continued from previous page...*

Atom-1	Atom-2	Interatomic distance (Å)	Clash overlap (Å)
2:F:1097:LEU:HB2	4:F:1921:HOH:O	2.20	0.40
1:I:992:LEU:CD1	4:I:2254:HOH:O	2.69	0.40
1:I:1654:THR:O	1:I:1769:LEU:HD21	2.20	0.40
1:M:847:ARG:NH1	1:M:885:ASP:OD1	2.43	0.40
2:N:684:THR:HG23	2:N:709:THR:OG1	2.20	0.40
2:N:1469:LEU:HD11	2:N:1493:ARG:HB3	2.02	0.40
1:Q:986:GLU:HG2	4:R:2058:HOH:O	2.17	0.40
1:Q:1575:ILE:CG2	1:Q:1626:VAL:HG21	2.51	0.40
1:W:1901:VAL:HG23	1:W:1935:VAL:HG11	2.02	0.40
2:B:1705:LYS:HE2	4:B:2008:HOH:O	2.21	0.40
1:E:1123:LYS:O	1:E:1127:LEU:HD23	2.22	0.40
1:E:1847:PRO:HG3	1:E:1859:LEU:HD12	2.02	0.40
2:G:1302:GLY:N	2:G:1306:THR:HG22	2.34	0.40
1:M:1487:VAL:HG11	1:M:1499:VAL:HG11	2.04	0.40
1:M:1794:GLY:O	1:M:2001:ASN:ND2	2.50	0.40
2:N:361:ILE:HD12	2:N:362:LYS:N	2.36	0.40
2:N:816:ASP:OD1	2:N:860:SER:OG	2.17	0.40
2:N:1219:VAL:HG11	2:N:1702:PHE:CD2	2.57	0.40
1:Q:475:TRP:O	1:Q:479:THR:OG1	2.37	0.40
2:R:494:ARG:HE	2:R:514:GLN:HG2	1.86	0.40
1:W:574:LEU:HD13	1:W:603:HIS:HB2	2.02	0.40
1:A:508:THR:HG22	1:A:508:THR:O	2.22	0.40
1:A:1138:LEU:HD11	1:A:1142:ILE:HD11	2.03	0.40
1:A:1498:PRO:HD3	2:B:968:VAL:HG22	2.03	0.40
2:B:357:LEU:HD13	2:G:1154:PHE:CG	2.56	0.40
1:E:94:ILE:HD11	1:E:118:ILE:CG2	2.52	0.40
2:F:1014:LEU:HD21	2:F:1668:VAL:CG2	2.52	0.40
2:G:31:THR:OG1	1:I:1999:ILE:HG21	2.21	0.40
1:I:508:THR:HG22	1:I:508:THR:O	2.21	0.40
1:I:1897:THR:O	1:I:1935:VAL:HG11	2.21	0.40
1:M:181:ILE:HG21	1:M:230:VAL:HG22	2.04	0.40
1:M:508:THR:HG22	1:M:508:THR:O	2.21	0.40
1:M:585:THR:HG22	1:M:609:GLY:HA3	2.02	0.40
1:M:603:HIS:NE2	1:M:605:GLU:OE2	2.46	0.40
2:N:8:GLU:OE1	2:N:12:THR:OG1	2.33	0.40
2:N:530:GLN:HA	2:N:530:GLN:OE1	2.22	0.40
2:R:1021:THR:OG1	2:R:1387:MET:HE3	2.22	0.40
1:A:1266:ASN:OD1	1:A:1269:LYS:N	2.54	0.40
1:A:1487:VAL:HG11	1:A:1499:VAL:HG11	2.04	0.40
2:B:871:TRP:HB2	2:B:930:LEU:HD11	2.02	0.40
2:B:1019:VAL:HB	2:B:1399:ILE:HG23	2.04	0.40

*Continued on next page...*

Continued from previous page...

Atom-1	Atom-2	Interatomic distance (Å)	Clash overlap (Å)
2:B:1219:VAL:HG11	2:B:1702:PHE:CD2	2.57	0.40
2:F:46:GLU:HG2	2:F:54:ALA:HB2	2.03	0.40
2:G:687:GLY:O	2:G:690:SER:OG	2.27	0.40
2:G:1265:ALA:HB3	2:G:1267:LYS:HD2	2.02	0.40
1:I:21:PRO:HA	4:I:2252:HOH:O	2.22	0.40
1:Q:176:ASP:OD1	1:Q:176:ASP:N	2.55	0.40
1:Q:269:THR:CG2	1:Q:286:ALA:HB2	2.52	0.40
1:Q:746:ARG:CB	4:Q:2278:HOH:O	2.69	0.40
1:Q:1739:ILE:HG23	1:Q:1828:VAL:HG11	2.04	0.40
2:R:500:THR:HG21	2:R:947:LEU:HD21	2.04	0.40
1:W:94:ILE:HD11	1:W:118:ILE:CG2	2.52	0.40
1:W:1035:ASP:HA	4:W:2242:HOH:O	2.22	0.40
1:W:1769:LEU:HD22	1:W:1797:LEU:HD23	2.03	0.40

There are no symmetry-related clashes.

## 5.3 Torsion angles

### 5.3.1 Protein backbone

In the following table, the Percentiles column shows the percent Ramachandran outliers of the chain as a percentile score with respect to all PDB entries followed by that with respect to all EM entries.

The Analysed column shows the number of residues for which the backbone conformation was analysed, and the total number of residues.

Mol	Chain	Analysed	Favoured	Allowed	Outliers	Percentiles	
1	A	2027/2037 (100%)	1976 (98%)	51 (2%)	0	100	100
1	E	2027/2037 (100%)	1976 (98%)	51 (2%)	0	100	100
1	I	2027/2037 (100%)	1976 (98%)	51 (2%)	0	100	100
1	M	2027/2037 (100%)	1975 (97%)	52 (3%)	0	100	100
1	Q	2027/2037 (100%)	1975 (97%)	52 (3%)	0	100	100
1	W	2027/2037 (100%)	1975 (97%)	52 (3%)	0	100	100
2	B	1413/1885 (75%)	1378 (98%)	34 (2%)	1 (0%)	48	67
2	F	1413/1885 (75%)	1375 (97%)	37 (3%)	1 (0%)	48	67
2	G	1413/1885 (75%)	1373 (97%)	39 (3%)	1 (0%)	48	67
2	N	1413/1885 (75%)	1376 (97%)	36 (2%)	1 (0%)	48	67

Continued on next page...

*Continued from previous page...*

Mol	Chain	Analysed	Favoured	Allowed	Outliers	Percentiles	
2	R	1413/1885 (75%)	1377 (98%)	35 (2%)	1 (0%)	48	67
2	X	1413/1885 (75%)	1375 (97%)	37 (3%)	1 (0%)	48	67
All	All	20640/23532 (88%)	20107 (97%)	527 (3%)	6 (0%)	100	100

All (6) Ramachandran outliers are listed below:

Mol	Chain	Res	Type
2	F	1304	CYS
2	X	1304	CYS
2	R	1589	LYS
2	B	1589	LYS
2	G	1589	LYS
2	N	1589	LYS

### 5.3.2 Protein sidechains ⓘ

In the following table, the Percentiles column shows the percent sidechain outliers of the chain as a percentile score with respect to all PDB entries followed by that with respect to all EM entries.

The Analysed column shows the number of residues for which the sidechain conformation was analysed, and the total number of residues.

Mol	Chain	Analysed	Rotameric	Outliers	Percentiles	
1	A	1713/1784 (96%)	1691 (99%)	22 (1%)	65	80
1	E	1713/1784 (96%)	1690 (99%)	23 (1%)	65	80
1	I	1713/1784 (96%)	1689 (99%)	24 (1%)	62	79
1	M	1713/1784 (96%)	1694 (99%)	19 (1%)	70	84
1	Q	1713/1784 (96%)	1694 (99%)	19 (1%)	70	84
1	W	1713/1784 (96%)	1691 (99%)	22 (1%)	65	80
2	B	1173/1580 (74%)	1157 (99%)	16 (1%)	62	79
2	F	1173/1580 (74%)	1152 (98%)	21 (2%)	54	73
2	G	1173/1580 (74%)	1163 (99%)	10 (1%)	75	87
2	N	1173/1580 (74%)	1160 (99%)	13 (1%)	70	84
2	R	1173/1580 (74%)	1158 (99%)	15 (1%)	65	80
2	X	1173/1580 (74%)	1147 (98%)	26 (2%)	47	68
All	All	17316/20184 (86%)	17086 (99%)	230 (1%)	64	80

All (230) residues with a non-rotameric sidechain are listed below:

Mol	Chain	Res	Type
1	A	18	LEU
1	A	75	VAL
1	A	193	ASP
1	A	203	LEU
1	A	306	LEU
1	A	332	SER
1	A	416	SER
1	A	555	THR
1	A	702	GLN
1	A	773	SER
1	A	795	SER
1	A	948	SER
1	A	984	SER
1	A	1025	SER
1	A	1052	SER
1	A	1406	CYS
1	A	1453	SER
1	A	1459	SER
1	A	1464	SER
1	A	1586	ASN
1	A	1863	VAL
1	A	1954	VAL
2	B	31	THR
2	B	350	SER
2	B	357	LEU
2	B	412	VAL
2	B	881	ASN
2	B	888	ILE
2	B	947	LEU
2	B	1016	ASN
2	B	1259	MET
2	B	1331	TYR
2	B	1339	SER
2	B	1360	THR
2	B	1469	LEU
2	B	1526	LEU
2	B	1646	THR
2	B	1668	VAL
1	E	54	SER
1	E	306	LEU
1	E	397	SER
1	E	416	SER

*Continued on next page...*



*Continued from previous page...*

Mol	Chain	Res	Type
1	E	461	ILE
1	E	563	LYS
1	E	773	SER
1	E	948	SER
1	E	984	SER
1	E	1021	SER
1	E	1052	SER
1	E	1382	ILE
1	E	1406	CYS
1	E	1453	SER
1	E	1464	SER
1	E	1659	GLN
1	E	1665	MET
1	E	1856	ASP
1	E	1863	VAL
1	E	1967	SER
1	E	2028	SER
1	E	2029	ILE
1	E	2035	GLN
2	F	342	GLU
2	F	357	LEU
2	F	412	VAL
2	F	513	THR
2	F	638	THR
2	F	734	THR
2	F	799	LEU
2	F	891	LEU
2	F	947	LEU
2	F	991	ASP
2	F	1126	VAL
2	F	1163	THR
2	F	1183	LEU
2	F	1259	MET
2	F	1272	ASP
2	F	1292	SER
2	F	1304	CYS
2	F	1339	SER
2	F	1360	THR
2	F	1646	THR
2	F	1668	VAL
2	G	350	SER
2	G	357	LEU

*Continued on next page...*

*Continued from previous page...*

Mol	Chain	Res	Type
2	G	398	SER
2	G	412	VAL
2	G	638	THR
2	G	734	THR
2	G	947	LEU
2	G	1183	LEU
2	G	1360	THR
2	G	1668	VAL
1	I	54	SER
1	I	189	HIS
1	I	306	LEU
1	I	332	SER
1	I	405	ASN
1	I	416	SER
1	I	748	SER
1	I	773	SER
1	I	795	SER
1	I	948	SER
1	I	984	SER
1	I	1021	SER
1	I	1052	SER
1	I	1305	THR
1	I	1406	CYS
1	I	1453	SER
1	I	1459	SER
1	I	1464	SER
1	I	1863	VAL
1	I	1874	LEU
1	I	1892	LEU
1	I	1903	ASN
1	I	2029	ILE
1	I	2035	GLN
1	M	54	SER
1	M	189	HIS
1	M	245	LEU
1	M	306	LEU
1	M	332	SER
1	M	405	ASN
1	M	416	SER
1	M	773	SER
1	M	948	SER
1	M	984	SER

*Continued on next page...*

*Continued from previous page...*

Mol	Chain	Res	Type
1	M	1021	SER
1	M	1052	SER
1	M	1305	THR
1	M	1453	SER
1	M	1459	SER
1	M	1464	SER
1	M	1863	VAL
1	M	1874	LEU
1	M	1903	ASN
2	N	350	SER
2	N	357	LEU
2	N	398	SER
2	N	412	VAL
2	N	499	LYS
2	N	638	THR
2	N	734	THR
2	N	777	ILE
2	N	1183	LEU
2	N	1331	TYR
2	N	1332	ASP
2	N	1360	THR
2	N	1668	VAL
1	Q	75	VAL
1	Q	203	LEU
1	Q	306	LEU
1	Q	346	HIS
1	Q	416	SER
1	Q	461	ILE
1	Q	773	SER
1	Q	948	SER
1	Q	984	SER
1	Q	1025	SER
1	Q	1052	SER
1	Q	1119	GLU
1	Q	1406	CYS
1	Q	1453	SER
1	Q	1459	SER
1	Q	1464	SER
1	Q	1586	ASN
1	Q	1863	VAL
1	Q	1954	VAL
2	R	31	THR

*Continued on next page...*

*Continued from previous page...*

Mol	Chain	Res	Type
2	R	350	SER
2	R	357	LEU
2	R	412	VAL
2	R	881	ASN
2	R	947	LEU
2	R	1016	ASN
2	R	1163	THR
2	R	1292	SER
2	R	1304	CYS
2	R	1332	ASP
2	R	1339	SER
2	R	1360	THR
2	R	1646	THR
2	R	1687	LYS
1	W	54	SER
1	W	280	LEU
1	W	306	LEU
1	W	314	SER
1	W	397	SER
1	W	416	SER
1	W	461	ILE
1	W	563	LYS
1	W	773	SER
1	W	948	SER
1	W	984	SER
1	W	1021	SER
1	W	1052	SER
1	W	1305	THR
1	W	1382	ILE
1	W	1453	SER
1	W	1464	SER
1	W	1659	GLN
1	W	1863	VAL
1	W	1967	SER
1	W	2028	SER
1	W	2035	GLN
2	X	340	GLN
2	X	342	GLU
2	X	357	LEU
2	X	412	VAL
2	X	513	THR
2	X	638	THR

*Continued on next page...*

*Continued from previous page...*

Mol	Chain	Res	Type
2	X	734	THR
2	X	749	ASP
2	X	799	LEU
2	X	947	LEU
2	X	991	ASP
2	X	1126	VAL
2	X	1163	THR
2	X	1183	LEU
2	X	1201	GLU
2	X	1250	MET
2	X	1259	MET
2	X	1292	SER
2	X	1304	CYS
2	X	1331	TYR
2	X	1339	SER
2	X	1360	THR
2	X	1510	LYS
2	X	1511	GLN
2	X	1646	THR
2	X	1668	VAL

Sometimes sidechains can be flipped to improve hydrogen bonding and reduce clashes. All (137) such sidechains are listed below:

Mol	Chain	Res	Type
1	A	30	GLN
1	A	153	GLN
1	A	215	GLN
1	A	252	ASN
1	A	335	GLN
1	A	352	HIS
1	A	382	ASN
1	A	454	GLN
1	A	642	ASN
1	A	664	GLN
1	A	877	HIS
1	A	1105	ASN
1	A	1110	ASN
1	A	1204	GLN
1	A	1506	ASN
1	A	1669	ASN
1	A	1766	GLN
1	A	1992	GLN

*Continued on next page...*

*Continued from previous page...*

Mol	Chain	Res	Type
2	B	437	GLN
2	B	1127	GLN
2	B	1270	GLN
2	B	1287	ASN
2	B	1567	HIS
2	B	1699	ASN
1	E	4	HIS
1	E	30	GLN
1	E	198	GLN
1	E	215	GLN
1	E	335	GLN
1	E	382	ASN
1	E	454	GLN
1	E	664	GLN
1	E	818	GLN
1	E	962	ASN
1	E	1105	ASN
1	E	1204	GLN
1	E	1585	ASN
1	E	1659	GLN
1	E	2035	GLN
2	F	340	GLN
2	F	371	GLN
2	F	437	GLN
2	F	514	GLN
2	F	753	GLN
2	F	782	ASN
2	F	1067	GLN
2	F	1099	HIS
2	F	1119	GLN
2	F	1270	GLN
2	F	1271	ASN
2	F	1567	HIS
2	G	672	ASN
2	G	697	GLN
2	G	1111	ASN
2	G	1127	GLN
2	G	1270	GLN
2	G	1567	HIS
1	I	198	GLN
1	I	215	GLN
1	I	346	HIS

*Continued on next page...*

*Continued from previous page...*

Mol	Chain	Res	Type
1	I	454	GLN
1	I	818	GLN
1	I	872	ASN
1	I	877	HIS
1	I	1105	ASN
1	I	1204	GLN
1	I	1506	ASN
1	I	1707	HIS
1	I	1878	ASN
1	I	1883	ASN
1	I	1992	GLN
1	I	2035	GLN
1	M	30	GLN
1	M	215	GLN
1	M	454	GLN
1	M	642	ASN
1	M	872	ASN
1	M	1105	ASN
1	M	1110	ASN
1	M	1204	GLN
1	M	1370	GLN
1	M	1506	ASN
1	M	1707	HIS
1	M	1883	ASN
2	N	481	GLN
2	N	672	ASN
2	N	697	GLN
2	N	1111	ASN
2	N	1127	GLN
2	N	1270	GLN
2	N	1275	GLN
2	N	1287	ASN
2	N	1511	GLN
2	N	1567	HIS
2	N	1656	GLN
2	N	1699	ASN
1	Q	30	GLN
1	Q	153	GLN
1	Q	215	GLN
1	Q	317	ASN
1	Q	335	GLN
1	Q	382	ASN

*Continued on next page...*

*Continued from previous page...*

Mol	Chain	Res	Type
1	Q	454	GLN
1	Q	642	ASN
1	Q	664	GLN
1	Q	877	HIS
1	Q	966	GLN
1	Q	1110	ASN
1	Q	1204	GLN
1	Q	1766	GLN
1	Q	1992	GLN
2	R	437	GLN
2	R	1067	GLN
2	R	1127	GLN
2	R	1270	GLN
2	R	1287	ASN
2	R	1567	HIS
2	R	1699	ASN
1	W	4	HIS
1	W	30	GLN
1	W	198	GLN
1	W	215	GLN
1	W	335	GLN
1	W	382	ASN
1	W	454	GLN
1	W	962	ASN
1	W	1105	ASN
1	W	1204	GLN
1	W	1288	HIS
1	W	1659	GLN
1	W	1883	ASN
1	W	2035	GLN
2	X	437	GLN
2	X	782	ASN
2	X	1099	HIS
2	X	1270	GLN
2	X	1567	HIS

### 5.3.3 RNA ⓘ

There are no RNA molecules in this entry.



## 5.4 Non-standard residues in protein, DNA, RNA chains [i](#)

There are no non-standard protein/DNA/RNA residues in this entry.

## 5.5 Carbohydrates [i](#)

There are no oligosaccharides in this entry.

## 5.6 Ligand geometry [i](#)

6 ligands are modelled in this entry.

In the following table, the Counts columns list the number of bonds (or angles) for which Mogul statistics could be retrieved, the number of bonds (or angles) that are observed in the model and the number of bonds (or angles) that are defined in the Chemical Component Dictionary. The Link column lists molecule types, if any, to which the group is linked. The Z score for a bond length (or angle) is the number of standard deviations the observed value is removed from the expected value. A bond length (or angle) with  $|Z| > 2$  is considered an outlier worth inspection. RMSZ is the root-mean-square of all Z scores of the bond lengths (or angles).

Mol	Type	Chain	Res	Link	Bond lengths			Bond angles		
					Counts	RMSZ	$\# Z  > 2$	Counts	RMSZ	$\# Z  > 2$
3	FMN	E	2101	-	33,33,33	1.06	2 (6%)	48,50,50	1.37	8 (16%)
3	FMN	I	2101	-	33,33,33	1.05	2 (6%)	48,50,50	1.38	7 (14%)
3	FMN	M	2101	-	33,33,33	1.06	2 (6%)	48,50,50	1.37	7 (14%)
3	FMN	Q	2101	-	33,33,33	1.06	2 (6%)	48,50,50	1.39	7 (14%)
3	FMN	A	2101	-	33,33,33	1.03	2 (6%)	48,50,50	1.37	7 (14%)
3	FMN	W	2101	-	33,33,33	1.06	2 (6%)	48,50,50	1.41	10 (20%)

In the following table, the Chirals column lists the number of chiral outliers, the number of chiral centers analysed, the number of these observed in the model and the number defined in the Chemical Component Dictionary. Similar counts are reported in the Torsion and Rings columns. '-' means no outliers of that kind were identified.

Mol	Type	Chain	Res	Link	Chirals	Torsions	Rings
3	FMN	E	2101	-	-	6/18/18/18	0/3/3/3
3	FMN	I	2101	-	-	6/18/18/18	0/3/3/3
3	FMN	M	2101	-	-	6/18/18/18	0/3/3/3
3	FMN	Q	2101	-	-	7/18/18/18	0/3/3/3
3	FMN	A	2101	-	-	2/18/18/18	0/3/3/3
3	FMN	W	2101	-	-	3/18/18/18	0/3/3/3

All (12) bond length outliers are listed below:

Mol	Chain	Res	Type	Atoms	Z	Observed(Å)	Ideal(Å)
3	Q	2101	FMN	C4A-N5	3.39	1.38	1.30
3	E	2101	FMN	C4A-N5	3.37	1.38	1.30
3	M	2101	FMN	C4A-N5	3.34	1.38	1.30
3	I	2101	FMN	C4A-N5	3.32	1.37	1.30
3	W	2101	FMN	C4A-N5	3.28	1.37	1.30
3	A	2101	FMN	C4A-N5	3.24	1.37	1.30
3	E	2101	FMN	C10-N1	2.60	1.38	1.33
3	W	2101	FMN	C10-N1	2.59	1.38	1.33
3	Q	2101	FMN	C10-N1	2.57	1.38	1.33
3	M	2101	FMN	C10-N1	2.54	1.38	1.33
3	A	2101	FMN	C10-N1	2.54	1.38	1.33
3	I	2101	FMN	C10-N1	2.53	1.38	1.33

All (46) bond angle outliers are listed below:

Mol	Chain	Res	Type	Atoms	Z	Observed(°)	Ideal(°)
3	Q	2101	FMN	C4-N3-C2	-3.88	118.75	125.64
3	I	2101	FMN	C4-N3-C2	-3.84	118.82	125.64
3	M	2101	FMN	C4-N3-C2	-3.83	118.84	125.64
3	W	2101	FMN	C4-N3-C2	-3.72	119.04	125.64
3	A	2101	FMN	C4-N3-C2	-3.69	119.09	125.64
3	E	2101	FMN	C4-N3-C2	-3.68	119.11	125.64
3	Q	2101	FMN	C4A-C4-N3	3.19	121.37	113.25
3	E	2101	FMN	C4A-C4-N3	3.13	121.22	113.25
3	W	2101	FMN	C4A-C4-N3	3.10	121.13	113.25
3	M	2101	FMN	C4A-C4-N3	3.09	121.11	113.25
3	I	2101	FMN	C4A-C4-N3	3.06	121.05	113.25
3	A	2101	FMN	C4A-C10-N10	2.82	120.52	116.48
3	A	2101	FMN	C4A-C4-N3	2.81	120.42	113.25
3	W	2101	FMN	O4-C4-C4A	-2.80	119.15	126.53
3	E	2101	FMN	O4-C4-C4A	-2.72	119.35	126.53
3	I	2101	FMN	C4A-C10-N10	2.66	120.29	116.48
3	Q	2101	FMN	C4A-C10-N10	2.65	120.28	116.48
3	M	2101	FMN	C4A-C10-N10	2.64	120.26	116.48
3	A	2101	FMN	O4-C4-C4A	-2.59	119.70	126.53
3	I	2101	FMN	O4-C4-C4A	-2.57	119.76	126.53
3	M	2101	FMN	O4-C4-C4A	-2.56	119.78	126.53
3	A	2101	FMN	C4A-C10-N1	-2.52	118.40	124.59
3	I	2101	FMN	C4A-C10-N1	-2.50	118.47	124.59
3	Q	2101	FMN	C4A-C10-N1	-2.49	118.48	124.59
3	W	2101	FMN	C4A-C10-N10	2.49	120.05	116.48
3	W	2101	FMN	C4A-C10-N1	-2.48	118.52	124.59

*Continued on next page...*

*Continued from previous page...*

Mol	Chain	Res	Type	Atoms	Z	Observed(°)	Ideal(°)
3	M	2101	FMN	C4A-C10-N1	-2.44	118.60	124.59
3	Q	2101	FMN	O4-C4-C4A	-2.44	120.09	126.53
3	E	2101	FMN	C4A-C10-N1	-2.42	118.65	124.59
3	E	2101	FMN	C4A-C10-N10	2.39	119.91	116.48
3	A	2101	FMN	C10-C4A-N5	-2.32	120.07	124.81
3	Q	2101	FMN	C10-C4A-N5	-2.29	120.13	124.81
3	I	2101	FMN	C10-C4A-N5	-2.27	120.17	124.81
3	M	2101	FMN	C10-C4A-N5	-2.26	120.19	124.81
3	W	2101	FMN	C5A-C9A-N10	2.15	119.91	117.97
3	W	2101	FMN	C9A-C5A-N5	-2.11	120.22	122.45
3	E	2101	FMN	C9A-C5A-N5	-2.09	120.24	122.45
3	W	2101	FMN	C1'-C2'-C3'	2.09	115.32	109.66
3	E	2101	FMN	C10-C4A-N5	-2.09	120.55	124.81
3	E	2101	FMN	C10-N1-C2	2.05	121.29	116.85
3	Q	2101	FMN	C10-N1-C2	2.05	121.29	116.85
3	W	2101	FMN	C10-C4A-N5	-2.04	120.63	124.81
3	A	2101	FMN	C4-C4A-C10	2.04	120.43	116.93
3	I	2101	FMN	C10-N1-C2	2.03	121.25	116.85
3	M	2101	FMN	C9A-C5A-N5	-2.03	120.31	122.45
3	W	2101	FMN	C10-N1-C2	2.03	121.23	116.85

There are no chirality outliers.

All (30) torsion outliers are listed below:

Mol	Chain	Res	Type	Atoms
3	A	2101	FMN	C5'-O5'-P-O1P
3	E	2101	FMN	C5'-O5'-P-O1P
3	E	2101	FMN	C5'-O5'-P-O2P
3	I	2101	FMN	C5'-O5'-P-O1P
3	I	2101	FMN	C5'-O5'-P-O2P
3	M	2101	FMN	C5'-O5'-P-O1P
3	M	2101	FMN	C5'-O5'-P-O2P
3	Q	2101	FMN	C5'-O5'-P-O1P
3	W	2101	FMN	C5'-O5'-P-O1P
3	Q	2101	FMN	C2'-C3'-C4'-O4'
3	Q	2101	FMN	C5'-O5'-P-O2P
3	W	2101	FMN	C5'-O5'-P-O2P
3	Q	2101	FMN	O3'-C3'-C4'-C5'
3	E	2101	FMN	C2'-C3'-C4'-O4'
3	I	2101	FMN	C2'-C3'-C4'-O4'
3	M	2101	FMN	C2'-C3'-C4'-O4'
3	Q	2101	FMN	O3'-C3'-C4'-O4'

*Continued on next page...*

*Continued from previous page...*

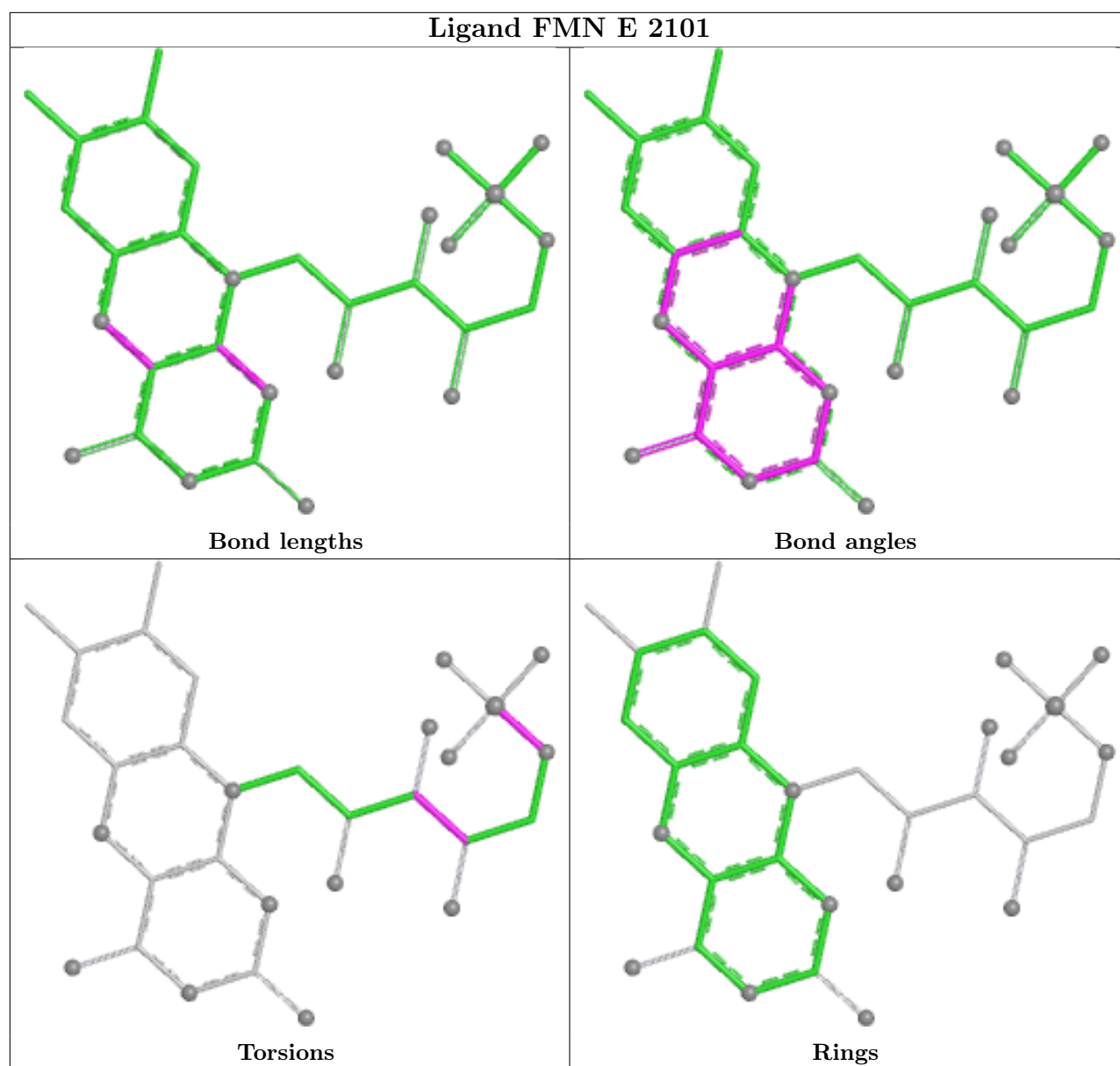
Mol	Chain	Res	Type	Atoms
3	E	2101	FMN	O3'-C3'-C4'-C5'
3	I	2101	FMN	O3'-C3'-C4'-C5'
3	M	2101	FMN	O3'-C3'-C4'-C5'
3	A	2101	FMN	C5'-O5'-P-O2P
3	E	2101	FMN	C5'-O5'-P-O3P
3	I	2101	FMN	C5'-O5'-P-O3P
3	M	2101	FMN	C5'-O5'-P-O3P
3	Q	2101	FMN	C5'-O5'-P-O3P
3	W	2101	FMN	C5'-O5'-P-O3P
3	Q	2101	FMN	C2'-C3'-C4'-C5'
3	E	2101	FMN	O3'-C3'-C4'-O4'
3	I	2101	FMN	O3'-C3'-C4'-O4'
3	M	2101	FMN	O3'-C3'-C4'-O4'

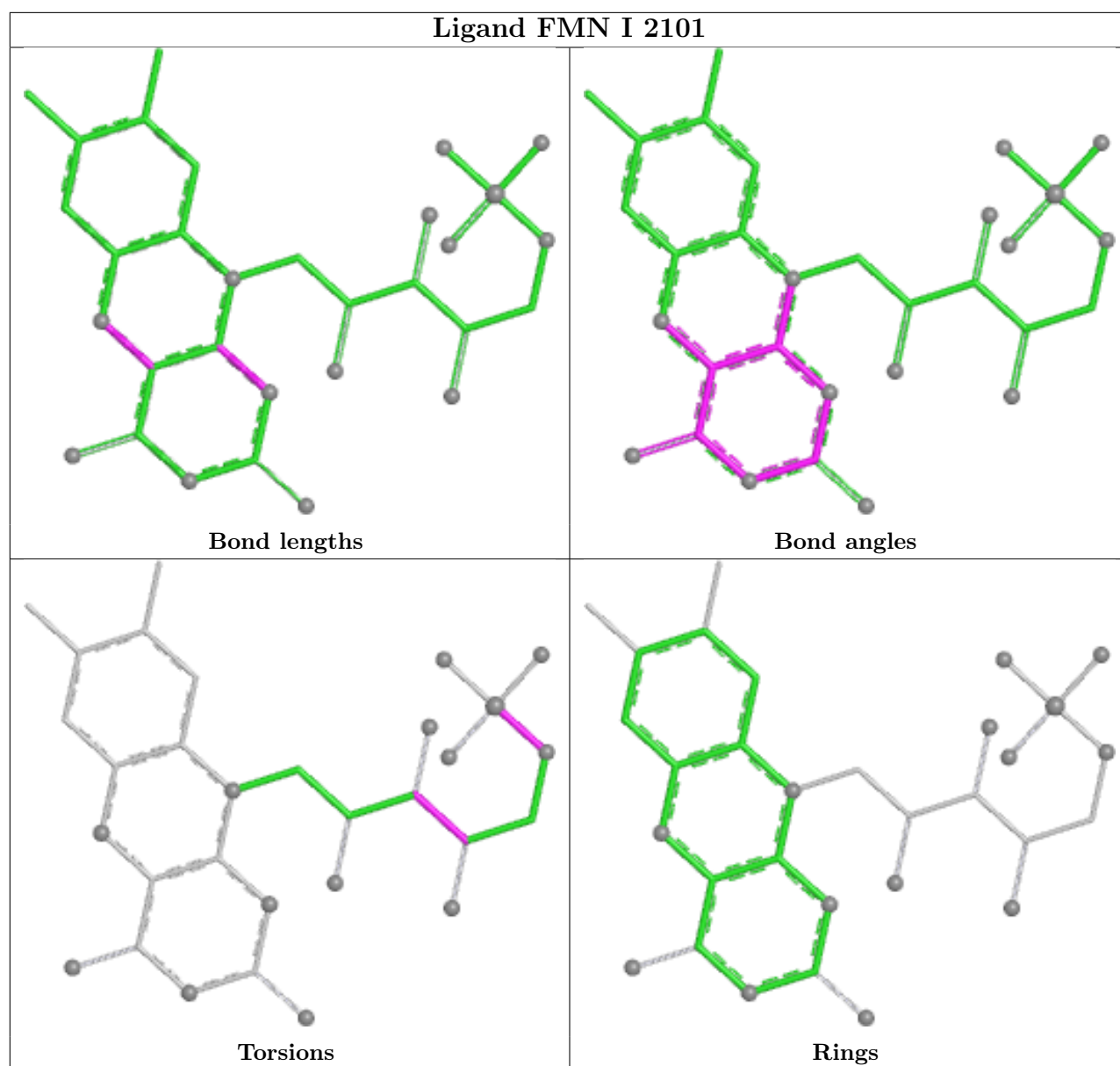
There are no ring outliers.

3 monomers are involved in 4 short contacts:

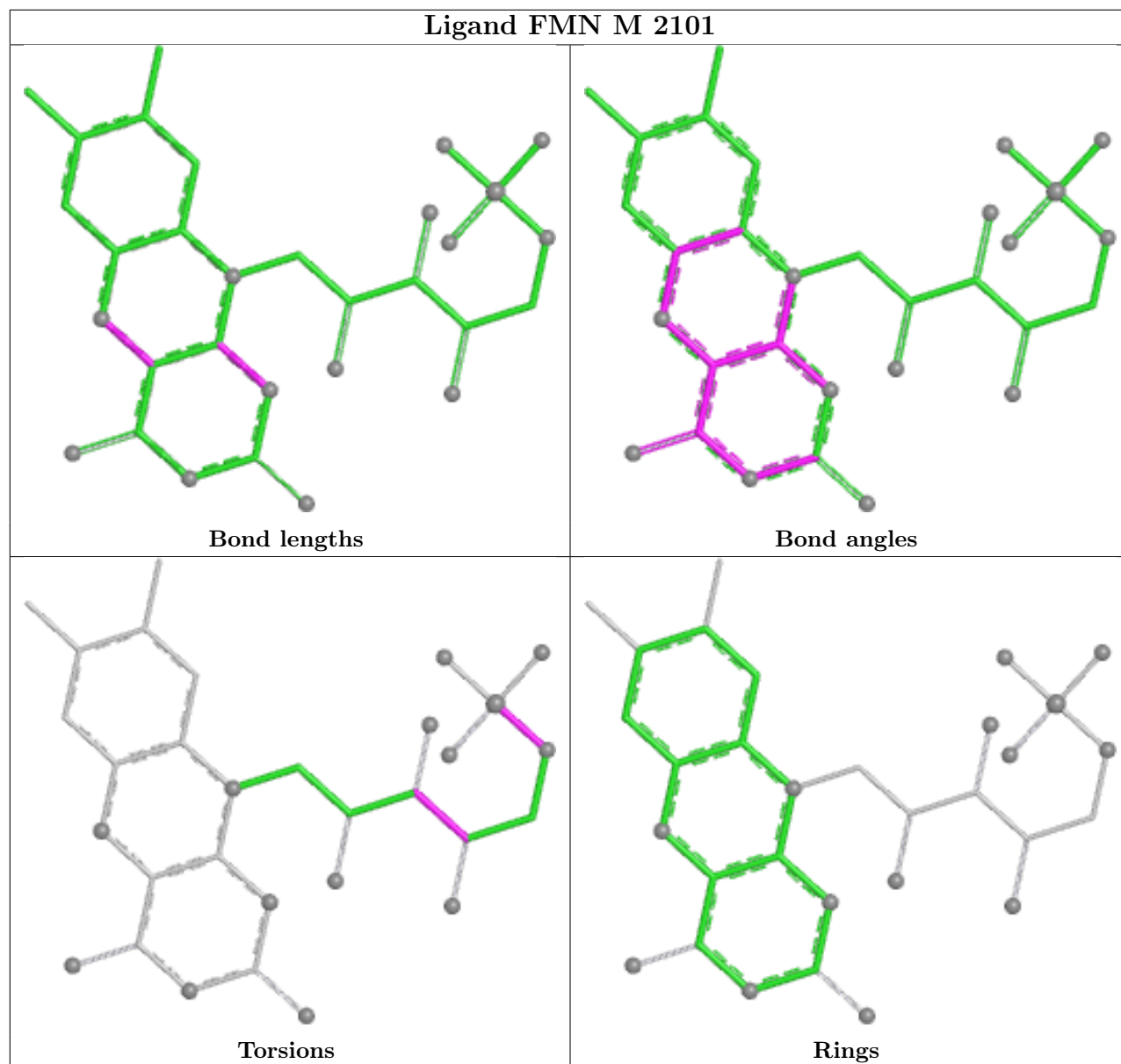
Mol	Chain	Res	Type	Clashes	Symm-Clashes
3	I	2101	FMN	1	0
3	M	2101	FMN	1	0
3	A	2101	FMN	2	0

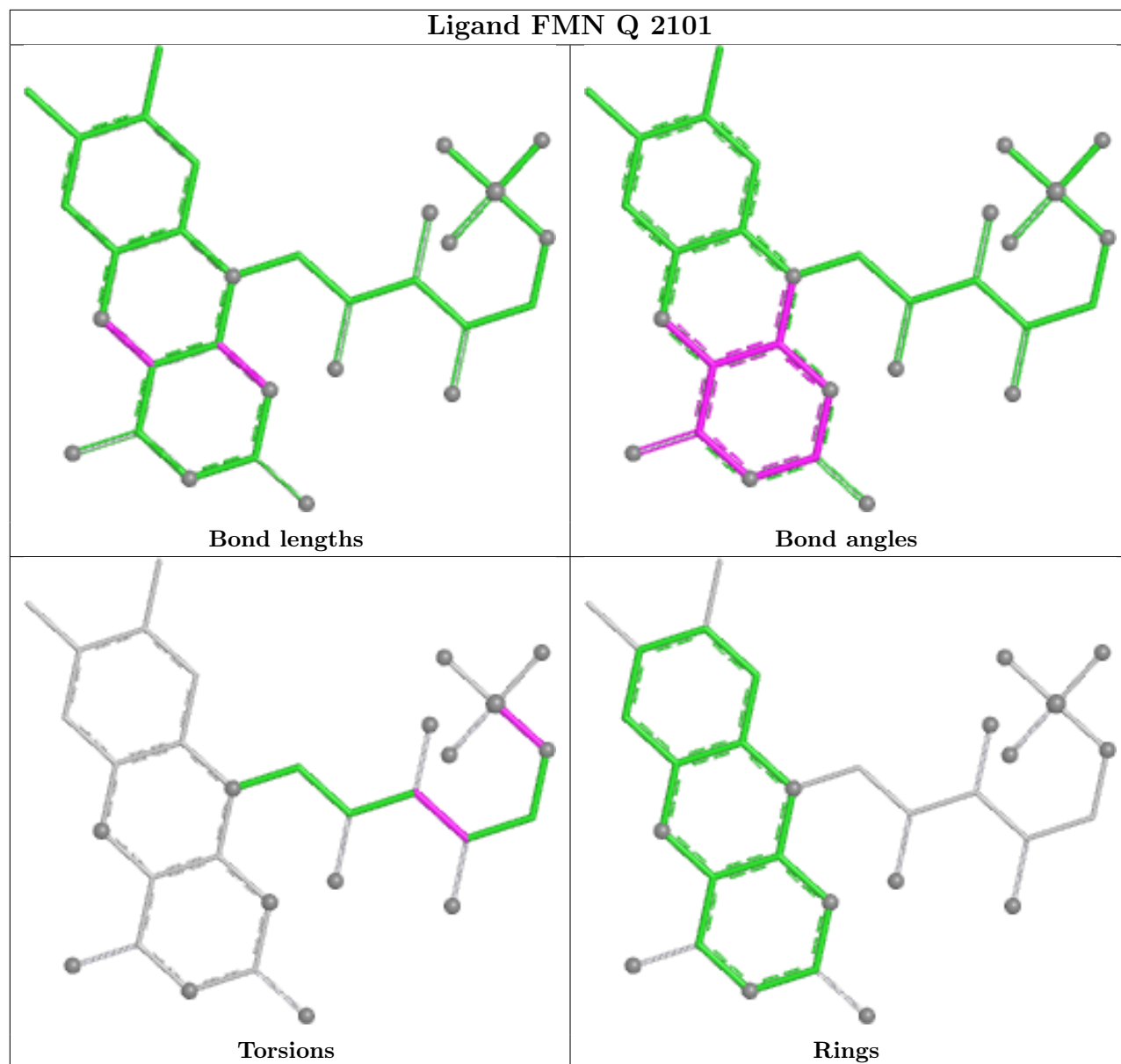
The following is a two-dimensional graphical depiction of Mogul quality analysis of bond lengths, bond angles, torsion angles, and ring geometry for all instances of the Ligand of Interest. In addition, ligands with molecular weight > 250 and outliers as shown on the validation Tables will also be included. For torsion angles, if less than 5% of the Mogul distribution of torsion angles is within 10 degrees of the torsion angle in question, then that torsion angle is considered an outlier. Any bond that is central to one or more torsion angles identified as an outlier by Mogul will be highlighted in the graph. For rings, the root-mean-square deviation (RMSD) between the ring in question and similar rings identified by Mogul is calculated over all ring torsion angles. If the average RMSD is greater than 60 degrees and the minimal RMSD between the ring in question and any Mogul-identified rings is also greater than 60 degrees, then that ring is considered an outlier. The outliers are highlighted in purple. The color gray indicates Mogul did not find sufficient equivalents in the CSD to analyse the geometry.



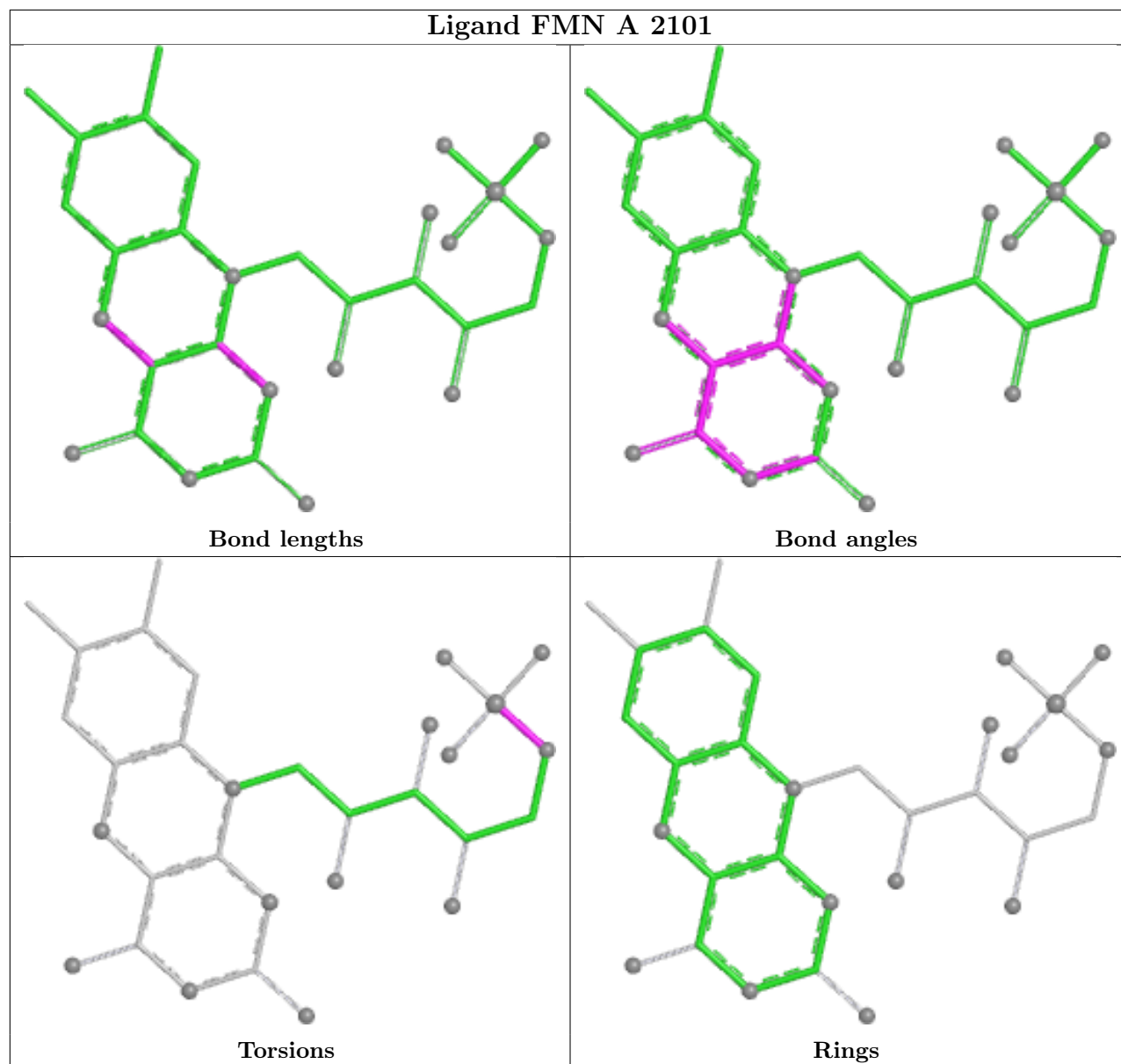


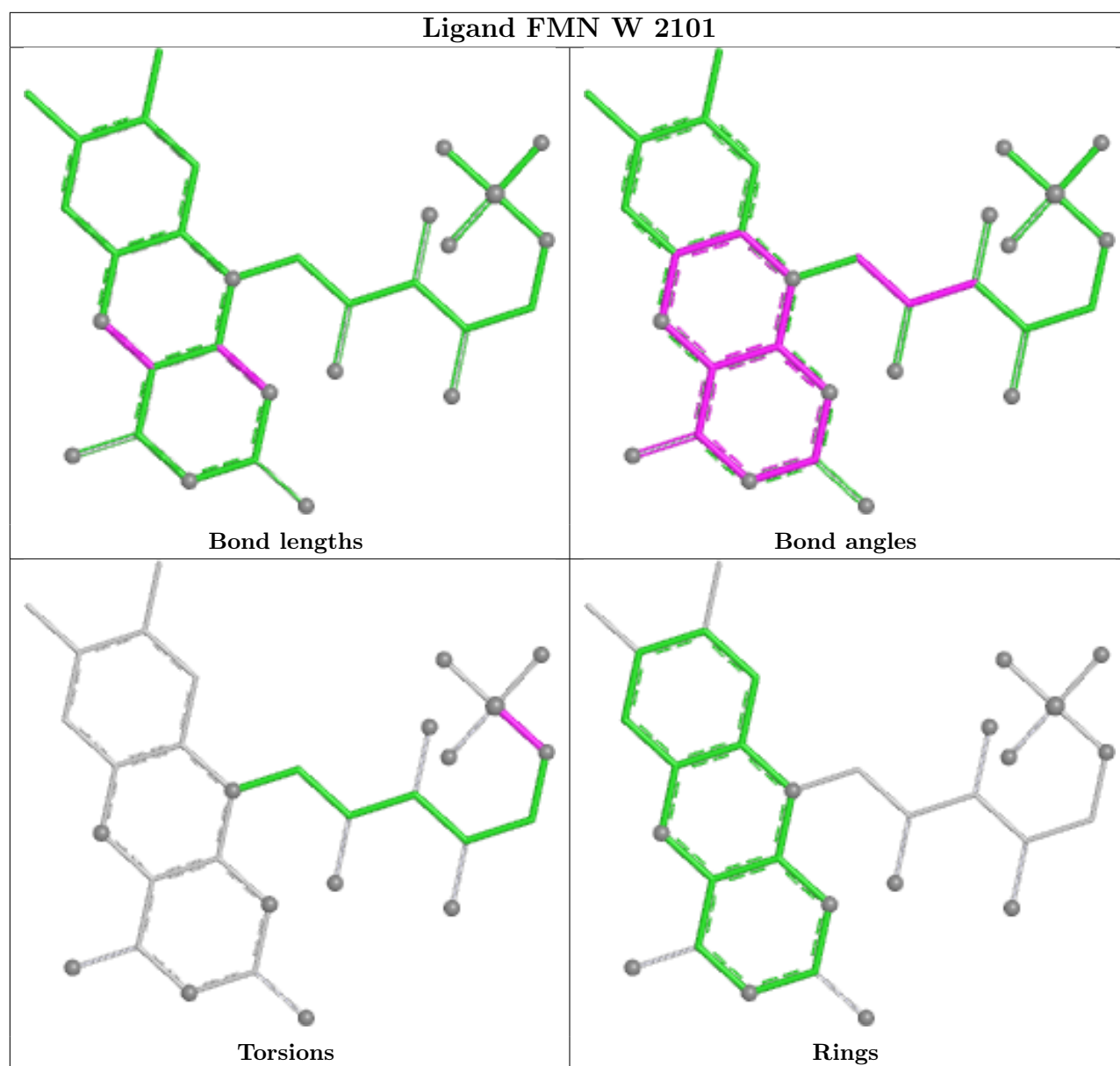
## Ligand FMN M 2101











## 5.7 Other polymers [i](#)

There are no such residues in this entry.

## 5.8 Polymer linkage issues [i](#)

There are no chain breaks in this entry.

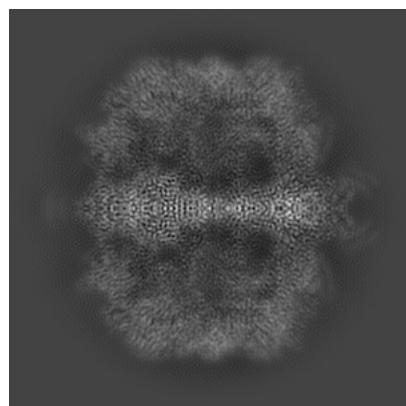
## 6 Map visualisation [i](#)

This section contains visualisations of the EMDB entry EMD-46553. These allow visual inspection of the internal detail of the map and identification of artifacts.

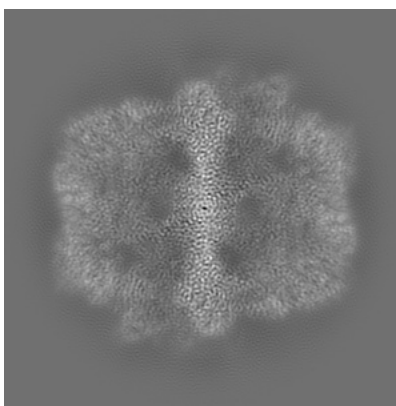
Images derived from a raw map, generated by summing the deposited half-maps, are presented below the corresponding image components of the primary map to allow further visual inspection and comparison with those of the primary map.

### 6.1 Orthogonal projections [i](#)

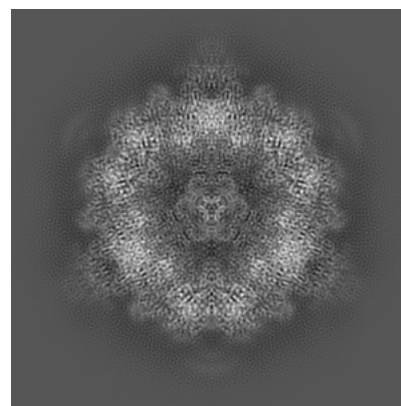
#### 6.1.1 Primary map



X

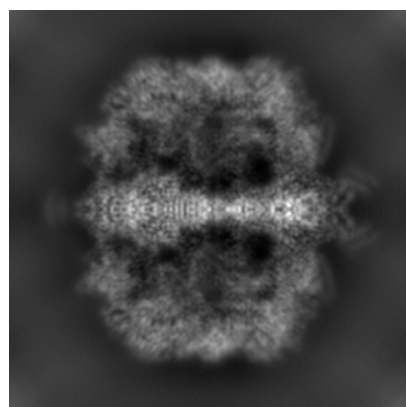


Y

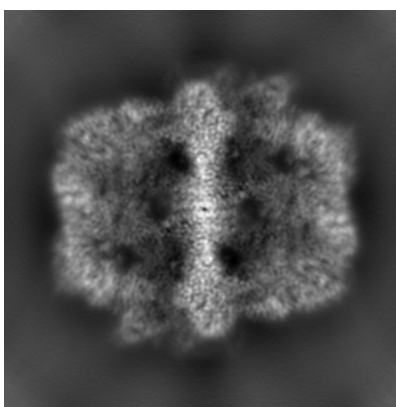


Z

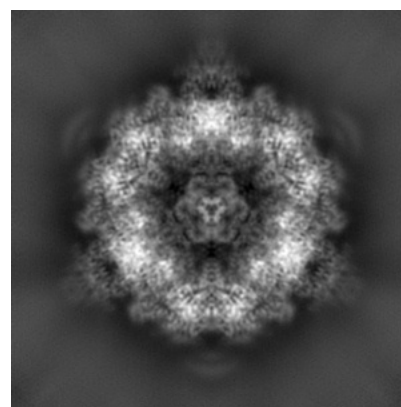
#### 6.1.2 Raw map



X



Y

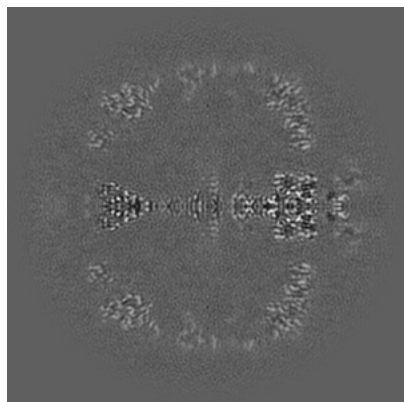


Z

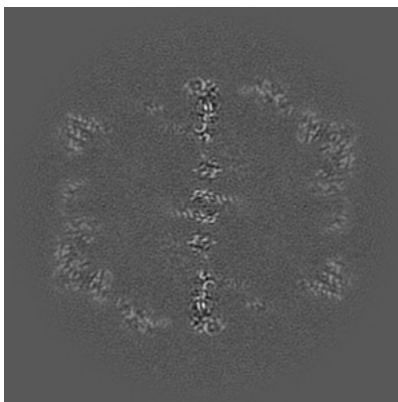
The images above show the map projected in three orthogonal directions.

## 6.2 Central slices [i](#)

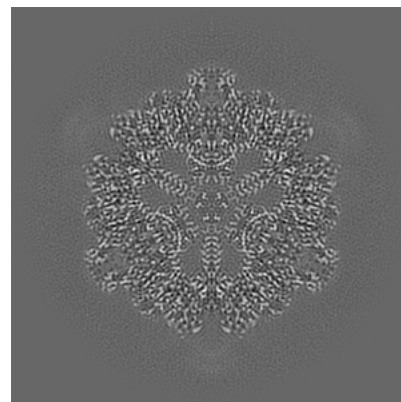
### 6.2.1 Primary map



X Index: 162

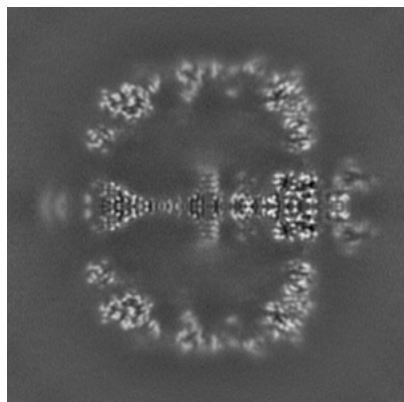


Y Index: 162

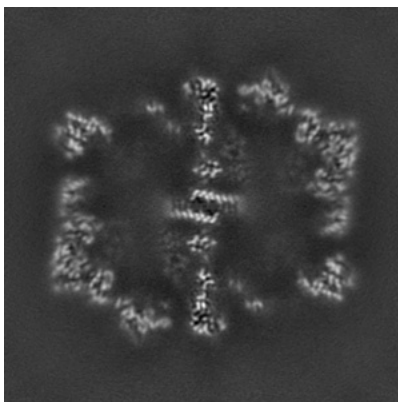


Z Index: 162

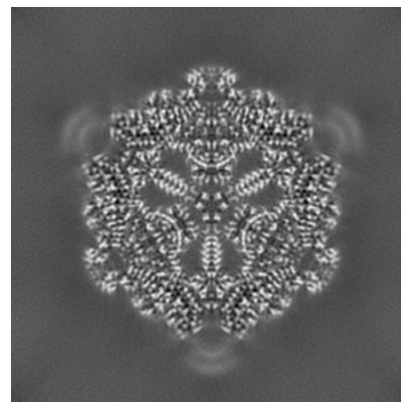
### 6.2.2 Raw map



X Index: 162



Y Index: 162

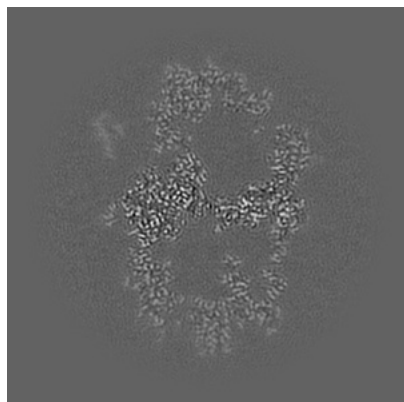


Z Index: 162

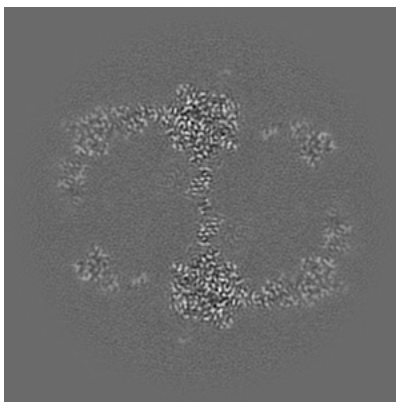
The images above show central slices of the map in three orthogonal directions.

## 6.3 Largest variance slices [i](#)

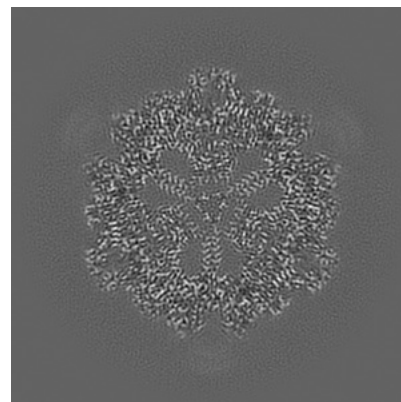
### 6.3.1 Primary map



X Index: 99

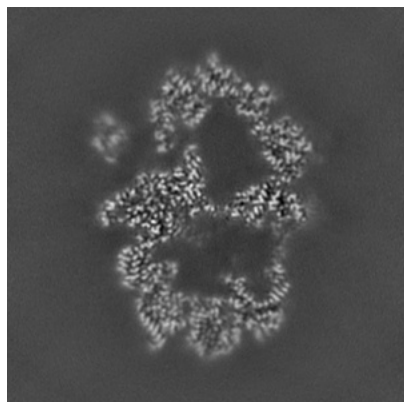


Y Index: 134

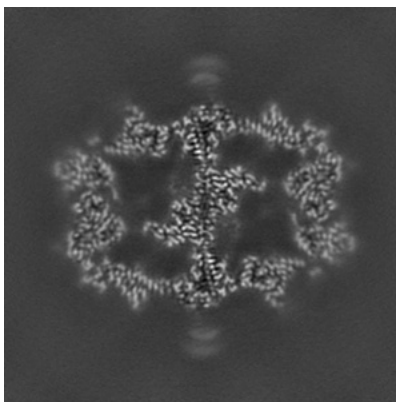


Z Index: 163

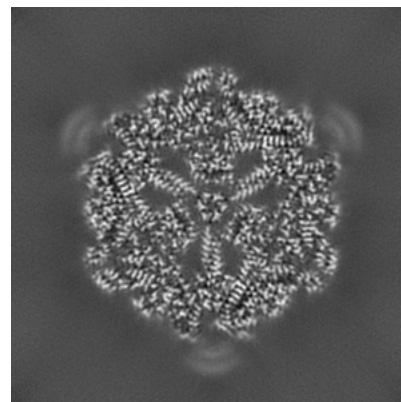
### 6.3.2 Raw map



X Index: 104



Y Index: 219




Z Index: 160

The images above show the largest variance slices of the map in three orthogonal directions.

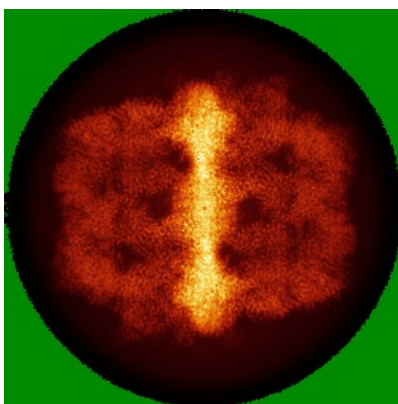


## 6.4 Orthogonal standard-deviation projections (False-color) ⓘ

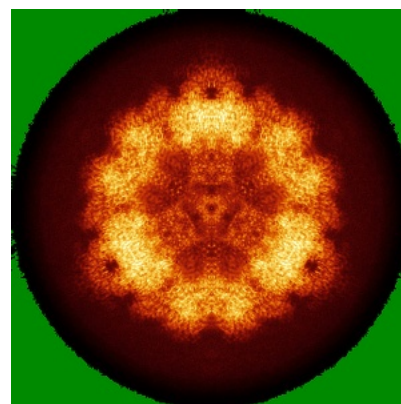
### 6.4.1 Primary map



X

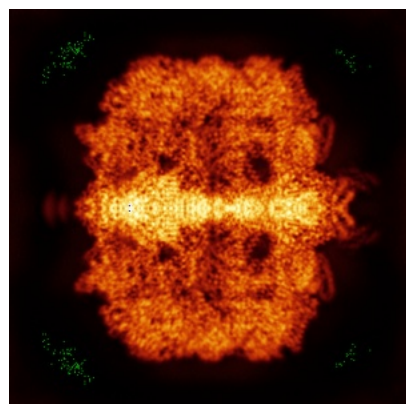


Y

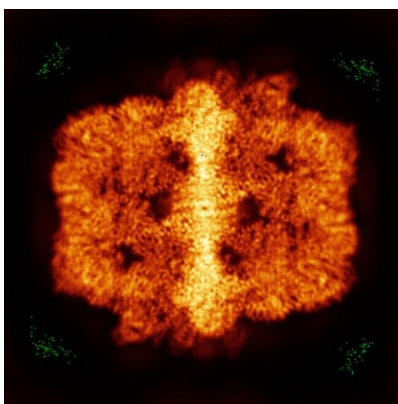


Z

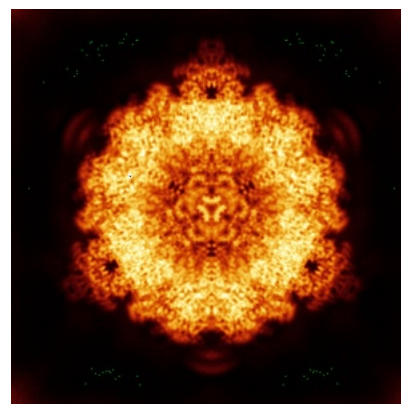
### 6.4.2 Raw map



X



Y




Z

The images above show the map standard deviation projections with false color in three orthogonal directions. Minimum values are shown in green, max in blue, and dark to light orange shades represent small to large values respectively.


## 6.5 Orthogonal surface views [i](#)

### 6.5.1 Primary map



The images above show the 3D surface view of the map at the recommended contour level 0.7. These images, in conjunction with the slice images, may facilitate assessment of whether an appropriate contour level has been provided.

### 6.5.2 Raw map



These images show the 3D surface of the raw map. The raw map's contour level was selected so that its surface encloses the same volume as the primary map does at its recommended contour level.

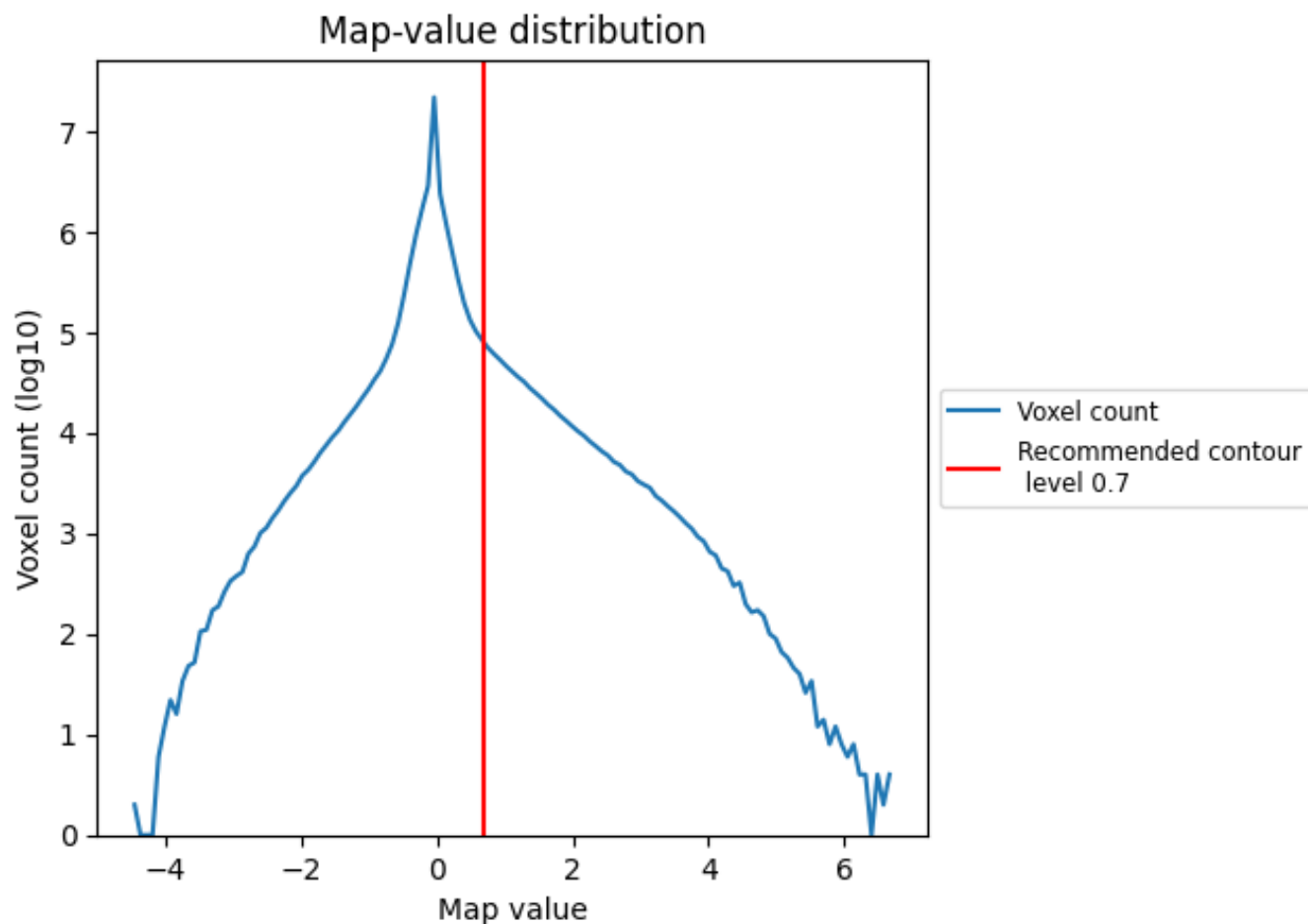
## 6.6 Mask visualisation [i](#)

This section was not generated. No masks/segmentation were deposited.

## 7 Map analysis [i](#)

This section contains the results of statistical analysis of the map.

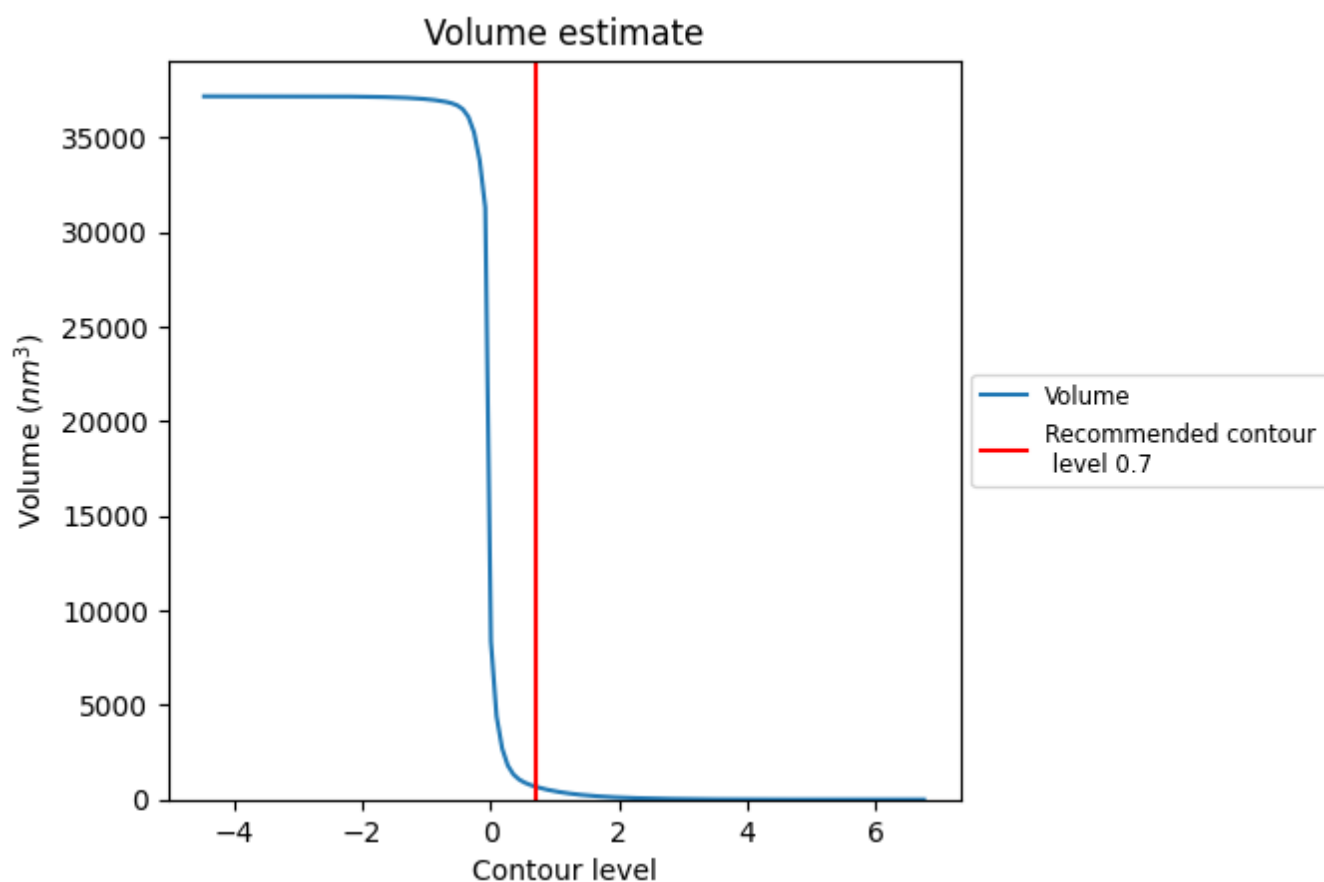
### 7.1 Map-value distribution [i](#)



The map-value distribution is plotted in 128 intervals along the x-axis. The y-axis is logarithmic. A spike in this graph at zero usually indicates that the volume has been masked.



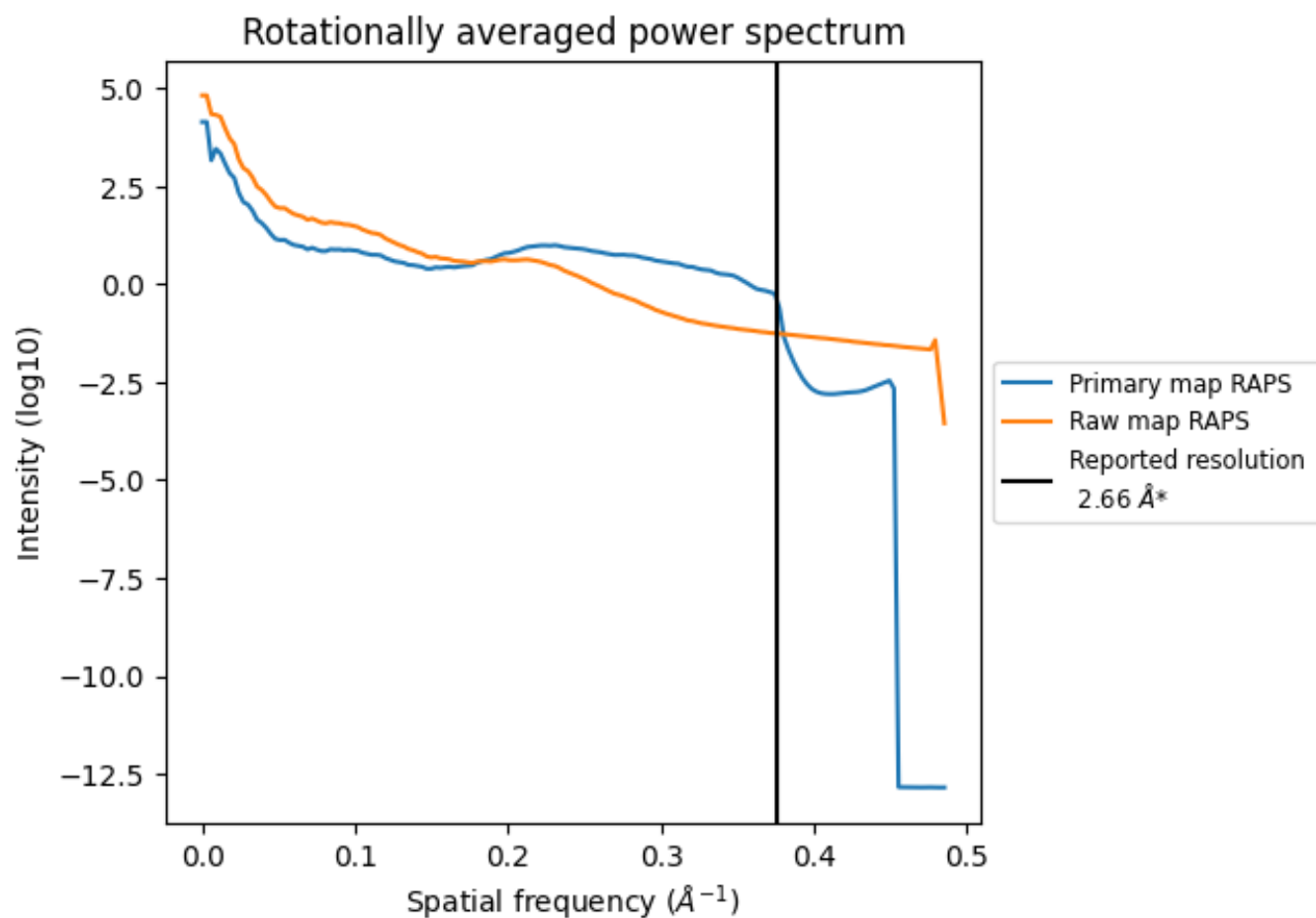
## 7.2 Volume estimate [i](#)



The volume at the recommended contour level is 686 nm<sup>3</sup>; this corresponds to an approximate mass of 620 kDa.

The volume estimate graph shows how the enclosed volume varies with the contour level. The recommended contour level is shown as a vertical line and the intersection between the line and the curve gives the volume of the enclosed surface at the given level.

### 7.3 Rotationally averaged power spectrum ⓘ

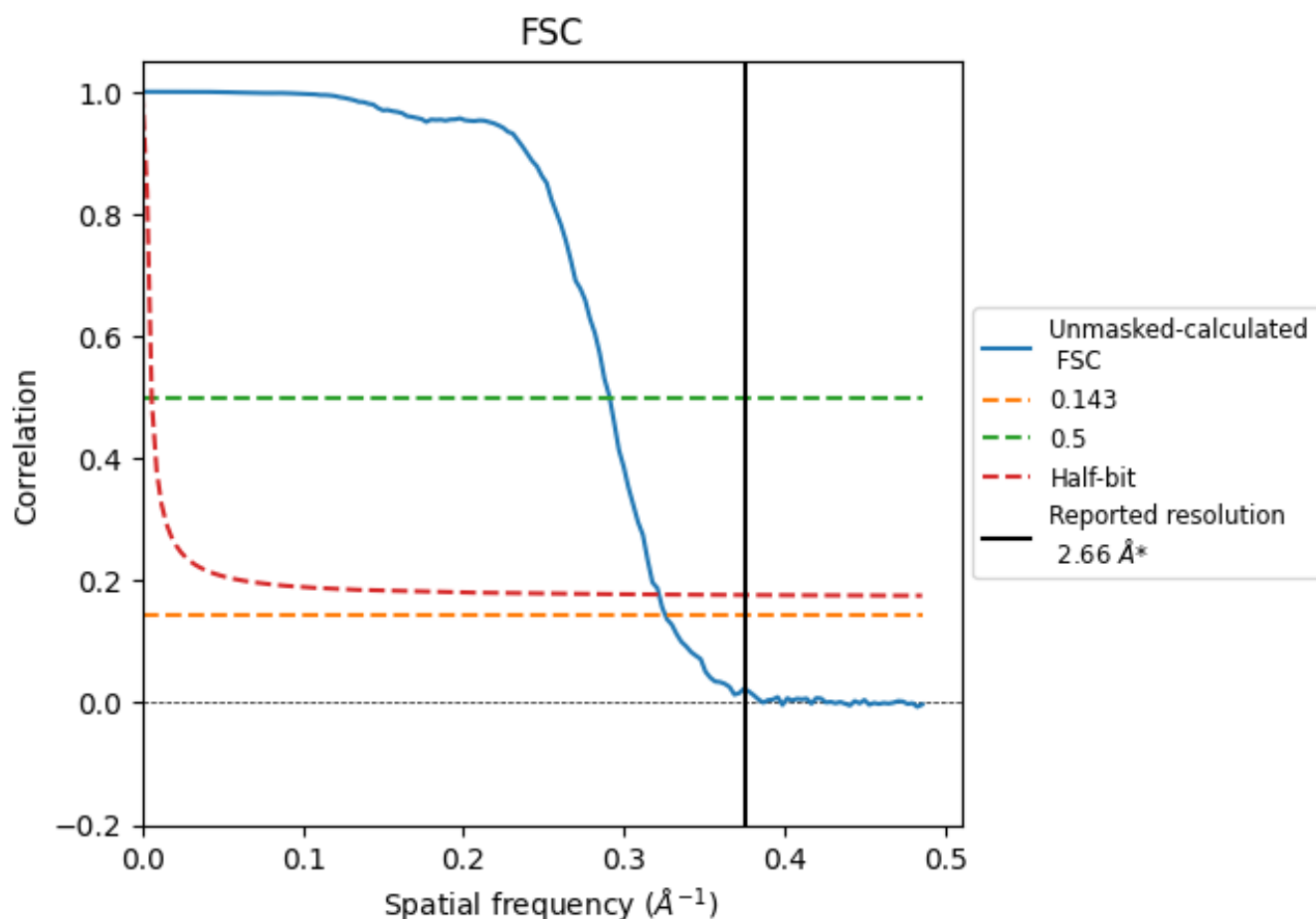


\*Reported resolution corresponds to spatial frequency of 0.376 Å<sup>-1</sup>

## 8 Fourier-Shell correlation [i](#)

Fourier-Shell Correlation (FSC) is the most commonly used method to estimate the resolution of single-particle and subtomogram-averaged maps. The shape of the curve depends on the imposed symmetry, mask and whether or not the two 3D reconstructions used were processed from a common reference. The reported resolution is shown as a black line. A curve is displayed for the half-bit criterion in addition to lines showing the 0.143 gold standard cut-off and 0.5 cut-off.

### 8.1 FSC [i](#)



\*Reported resolution corresponds to spatial frequency of 0.376  $\text{\AA}^{-1}$

## 8.2 Resolution estimates [i](#)

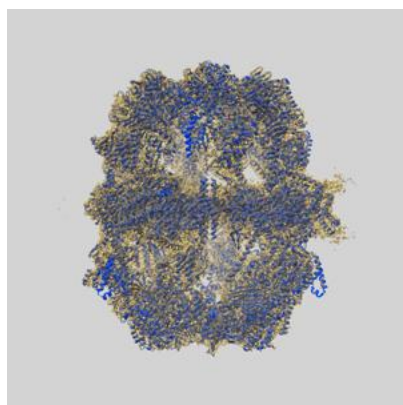
Resolution estimate (Å)	Estimation criterion (FSC cut-off)		
	0.143	0.5	Half-bit
Reported by author	2.66	-	-
Author-provided FSC curve	-	-	-
Unmasked-calculated*	3.07	3.44	3.11

\*Resolution estimate based on FSC curve calculated by comparison of deposited half-maps. The value from deposited half-maps intersecting FSC 0.143 CUT-OFF 3.07 differs from the reported value 2.66 by more than 10 %

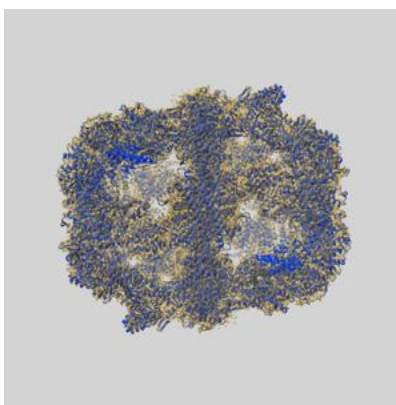
## 9 Map-model fit [i](#)

This section contains information regarding the fit between EMDB map EMD-46553 and PDB model 9D48. Per-residue inclusion information can be found in [section 3](#) on [page 7](#).

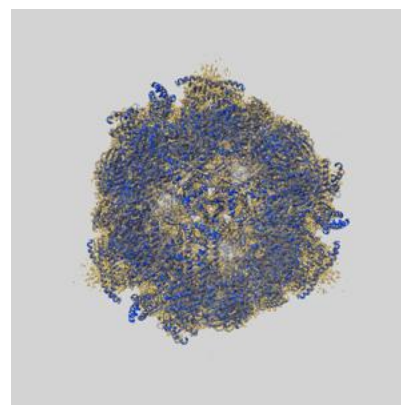
### 9.1 Map-model overlay [i](#)



X



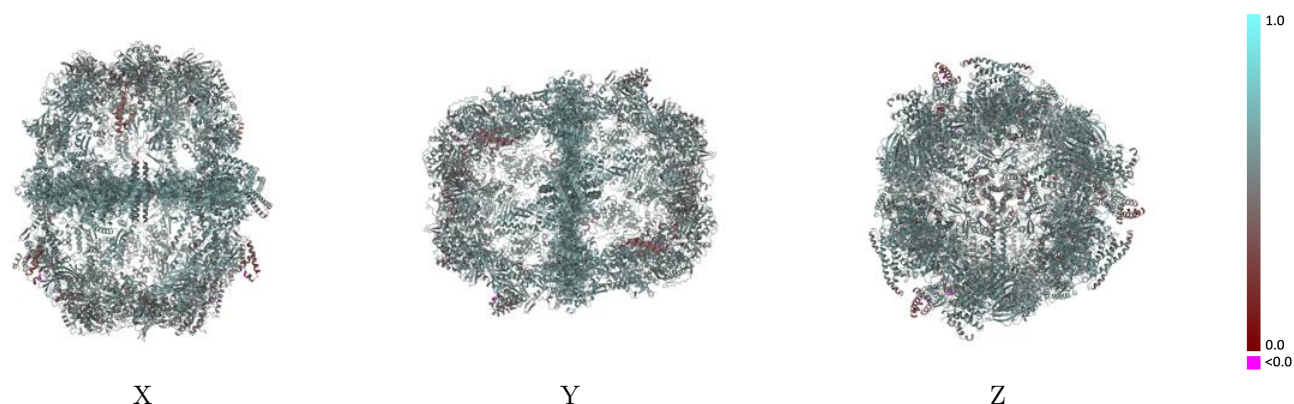
Y



Z

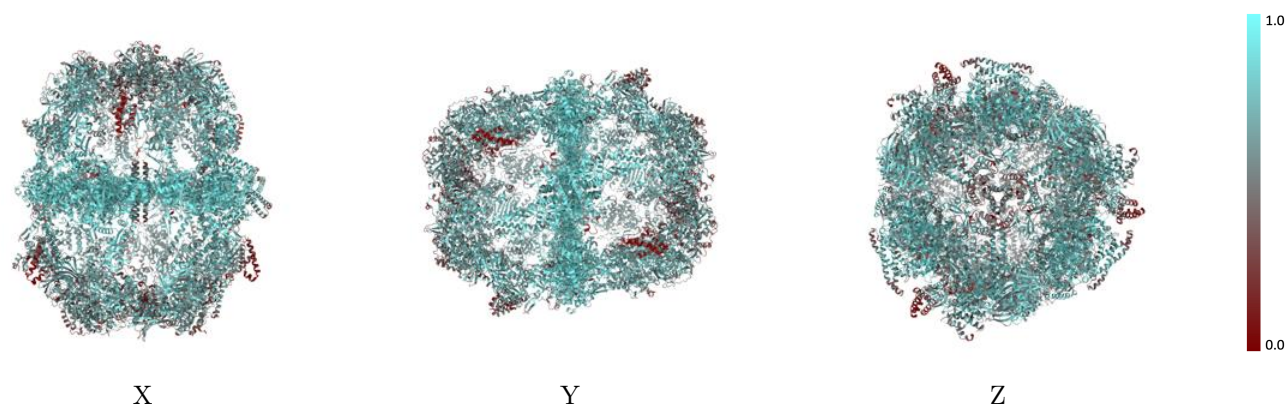
The images above show the 3D surface view of the map at the recommended contour level 0.7 at 50% transparency in yellow overlaid with a ribbon representation of the model coloured in blue. These images allow for the visual assessment of the quality of fit between the atomic model and the map.

## 9.2 Q-score mapped to coordinate model [i](#)



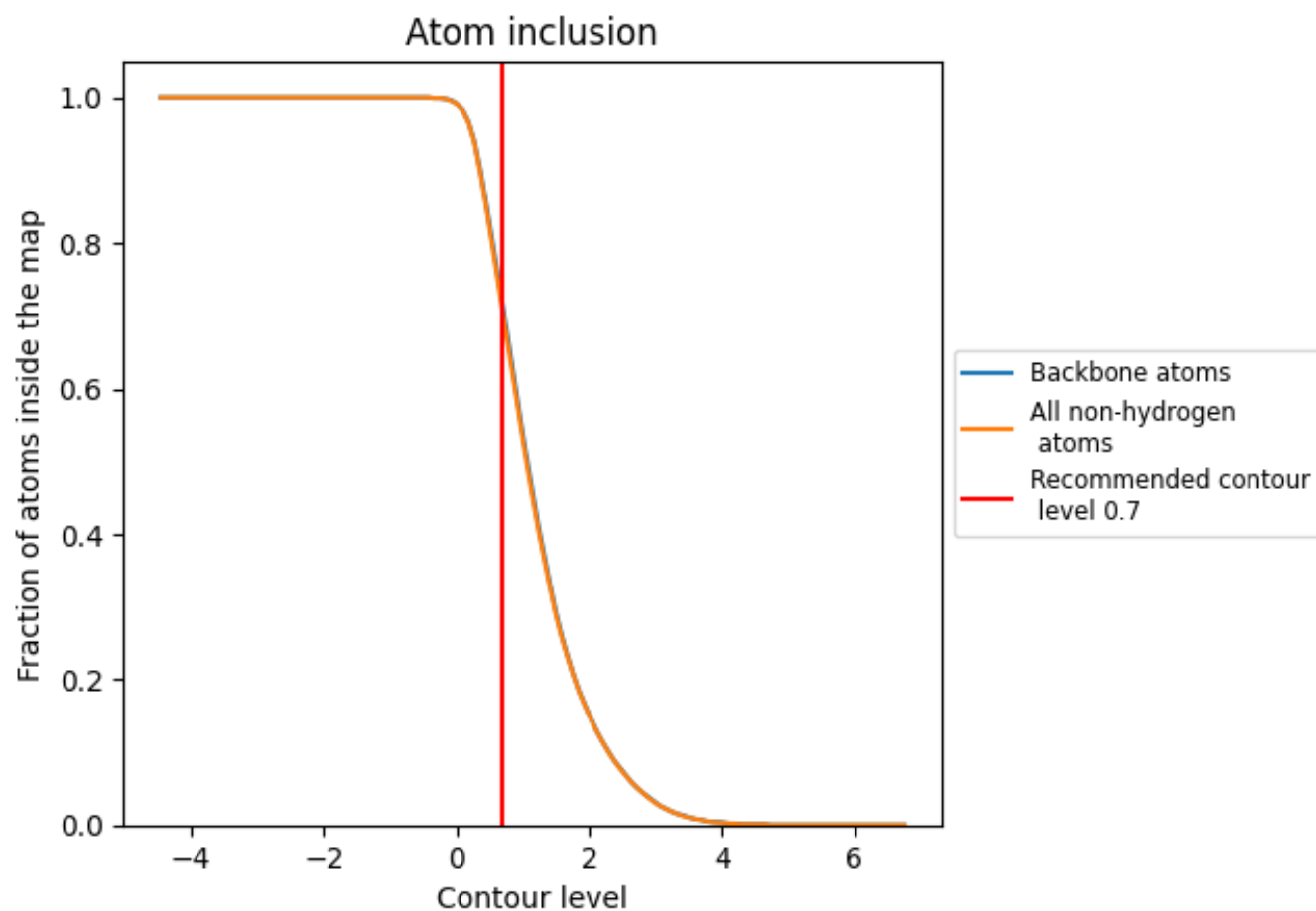
The images above show the model with each residue coloured according its Q-score. This shows their resolvability in the map with higher Q-score values reflecting better resolvability. Please note: Q-score is calculating the resolvability of atoms, and thus high values are only expected at resolutions at which atoms can be resolved. Low Q-score values may therefore be expected for many entries.

## 9.3 Atom inclusion mapped to coordinate model [i](#)



The images above show the model with each residue coloured according to its atom inclusion. This shows to what extent they are inside the map at the recommended contour level (0.7).

## 9.4 Atom inclusion [i](#)



At the recommended contour level, 71% of all backbone atoms, 70% of all non-hydrogen atoms, are inside the map.

9.5 Map-model fit summary ⓘ

The table lists the average atom inclusion at the recommended contour level (0.7) and Q-score for the entire model and for each chain.

Chain	Atom inclusion	Q-score
All	<div></div> 0.7040	<div></div> 0.5550
A	<div></div> 0.6260	<div></div> 0.5300
B	<div></div> 0.8260	<div></div> 0.5910
E	<div></div> 0.6240	<div></div> 0.5290
F	<div></div> 0.8250	<div></div> 0.5910
G	<div></div> 0.8260	<div></div> 0.5920
I	<div></div> 0.6230	<div></div> 0.5290
M	<div></div> 0.6230	<div></div> 0.5290
N	<div></div> 0.8270	<div></div> 0.5920
Q	<div></div> 0.6250	<div></div> 0.5290
R	<div></div> 0.8240	<div></div> 0.5910
W	<div></div> 0.6240	<div></div> 0.5300
X	<div></div> 0.8250	<div></div> 0.5910

