



Full wwPDB EM Validation Report ⓘ

Apr 14, 2025 – 01:11 pm BST

PDB ID : 9EYM / pdb_00009eym
EMDB ID : EMD-50057
Title : The structure of solubilized octameric pore of actinoporin Fav prepared on DOPC:sphingomyelin membranes
Authors : Solinc, G.; Srnko, M.; Svirgel, T.; Anderluh, G.; Podobnik, M.
Deposited on : 2024-04-09
Resolution : 2.60 Å(reported)
Based on initial model : .

This is a Full wwPDB EM Validation Report for a publicly released PDB entry.

We welcome your comments at validation@mail.wwpdb.org

A user guide is available at

<https://www.wwpdb.org/validation/2017/EMValidationReportHelp>
with specific help available everywhere you see the ⓘ symbol.

The types of validation reports are described at

<http://www.wwpdb.org/validation/2017/FAQs#types>.

The following versions of software and data (see [references ⓘ](#)) were used in the production of this report:

EMDB validation analysis : 0.0.1.dev117
Mogul : 1.8.4, CSD as541be (2020)
MolProbity : 4.02b-467
buster-report : 1.1.7 (2018)
Percentile statistics : 20231227.v01 (using entries in the PDB archive December 27th 2023)
MapQ : 1.9.13
Ideal geometry (proteins) : Engh & Huber (2001)
Ideal geometry (DNA, RNA) : Parkinson et al. (1996)
Validation Pipeline (wwPDB-VP) : 2.42

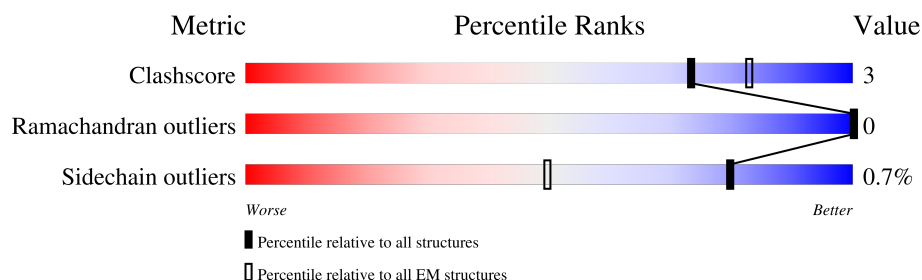
1 Overall quality at a glance

The following experimental techniques were used to determine the structure:

ELECTRON MICROSCOPY

The reported resolution of this entry is 2.60 Å.

Percentile scores (ranging between 0-100) for global validation metrics of the entry are shown in the following graphic. The table shows the number of entries on which the scores are based.



Metric	Whole archive (#Entries)	EM structures (#Entries)
Clashscore	210492	15764
Ramachandran outliers	207382	16835
Sidechain outliers	206894	16415

The table below summarises the geometric issues observed across the polymeric chains and their fit to the map. The red, orange, yellow and green segments of the bar indicate the fraction of residues that contain outliers for ≥ 3 , 2, 1 and 0 types of geometric quality criteria respectively. A grey segment represents the fraction of residues that are not modelled. The numeric value for each fraction is indicated below the corresponding segment, with a dot representing fractions $\leq 5\%$. The upper red bar (where present) indicates the fraction of residues that have poor fit to the EM map (all-atom inclusion $< 40\%$). The numeric value is given above the bar.

Mol	Chain	Length	Quality of chain
1	A	262	<div> <div>5%</div> <div>64%</div> <div>31%</div> </div>
1	B	262	<div> <div>5%</div> <div>64%</div> <div>31%</div> </div>
1	C	262	<div> <div>5%</div> <div>64%</div> <div>31%</div> </div>
1	D	262	<div> <div>5%</div> <div>64%</div> <div>31%</div> </div>
1	E	262	<div> <div>5%</div> <div>64%</div> <div>31%</div> </div>
1	F	262	<div> <div>5%</div> <div>64%</div> <div>31%</div> </div>
1	G	262	<div> <div>5%</div> <div>64%</div> <div>31%</div> </div>
1	H	262	<div> <div>5%</div> <div>64%</div> <div>31%</div> </div>

2 Entry composition [i](#)

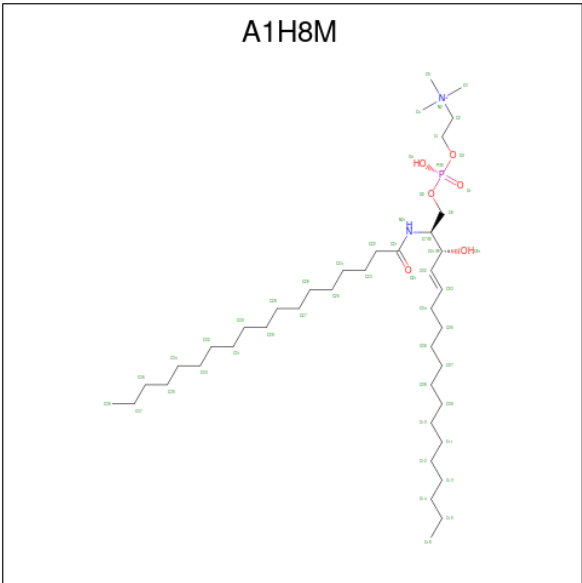
There are 2 unique types of molecules in this entry. The entry contains 13352 atoms, of which 0 are hydrogens and 0 are deuteriums.

In the tables below, the AltConf column contains the number of residues with at least one atom in alternate conformation and the Trace column contains the number of residues modelled with at most 2 atoms.

- Molecule 1 is a protein called Actinoporin.

Mol	Chain	Residues	Atoms					AltConf	Trace
1	A	181	Total	C	N	O	S	0	0
			1400	895	228	271	6		
1	B	181	Total	C	N	O	S	0	0
			1400	895	228	271	6		
1	C	181	Total	C	N	O	S	0	0
			1400	895	228	271	6		
1	D	181	Total	C	N	O	S	0	0
			1400	895	228	271	6		
1	E	181	Total	C	N	O	S	0	0
			1400	895	228	271	6		
1	F	181	Total	C	N	O	S	0	0
			1400	895	228	271	6		
1	G	181	Total	C	N	O	S	0	0
			1400	895	228	271	6		
1	H	181	Total	C	N	O	S	0	0
			1400	895	228	271	6		

- Molecule 2 is Sphingomyelin C18 (CCD ID: A1H8M) (formula: C₄₁H₈₄N₂O₆P).



Mol	Chain	Residues	Atoms					AltConf
2	A	1	Total	C	N	O	P	0
			39	30	2	6	1	
2	A	1	Total	C	N	O	P	1
			64	46	4	12	2	
2	A	1	Total	C	N	O	P	0
			31	22	2	6	1	
2	A	1	Total	C	N	O	P	1
			72	54	4	12	2	
2	A	1	Total	C	N	O	P	0
			37	28	2	6	1	
2	A	1	Total	C	N	O	P	0
			26	17	2	6	1	
2	B	1	Total	C	N	O	P	0
			39	30	2	6	1	
2	B	1	Total	C	N	O	P	1
			64	46	4	12	2	
2	B	1	Total	C	N	O	P	0
			31	22	2	6	1	
2	B	1	Total	C	N	O	P	1
			72	54	4	12	2	
2	B	1	Total	C	N	O	P	0
			37	28	2	6	1	
2	B	1	Total	C	N	O	P	0
			26	17	2	6	1	
2	C	1	Total	C	N	O	P	0
			39	30	2	6	1	
2	C	1	Total	C	N	O	P	1
			64	46	4	12	2	
2	C	1	Total	C	N	O	P	0
			31	22	2	6	1	
2	C	1	Total	C	N	O	P	1
			72	54	4	12	2	
2	C	1	Total	C	N	O	P	0
			37	28	2	6	1	
2	C	1	Total	C	N	O	P	0
			26	17	2	6	1	
2	D	1	Total	C	N	O	P	0
			39	30	2	6	1	
2	D	1	Total	C	N	O	P	1
			64	46	4	12	2	
2	D	1	Total	C	N	O	P	0
			31	22	2	6	1	
2	D	1	Total	C	N	O	P	1
			72	54	4	12	2	

Continued on next page...

Continued from previous page...

Mol	Chain	Residues	Atoms					AltConf
2	D	1	Total	C	N	O	P	0
			37	28	2	6	1	
2	D	1	Total	C	N	O	P	0
			26	17	2	6	1	
2	E	1	Total	C	N	O	P	0
			39	30	2	6	1	
2	E	1	Total	C	N	O	P	1
			64	46	4	12	2	
2	E	1	Total	C	N	O	P	0
			31	22	2	6	1	
2	E	1	Total	C	N	O	P	1
			72	54	4	12	2	
2	E	1	Total	C	N	O	P	0
			37	28	2	6	1	
2	E	1	Total	C	N	O	P	0
			26	17	2	6	1	
2	F	1	Total	C	N	O	P	0
			39	30	2	6	1	
2	F	1	Total	C	N	O	P	1
			64	46	4	12	2	
2	F	1	Total	C	N	O	P	0
			31	22	2	6	1	
2	F	1	Total	C	N	O	P	1
			72	54	4	12	2	
2	F	1	Total	C	N	O	P	0
			37	28	2	6	1	
2	F	1	Total	C	N	O	P	0
			26	17	2	6	1	
2	G	1	Total	C	N	O	P	0
			39	30	2	6	1	
2	G	1	Total	C	N	O	P	1
			64	46	4	12	2	
2	G	1	Total	C	N	O	P	0
			31	22	2	6	1	
2	G	1	Total	C	N	O	P	1
			72	54	4	12	2	
2	G	1	Total	C	N	O	P	0
			37	28	2	6	1	
2	G	1	Total	C	N	O	P	0
			26	17	2	6	1	
2	H	1	Total	C	N	O	P	0
			39	30	2	6	1	

Continued on next page...

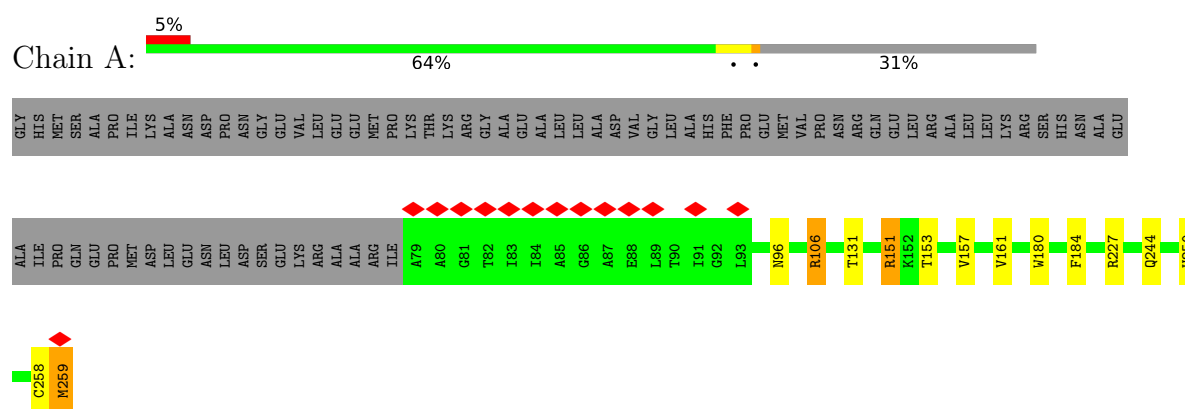
Continued from previous page...

Mol	Chain	Residues	Atoms					AltConf
2	H	1	Total	C	N	O	P	1
			64	46	4	12	2	
2	H	1	Total	C	N	O	P	0
			31	22	2	6	1	
2	H	1	Total	C	N	O	P	1
			72	54	4	12	2	
2	H	1	Total	C	N	O	P	0
			37	28	2	6	1	
2	H	1	Total	C	N	O	P	0
			26	17	2	6	1	

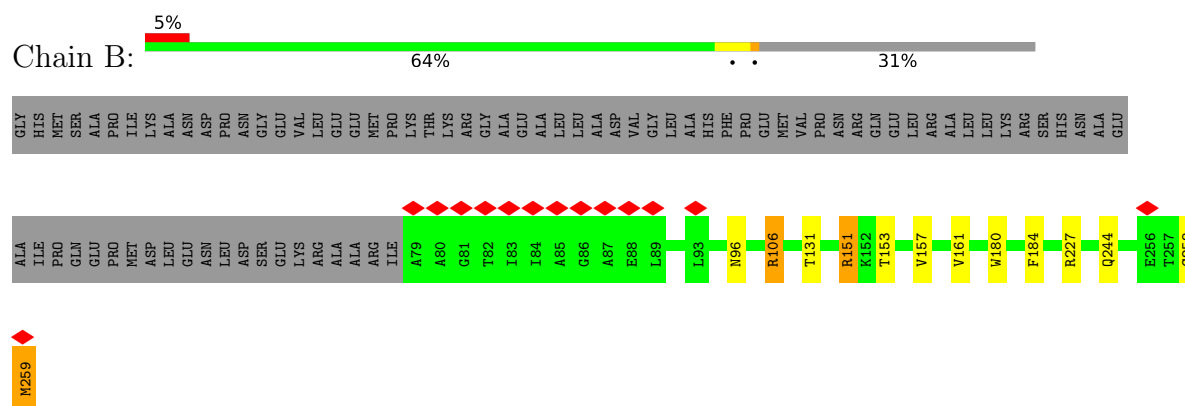
3 Residue-property plots [i](#)

These plots are drawn for all protein, RNA, DNA and oligosaccharide chains in the entry. The first graphic for a chain summarises the proportions of the various outlier classes displayed in the second graphic. The second graphic shows the sequence view annotated by issues in geometry and atom inclusion in map density. Residues are color-coded according to the number of geometric quality criteria for which they contain at least one outlier: green = 0, yellow = 1, orange = 2 and red = 3 or more. A red diamond above a residue indicates a poor fit to the EM map for this residue (all-atom inclusion < 40%). Stretches of 2 or more consecutive residues without any outlier are shown as a green connector. Residues present in the sample, but not in the model, are shown in grey.

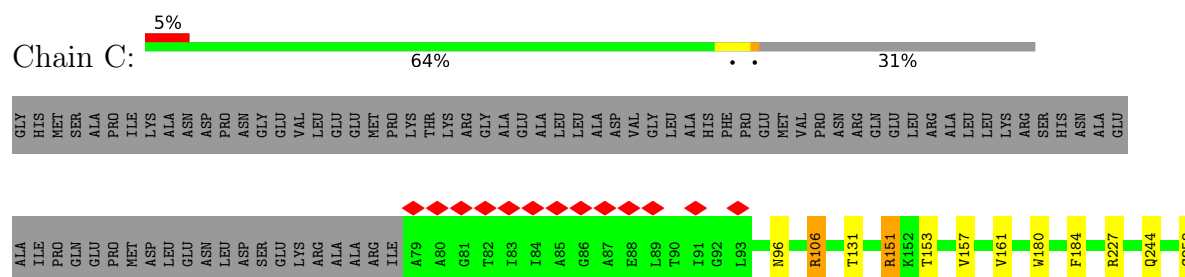
• Molecule 1: Actinoporin



• Molecule 1: Actinoporin



• Molecule 1: Actinoporin



M259

• Molecule 1: Actinoporin



GLY HIS MET SER ALA PRO PRO ILE LYS ASP ASN ASP PRO ASP ASN GLY VAL LEU LEU MET PRO THR LYS ARG GLY ALA ALA LEU LEU ALA ASP VAL GLY LEU ALA HIS PHE PRO MET VAL PRO ASN ARG GLN GLU LEU ARG LEU LYS ARG SER HIS ASN ALA GLU

ALA ILE PRO GLN GLU MET ASP LEU ASN GLU LEU SER GLY VAL ARG ALA ARG ILE A79 A80 G81 T82 T83 T84 A85 G86 A87 E88 L89 L93 N96 R106 T131 R151 K152 T153 V157 V161 W180 F184 R227 Q244 E256 T257 C258

M259

• Molecule 1: Actinoporin



GLY HIS MET SER ALA PRO PRO ILE LYS ASP ASN ASP PRO ASP ASN GLY VAL LEU LEU MET PRO THR LYS ARG GLY ALA ALA LEU LEU ALA ASP VAL GLY LEU ALA HIS PHE PRO MET VAL PRO ASN ARG GLN GLU LEU ARG ALA LEU LYS ARG SER HIS ASN ALA GLU

ALA ILE PRO GLN GLU MET ASP LEU ASN GLU LEU SER GLY VAL ARG ALA ARG ILE A79 A80 G81 T82 T83 T84 A85 G86 A87 E88 L89 T90 I91 G92 L93 N96 R106 T131 R151 K152 T153 V157 V161 W180 F184 R227 Q244 C258

M259

• Molecule 1: Actinoporin



GLY HIS MET SER ALA PRO PRO ILE LYS ASP ASN ASP PRO ASP ASN GLY VAL LEU LEU MET PRO THR LYS ARG GLY ALA ALA LEU LEU ALA ASP VAL GLY LEU ALA HIS PHE PRO MET VAL PRO ASN ARG GLN GLU LEU ARG ALA LEU LYS ARG SER HIS ASN ALA GLU

ALA ILE PRO GLN GLU MET ASP LEU ASN GLU LEU SER GLY VAL ARG ALA ARG ILE A79 A80 G81 T82 T83 T84 A85 G86 A87 E88 L89 L93 N96 R106 T131 R151 K152 T153 V157 V161 W180 F184 R227 Q244 H250 E256

T257
C258
M259

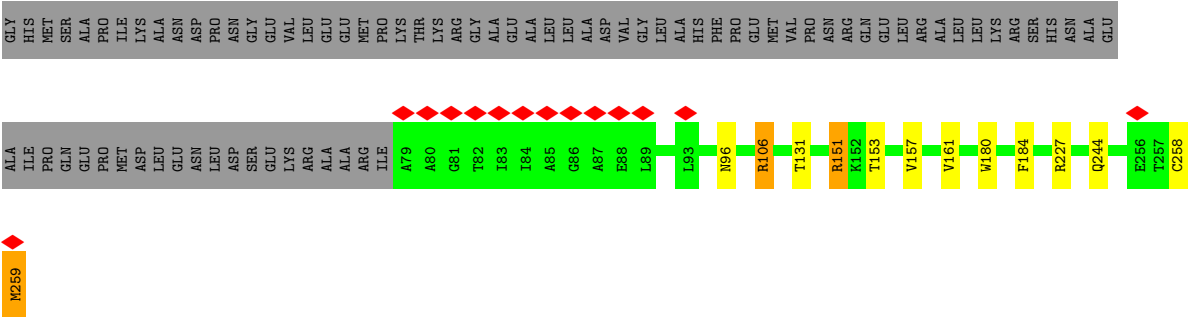
• Molecule 1: Actinoporin



GLY HIS MET SER ALA PRO PRO ILE LYS ASP ASN ASP PRO ASP ASN GLY VAL LEU LEU MET PRO THR LYS ARG GLY ALA ALA LEU LEU ALA ASP VAL GLY LEU ALA HIS PHE PRO MET VAL PRO ASN ARG GLN GLU LEU ARG ALA LEU LYS ARG SER HIS ASN ALA GLU



• Molecule 1: Actinoporin



4 Experimental information

Property	Value	Source
EM reconstruction method	SINGLE PARTICLE	Depositor
Imposed symmetry	POINT, C8	Depositor
Number of particles used	174291	Depositor
Resolution determination method	FSC 0.143 CUT-OFF	Depositor
CTF correction method	PHASE FLIPPING AND AMPLITUDE CORRECTION	Depositor
Microscope	FEI TITAN KRIOS	Depositor
Voltage (kV)	300	Depositor
Electron dose ($e^-/\text{\AA}^2$)	40	Depositor
Minimum defocus (nm)	1000	Depositor
Maximum defocus (nm)	3500	Depositor
Magnification	Not provided	
Image detector	GATAN K2 SUMMIT (4k x 4k)	Depositor
Maximum map value	4.116	Depositor
Minimum map value	-2.369	Depositor
Average map value	0.006	Depositor
Map value standard deviation	0.118	Depositor
Recommended contour level	0.542	Depositor
Map size (Å)	267.008, 267.008, 267.008	wwPDB
Map dimensions	256, 256, 256	wwPDB
Map angles (°)	90.0, 90.0, 90.0	wwPDB
Pixel spacing (Å)	1.043, 1.043, 1.043	Depositor

5 Model quality [i](#)

5.1 Standard geometry [i](#)

Bond lengths and bond angles in the following residue types are not validated in this section: A1H8M

The Z score for a bond length (or angle) is the number of standard deviations the observed value is removed from the expected value. A bond length (or angle) with $|Z| > 5$ is considered an outlier worth inspection. RMSZ is the root-mean-square of all Z scores of the bond lengths (or angles).

Mol	Chain	Bond lengths		Bond angles	
		RMSZ	$\# Z > 5$	RMSZ	$\# Z > 5$
1	A	0.76	0/1438	0.98	4/1959 (0.2%)
1	B	0.76	0/1438	0.98	4/1959 (0.2%)
1	C	0.76	0/1438	0.98	4/1959 (0.2%)
1	D	0.76	0/1438	0.98	4/1959 (0.2%)
1	E	0.76	0/1438	0.98	4/1959 (0.2%)
1	F	0.76	0/1438	0.98	4/1959 (0.2%)
1	G	0.76	0/1438	0.98	4/1959 (0.2%)
1	H	0.76	0/1438	0.98	4/1959 (0.2%)
All	All	0.76	0/11504	0.98	32/15672 (0.2%)

There are no bond length outliers.

All (32) bond angle outliers are listed below:

Mol	Chain	Res	Type	Atoms	Z	Observed(°)	Ideal(°)
1	D	244	GLN	N-CA-C	-6.47	93.54	111.00
1	H	244	GLN	N-CA-C	-6.47	93.54	111.00
1	A	244	GLN	N-CA-C	-6.47	93.54	111.00
1	C	244	GLN	N-CA-C	-6.47	93.54	111.00
1	E	244	GLN	N-CA-C	-6.47	93.54	111.00
1	G	244	GLN	N-CA-C	-6.47	93.54	111.00
1	B	244	GLN	N-CA-C	-6.46	93.55	111.00
1	F	244	GLN	N-CA-C	-6.46	93.55	111.00
1	D	151	ARG	NE-CZ-NH2	5.72	123.16	120.30
1	A	151	ARG	NE-CZ-NH2	5.72	123.16	120.30
1	C	151	ARG	NE-CZ-NH2	5.72	123.16	120.30
1	E	151	ARG	NE-CZ-NH2	5.72	123.16	120.30
1	G	151	ARG	NE-CZ-NH2	5.72	123.16	120.30
1	B	151	ARG	NE-CZ-NH2	5.70	123.15	120.30
1	F	151	ARG	NE-CZ-NH2	5.70	123.15	120.30
1	H	151	ARG	NE-CZ-NH2	5.70	123.15	120.30

Continued on next page...

Continued from previous page...

Mol	Chain	Res	Type	Atoms	Z	Observed(°)	Ideal(°)
1	B	227	ARG	NE-CZ-NH2	5.51	123.06	120.30
1	D	227	ARG	NE-CZ-NH2	5.51	123.06	120.30
1	A	227	ARG	NE-CZ-NH2	5.46	123.03	120.30
1	C	227	ARG	NE-CZ-NH2	5.46	123.03	120.30
1	E	227	ARG	NE-CZ-NH2	5.46	123.03	120.30
1	G	227	ARG	NE-CZ-NH2	5.46	123.03	120.30
1	F	227	ARG	NE-CZ-NH2	5.40	123.00	120.30
1	H	227	ARG	NE-CZ-NH2	5.40	123.00	120.30
1	B	259	MET	CG-SD-CE	5.40	108.83	100.20
1	F	259	MET	CG-SD-CE	5.38	108.81	100.20
1	A	259	MET	CG-SD-CE	5.36	108.78	100.20
1	C	259	MET	CG-SD-CE	5.36	108.78	100.20
1	E	259	MET	CG-SD-CE	5.36	108.78	100.20
1	G	259	MET	CG-SD-CE	5.36	108.78	100.20
1	H	259	MET	CG-SD-CE	5.36	108.77	100.20
1	D	259	MET	CG-SD-CE	5.35	108.77	100.20

There are no chirality outliers.

There are no planarity outliers.

5.2 Too-close contacts ⓘ

In the following table, the Non-H and H(model) columns list the number of non-hydrogen atoms and hydrogen atoms in the chain respectively. The H(added) column lists the number of hydrogen atoms added and optimized by MolProbity. The Clashes column lists the number of clashes within the asymmetric unit, whereas Symm-Clashes lists symmetry-related clashes.

Mol	Chain	Non-H	H(model)	H(added)	Clashes	Symm-Clashes
1	A	1400	0	1318	10	0
1	B	1400	0	1318	9	0
1	C	1400	0	1318	9	0
1	D	1400	0	1318	9	0
1	E	1400	0	1318	9	0
1	F	1400	0	1318	10	0
1	G	1400	0	1318	9	0
1	H	1400	0	1318	9	0
2	A	269	0	0	3	0
2	B	269	0	0	3	0
2	C	269	0	0	3	0
2	D	269	0	0	3	0
2	E	269	0	0	3	0

Continued on next page...

Continued from previous page...

Mol	Chain	Non-H	H(model)	H(added)	Clashes	Symm-Clashes
2	F	269	0	0	3	0
2	G	269	0	0	3	0
2	H	269	0	0	3	0
All	All	13352	0	10544	74	0

The all-atom clashscore is defined as the number of clashes found per 1000 atoms (including hydrogen atoms). The all-atom clashscore for this structure is 3.

All (74) close contacts within the same asymmetric unit are listed below, sorted by their clash magnitude.

Atom-1	Atom-2	Interatomic distance (Å)	Clash overlap (Å)
2:A:306:A1H8M:C24	1:H:96:ASN:HD22	2.23	0.52
1:G:96:ASN:HD22	2:H:306:A1H8M:C24	2.23	0.52
1:B:96:ASN:HD22	2:C:306:A1H8M:C24	2.23	0.52
1:C:96:ASN:HD22	2:D:306:A1H8M:C24	2.23	0.52
1:F:153:THR:HB	1:F:157:VAL:HG11	1.93	0.51
1:A:96:ASN:HD22	2:B:306:A1H8M:C24	2.23	0.51
1:E:153:THR:HB	1:E:157:VAL:HG11	1.93	0.51
1:G:153:THR:HB	1:G:157:VAL:HG11	1.93	0.51
1:H:153:THR:HB	1:H:157:VAL:HG11	1.93	0.51
1:D:153:THR:HB	1:D:157:VAL:HG11	1.93	0.51
1:F:96:ASN:HD22	2:G:306:A1H8M:C24	2.23	0.51
1:D:96:ASN:HD22	2:E:306:A1H8M:C24	2.23	0.51
1:E:96:ASN:HD22	2:F:306:A1H8M:C24	2.23	0.51
1:A:153:THR:HB	1:A:157:VAL:HG11	1.93	0.51
1:B:153:THR:HB	1:B:157:VAL:HG11	1.93	0.50
1:C:153:THR:HB	1:C:157:VAL:HG11	1.93	0.50
1:G:258:CYS:O	1:G:259:MET:C	2.50	0.50
1:C:258:CYS:O	1:C:259:MET:C	2.50	0.50
1:F:258:CYS:O	1:F:259:MET:C	2.50	0.50
1:H:258:CYS:O	1:H:259:MET:C	2.50	0.49
1:D:258:CYS:O	1:D:259:MET:C	2.50	0.49
1:B:258:CYS:O	1:B:259:MET:C	2.50	0.49
1:E:258:CYS:O	1:E:259:MET:C	2.50	0.48
1:A:258:CYS:O	1:A:259:MET:C	2.50	0.48
1:A:131:THR:HG21	2:A:301:A1H8M:C2	2.45	0.47
1:C:131:THR:HG21	2:C:301:A1H8M:C2	2.45	0.47
1:D:131:THR:HG21	2:D:301:A1H8M:C2	2.45	0.47
1:G:131:THR:HG21	2:G:301:A1H8M:C2	2.45	0.47
1:F:131:THR:HG21	2:F:301:A1H8M:C2	2.45	0.47
1:G:161:VAL:HG12	1:G:180:TRP:HE1	1.81	0.46

Continued on next page...

Continued from previous page...

Atom-1	Atom-2	Interatomic distance (Å)	Clash overlap (Å)
1:E:131:THR:HG21	2:E:301:A1H8M:C2	2.45	0.46
1:B:131:THR:HG21	2:B:301:A1H8M:C2	2.45	0.46
1:D:161:VAL:HG12	1:D:180:TRP:HE1	1.81	0.46
1:H:131:THR:HG21	2:H:301:A1H8M:C2	2.45	0.46
1:C:151:ARG:C	1:C:161:VAL:HG22	2.36	0.46
1:G:151:ARG:C	1:G:161:VAL:HG22	2.36	0.46
1:A:106:ARG:NH1	1:A:184:PHE:O	2.49	0.46
1:B:151:ARG:C	1:B:161:VAL:HG22	2.36	0.46
1:E:106:ARG:NH1	1:E:184:PHE:O	2.49	0.46
1:E:161:VAL:HG12	1:E:180:TRP:HE1	1.81	0.46
1:H:151:ARG:C	1:H:161:VAL:HG22	2.37	0.46
1:A:151:ARG:C	1:A:161:VAL:HG22	2.36	0.45
1:C:106:ARG:NH1	1:C:184:PHE:O	2.49	0.45
1:D:151:ARG:C	1:D:161:VAL:HG22	2.36	0.45
1:G:106:ARG:NH1	1:G:184:PHE:O	2.49	0.45
1:D:106:ARG:NH1	1:D:184:PHE:O	2.49	0.45
1:F:151:ARG:C	1:F:161:VAL:HG22	2.36	0.45
1:F:161:VAL:HG12	1:F:180:TRP:HE1	1.81	0.45
1:B:106:ARG:NH1	1:B:184:PHE:O	2.49	0.45
1:C:161:VAL:HG12	1:C:180:TRP:HE1	1.81	0.45
1:E:151:ARG:C	1:E:161:VAL:HG22	2.36	0.45
1:H:161:VAL:HG12	1:H:180:TRP:HE1	1.81	0.45
1:A:161:VAL:HG12	1:A:180:TRP:HE1	1.81	0.45
1:F:106:ARG:NH1	1:F:184:PHE:O	2.49	0.45
1:H:106:ARG:NH1	1:H:184:PHE:O	2.49	0.45
1:B:161:VAL:HG12	1:B:180:TRP:HE1	1.81	0.45
1:F:161:VAL:CG1	1:F:180:TRP:HE1	2.32	0.43
1:C:161:VAL:CG1	1:C:180:TRP:HE1	2.32	0.43
1:A:161:VAL:CG1	1:A:180:TRP:HE1	2.32	0.42
1:E:161:VAL:CG1	1:E:180:TRP:HE1	2.32	0.42
1:G:161:VAL:CG1	1:G:180:TRP:HE1	2.32	0.42
1:H:161:VAL:CG1	1:H:180:TRP:HE1	2.32	0.42
1:B:161:VAL:CG1	1:B:180:TRP:HE1	2.32	0.42
1:D:157:VAL:HB	2:D:304[B]:A1H8M:C7	2.51	0.41
1:A:157:VAL:HB	2:A:304[B]:A1H8M:C7	2.51	0.41
1:C:157:VAL:HB	2:C:304[B]:A1H8M:C7	2.51	0.41
1:D:161:VAL:CG1	1:D:180:TRP:HE1	2.32	0.41
1:F:157:VAL:HB	2:F:304[B]:A1H8M:C7	2.51	0.41
1:B:157:VAL:HB	2:B:304[B]:A1H8M:C7	2.51	0.41
1:E:157:VAL:HB	2:E:304[B]:A1H8M:C7	2.51	0.41
1:H:157:VAL:HB	2:H:304[B]:A1H8M:C7	2.51	0.41

Continued on next page...

Continued from previous page...

Atom-1	Atom-2	Interatomic distance (Å)	Clash overlap (Å)
1:A:250:HIS:CE1	1:A:259:MET:SD	3.15	0.40
1:F:250:HIS:CE1	1:F:259:MET:SD	3.15	0.40
1:G:157:VAL:HB	2:G:304[B]:A1H8M:C7	2.51	0.40

There are no symmetry-related clashes.

5.3 Torsion angles [i](#)

5.3.1 Protein backbone [i](#)

In the following table, the Percentiles column shows the percent Ramachandran outliers of the chain as a percentile score with respect to all PDB entries followed by that with respect to all EM entries.

The Analysed column shows the number of residues for which the backbone conformation was analysed, and the total number of residues.

Mol	Chain	Analysed	Favoured	Allowed	Outliers	Percentiles	
1	A	179/262 (68%)	174 (97%)	5 (3%)	0	100	100
1	B	179/262 (68%)	174 (97%)	5 (3%)	0	100	100
1	C	179/262 (68%)	174 (97%)	5 (3%)	0	100	100
1	D	179/262 (68%)	174 (97%)	5 (3%)	0	100	100
1	E	179/262 (68%)	174 (97%)	5 (3%)	0	100	100
1	F	179/262 (68%)	174 (97%)	5 (3%)	0	100	100
1	G	179/262 (68%)	174 (97%)	5 (3%)	0	100	100
1	H	179/262 (68%)	174 (97%)	5 (3%)	0	100	100
All	All	1432/2096 (68%)	1392 (97%)	40 (3%)	0	100	100

There are no Ramachandran outliers to report.

5.3.2 Protein sidechains [i](#)

In the following table, the Percentiles column shows the percent sidechain outliers of the chain as a percentile score with respect to all PDB entries followed by that with respect to all EM entries.

The Analysed column shows the number of residues for which the sidechain conformation was analysed, and the total number of residues.

Mol	Chain	Analysed	Rotameric	Outliers	Percentiles	
1	A	146/212 (69%)	145 (99%)	1 (1%)	81	93
1	B	146/212 (69%)	145 (99%)	1 (1%)	81	93
1	C	146/212 (69%)	145 (99%)	1 (1%)	81	93
1	D	146/212 (69%)	145 (99%)	1 (1%)	81	93
1	E	146/212 (69%)	145 (99%)	1 (1%)	81	93
1	F	146/212 (69%)	145 (99%)	1 (1%)	81	93
1	G	146/212 (69%)	145 (99%)	1 (1%)	81	93
1	H	146/212 (69%)	145 (99%)	1 (1%)	81	93
All	All	1168/1696 (69%)	1160 (99%)	8 (1%)	80	93

All (8) residues with a non-rotameric sidechain are listed below:

Mol	Chain	Res	Type
1	A	106	ARG
1	B	106	ARG
1	C	106	ARG
1	D	106	ARG
1	E	106	ARG
1	F	106	ARG
1	G	106	ARG
1	H	106	ARG

Sometimes sidechains can be flipped to improve hydrogen bonding and reduce clashes. All (16) such sidechains are listed below:

Mol	Chain	Res	Type
1	A	95	GLN
1	A	96	ASN
1	B	95	GLN
1	B	96	ASN
1	C	95	GLN
1	C	96	ASN
1	D	95	GLN
1	D	96	ASN
1	E	95	GLN
1	E	96	ASN
1	F	95	GLN
1	F	96	ASN
1	G	95	GLN
1	G	96	ASN

Continued on next page...

Continued from previous page...

Mol	Chain	Res	Type
1	H	95	GLN
1	H	96	ASN

5.3.3 RNA ⓘ

There are no RNA molecules in this entry.

5.4 Non-standard residues in protein, DNA, RNA chains ⓘ

There are no non-standard protein/DNA/RNA residues in this entry.

5.5 Carbohydrates ⓘ

There are no oligosaccharides in this entry.

5.6 Ligand geometry ⓘ

64 ligands are modelled in this entry.

In the following table, the Counts columns list the number of bonds (or angles) for which Mogul statistics could be retrieved, the number of bonds (or angles) that are observed in the model and the number of bonds (or angles) that are defined in the Chemical Component Dictionary. The Link column lists molecule types, if any, to which the group is linked. The Z score for a bond length (or angle) is the number of standard deviations the observed value is removed from the expected value. A bond length (or angle) with $|Z| > 2$ is considered an outlier worth inspection. RMSZ is the root-mean-square of all Z scores of the bond lengths (or angles).

Mol	Type	Chain	Res	Link	Bond lengths			Bond angles		
					Counts	RMSZ	# $ Z > 2$	Counts	RMSZ	# $ Z > 2$
2	A1H8M	A	304[A]	-	34,35,49	1.70	5 (14%)	40,43,57	2.48	6 (15%)
2	A1H8M	G	303	-	29,30,49	1.78	5 (17%)	35,38,57	3.40	10 (28%)
2	A1H8M	G	305	-	35,36,49	1.71	4 (11%)	41,44,57	2.35	6 (14%)
2	A1H8M	B	305	-	35,36,49	1.71	4 (11%)	41,44,57	2.35	6 (14%)
2	A1H8M	A	305	-	35,36,49	1.71	4 (11%)	41,44,57	2.35	6 (14%)
2	A1H8M	B	306	-	24,25,49	1.95	4 (16%)	29,33,57	3.11	5 (17%)
2	A1H8M	B	301	-	37,38,49	1.63	5 (13%)	43,46,57	2.46	6 (13%)
2	A1H8M	F	304[B]	-	34,35,49	1.71	4 (11%)	40,43,57	2.51	3 (7%)
2	A1H8M	D	304[A]	-	34,35,49	1.71	5 (14%)	40,43,57	2.49	6 (15%)

Mol	Type	Chain	Res	Link	Bond lengths			Bond angles		
					Counts	RMSZ	# Z > 2	Counts	RMSZ	# Z > 2
2	A1H8M	G	302[B]	-	30,31,49	1.74	4 (13%)	36,39,57	2.58	4 (11%)
2	A1H8M	D	301	-	37,38,49	1.63	5 (13%)	43,46,57	2.47	6 (13%)
2	A1H8M	H	306	-	24,25,49	1.95	4 (16%)	29,33,57	3.11	5 (17%)
2	A1H8M	F	305	-	35,36,49	1.72	4 (11%)	41,44,57	2.35	6 (14%)
2	A1H8M	C	302[A]	-	30,31,49	1.85	6 (20%)	36,39,57	2.39	5 (13%)
2	A1H8M	E	302[B]	-	30,31,49	1.74	4 (13%)	36,39,57	2.58	4 (11%)
2	A1H8M	B	302[A]	-	30,31,49	1.85	6 (20%)	36,39,57	2.39	5 (13%)
2	A1H8M	C	304[B]	-	34,35,49	1.71	4 (11%)	40,43,57	2.51	3 (7%)
2	A1H8M	B	303	-	29,30,49	1.78	5 (17%)	35,38,57	3.40	10 (28%)
2	A1H8M	C	306	-	24,25,49	1.95	4 (16%)	29,33,57	3.11	5 (17%)
2	A1H8M	F	301	-	37,38,49	1.63	5 (13%)	43,46,57	2.47	6 (13%)
2	A1H8M	H	302[B]	-	30,31,49	1.74	4 (13%)	36,39,57	2.58	4 (11%)
2	A1H8M	A	306	-	24,25,49	1.95	4 (16%)	29,33,57	3.11	5 (17%)
2	A1H8M	F	304[A]	-	34,35,49	1.70	5 (14%)	40,43,57	2.48	6 (15%)
2	A1H8M	G	302[A]	-	30,31,49	1.85	6 (20%)	36,39,57	2.39	5 (13%)
2	A1H8M	C	303	-	29,30,49	1.78	5 (17%)	35,38,57	3.40	10 (28%)
2	A1H8M	D	306	-	24,25,49	1.95	4 (16%)	29,33,57	3.11	5 (17%)
2	A1H8M	E	306	-	24,25,49	1.95	4 (16%)	29,33,57	3.11	5 (17%)
2	A1H8M	E	302[A]	-	30,31,49	1.85	6 (20%)	36,39,57	2.39	5 (13%)
2	A1H8M	E	304[B]	-	34,35,49	1.71	4 (11%)	40,43,57	2.51	3 (7%)
2	A1H8M	A	302[B]	-	30,31,49	1.74	4 (13%)	36,39,57	2.58	4 (11%)
2	A1H8M	C	304[A]	-	34,35,49	1.70	5 (14%)	40,43,57	2.48	6 (15%)
2	A1H8M	H	302[A]	-	30,31,49	1.85	6 (20%)	36,39,57	2.39	5 (13%)
2	A1H8M	G	304[B]	-	34,35,49	1.71	4 (11%)	40,43,57	2.51	3 (7%)
2	A1H8M	H	303	-	29,30,49	1.78	5 (17%)	35,38,57	3.40	10 (28%)
2	A1H8M	D	302[B]	-	30,31,49	1.74	4 (13%)	36,39,57	2.58	4 (11%)
2	A1H8M	E	303	-	29,30,49	1.78	5 (17%)	35,38,57	3.40	10 (28%)
2	A1H8M	H	304[B]	-	34,35,49	1.71	4 (11%)	40,43,57	2.51	3 (7%)
2	A1H8M	A	301	-	37,38,49	1.63	5 (13%)	43,46,57	2.47	6 (13%)
2	A1H8M	B	304[A]	-	34,35,49	1.70	5 (14%)	40,43,57	2.48	6 (15%)
2	A1H8M	D	305	-	35,36,49	1.72	4 (11%)	41,44,57	2.35	6 (14%)
2	A1H8M	E	304[A]	-	34,35,49	1.70	5 (14%)	40,43,57	2.48	6 (15%)
2	A1H8M	F	306	-	24,25,49	1.95	4 (16%)	29,33,57	3.11	5 (17%)
2	A1H8M	F	303	-	29,30,49	1.78	5 (17%)	35,38,57	3.40	9 (25%)
2	A1H8M	A	302[A]	-	30,31,49	1.85	6 (20%)	36,39,57	2.39	5 (13%)

Mol	Type	Chain	Res	Link	Bond lengths			Bond angles		
					Counts	RMSZ	# Z > 2	Counts	RMSZ	# Z > 2
2	A1H8M	B	304[B]	-	34,35,49	1.71	4 (11%)	40,43,57	2.51	3 (7%)
2	A1H8M	E	305	-	35,36,49	1.71	4 (11%)	41,44,57	2.35	6 (14%)
2	A1H8M	F	302[B]	-	30,31,49	1.74	4 (13%)	36,39,57	2.58	4 (11%)
2	A1H8M	G	304[A]	-	34,35,49	1.70	5 (14%)	40,43,57	2.48	6 (15%)
2	A1H8M	A	304[B]	-	34,35,49	1.71	4 (11%)	40,43,57	2.51	3 (7%)
2	A1H8M	G	301	-	37,38,49	1.63	5 (13%)	43,46,57	2.47	6 (13%)
2	A1H8M	G	306	-	24,25,49	1.95	4 (16%)	29,33,57	3.11	5 (17%)
2	A1H8M	D	302[A]	-	30,31,49	1.85	6 (20%)	36,39,57	2.39	5 (13%)
2	A1H8M	E	301	-	37,38,49	1.63	5 (13%)	43,46,57	2.47	6 (13%)
2	A1H8M	H	301	-	37,38,49	1.63	5 (13%)	43,46,57	2.47	6 (13%)
2	A1H8M	H	304[A]	-	34,35,49	1.70	5 (14%)	40,43,57	2.48	6 (15%)
2	A1H8M	A	303	-	29,30,49	1.78	5 (17%)	35,38,57	3.40	10 (28%)
2	A1H8M	C	305	-	35,36,49	1.71	4 (11%)	41,44,57	2.35	6 (14%)
2	A1H8M	D	304[B]	-	34,35,49	1.71	4 (11%)	40,43,57	2.51	3 (7%)
2	A1H8M	H	305	-	35,36,49	1.72	4 (11%)	41,44,57	2.35	6 (14%)
2	A1H8M	C	301	-	37,38,49	1.63	5 (13%)	43,46,57	2.47	6 (13%)
2	A1H8M	C	302[B]	-	30,31,49	1.74	4 (13%)	36,39,57	2.58	4 (11%)
2	A1H8M	B	302[B]	-	30,31,49	1.74	4 (13%)	36,39,57	2.58	4 (11%)
2	A1H8M	D	303	-	29,30,49	1.78	5 (17%)	35,38,57	3.40	10 (28%)
2	A1H8M	F	302[A]	-	30,31,49	1.85	6 (20%)	36,39,57	2.39	5 (13%)

In the following table, the Chirals column lists the number of chiral outliers, the number of chiral centers analysed, the number of these observed in the model and the number defined in the Chemical Component Dictionary. Similar counts are reported in the Torsion and Rings columns. '-' means no outliers of that kind were identified.

Mol	Type	Chain	Res	Link	Chirals	Torsions	Rings
2	A1H8M	A	304[A]	-	-	18/40/40/54	-
2	A1H8M	G	303	-	-	19/35/35/54	-
2	A1H8M	G	305	-	-	18/41/41/54	-
2	A1H8M	B	305	-	-	18/41/41/54	-
2	A1H8M	A	305	-	-	18/41/41/54	-
2	A1H8M	B	306	-	-	16/30/30/54	-
2	A1H8M	B	301	-	-	25/43/43/54	-
2	A1H8M	F	304[B]	-	-	15/40/40/54	-
2	A1H8M	D	304[A]	-	-	18/40/40/54	-

Continued on next page...

Continued from previous page...

Mol	Type	Chain	Res	Link	Chirals	Torsions	Rings
2	A1H8M	G	302[B]	-	-	19/36/36/54	-
2	A1H8M	D	301	-	-	25/43/43/54	-
2	A1H8M	H	306	-	-	16/30/30/54	-
2	A1H8M	F	305	-	-	18/41/41/54	-
2	A1H8M	C	302[A]	-	-	21/36/36/54	-
2	A1H8M	E	302[B]	-	-	19/36/36/54	-
2	A1H8M	B	302[A]	-	-	21/36/36/54	-
2	A1H8M	C	304[B]	-	-	15/40/40/54	-
2	A1H8M	B	303	-	-	19/35/35/54	-
2	A1H8M	C	306	-	-	16/30/30/54	-
2	A1H8M	F	301	-	-	25/43/43/54	-
2	A1H8M	H	302[B]	-	-	19/36/36/54	-
2	A1H8M	A	306	-	-	16/30/30/54	-
2	A1H8M	F	304[A]	-	-	18/40/40/54	-
2	A1H8M	G	302[A]	-	-	21/36/36/54	-
2	A1H8M	C	303	-	-	19/35/35/54	-
2	A1H8M	D	306	-	-	16/30/30/54	-
2	A1H8M	E	306	-	-	16/30/30/54	-
2	A1H8M	E	302[A]	-	-	21/36/36/54	-
2	A1H8M	E	304[B]	-	-	15/40/40/54	-
2	A1H8M	A	302[B]	-	-	19/36/36/54	-
2	A1H8M	C	304[A]	-	-	18/40/40/54	-
2	A1H8M	H	302[A]	-	-	21/36/36/54	-
2	A1H8M	G	304[B]	-	-	15/40/40/54	-
2	A1H8M	H	303	-	-	19/35/35/54	-
2	A1H8M	D	302[B]	-	-	19/36/36/54	-
2	A1H8M	E	303	-	-	19/35/35/54	-
2	A1H8M	H	304[B]	-	-	15/40/40/54	-
2	A1H8M	A	301	-	-	25/43/43/54	-
2	A1H8M	B	304[A]	-	-	18/40/40/54	-
2	A1H8M	D	305	-	-	18/41/41/54	-
2	A1H8M	E	304[A]	-	-	18/40/40/54	-
2	A1H8M	F	306	-	-	16/30/30/54	-
2	A1H8M	F	303	-	-	19/35/35/54	-

Continued on next page...

Continued from previous page...

Mol	Type	Chain	Res	Link	Chirals	Torsions	Rings
2	A1H8M	A	302[A]	-	-	21/36/36/54	-
2	A1H8M	B	304[B]	-	-	15/40/40/54	-
2	A1H8M	E	305	-	-	18/41/41/54	-
2	A1H8M	F	302[B]	-	-	19/36/36/54	-
2	A1H8M	G	304[A]	-	-	18/40/40/54	-
2	A1H8M	A	304[B]	-	-	15/40/40/54	-
2	A1H8M	G	301	-	-	25/43/43/54	-
2	A1H8M	G	306	-	-	16/30/30/54	-
2	A1H8M	D	302[A]	-	-	21/36/36/54	-
2	A1H8M	E	301	-	-	25/43/43/54	-
2	A1H8M	H	301	-	-	25/43/43/54	-
2	A1H8M	H	304[A]	-	-	18/40/40/54	-
2	A1H8M	A	303	-	-	19/35/35/54	-
2	A1H8M	C	305	-	-	18/41/41/54	-
2	A1H8M	D	304[B]	-	-	15/40/40/54	-
2	A1H8M	H	305	-	-	18/41/41/54	-
2	A1H8M	C	301	-	-	25/43/43/54	-
2	A1H8M	C	302[B]	-	-	19/36/36/54	-
2	A1H8M	B	302[B]	-	-	19/36/36/54	-
2	A1H8M	D	303	-	-	19/35/35/54	-
2	A1H8M	F	302[A]	-	-	21/36/36/54	-

All (296) bond length outliers are listed below:

Mol	Chain	Res	Type	Atoms	Z	Observed(Å)	Ideal(Å)
2	H	302[A]	A1H8M	C21-N21	7.03	1.49	1.34
2	A	302[A]	A1H8M	C21-N21	7.02	1.49	1.34
2	C	302[A]	A1H8M	C21-N21	7.02	1.49	1.34
2	E	302[A]	A1H8M	C21-N21	7.02	1.49	1.34
2	G	302[A]	A1H8M	C21-N21	7.02	1.49	1.34
2	B	302[A]	A1H8M	C21-N21	7.01	1.49	1.34
2	D	302[A]	A1H8M	C21-N21	7.01	1.49	1.34
2	F	302[A]	A1H8M	C21-N21	7.01	1.49	1.34
2	A	306	A1H8M	C21-N21	6.85	1.48	1.34
2	C	306	A1H8M	C21-N21	6.85	1.48	1.34
2	E	306	A1H8M	C21-N21	6.85	1.48	1.34
2	G	306	A1H8M	C21-N21	6.85	1.48	1.34

Continued on next page...

Continued from previous page...

Mol	Chain	Res	Type	Atoms	Z	Observed(Å)	Ideal(Å)
2	B	306	A1H8M	C21-N21	6.84	1.48	1.34
2	D	306	A1H8M	C21-N21	6.84	1.48	1.34
2	F	306	A1H8M	C21-N21	6.84	1.48	1.34
2	H	306	A1H8M	C21-N21	6.84	1.48	1.34
2	D	305	A1H8M	C21-N21	6.55	1.48	1.34
2	F	305	A1H8M	C21-N21	6.55	1.48	1.34
2	H	305	A1H8M	C21-N21	6.55	1.48	1.34
2	A	305	A1H8M	C21-N21	6.54	1.48	1.34
2	C	305	A1H8M	C21-N21	6.54	1.48	1.34
2	E	305	A1H8M	C21-N21	6.54	1.48	1.34
2	G	305	A1H8M	C21-N21	6.54	1.48	1.34
2	B	305	A1H8M	C21-N21	6.51	1.47	1.34
2	D	304[B]	A1H8M	C21-N21	6.50	1.47	1.34
2	H	304[B]	A1H8M	C21-N21	6.50	1.47	1.34
2	A	304[B]	A1H8M	C21-N21	6.48	1.47	1.34
2	C	304[B]	A1H8M	C21-N21	6.48	1.47	1.34
2	E	304[B]	A1H8M	C21-N21	6.48	1.47	1.34
2	G	304[B]	A1H8M	C21-N21	6.48	1.47	1.34
2	B	304[B]	A1H8M	C21-N21	6.46	1.47	1.34
2	F	304[B]	A1H8M	C21-N21	6.46	1.47	1.34
2	D	304[A]	A1H8M	C21-N21	6.36	1.47	1.34
2	A	304[A]	A1H8M	C21-N21	6.34	1.47	1.34
2	C	304[A]	A1H8M	C21-N21	6.34	1.47	1.34
2	E	304[A]	A1H8M	C21-N21	6.34	1.47	1.34
2	G	304[A]	A1H8M	C21-N21	6.34	1.47	1.34
2	B	304[A]	A1H8M	C21-N21	6.33	1.47	1.34
2	F	304[A]	A1H8M	C21-N21	6.33	1.47	1.34
2	H	304[A]	A1H8M	C21-N21	6.33	1.47	1.34
2	A	302[B]	A1H8M	C21-N21	6.12	1.47	1.34
2	C	302[B]	A1H8M	C21-N21	6.12	1.47	1.34
2	E	302[B]	A1H8M	C21-N21	6.12	1.47	1.34
2	G	302[B]	A1H8M	C21-N21	6.12	1.47	1.34
2	B	302[B]	A1H8M	C21-N21	6.12	1.47	1.34
2	D	302[B]	A1H8M	C21-N21	6.12	1.47	1.34
2	F	302[B]	A1H8M	C21-N21	6.12	1.47	1.34
2	H	302[B]	A1H8M	C21-N21	6.12	1.47	1.34
2	B	301	A1H8M	C21-N21	6.11	1.47	1.34
2	F	301	A1H8M	C21-N21	6.11	1.47	1.34
2	H	301	A1H8M	C21-N21	6.11	1.47	1.34
2	A	301	A1H8M	C21-N21	6.10	1.47	1.34
2	C	301	A1H8M	C21-N21	6.10	1.47	1.34
2	E	301	A1H8M	C21-N21	6.10	1.47	1.34

Continued on next page...

Continued from previous page...

Mol	Chain	Res	Type	Atoms	Z	Observed(Å)	Ideal(Å)
2	G	301	A1H8M	C21-N21	6.10	1.47	1.34
2	D	301	A1H8M	C21-N21	6.10	1.47	1.34
2	F	303	A1H8M	C21-N21	5.74	1.46	1.34
2	H	303	A1H8M	C21-N21	5.73	1.46	1.34
2	A	303	A1H8M	C21-N21	5.69	1.46	1.34
2	C	303	A1H8M	C21-N21	5.69	1.46	1.34
2	E	303	A1H8M	C21-N21	5.69	1.46	1.34
2	G	303	A1H8M	C21-N21	5.69	1.46	1.34
2	B	303	A1H8M	C21-N21	5.69	1.46	1.34
2	D	303	A1H8M	C21-N21	5.69	1.46	1.34
2	B	305	A1H8M	C01-C02	3.76	1.56	1.50
2	F	305	A1H8M	C01-C02	3.76	1.56	1.50
2	H	305	A1H8M	C01-C02	3.76	1.56	1.50
2	D	305	A1H8M	C01-C02	3.76	1.56	1.50
2	A	305	A1H8M	C01-C02	3.75	1.56	1.50
2	C	305	A1H8M	C01-C02	3.75	1.56	1.50
2	E	305	A1H8M	C01-C02	3.75	1.56	1.50
2	G	305	A1H8M	C01-C02	3.75	1.56	1.50
2	B	303	A1H8M	C22-C21	3.55	1.58	1.51
2	D	303	A1H8M	C22-C21	3.55	1.58	1.51
2	A	303	A1H8M	C22-C21	3.54	1.58	1.51
2	C	303	A1H8M	C22-C21	3.54	1.58	1.51
2	E	303	A1H8M	C22-C21	3.54	1.58	1.51
2	G	303	A1H8M	C22-C21	3.54	1.58	1.51
2	H	303	A1H8M	C22-C21	3.54	1.58	1.51
2	F	303	A1H8M	C22-C21	3.53	1.58	1.51
2	B	302[B]	A1H8M	C01-C02	3.22	1.55	1.50
2	D	302[B]	A1H8M	C01-C02	3.22	1.55	1.50
2	F	302[B]	A1H8M	C01-C02	3.22	1.55	1.50
2	H	302[B]	A1H8M	C01-C02	3.22	1.55	1.50
2	A	302[B]	A1H8M	C01-C02	3.21	1.55	1.50
2	C	302[B]	A1H8M	C01-C02	3.21	1.55	1.50
2	E	302[B]	A1H8M	C01-C02	3.21	1.55	1.50
2	G	302[B]	A1H8M	C01-C02	3.21	1.55	1.50
2	B	304[A]	A1H8M	C01-C02	3.11	1.55	1.50
2	F	304[A]	A1H8M	C01-C02	3.11	1.55	1.50
2	A	304[A]	A1H8M	C01-C02	3.11	1.55	1.50
2	C	304[A]	A1H8M	C01-C02	3.11	1.55	1.50
2	E	304[A]	A1H8M	C01-C02	3.11	1.55	1.50
2	G	304[A]	A1H8M	C01-C02	3.11	1.55	1.50
2	D	304[A]	A1H8M	C01-C02	3.11	1.55	1.50
2	H	304[A]	A1H8M	C01-C02	3.11	1.55	1.50

Continued on next page...

Continued from previous page...

Mol	Chain	Res	Type	Atoms	Z	Observed(Å)	Ideal(Å)
2	D	306	A1H8M	C22-C21	3.10	1.57	1.51
2	F	306	A1H8M	C22-C21	3.10	1.57	1.51
2	A	306	A1H8M	C22-C21	3.08	1.57	1.51
2	C	306	A1H8M	C22-C21	3.08	1.57	1.51
2	E	306	A1H8M	C22-C21	3.08	1.57	1.51
2	G	306	A1H8M	C22-C21	3.08	1.57	1.51
2	B	306	A1H8M	C22-C21	3.07	1.57	1.51
2	H	306	A1H8M	C22-C21	3.06	1.57	1.51
2	B	304[A]	A1H8M	C22-C21	3.03	1.57	1.51
2	D	304[A]	A1H8M	C22-C21	3.03	1.57	1.51
2	F	304[A]	A1H8M	C22-C21	3.03	1.57	1.51
2	H	304[A]	A1H8M	C22-C21	3.03	1.57	1.51
2	A	304[A]	A1H8M	C22-C21	3.03	1.57	1.51
2	C	304[A]	A1H8M	C22-C21	3.03	1.57	1.51
2	E	304[A]	A1H8M	C22-C21	3.03	1.57	1.51
2	G	304[A]	A1H8M	C22-C21	3.03	1.57	1.51
2	D	304[B]	A1H8M	C01-C02	2.97	1.55	1.50
2	A	304[B]	A1H8M	C01-C02	2.96	1.55	1.50
2	C	304[B]	A1H8M	C01-C02	2.96	1.55	1.50
2	E	304[B]	A1H8M	C01-C02	2.96	1.55	1.50
2	G	304[B]	A1H8M	C01-C02	2.96	1.55	1.50
2	B	304[B]	A1H8M	C01-C02	2.95	1.55	1.50
2	F	304[B]	A1H8M	C01-C02	2.95	1.55	1.50
2	H	304[B]	A1H8M	C01-C02	2.95	1.55	1.50
2	D	302[A]	A1H8M	C01-C02	2.94	1.55	1.50
2	H	302[A]	A1H8M	C01-C02	2.94	1.55	1.50
2	A	302[A]	A1H8M	C01-C02	2.93	1.55	1.50
2	C	302[A]	A1H8M	C01-C02	2.93	1.55	1.50
2	E	302[A]	A1H8M	C01-C02	2.93	1.55	1.50
2	G	302[A]	A1H8M	C01-C02	2.93	1.55	1.50
2	F	302[A]	A1H8M	C01-C02	2.93	1.55	1.50
2	B	302[A]	A1H8M	C01-C02	2.90	1.55	1.50
2	A	306	A1H8M	C01-C02	2.76	1.54	1.50
2	C	306	A1H8M	C01-C02	2.76	1.54	1.50
2	E	306	A1H8M	C01-C02	2.76	1.54	1.50
2	G	306	A1H8M	C01-C02	2.76	1.54	1.50
2	D	306	A1H8M	C01-C02	2.75	1.54	1.50
2	H	306	A1H8M	C01-C02	2.75	1.54	1.50
2	B	306	A1H8M	C01-C02	2.75	1.54	1.50
2	F	306	A1H8M	C01-C02	2.75	1.54	1.50
2	D	301	A1H8M	O01-C01	-2.59	1.38	1.43
2	A	301	A1H8M	O01-C01	-2.58	1.38	1.43

Continued on next page...

Continued from previous page...

Mol	Chain	Res	Type	Atoms	Z	Observed(Å)	Ideal(Å)
2	C	301	A1H8M	O01-C01	-2.58	1.38	1.43
2	E	301	A1H8M	O01-C01	-2.58	1.38	1.43
2	G	301	A1H8M	O01-C01	-2.58	1.38	1.43
2	B	301	A1H8M	O01-C01	-2.57	1.38	1.43
2	F	301	A1H8M	O01-C01	-2.57	1.38	1.43
2	H	301	A1H8M	O01-C01	-2.57	1.38	1.43
2	D	304[A]	A1H8M	O21-C21	-2.48	1.18	1.23
2	A	304[A]	A1H8M	O21-C21	-2.47	1.18	1.23
2	C	304[A]	A1H8M	O21-C21	-2.47	1.18	1.23
2	E	304[A]	A1H8M	O21-C21	-2.47	1.18	1.23
2	G	304[A]	A1H8M	O21-C21	-2.47	1.18	1.23
2	B	304[A]	A1H8M	O21-C21	-2.47	1.18	1.23
2	F	304[A]	A1H8M	O21-C21	-2.47	1.18	1.23
2	H	304[A]	A1H8M	O21-C21	-2.47	1.18	1.23
2	A	301	A1H8M	C22-C21	2.46	1.56	1.51
2	C	301	A1H8M	C22-C21	2.46	1.56	1.51
2	E	301	A1H8M	C22-C21	2.46	1.56	1.51
2	G	301	A1H8M	C22-C21	2.46	1.56	1.51
2	D	301	A1H8M	C22-C21	2.46	1.56	1.51
2	B	301	A1H8M	C22-C21	2.45	1.56	1.51
2	F	301	A1H8M	C22-C21	2.45	1.56	1.51
2	H	301	A1H8M	C22-C21	2.45	1.56	1.51
2	B	301	A1H8M	C01-C02	2.43	1.54	1.50
2	A	301	A1H8M	C01-C02	2.43	1.54	1.50
2	C	301	A1H8M	C01-C02	2.43	1.54	1.50
2	E	301	A1H8M	C01-C02	2.43	1.54	1.50
2	G	301	A1H8M	C01-C02	2.43	1.54	1.50
2	D	301	A1H8M	C01-C02	2.42	1.54	1.50
2	F	301	A1H8M	C01-C02	2.42	1.54	1.50
2	H	301	A1H8M	C01-C02	2.42	1.54	1.50
2	B	303	A1H8M	C01-C02	2.40	1.54	1.50
2	F	303	A1H8M	C01-C02	2.40	1.54	1.50
2	H	303	A1H8M	C01-C02	2.40	1.54	1.50
2	A	303	A1H8M	C01-C02	2.39	1.54	1.50
2	C	303	A1H8M	C01-C02	2.39	1.54	1.50
2	E	303	A1H8M	C01-C02	2.39	1.54	1.50
2	G	303	A1H8M	C01-C02	2.39	1.54	1.50
2	D	303	A1H8M	O01-C01	-2.38	1.39	1.43
2	D	303	A1H8M	C01-C02	2.35	1.54	1.50
2	A	303	A1H8M	O01-C01	-2.35	1.39	1.43
2	C	303	A1H8M	O01-C01	-2.35	1.39	1.43
2	E	303	A1H8M	O01-C01	-2.35	1.39	1.43

Continued on next page...

Continued from previous page...

Mol	Chain	Res	Type	Atoms	Z	Observed(Å)	Ideal(Å)
2	G	303	A1H8M	O01-C01	-2.35	1.39	1.43
2	B	303	A1H8M	O01-C01	-2.33	1.39	1.43
2	F	303	A1H8M	O01-C01	-2.33	1.39	1.43
2	H	303	A1H8M	O01-C01	-2.33	1.39	1.43
2	B	302[A]	A1H8M	O01-C01	-2.33	1.39	1.43
2	H	302[A]	A1H8M	O01-C01	-2.33	1.39	1.43
2	A	302[A]	A1H8M	O01-C01	-2.31	1.39	1.43
2	C	302[A]	A1H8M	O01-C01	-2.31	1.39	1.43
2	E	302[A]	A1H8M	O01-C01	-2.31	1.39	1.43
2	G	302[A]	A1H8M	O01-C01	-2.31	1.39	1.43
2	D	302[B]	A1H8M	O01-C01	-2.30	1.39	1.43
2	H	302[B]	A1H8M	O01-C01	-2.30	1.39	1.43
2	F	302[A]	A1H8M	O01-C01	-2.29	1.39	1.43
2	D	302[A]	A1H8M	O01-C01	-2.29	1.39	1.43
2	B	301	A1H8M	O21-C21	-2.28	1.18	1.23
2	F	301	A1H8M	O21-C21	-2.28	1.18	1.23
2	H	304[B]	A1H8M	O01-C01	-2.28	1.39	1.43
2	A	302[B]	A1H8M	O01-C01	-2.27	1.39	1.43
2	C	302[B]	A1H8M	O01-C01	-2.27	1.39	1.43
2	E	302[B]	A1H8M	O01-C01	-2.27	1.39	1.43
2	G	302[B]	A1H8M	O01-C01	-2.27	1.39	1.43
2	B	304[B]	A1H8M	O01-C01	-2.27	1.39	1.43
2	F	304[B]	A1H8M	O01-C01	-2.27	1.39	1.43
2	A	301	A1H8M	O21-C21	-2.27	1.18	1.23
2	C	301	A1H8M	O21-C21	-2.27	1.18	1.23
2	E	301	A1H8M	O21-C21	-2.27	1.18	1.23
2	G	301	A1H8M	O21-C21	-2.27	1.18	1.23
2	B	304[B]	A1H8M	O21-C21	-2.26	1.18	1.23
2	F	304[B]	A1H8M	O21-C21	-2.26	1.18	1.23
2	H	304[B]	A1H8M	O21-C21	-2.26	1.18	1.23
2	A	304[B]	A1H8M	O21-C21	-2.26	1.18	1.23
2	C	304[B]	A1H8M	O21-C21	-2.26	1.18	1.23
2	E	304[B]	A1H8M	O21-C21	-2.26	1.18	1.23
2	G	304[B]	A1H8M	O21-C21	-2.26	1.18	1.23
2	H	305	A1H8M	O21-C21	-2.25	1.18	1.23
2	A	304[B]	A1H8M	O01-C01	-2.25	1.39	1.43
2	C	304[B]	A1H8M	O01-C01	-2.25	1.39	1.43
2	E	304[B]	A1H8M	O01-C01	-2.25	1.39	1.43
2	G	304[B]	A1H8M	O01-C01	-2.25	1.39	1.43
2	D	301	A1H8M	O21-C21	-2.25	1.18	1.23
2	H	301	A1H8M	O21-C21	-2.25	1.18	1.23
2	B	302[B]	A1H8M	O01-C01	-2.25	1.39	1.43

Continued on next page...

Continued from previous page...

Mol	Chain	Res	Type	Atoms	Z	Observed(Å)	Ideal(Å)
2	F	302[B]	A1H8M	O01-C01	-2.25	1.39	1.43
2	D	304[B]	A1H8M	O21-C21	-2.24	1.18	1.23
2	D	304[B]	A1H8M	O01-C01	-2.23	1.39	1.43
2	A	305	A1H8M	O21-C21	-2.23	1.18	1.23
2	C	305	A1H8M	O21-C21	-2.23	1.18	1.23
2	E	305	A1H8M	O21-C21	-2.23	1.18	1.23
2	G	305	A1H8M	O21-C21	-2.23	1.18	1.23
2	B	305	A1H8M	O21-C21	-2.23	1.18	1.23
2	D	305	A1H8M	O21-C21	-2.23	1.18	1.23
2	F	305	A1H8M	O21-C21	-2.23	1.18	1.23
2	H	303	A1H8M	O21-C21	-2.22	1.18	1.23
2	D	303	A1H8M	O21-C21	-2.21	1.18	1.23
2	F	303	A1H8M	O21-C21	-2.21	1.18	1.23
2	A	303	A1H8M	O21-C21	-2.21	1.18	1.23
2	C	303	A1H8M	O21-C21	-2.21	1.18	1.23
2	E	303	A1H8M	O21-C21	-2.21	1.18	1.23
2	G	303	A1H8M	O21-C21	-2.21	1.18	1.23
2	B	302[B]	A1H8M	O21-C21	-2.20	1.18	1.23
2	F	302[B]	A1H8M	O21-C21	-2.20	1.18	1.23
2	H	302[B]	A1H8M	O21-C21	-2.20	1.18	1.23
2	A	302[B]	A1H8M	O21-C21	-2.20	1.18	1.23
2	C	302[B]	A1H8M	O21-C21	-2.20	1.18	1.23
2	E	302[B]	A1H8M	O21-C21	-2.20	1.18	1.23
2	G	302[B]	A1H8M	O21-C21	-2.20	1.18	1.23
2	B	305	A1H8M	C22-C21	2.19	1.55	1.51
2	F	305	A1H8M	C22-C21	2.19	1.55	1.51
2	H	305	A1H8M	C22-C21	2.19	1.55	1.51
2	B	303	A1H8M	O21-C21	-2.18	1.18	1.23
2	D	302[B]	A1H8M	O21-C21	-2.18	1.18	1.23
2	B	302[A]	A1H8M	C22-C21	2.17	1.55	1.51
2	D	302[A]	A1H8M	C22-C21	2.17	1.55	1.51
2	F	302[A]	A1H8M	C22-C21	2.17	1.55	1.51
2	A	305	A1H8M	C22-C21	2.16	1.55	1.51
2	C	305	A1H8M	C22-C21	2.16	1.55	1.51
2	E	305	A1H8M	C22-C21	2.16	1.55	1.51
2	G	305	A1H8M	C22-C21	2.16	1.55	1.51
2	A	302[A]	A1H8M	C22-C21	2.16	1.55	1.51
2	C	302[A]	A1H8M	C22-C21	2.16	1.55	1.51
2	E	302[A]	A1H8M	C22-C21	2.16	1.55	1.51
2	G	302[A]	A1H8M	C22-C21	2.16	1.55	1.51
2	B	304[A]	A1H8M	O01-C01	-2.15	1.39	1.43
2	H	304[A]	A1H8M	O01-C01	-2.15	1.39	1.43

Continued on next page...

Continued from previous page...

Mol	Chain	Res	Type	Atoms	Z	Observed(Å)	Ideal(Å)
2	D	305	A1H8M	C22-C21	2.15	1.55	1.51
2	H	302[A]	A1H8M	C22-C21	2.14	1.55	1.51
2	A	304[A]	A1H8M	O01-C01	-2.13	1.39	1.43
2	C	304[A]	A1H8M	O01-C01	-2.13	1.39	1.43
2	E	304[A]	A1H8M	O01-C01	-2.13	1.39	1.43
2	G	304[A]	A1H8M	O01-C01	-2.13	1.39	1.43
2	F	304[A]	A1H8M	O01-C01	-2.13	1.39	1.43
2	D	302[A]	A1H8M	O21-C21	-2.12	1.19	1.23
2	F	302[A]	A1H8M	O21-C21	-2.12	1.19	1.23
2	D	304[A]	A1H8M	O01-C01	-2.12	1.39	1.43
2	D	306	A1H8M	O21-C21	-2.11	1.19	1.23
2	A	302[A]	A1H8M	O21-C21	-2.09	1.19	1.23
2	C	302[A]	A1H8M	O21-C21	-2.09	1.19	1.23
2	E	302[A]	A1H8M	O21-C21	-2.09	1.19	1.23
2	G	302[A]	A1H8M	O21-C21	-2.09	1.19	1.23
2	B	302[A]	A1H8M	O21-C21	-2.09	1.19	1.23
2	A	306	A1H8M	O21-C21	-2.08	1.19	1.23
2	C	306	A1H8M	O21-C21	-2.08	1.19	1.23
2	E	306	A1H8M	O21-C21	-2.08	1.19	1.23
2	G	306	A1H8M	O21-C21	-2.08	1.19	1.23
2	D	302[A]	A1H8M	C6-C7	2.07	1.55	1.51
2	F	306	A1H8M	O21-C21	-2.07	1.19	1.23
2	A	302[A]	A1H8M	C6-C7	2.07	1.55	1.51
2	C	302[A]	A1H8M	C6-C7	2.07	1.55	1.51
2	E	302[A]	A1H8M	C6-C7	2.07	1.55	1.51
2	G	302[A]	A1H8M	C6-C7	2.07	1.55	1.51
2	B	302[A]	A1H8M	C6-C7	2.07	1.55	1.51
2	F	302[A]	A1H8M	C6-C7	2.07	1.55	1.51
2	H	302[A]	A1H8M	C6-C7	2.07	1.55	1.51
2	H	302[A]	A1H8M	O21-C21	-2.06	1.19	1.23
2	B	306	A1H8M	O21-C21	-2.05	1.19	1.23
2	H	306	A1H8M	O21-C21	-2.05	1.19	1.23

All (359) bond angle outliers are listed below:

Mol	Chain	Res	Type	Atoms	Z	Observed(°)	Ideal(°)
2	D	306	A1H8M	C01-C02-C03	15.53	159.41	124.79
2	H	306	A1H8M	C01-C02-C03	15.52	159.40	124.79
2	A	306	A1H8M	C01-C02-C03	15.52	159.39	124.79
2	C	306	A1H8M	C01-C02-C03	15.52	159.39	124.79
2	E	306	A1H8M	C01-C02-C03	15.52	159.39	124.79
2	G	306	A1H8M	C01-C02-C03	15.52	159.39	124.79

Continued on next page...

Continued from previous page...

Mol	Chain	Res	Type	Atoms	Z	Observed(°)	Ideal(°)
2	B	306	A1H8M	C01-C02-C03	15.50	159.36	124.79
2	F	306	A1H8M	C01-C02-C03	15.50	159.36	124.79
2	D	303	A1H8M	C01-C02-C03	14.12	153.81	124.86
2	A	303	A1H8M	C01-C02-C03	14.10	153.76	124.86
2	C	303	A1H8M	C01-C02-C03	14.10	153.76	124.86
2	E	303	A1H8M	C01-C02-C03	14.10	153.76	124.86
2	G	303	A1H8M	C01-C02-C03	14.10	153.76	124.86
2	B	303	A1H8M	C01-C02-C03	14.09	153.74	124.86
2	F	303	A1H8M	C01-C02-C03	14.09	153.74	124.86
2	H	303	A1H8M	C01-C02-C03	14.09	153.74	124.86
2	B	304[B]	A1H8M	C01-C02-C03	14.01	156.03	124.79
2	F	304[B]	A1H8M	C01-C02-C03	14.01	156.03	124.79
2	H	304[B]	A1H8M	C01-C02-C03	14.01	156.03	124.79
2	A	304[B]	A1H8M	C01-C02-C03	14.01	156.03	124.79
2	C	304[B]	A1H8M	C01-C02-C03	14.01	156.03	124.79
2	E	304[B]	A1H8M	C01-C02-C03	14.01	156.03	124.79
2	G	304[B]	A1H8M	C01-C02-C03	14.01	156.03	124.79
2	D	304[B]	A1H8M	C01-C02-C03	14.00	156.02	124.79
2	D	302[B]	A1H8M	C01-C02-C03	13.44	154.75	124.79
2	A	302[B]	A1H8M	C01-C02-C03	13.43	154.74	124.79
2	C	302[B]	A1H8M	C01-C02-C03	13.43	154.74	124.79
2	E	302[B]	A1H8M	C01-C02-C03	13.43	154.74	124.79
2	G	302[B]	A1H8M	C01-C02-C03	13.43	154.74	124.79
2	B	302[B]	A1H8M	C01-C02-C03	13.43	154.73	124.79
2	F	302[B]	A1H8M	C01-C02-C03	13.43	154.73	124.79
2	H	302[B]	A1H8M	C01-C02-C03	13.43	154.73	124.79
2	D	301	A1H8M	C01-C02-C03	13.36	154.58	124.79
2	F	301	A1H8M	C01-C02-C03	13.36	154.58	124.79
2	H	301	A1H8M	C01-C02-C03	13.36	154.58	124.79
2	A	301	A1H8M	C01-C02-C03	13.36	154.57	124.79
2	C	301	A1H8M	C01-C02-C03	13.36	154.57	124.79
2	E	301	A1H8M	C01-C02-C03	13.36	154.57	124.79
2	G	301	A1H8M	C01-C02-C03	13.36	154.57	124.79
2	B	301	A1H8M	C01-C02-C03	13.34	154.53	124.79
2	D	304[A]	A1H8M	C01-C02-C03	12.46	152.59	124.79
2	A	304[A]	A1H8M	C01-C02-C03	12.46	152.58	124.79
2	C	304[A]	A1H8M	C01-C02-C03	12.46	152.58	124.79
2	E	304[A]	A1H8M	C01-C02-C03	12.46	152.58	124.79
2	G	304[A]	A1H8M	C01-C02-C03	12.46	152.58	124.79
2	B	304[A]	A1H8M	C01-C02-C03	12.46	152.57	124.79
2	F	304[A]	A1H8M	C01-C02-C03	12.46	152.57	124.79
2	H	304[A]	A1H8M	C01-C02-C03	12.45	152.55	124.79

Continued on next page...

Continued from previous page...

Mol	Chain	Res	Type	Atoms	Z	Observed(°)	Ideal(°)
2	B	305	A1H8M	C01-C02-C03	12.20	151.99	124.79
2	F	305	A1H8M	C01-C02-C03	12.20	151.99	124.79
2	H	305	A1H8M	C01-C02-C03	12.20	151.99	124.79
2	A	305	A1H8M	C01-C02-C03	12.20	151.99	124.79
2	C	305	A1H8M	C01-C02-C03	12.20	151.99	124.79
2	E	305	A1H8M	C01-C02-C03	12.20	151.99	124.79
2	G	305	A1H8M	C01-C02-C03	12.20	151.99	124.79
2	D	305	A1H8M	C01-C02-C03	12.19	151.98	124.79
2	H	302[A]	A1H8M	C01-C02-C03	11.25	149.87	124.79
2	D	302[A]	A1H8M	C01-C02-C03	11.24	149.86	124.79
2	A	302[A]	A1H8M	C01-C02-C03	11.24	149.85	124.79
2	C	302[A]	A1H8M	C01-C02-C03	11.24	149.85	124.79
2	E	302[A]	A1H8M	C01-C02-C03	11.24	149.85	124.79
2	F	302[A]	A1H8M	C01-C02-C03	11.24	149.85	124.79
2	G	302[A]	A1H8M	C01-C02-C03	11.24	149.85	124.79
2	B	302[A]	A1H8M	C01-C02-C03	11.23	149.82	124.79
2	D	303	A1H8M	O21-C21-N21	-8.26	109.01	122.95
2	A	303	A1H8M	O21-C21-N21	-8.25	109.02	122.95
2	C	303	A1H8M	O21-C21-N21	-8.25	109.02	122.95
2	E	303	A1H8M	O21-C21-N21	-8.25	109.02	122.95
2	F	303	A1H8M	O21-C21-N21	-8.25	109.02	122.95
2	G	303	A1H8M	O21-C21-N21	-8.25	109.02	122.95
2	H	303	A1H8M	O21-C21-N21	-8.24	109.04	122.95
2	B	303	A1H8M	O21-C21-N21	-8.23	109.06	122.95
2	D	302[A]	A1H8M	C04-C03-C02	7.08	157.06	125.39
2	A	302[A]	A1H8M	C04-C03-C02	7.08	157.05	125.39
2	C	302[A]	A1H8M	C04-C03-C02	7.08	157.05	125.39
2	E	302[A]	A1H8M	C04-C03-C02	7.08	157.05	125.39
2	G	302[A]	A1H8M	C04-C03-C02	7.08	157.05	125.39
2	H	302[A]	A1H8M	C04-C03-C02	7.08	157.04	125.39
2	B	302[A]	A1H8M	C04-C03-C02	7.07	157.02	125.39
2	F	302[A]	A1H8M	C04-C03-C02	7.07	157.02	125.39
2	B	301	A1H8M	C04-C03-C02	6.80	155.81	125.39
2	A	301	A1H8M	C04-C03-C02	6.80	155.80	125.39
2	C	301	A1H8M	C04-C03-C02	6.80	155.80	125.39
2	E	301	A1H8M	C04-C03-C02	6.80	155.80	125.39
2	G	301	A1H8M	C04-C03-C02	6.80	155.80	125.39
2	D	301	A1H8M	C04-C03-C02	6.80	155.79	125.39
2	H	301	A1H8M	C04-C03-C02	6.80	155.79	125.39
2	F	301	A1H8M	C04-C03-C02	6.79	155.78	125.39
2	D	304[A]	A1H8M	C04-C03-C02	6.70	155.35	125.39
2	A	304[A]	A1H8M	C04-C03-C02	6.69	155.33	125.39

Continued on next page...

Continued from previous page...

Mol	Chain	Res	Type	Atoms	Z	Observed(°)	Ideal(°)
2	C	304[A]	A1H8M	C04-C03-C02	6.69	155.33	125.39
2	E	304[A]	A1H8M	C04-C03-C02	6.69	155.33	125.39
2	G	304[A]	A1H8M	C04-C03-C02	6.69	155.33	125.39
2	B	304[A]	A1H8M	C04-C03-C02	6.69	155.33	125.39
2	F	304[A]	A1H8M	C04-C03-C02	6.69	155.33	125.39
2	H	304[A]	A1H8M	C04-C03-C02	6.69	155.31	125.39
2	D	305	A1H8M	C04-C03-C02	6.22	153.23	125.39
2	A	305	A1H8M	C04-C03-C02	6.22	153.20	125.39
2	C	305	A1H8M	C04-C03-C02	6.22	153.20	125.39
2	E	305	A1H8M	C04-C03-C02	6.22	153.20	125.39
2	G	305	A1H8M	C04-C03-C02	6.22	153.20	125.39
2	B	305	A1H8M	C04-C03-C02	6.22	153.20	125.39
2	F	305	A1H8M	C04-C03-C02	6.22	153.20	125.39
2	H	305	A1H8M	C04-C03-C02	6.22	153.20	125.39
2	B	304[B]	A1H8M	C04-C03-C02	6.15	152.90	125.39
2	H	304[B]	A1H8M	C04-C03-C02	6.15	152.90	125.39
2	A	304[B]	A1H8M	C04-C03-C02	6.15	152.88	125.39
2	C	304[B]	A1H8M	C04-C03-C02	6.15	152.88	125.39
2	E	304[B]	A1H8M	C04-C03-C02	6.15	152.88	125.39
2	G	304[B]	A1H8M	C04-C03-C02	6.15	152.88	125.39
2	F	304[B]	A1H8M	C04-C03-C02	6.14	152.87	125.39
2	D	304[B]	A1H8M	C04-C03-C02	6.14	152.85	125.39
2	D	302[B]	A1H8M	C04-C03-C02	5.93	151.91	125.39
2	B	302[B]	A1H8M	C04-C03-C02	5.92	151.88	125.39
2	F	302[B]	A1H8M	C04-C03-C02	5.92	151.88	125.39
2	A	302[B]	A1H8M	C04-C03-C02	5.92	151.88	125.39
2	C	302[B]	A1H8M	C04-C03-C02	5.92	151.88	125.39
2	E	302[B]	A1H8M	C04-C03-C02	5.92	151.88	125.39
2	G	302[B]	A1H8M	C04-C03-C02	5.92	151.88	125.39
2	H	302[B]	A1H8M	C04-C03-C02	5.92	151.85	125.39
2	B	303	A1H8M	C22-C21-N21	5.88	126.02	115.83
2	D	303	A1H8M	C22-C21-N21	5.88	126.02	115.83
2	A	303	A1H8M	C22-C21-N21	5.87	126.00	115.83
2	C	303	A1H8M	C22-C21-N21	5.87	126.00	115.83
2	E	303	A1H8M	C22-C21-N21	5.87	126.00	115.83
2	G	303	A1H8M	C22-C21-N21	5.87	126.00	115.83
2	F	303	A1H8M	C22-C21-N21	5.85	125.97	115.83
2	H	303	A1H8M	C22-C21-N21	5.85	125.97	115.83
2	F	303	A1H8M	C6-C7-N21	-5.08	102.13	109.61
2	B	303	A1H8M	C6-C7-N21	-5.07	102.16	109.61
2	H	303	A1H8M	C6-C7-N21	-5.07	102.16	109.61
2	A	303	A1H8M	C6-C7-N21	-5.06	102.17	109.61

Continued on next page...

Continued from previous page...

Mol	Chain	Res	Type	Atoms	Z	Observed(°)	Ideal(°)
2	C	303	A1H8M	C6-C7-N21	-5.06	102.17	109.61
2	E	303	A1H8M	C6-C7-N21	-5.06	102.17	109.61
2	G	303	A1H8M	C6-C7-N21	-5.06	102.17	109.61
2	D	303	A1H8M	C6-C7-N21	-5.05	102.18	109.61
2	H	303	A1H8M	C7-N21-C21	4.87	131.70	123.48
2	A	303	A1H8M	C7-N21-C21	4.87	131.68	123.48
2	C	303	A1H8M	C7-N21-C21	4.87	131.68	123.48
2	E	303	A1H8M	C7-N21-C21	4.87	131.68	123.48
2	G	303	A1H8M	C7-N21-C21	4.87	131.68	123.48
2	B	303	A1H8M	C7-N21-C21	4.86	131.68	123.48
2	D	303	A1H8M	C7-N21-C21	4.86	131.68	123.48
2	F	303	A1H8M	C7-N21-C21	4.86	131.68	123.48
2	H	303	A1H8M	C04-C03-C02	4.25	153.58	126.52
2	A	303	A1H8M	C04-C03-C02	4.25	153.57	126.52
2	C	303	A1H8M	C04-C03-C02	4.25	153.57	126.52
2	E	303	A1H8M	C04-C03-C02	4.25	153.57	126.52
2	G	303	A1H8M	C04-C03-C02	4.25	153.57	126.52
2	B	303	A1H8M	C04-C03-C02	4.25	153.57	126.52
2	F	303	A1H8M	C04-C03-C02	4.25	153.57	126.52
2	D	303	A1H8M	C04-C03-C02	4.25	153.55	126.52
2	H	304[A]	A1H8M	C6-C7-N21	3.29	114.45	109.61
2	A	304[A]	A1H8M	C6-C7-N21	3.26	114.42	109.61
2	C	304[A]	A1H8M	C6-C7-N21	3.26	114.42	109.61
2	E	304[A]	A1H8M	C6-C7-N21	3.26	114.42	109.61
2	G	304[A]	A1H8M	C6-C7-N21	3.26	114.42	109.61
2	D	304[A]	A1H8M	C6-C7-N21	3.26	114.41	109.61
2	B	304[A]	A1H8M	C6-C7-N21	3.25	114.40	109.61
2	F	304[A]	A1H8M	C6-C7-N21	3.25	114.40	109.61
2	H	306	A1H8M	C22-C21-N21	2.93	120.91	115.83
2	F	306	A1H8M	C22-C21-N21	2.93	120.91	115.83
2	A	306	A1H8M	C22-C21-N21	2.92	120.89	115.83
2	C	306	A1H8M	C22-C21-N21	2.92	120.89	115.83
2	E	306	A1H8M	C22-C21-N21	2.92	120.89	115.83
2	G	306	A1H8M	C22-C21-N21	2.92	120.89	115.83
2	B	306	A1H8M	C22-C21-N21	2.91	120.87	115.83
2	D	306	A1H8M	C22-C21-N21	2.91	120.87	115.83
2	D	304[A]	A1H8M	C01-C7-N21	-2.83	104.87	110.01
2	A	304[A]	A1H8M	C01-C7-N21	-2.82	104.89	110.01
2	C	304[A]	A1H8M	C01-C7-N21	-2.82	104.89	110.01
2	E	304[A]	A1H8M	C01-C7-N21	-2.82	104.89	110.01
2	G	304[A]	A1H8M	C01-C7-N21	-2.82	104.89	110.01
2	H	304[A]	A1H8M	C01-C7-N21	-2.82	104.90	110.01

Continued on next page...

Continued from previous page...

Mol	Chain	Res	Type	Atoms	Z	Observed(°)	Ideal(°)
2	A	305	A1H8M	C22-C21-N21	2.81	120.71	115.83
2	C	305	A1H8M	C22-C21-N21	2.81	120.71	115.83
2	E	305	A1H8M	C22-C21-N21	2.81	120.71	115.83
2	G	305	A1H8M	C22-C21-N21	2.81	120.71	115.83
2	D	305	A1H8M	C22-C21-N21	2.81	120.71	115.83
2	B	304[A]	A1H8M	C01-C7-N21	-2.81	104.92	110.01
2	F	304[A]	A1H8M	C01-C7-N21	-2.81	104.92	110.01
2	B	305	A1H8M	C22-C21-N21	2.80	120.70	115.83
2	F	305	A1H8M	C22-C21-N21	2.80	120.69	115.83
2	H	305	A1H8M	C22-C21-N21	2.80	120.69	115.83
2	H	303	A1H8M	C1-C2-N2	-2.80	106.44	115.78
2	A	303	A1H8M	C1-C2-N2	-2.80	106.44	115.78
2	C	303	A1H8M	C1-C2-N2	-2.80	106.44	115.78
2	E	303	A1H8M	C1-C2-N2	-2.80	106.44	115.78
2	G	303	A1H8M	C1-C2-N2	-2.80	106.44	115.78
2	B	303	A1H8M	C1-C2-N2	-2.79	106.47	115.78
2	D	303	A1H8M	C1-C2-N2	-2.79	106.47	115.78
2	F	303	A1H8M	C1-C2-N2	-2.79	106.47	115.78
2	F	301	A1H8M	C7-N21-C21	2.79	128.18	123.48
2	D	301	A1H8M	C7-N21-C21	2.79	128.18	123.48
2	A	301	A1H8M	C7-N21-C21	2.78	128.17	123.48
2	C	301	A1H8M	C7-N21-C21	2.78	128.17	123.48
2	E	301	A1H8M	C7-N21-C21	2.78	128.17	123.48
2	G	301	A1H8M	C7-N21-C21	2.78	128.17	123.48
2	B	301	A1H8M	C7-N21-C21	2.77	128.16	123.48
2	H	301	A1H8M	C7-N21-C21	2.77	128.15	123.48
2	H	302[A]	A1H8M	C22-C21-N21	2.71	120.54	115.83
2	D	302[A]	A1H8M	O01-C01-C02	-2.70	103.63	110.85
2	F	302[A]	A1H8M	O01-C01-C02	-2.69	103.64	110.85
2	A	302[A]	A1H8M	C22-C21-N21	2.69	120.50	115.83
2	C	302[A]	A1H8M	C22-C21-N21	2.69	120.50	115.83
2	E	302[A]	A1H8M	C22-C21-N21	2.69	120.50	115.83
2	G	302[A]	A1H8M	C22-C21-N21	2.69	120.50	115.83
2	A	302[A]	A1H8M	O01-C01-C02	-2.69	103.66	110.85
2	C	302[A]	A1H8M	O01-C01-C02	-2.69	103.66	110.85
2	E	302[A]	A1H8M	O01-C01-C02	-2.69	103.66	110.85
2	G	302[A]	A1H8M	O01-C01-C02	-2.69	103.66	110.85
2	H	302[A]	A1H8M	O01-C01-C02	-2.69	103.66	110.85
2	B	302[A]	A1H8M	C22-C21-N21	2.68	120.47	115.83
2	D	302[A]	A1H8M	C22-C21-N21	2.68	120.47	115.83
2	F	302[A]	A1H8M	C22-C21-N21	2.68	120.47	115.83
2	B	302[A]	A1H8M	O01-C01-C02	-2.67	103.70	110.85

Continued on next page...

Continued from previous page...

Mol	Chain	Res	Type	Atoms	Z	Observed(°)	Ideal(°)
2	D	305	A1H8M	C7-N21-C21	-2.60	119.10	123.48
2	F	305	A1H8M	C7-N21-C21	-2.59	119.12	123.48
2	A	305	A1H8M	C7-N21-C21	-2.58	119.14	123.48
2	C	305	A1H8M	C7-N21-C21	-2.58	119.14	123.48
2	E	305	A1H8M	C7-N21-C21	-2.58	119.14	123.48
2	G	305	A1H8M	C7-N21-C21	-2.58	119.14	123.48
2	H	305	A1H8M	C7-N21-C21	-2.57	119.15	123.48
2	B	305	A1H8M	C7-N21-C21	-2.57	119.16	123.48
2	D	303	A1H8M	C6-C7-C01	-2.52	107.02	112.92
2	F	303	A1H8M	C6-C7-C01	-2.51	107.04	112.92
2	A	303	A1H8M	C6-C7-C01	-2.50	107.06	112.92
2	C	303	A1H8M	C6-C7-C01	-2.50	107.06	112.92
2	E	303	A1H8M	C6-C7-C01	-2.50	107.06	112.92
2	G	303	A1H8M	C6-C7-C01	-2.50	107.06	112.92
2	B	303	A1H8M	C6-C7-C01	-2.49	107.10	112.92
2	H	303	A1H8M	C6-C7-C01	-2.49	107.10	112.92
2	H	301	A1H8M	C1-C2-N2	-2.47	107.54	115.78
2	D	302[B]	A1H8M	C7-N21-C21	-2.47	119.32	123.48
2	H	302[B]	A1H8M	C7-N21-C21	-2.47	119.32	123.48
2	A	302[B]	A1H8M	C7-N21-C21	-2.47	119.33	123.48
2	C	302[B]	A1H8M	C7-N21-C21	-2.47	119.33	123.48
2	E	302[B]	A1H8M	C7-N21-C21	-2.47	119.33	123.48
2	G	302[B]	A1H8M	C7-N21-C21	-2.47	119.33	123.48
2	D	301	A1H8M	C1-C2-N2	-2.47	107.55	115.78
2	A	301	A1H8M	C1-C2-N2	-2.46	107.55	115.78
2	C	301	A1H8M	C1-C2-N2	-2.46	107.55	115.78
2	E	301	A1H8M	C1-C2-N2	-2.46	107.55	115.78
2	G	301	A1H8M	C1-C2-N2	-2.46	107.55	115.78
2	B	302[B]	A1H8M	C7-N21-C21	-2.46	119.33	123.48
2	F	302[B]	A1H8M	C7-N21-C21	-2.46	119.33	123.48
2	F	301	A1H8M	C1-C2-N2	-2.46	107.56	115.78
2	B	301	A1H8M	C1-C2-N2	-2.46	107.57	115.78
2	D	303	A1H8M	C01-C7-N21	2.38	114.32	110.01
2	A	303	A1H8M	C01-C7-N21	2.36	114.29	110.01
2	C	303	A1H8M	C01-C7-N21	2.36	114.29	110.01
2	E	303	A1H8M	C01-C7-N21	2.36	114.29	110.01
2	G	303	A1H8M	C01-C7-N21	2.36	114.29	110.01
2	B	303	A1H8M	C01-C7-N21	2.36	114.29	110.01
2	H	303	A1H8M	C01-C7-N21	2.36	114.29	110.01
2	F	303	A1H8M	C01-C7-N21	2.35	114.26	110.01
2	B	305	A1H8M	C6-C7-C01	-2.32	107.49	112.92
2	D	305	A1H8M	C6-C7-C01	-2.32	107.49	112.92

Continued on next page...

Continued from previous page...

Mol	Chain	Res	Type	Atoms	Z	Observed(°)	Ideal(°)
2	F	305	A1H8M	C6-C7-C01	-2.32	107.49	112.92
2	H	305	A1H8M	C6-C7-C01	-2.32	107.49	112.92
2	A	305	A1H8M	C6-C7-C01	-2.32	107.49	112.92
2	C	305	A1H8M	C6-C7-C01	-2.32	107.49	112.92
2	E	305	A1H8M	C6-C7-C01	-2.32	107.49	112.92
2	G	305	A1H8M	C6-C7-C01	-2.32	107.49	112.92
2	H	302[A]	A1H8M	O21-C21-C22	-2.27	117.86	122.02
2	A	301	A1H8M	O4-P-O1	-2.27	101.04	112.24
2	B	301	A1H8M	O4-P-O1	-2.27	101.04	112.24
2	C	301	A1H8M	O4-P-O1	-2.27	101.04	112.24
2	E	301	A1H8M	O4-P-O1	-2.27	101.04	112.24
2	F	301	A1H8M	O4-P-O1	-2.27	101.04	112.24
2	G	301	A1H8M	O4-P-O1	-2.27	101.04	112.24
2	H	301	A1H8M	O4-P-O1	-2.27	101.04	112.24
2	D	301	A1H8M	O4-P-O1	-2.26	101.06	112.24
2	A	302[A]	A1H8M	O21-C21-C22	-2.26	117.89	122.02
2	C	302[A]	A1H8M	O21-C21-C22	-2.26	117.89	122.02
2	E	302[A]	A1H8M	O21-C21-C22	-2.26	117.89	122.02
2	G	302[A]	A1H8M	O21-C21-C22	-2.26	117.89	122.02
2	D	302[A]	A1H8M	O21-C21-C22	-2.25	117.89	122.02
2	F	302[A]	A1H8M	O21-C21-C22	-2.25	117.89	122.02
2	F	304[A]	A1H8M	C23-C22-C21	2.24	119.53	113.26
2	H	304[A]	A1H8M	C23-C22-C21	2.24	119.53	113.26
2	B	302[A]	A1H8M	O21-C21-C22	-2.23	117.93	122.02
2	A	304[A]	A1H8M	C23-C22-C21	2.23	119.53	113.26
2	C	304[A]	A1H8M	C23-C22-C21	2.23	119.53	113.26
2	E	304[A]	A1H8M	C23-C22-C21	2.23	119.53	113.26
2	G	304[A]	A1H8M	C23-C22-C21	2.23	119.53	113.26
2	B	304[A]	A1H8M	C23-C22-C21	2.23	119.51	113.26
2	D	304[A]	A1H8M	C23-C22-C21	2.23	119.51	113.26
2	H	306	A1H8M	C1-C2-N2	-2.20	108.44	115.78
2	F	301	A1H8M	O01-C01-C02	-2.19	104.98	110.85
2	H	301	A1H8M	O01-C01-C02	-2.19	104.98	110.85
2	D	302[B]	A1H8M	C22-C21-N21	2.19	119.63	115.83
2	A	301	A1H8M	O01-C01-C02	-2.19	104.98	110.85
2	C	301	A1H8M	O01-C01-C02	-2.19	104.98	110.85
2	E	301	A1H8M	O01-C01-C02	-2.19	104.98	110.85
2	G	301	A1H8M	O01-C01-C02	-2.19	104.98	110.85
2	B	302[B]	A1H8M	C22-C21-N21	2.19	119.63	115.83
2	B	301	A1H8M	O01-C01-C02	-2.19	104.99	110.85
2	D	301	A1H8M	O01-C01-C02	-2.19	104.99	110.85
2	A	306	A1H8M	C1-C2-N2	-2.18	108.48	115.78

Continued on next page...

Continued from previous page...

Mol	Chain	Res	Type	Atoms	Z	Observed(°)	Ideal(°)
2	C	306	A1H8M	C1-C2-N2	-2.18	108.48	115.78
2	E	306	A1H8M	C1-C2-N2	-2.18	108.48	115.78
2	G	306	A1H8M	C1-C2-N2	-2.18	108.48	115.78
2	D	306	A1H8M	C1-C2-N2	-2.18	108.49	115.78
2	A	302[B]	A1H8M	C22-C21-N21	2.18	119.62	115.83
2	C	302[B]	A1H8M	C22-C21-N21	2.18	119.62	115.83
2	E	302[B]	A1H8M	C22-C21-N21	2.18	119.62	115.83
2	G	302[B]	A1H8M	C22-C21-N21	2.18	119.62	115.83
2	D	304[A]	A1H8M	C22-C21-N21	2.18	119.61	115.83
2	B	306	A1H8M	C1-C2-N2	-2.18	108.52	115.78
2	F	306	A1H8M	C1-C2-N2	-2.18	108.52	115.78
2	A	304[A]	A1H8M	C22-C21-N21	2.17	119.60	115.83
2	B	304[A]	A1H8M	C22-C21-N21	2.17	119.60	115.83
2	C	304[A]	A1H8M	C22-C21-N21	2.17	119.60	115.83
2	E	304[A]	A1H8M	C22-C21-N21	2.17	119.60	115.83
2	F	304[A]	A1H8M	C22-C21-N21	2.17	119.60	115.83
2	G	304[A]	A1H8M	C22-C21-N21	2.17	119.60	115.83
2	H	304[A]	A1H8M	C22-C21-N21	2.17	119.60	115.83
2	H	302[B]	A1H8M	C22-C21-N21	2.17	119.60	115.83
2	F	302[B]	A1H8M	C22-C21-N21	2.17	119.59	115.83
2	B	305	A1H8M	C1-C2-N2	-2.08	108.84	115.78
2	F	305	A1H8M	C1-C2-N2	-2.07	108.87	115.78
2	A	305	A1H8M	C1-C2-N2	-2.07	108.88	115.78
2	C	305	A1H8M	C1-C2-N2	-2.07	108.88	115.78
2	E	305	A1H8M	C1-C2-N2	-2.07	108.88	115.78
2	G	305	A1H8M	C1-C2-N2	-2.07	108.88	115.78
2	H	305	A1H8M	C1-C2-N2	-2.07	108.88	115.78
2	D	305	A1H8M	C1-C2-N2	-2.06	108.91	115.78
2	D	306	A1H8M	C6-C7-C01	-2.05	108.11	112.92
2	A	306	A1H8M	C6-C7-C01	-2.05	108.12	112.92
2	C	306	A1H8M	C6-C7-C01	-2.05	108.12	112.92
2	E	306	A1H8M	C6-C7-C01	-2.05	108.12	112.92
2	G	306	A1H8M	C6-C7-C01	-2.05	108.12	112.92
2	B	306	A1H8M	C23-C22-C21	2.05	119.00	113.26
2	H	306	A1H8M	C23-C22-C21	2.04	118.98	113.26
2	B	306	A1H8M	C6-C7-C01	-2.04	108.15	112.92
2	F	306	A1H8M	C6-C7-C01	-2.04	108.15	112.92
2	H	306	A1H8M	C6-C7-C01	-2.04	108.15	112.92
2	A	306	A1H8M	C23-C22-C21	2.03	118.96	113.26
2	C	306	A1H8M	C23-C22-C21	2.03	118.96	113.26
2	E	306	A1H8M	C23-C22-C21	2.03	118.96	113.26
2	G	306	A1H8M	C23-C22-C21	2.03	118.96	113.26

Continued on next page...

Continued from previous page...

Mol	Chain	Res	Type	Atoms	Z	Observed(°)	Ideal(°)
2	B	304[B]	A1H8M	C22-C21-N21	2.02	119.34	115.83
2	D	306	A1H8M	C23-C22-C21	2.02	118.94	113.26
2	F	304[B]	A1H8M	C22-C21-N21	2.02	119.34	115.83
2	D	304[B]	A1H8M	C22-C21-N21	2.02	119.33	115.83
2	F	306	A1H8M	C23-C22-C21	2.02	118.92	113.26
2	H	304[B]	A1H8M	C22-C21-N21	2.02	119.33	115.83
2	A	304[B]	A1H8M	C22-C21-N21	2.02	119.33	115.83
2	C	304[B]	A1H8M	C22-C21-N21	2.02	119.33	115.83
2	E	304[B]	A1H8M	C22-C21-N21	2.02	119.33	115.83
2	G	304[B]	A1H8M	C22-C21-N21	2.02	119.33	115.83
2	B	303	A1H8M	C23-C22-C21	2.01	118.90	113.26
2	D	303	A1H8M	C23-C22-C21	2.01	118.90	113.26
2	H	303	A1H8M	C23-C22-C21	2.01	118.89	113.26
2	A	303	A1H8M	C23-C22-C21	2.01	118.89	113.26
2	C	303	A1H8M	C23-C22-C21	2.01	118.89	113.26
2	E	303	A1H8M	C23-C22-C21	2.01	118.89	113.26
2	G	303	A1H8M	C23-C22-C21	2.01	118.89	113.26

There are no chirality outliers.

All (1208) torsion outliers are listed below:

Mol	Chain	Res	Type	Atoms
2	A	301	A1H8M	C02-C01-C7-C6
2	A	301	A1H8M	O01-C01-C7-C6
2	A	301	A1H8M	C02-C01-C7-N21
2	A	301	A1H8M	O01-C01-C7-N21
2	A	301	A1H8M	C6-C7-N21-C21
2	A	301	A1H8M	C7-C6-O2-P
2	A	302[A]	A1H8M	C02-C01-C7-C6
2	A	302[A]	A1H8M	O01-C01-C7-C6
2	A	302[A]	A1H8M	C02-C01-C7-N21
2	A	302[A]	A1H8M	O01-C01-C7-N21
2	A	302[A]	A1H8M	C01-C7-N21-C21
2	A	302[A]	A1H8M	C6-O2-P-O1
2	A	302[A]	A1H8M	C6-O2-P-O4
2	A	302[B]	A1H8M	O2-C6-C7-C01
2	A	302[B]	A1H8M	O2-C6-C7-N21
2	A	302[B]	A1H8M	C7-C01-C02-C03
2	A	303	A1H8M	O2-C6-C7-C01
2	A	303	A1H8M	O2-C6-C7-N21
2	A	303	A1H8M	C01-C7-N21-C21
2	A	303	A1H8M	C1-O3-P-O2

Continued on next page...

Continued from previous page...

Mol	Chain	Res	Type	Atoms
2	A	303	A1H8M	C1-O3-P-O1
2	A	303	A1H8M	C1-O3-P-O4
2	A	304[A]	A1H8M	O2-C6-C7-C01
2	A	304[A]	A1H8M	O2-C6-C7-N21
2	A	304[A]	A1H8M	C6-C7-N21-C21
2	A	304[A]	A1H8M	O3-C1-C2-N2
2	A	304[A]	A1H8M	C6-O2-P-O3
2	A	304[A]	A1H8M	C6-O2-P-O4
2	A	304[B]	A1H8M	O2-C6-C7-C01
2	A	304[B]	A1H8M	O2-C6-C7-N21
2	A	304[B]	A1H8M	C01-C7-N21-C21
2	A	304[B]	A1H8M	C6-O2-P-O1
2	A	305	A1H8M	C02-C01-C7-C6
2	A	305	A1H8M	O01-C01-C7-C6
2	A	305	A1H8M	C02-C01-C7-N21
2	A	305	A1H8M	O01-C01-C7-N21
2	A	305	A1H8M	C01-C7-N21-C21
2	A	305	A1H8M	C7-C01-C02-C03
2	A	305	A1H8M	C1-O3-P-O1
2	A	305	A1H8M	C1-O3-P-O4
2	A	306	A1H8M	C6-C7-N21-C21
2	A	306	A1H8M	C7-C01-C02-C03
2	A	306	A1H8M	O01-C01-C02-C03
2	A	306	A1H8M	C02-C03-C04-C05
2	A	306	A1H8M	O3-C1-C2-N2
2	A	306	A1H8M	C6-O2-P-O1
2	A	306	A1H8M	C1-O3-P-O2
2	A	306	A1H8M	C1-O3-P-O1
2	B	301	A1H8M	C02-C01-C7-C6
2	B	301	A1H8M	O01-C01-C7-C6
2	B	301	A1H8M	C02-C01-C7-N21
2	B	301	A1H8M	O01-C01-C7-N21
2	B	301	A1H8M	C6-C7-N21-C21
2	B	301	A1H8M	C7-C6-O2-P
2	B	302[A]	A1H8M	C02-C01-C7-C6
2	B	302[A]	A1H8M	O01-C01-C7-C6
2	B	302[A]	A1H8M	C02-C01-C7-N21
2	B	302[A]	A1H8M	O01-C01-C7-N21
2	B	302[A]	A1H8M	C01-C7-N21-C21
2	B	302[A]	A1H8M	C6-O2-P-O1
2	B	302[A]	A1H8M	C6-O2-P-O4
2	B	302[B]	A1H8M	O2-C6-C7-C01

Continued on next page...

Continued from previous page...

Mol	Chain	Res	Type	Atoms
2	B	302[B]	A1H8M	O2-C6-C7-N21
2	B	302[B]	A1H8M	C7-C01-C02-C03
2	B	303	A1H8M	O2-C6-C7-C01
2	B	303	A1H8M	O2-C6-C7-N21
2	B	303	A1H8M	C01-C7-N21-C21
2	B	303	A1H8M	C1-O3-P-O2
2	B	303	A1H8M	C1-O3-P-O1
2	B	303	A1H8M	C1-O3-P-O4
2	B	304[A]	A1H8M	O2-C6-C7-C01
2	B	304[A]	A1H8M	O2-C6-C7-N21
2	B	304[A]	A1H8M	C6-C7-N21-C21
2	B	304[A]	A1H8M	O3-C1-C2-N2
2	B	304[A]	A1H8M	C6-O2-P-O3
2	B	304[A]	A1H8M	C6-O2-P-O4
2	B	304[B]	A1H8M	O2-C6-C7-C01
2	B	304[B]	A1H8M	O2-C6-C7-N21
2	B	304[B]	A1H8M	C01-C7-N21-C21
2	B	304[B]	A1H8M	C6-O2-P-O1
2	B	305	A1H8M	C02-C01-C7-C6
2	B	305	A1H8M	O01-C01-C7-C6
2	B	305	A1H8M	C02-C01-C7-N21
2	B	305	A1H8M	O01-C01-C7-N21
2	B	305	A1H8M	C01-C7-N21-C21
2	B	305	A1H8M	C7-C01-C02-C03
2	B	305	A1H8M	C1-O3-P-O1
2	B	305	A1H8M	C1-O3-P-O4
2	B	306	A1H8M	C6-C7-N21-C21
2	B	306	A1H8M	C7-C01-C02-C03
2	B	306	A1H8M	O01-C01-C02-C03
2	B	306	A1H8M	C02-C03-C04-C05
2	B	306	A1H8M	O3-C1-C2-N2
2	B	306	A1H8M	C6-O2-P-O1
2	B	306	A1H8M	C1-O3-P-O2
2	B	306	A1H8M	C1-O3-P-O1
2	C	301	A1H8M	C02-C01-C7-C6
2	C	301	A1H8M	O01-C01-C7-C6
2	C	301	A1H8M	C02-C01-C7-N21
2	C	301	A1H8M	O01-C01-C7-N21
2	C	301	A1H8M	C6-C7-N21-C21
2	C	301	A1H8M	C7-C6-O2-P
2	C	302[A]	A1H8M	C02-C01-C7-C6
2	C	302[A]	A1H8M	O01-C01-C7-C6

Continued on next page...

Continued from previous page...

Mol	Chain	Res	Type	Atoms
2	C	302[A]	A1H8M	C02-C01-C7-N21
2	C	302[A]	A1H8M	O01-C01-C7-N21
2	C	302[A]	A1H8M	C01-C7-N21-C21
2	C	302[A]	A1H8M	C6-O2-P-O1
2	C	302[A]	A1H8M	C6-O2-P-O4
2	C	302[B]	A1H8M	O2-C6-C7-C01
2	C	302[B]	A1H8M	O2-C6-C7-N21
2	C	302[B]	A1H8M	C7-C01-C02-C03
2	C	303	A1H8M	O2-C6-C7-C01
2	C	303	A1H8M	O2-C6-C7-N21
2	C	303	A1H8M	C01-C7-N21-C21
2	C	303	A1H8M	C1-O3-P-O2
2	C	303	A1H8M	C1-O3-P-O1
2	C	303	A1H8M	C1-O3-P-O4
2	C	304[A]	A1H8M	O2-C6-C7-C01
2	C	304[A]	A1H8M	O2-C6-C7-N21
2	C	304[A]	A1H8M	C6-C7-N21-C21
2	C	304[A]	A1H8M	O3-C1-C2-N2
2	C	304[A]	A1H8M	C6-O2-P-O3
2	C	304[A]	A1H8M	C6-O2-P-O4
2	C	304[B]	A1H8M	O2-C6-C7-C01
2	C	304[B]	A1H8M	O2-C6-C7-N21
2	C	304[B]	A1H8M	C01-C7-N21-C21
2	C	304[B]	A1H8M	C6-O2-P-O1
2	C	305	A1H8M	C02-C01-C7-C6
2	C	305	A1H8M	O01-C01-C7-C6
2	C	305	A1H8M	C02-C01-C7-N21
2	C	305	A1H8M	O01-C01-C7-N21
2	C	305	A1H8M	C01-C7-N21-C21
2	C	305	A1H8M	C7-C01-C02-C03
2	C	305	A1H8M	C1-O3-P-O1
2	C	305	A1H8M	C1-O3-P-O4
2	C	306	A1H8M	C6-C7-N21-C21
2	C	306	A1H8M	C7-C01-C02-C03
2	C	306	A1H8M	O01-C01-C02-C03
2	C	306	A1H8M	C02-C03-C04-C05
2	C	306	A1H8M	O3-C1-C2-N2
2	C	306	A1H8M	C6-O2-P-O1
2	C	306	A1H8M	C1-O3-P-O2
2	C	306	A1H8M	C1-O3-P-O1
2	D	301	A1H8M	C02-C01-C7-C6
2	D	301	A1H8M	O01-C01-C7-C6

Continued on next page...

Continued from previous page...

Mol	Chain	Res	Type	Atoms
2	D	301	A1H8M	C02-C01-C7-N21
2	D	301	A1H8M	O01-C01-C7-N21
2	D	301	A1H8M	C6-C7-N21-C21
2	D	301	A1H8M	C7-C6-O2-P
2	D	302[A]	A1H8M	C02-C01-C7-C6
2	D	302[A]	A1H8M	O01-C01-C7-C6
2	D	302[A]	A1H8M	C02-C01-C7-N21
2	D	302[A]	A1H8M	O01-C01-C7-N21
2	D	302[A]	A1H8M	C01-C7-N21-C21
2	D	302[A]	A1H8M	C6-O2-P-O1
2	D	302[A]	A1H8M	C6-O2-P-O4
2	D	302[B]	A1H8M	O2-C6-C7-C01
2	D	302[B]	A1H8M	O2-C6-C7-N21
2	D	302[B]	A1H8M	C7-C01-C02-C03
2	D	303	A1H8M	O2-C6-C7-C01
2	D	303	A1H8M	O2-C6-C7-N21
2	D	303	A1H8M	C01-C7-N21-C21
2	D	303	A1H8M	C1-O3-P-O2
2	D	303	A1H8M	C1-O3-P-O1
2	D	303	A1H8M	C1-O3-P-O4
2	D	304[A]	A1H8M	O2-C6-C7-C01
2	D	304[A]	A1H8M	O2-C6-C7-N21
2	D	304[A]	A1H8M	C6-C7-N21-C21
2	D	304[A]	A1H8M	O3-C1-C2-N2
2	D	304[A]	A1H8M	C6-O2-P-O3
2	D	304[A]	A1H8M	C6-O2-P-O4
2	D	304[B]	A1H8M	O2-C6-C7-C01
2	D	304[B]	A1H8M	O2-C6-C7-N21
2	D	304[B]	A1H8M	C01-C7-N21-C21
2	D	304[B]	A1H8M	C6-O2-P-O1
2	D	305	A1H8M	C02-C01-C7-C6
2	D	305	A1H8M	O01-C01-C7-C6
2	D	305	A1H8M	C02-C01-C7-N21
2	D	305	A1H8M	O01-C01-C7-N21
2	D	305	A1H8M	C01-C7-N21-C21
2	D	305	A1H8M	C7-C01-C02-C03
2	D	305	A1H8M	C1-O3-P-O1
2	D	305	A1H8M	C1-O3-P-O4
2	D	306	A1H8M	C6-C7-N21-C21
2	D	306	A1H8M	C7-C01-C02-C03
2	D	306	A1H8M	O01-C01-C02-C03
2	D	306	A1H8M	C02-C03-C04-C05

Continued on next page...

Continued from previous page...

Mol	Chain	Res	Type	Atoms
2	D	306	A1H8M	O3-C1-C2-N2
2	D	306	A1H8M	C6-O2-P-O1
2	D	306	A1H8M	C1-O3-P-O2
2	D	306	A1H8M	C1-O3-P-O1
2	E	301	A1H8M	C02-C01-C7-C6
2	E	301	A1H8M	O01-C01-C7-C6
2	E	301	A1H8M	C02-C01-C7-N21
2	E	301	A1H8M	O01-C01-C7-N21
2	E	301	A1H8M	C6-C7-N21-C21
2	E	301	A1H8M	C7-C6-O2-P
2	E	302[A]	A1H8M	C02-C01-C7-C6
2	E	302[A]	A1H8M	O01-C01-C7-C6
2	E	302[A]	A1H8M	C02-C01-C7-N21
2	E	302[A]	A1H8M	O01-C01-C7-N21
2	E	302[A]	A1H8M	C01-C7-N21-C21
2	E	302[A]	A1H8M	C6-O2-P-O1
2	E	302[A]	A1H8M	C6-O2-P-O4
2	E	302[B]	A1H8M	O2-C6-C7-C01
2	E	302[B]	A1H8M	O2-C6-C7-N21
2	E	302[B]	A1H8M	C7-C01-C02-C03
2	E	303	A1H8M	O2-C6-C7-C01
2	E	303	A1H8M	O2-C6-C7-N21
2	E	303	A1H8M	C01-C7-N21-C21
2	E	303	A1H8M	C1-O3-P-O2
2	E	303	A1H8M	C1-O3-P-O1
2	E	303	A1H8M	C1-O3-P-O4
2	E	304[A]	A1H8M	O2-C6-C7-C01
2	E	304[A]	A1H8M	O2-C6-C7-N21
2	E	304[A]	A1H8M	C6-C7-N21-C21
2	E	304[A]	A1H8M	O3-C1-C2-N2
2	E	304[A]	A1H8M	C6-O2-P-O3
2	E	304[A]	A1H8M	C6-O2-P-O4
2	E	304[B]	A1H8M	O2-C6-C7-C01
2	E	304[B]	A1H8M	O2-C6-C7-N21
2	E	304[B]	A1H8M	C01-C7-N21-C21
2	E	304[B]	A1H8M	C6-O2-P-O1
2	E	305	A1H8M	C02-C01-C7-C6
2	E	305	A1H8M	O01-C01-C7-C6
2	E	305	A1H8M	C02-C01-C7-N21
2	E	305	A1H8M	O01-C01-C7-N21
2	E	305	A1H8M	C01-C7-N21-C21
2	E	305	A1H8M	C7-C01-C02-C03

Continued on next page...

Continued from previous page...

Mol	Chain	Res	Type	Atoms
2	E	305	A1H8M	C1-O3-P-O1
2	E	305	A1H8M	C1-O3-P-O4
2	E	306	A1H8M	C6-C7-N21-C21
2	E	306	A1H8M	C7-C01-C02-C03
2	E	306	A1H8M	O01-C01-C02-C03
2	E	306	A1H8M	C02-C03-C04-C05
2	E	306	A1H8M	O3-C1-C2-N2
2	E	306	A1H8M	C6-O2-P-O1
2	E	306	A1H8M	C1-O3-P-O2
2	E	306	A1H8M	C1-O3-P-O1
2	F	301	A1H8M	C02-C01-C7-C6
2	F	301	A1H8M	O01-C01-C7-C6
2	F	301	A1H8M	C02-C01-C7-N21
2	F	301	A1H8M	O01-C01-C7-N21
2	F	301	A1H8M	C6-C7-N21-C21
2	F	301	A1H8M	C7-C6-O2-P
2	F	302[A]	A1H8M	C02-C01-C7-C6
2	F	302[A]	A1H8M	O01-C01-C7-C6
2	F	302[A]	A1H8M	C02-C01-C7-N21
2	F	302[A]	A1H8M	O01-C01-C7-N21
2	F	302[A]	A1H8M	C01-C7-N21-C21
2	F	302[A]	A1H8M	C6-O2-P-O1
2	F	302[A]	A1H8M	C6-O2-P-O4
2	F	302[B]	A1H8M	O2-C6-C7-C01
2	F	302[B]	A1H8M	O2-C6-C7-N21
2	F	302[B]	A1H8M	C7-C01-C02-C03
2	F	303	A1H8M	O2-C6-C7-C01
2	F	303	A1H8M	O2-C6-C7-N21
2	F	303	A1H8M	C01-C7-N21-C21
2	F	303	A1H8M	C1-O3-P-O2
2	F	303	A1H8M	C1-O3-P-O1
2	F	303	A1H8M	C1-O3-P-O4
2	F	304[A]	A1H8M	O2-C6-C7-C01
2	F	304[A]	A1H8M	O2-C6-C7-N21
2	F	304[A]	A1H8M	C6-C7-N21-C21
2	F	304[A]	A1H8M	O3-C1-C2-N2
2	F	304[A]	A1H8M	C6-O2-P-O3
2	F	304[A]	A1H8M	C6-O2-P-O4
2	F	304[B]	A1H8M	O2-C6-C7-C01
2	F	304[B]	A1H8M	O2-C6-C7-N21
2	F	304[B]	A1H8M	C01-C7-N21-C21
2	F	304[B]	A1H8M	C6-O2-P-O1

Continued on next page...

Continued from previous page...

Mol	Chain	Res	Type	Atoms
2	F	305	A1H8M	C02-C01-C7-C6
2	F	305	A1H8M	O01-C01-C7-C6
2	F	305	A1H8M	C02-C01-C7-N21
2	F	305	A1H8M	O01-C01-C7-N21
2	F	305	A1H8M	C01-C7-N21-C21
2	F	305	A1H8M	C7-C01-C02-C03
2	F	305	A1H8M	C1-O3-P-O1
2	F	305	A1H8M	C1-O3-P-O4
2	F	306	A1H8M	C6-C7-N21-C21
2	F	306	A1H8M	C7-C01-C02-C03
2	F	306	A1H8M	O01-C01-C02-C03
2	F	306	A1H8M	C02-C03-C04-C05
2	F	306	A1H8M	O3-C1-C2-N2
2	F	306	A1H8M	C6-O2-P-O1
2	F	306	A1H8M	C1-O3-P-O2
2	F	306	A1H8M	C1-O3-P-O1
2	G	301	A1H8M	C02-C01-C7-C6
2	G	301	A1H8M	O01-C01-C7-C6
2	G	301	A1H8M	C02-C01-C7-N21
2	G	301	A1H8M	O01-C01-C7-N21
2	G	301	A1H8M	C6-C7-N21-C21
2	G	301	A1H8M	C7-C6-O2-P
2	G	302[A]	A1H8M	C02-C01-C7-C6
2	G	302[A]	A1H8M	O01-C01-C7-C6
2	G	302[A]	A1H8M	C02-C01-C7-N21
2	G	302[A]	A1H8M	O01-C01-C7-N21
2	G	302[A]	A1H8M	C01-C7-N21-C21
2	G	302[A]	A1H8M	C6-O2-P-O1
2	G	302[A]	A1H8M	C6-O2-P-O4
2	G	302[B]	A1H8M	O2-C6-C7-C01
2	G	302[B]	A1H8M	O2-C6-C7-N21
2	G	302[B]	A1H8M	C7-C01-C02-C03
2	G	303	A1H8M	O2-C6-C7-C01
2	G	303	A1H8M	O2-C6-C7-N21
2	G	303	A1H8M	C01-C7-N21-C21
2	G	303	A1H8M	C1-O3-P-O2
2	G	303	A1H8M	C1-O3-P-O1
2	G	303	A1H8M	C1-O3-P-O4
2	G	304[A]	A1H8M	O2-C6-C7-C01
2	G	304[A]	A1H8M	O2-C6-C7-N21
2	G	304[A]	A1H8M	C6-C7-N21-C21
2	G	304[A]	A1H8M	O3-C1-C2-N2

Continued on next page...

Continued from previous page...

Mol	Chain	Res	Type	Atoms
2	G	304[A]	A1H8M	C6-O2-P-O3
2	G	304[A]	A1H8M	C6-O2-P-O4
2	G	304[B]	A1H8M	O2-C6-C7-C01
2	G	304[B]	A1H8M	O2-C6-C7-N21
2	G	304[B]	A1H8M	C01-C7-N21-C21
2	G	304[B]	A1H8M	C6-O2-P-O1
2	G	305	A1H8M	C02-C01-C7-C6
2	G	305	A1H8M	O01-C01-C7-C6
2	G	305	A1H8M	C02-C01-C7-N21
2	G	305	A1H8M	O01-C01-C7-N21
2	G	305	A1H8M	C01-C7-N21-C21
2	G	305	A1H8M	C7-C01-C02-C03
2	G	305	A1H8M	C1-O3-P-O1
2	G	305	A1H8M	C1-O3-P-O4
2	G	306	A1H8M	C6-C7-N21-C21
2	G	306	A1H8M	C7-C01-C02-C03
2	G	306	A1H8M	O01-C01-C02-C03
2	G	306	A1H8M	C02-C03-C04-C05
2	G	306	A1H8M	O3-C1-C2-N2
2	G	306	A1H8M	C6-O2-P-O1
2	G	306	A1H8M	C1-O3-P-O2
2	G	306	A1H8M	C1-O3-P-O1
2	H	301	A1H8M	C02-C01-C7-C6
2	H	301	A1H8M	O01-C01-C7-C6
2	H	301	A1H8M	C02-C01-C7-N21
2	H	301	A1H8M	O01-C01-C7-N21
2	H	301	A1H8M	C6-C7-N21-C21
2	H	301	A1H8M	C7-C6-O2-P
2	H	302[A]	A1H8M	C02-C01-C7-C6
2	H	302[A]	A1H8M	O01-C01-C7-C6
2	H	302[A]	A1H8M	C02-C01-C7-N21
2	H	302[A]	A1H8M	O01-C01-C7-N21
2	H	302[A]	A1H8M	C01-C7-N21-C21
2	H	302[A]	A1H8M	C6-O2-P-O1
2	H	302[A]	A1H8M	C6-O2-P-O4
2	H	302[B]	A1H8M	O2-C6-C7-C01
2	H	302[B]	A1H8M	O2-C6-C7-N21
2	H	302[B]	A1H8M	C7-C01-C02-C03
2	H	303	A1H8M	O2-C6-C7-C01
2	H	303	A1H8M	O2-C6-C7-N21
2	H	303	A1H8M	C01-C7-N21-C21
2	H	303	A1H8M	C1-O3-P-O2

Continued on next page...

Continued from previous page...

Mol	Chain	Res	Type	Atoms
2	H	303	A1H8M	C1-O3-P-O1
2	H	303	A1H8M	C1-O3-P-O4
2	H	304[A]	A1H8M	O2-C6-C7-C01
2	H	304[A]	A1H8M	O2-C6-C7-N21
2	H	304[A]	A1H8M	C6-C7-N21-C21
2	H	304[A]	A1H8M	O3-C1-C2-N2
2	H	304[A]	A1H8M	C6-O2-P-O3
2	H	304[A]	A1H8M	C6-O2-P-O4
2	H	304[B]	A1H8M	O2-C6-C7-C01
2	H	304[B]	A1H8M	O2-C6-C7-N21
2	H	304[B]	A1H8M	C01-C7-N21-C21
2	H	304[B]	A1H8M	C6-O2-P-O1
2	H	305	A1H8M	C02-C01-C7-C6
2	H	305	A1H8M	O01-C01-C7-C6
2	H	305	A1H8M	C02-C01-C7-N21
2	H	305	A1H8M	O01-C01-C7-N21
2	H	305	A1H8M	C01-C7-N21-C21
2	H	305	A1H8M	C7-C01-C02-C03
2	H	305	A1H8M	C1-O3-P-O1
2	H	305	A1H8M	C1-O3-P-O4
2	H	306	A1H8M	C6-C7-N21-C21
2	H	306	A1H8M	C7-C01-C02-C03
2	H	306	A1H8M	O01-C01-C02-C03
2	H	306	A1H8M	C02-C03-C04-C05
2	H	306	A1H8M	O3-C1-C2-N2
2	H	306	A1H8M	C6-O2-P-O1
2	H	306	A1H8M	C1-O3-P-O2
2	H	306	A1H8M	C1-O3-P-O1
2	A	303	A1H8M	C22-C21-N21-C7
2	B	303	A1H8M	C22-C21-N21-C7
2	C	303	A1H8M	C22-C21-N21-C7
2	D	303	A1H8M	C22-C21-N21-C7
2	E	303	A1H8M	C22-C21-N21-C7
2	F	303	A1H8M	C22-C21-N21-C7
2	G	303	A1H8M	C22-C21-N21-C7
2	H	303	A1H8M	C22-C21-N21-C7
2	A	302[B]	A1H8M	C21-C22-C23-C24
2	B	302[B]	A1H8M	C21-C22-C23-C24
2	C	302[B]	A1H8M	C21-C22-C23-C24
2	D	302[B]	A1H8M	C21-C22-C23-C24
2	E	302[B]	A1H8M	C21-C22-C23-C24
2	F	302[B]	A1H8M	C21-C22-C23-C24

Continued on next page...

Continued from previous page...

Mol	Chain	Res	Type	Atoms
2	G	302[B]	A1H8M	C21-C22-C23-C24
2	H	302[B]	A1H8M	C21-C22-C23-C24
2	A	302[A]	A1H8M	C1-C2-N2-C3
2	B	302[A]	A1H8M	C1-C2-N2-C3
2	C	302[A]	A1H8M	C1-C2-N2-C3
2	D	302[A]	A1H8M	C1-C2-N2-C3
2	E	302[A]	A1H8M	C1-C2-N2-C3
2	F	302[A]	A1H8M	C1-C2-N2-C3
2	G	302[A]	A1H8M	C1-C2-N2-C3
2	H	302[A]	A1H8M	C1-C2-N2-C3
2	A	303	A1H8M	O21-C21-N21-C7
2	B	303	A1H8M	O21-C21-N21-C7
2	C	303	A1H8M	O21-C21-N21-C7
2	D	303	A1H8M	O21-C21-N21-C7
2	E	303	A1H8M	O21-C21-N21-C7
2	F	303	A1H8M	O21-C21-N21-C7
2	G	303	A1H8M	O21-C21-N21-C7
2	H	303	A1H8M	O21-C21-N21-C7
2	A	302[B]	A1H8M	C23-C24-C25-C26
2	B	302[B]	A1H8M	C23-C24-C25-C26
2	C	302[B]	A1H8M	C23-C24-C25-C26
2	D	302[B]	A1H8M	C23-C24-C25-C26
2	E	302[B]	A1H8M	C23-C24-C25-C26
2	F	302[B]	A1H8M	C23-C24-C25-C26
2	G	302[B]	A1H8M	C23-C24-C25-C26
2	H	302[B]	A1H8M	C23-C24-C25-C26
2	A	301	A1H8M	C1-O3-P-O2
2	A	302[A]	A1H8M	C6-O2-P-O3
2	A	302[B]	A1H8M	C6-O2-P-O3
2	A	303	A1H8M	C6-O2-P-O3
2	A	304[B]	A1H8M	C6-O2-P-O3
2	A	305	A1H8M	C1-O3-P-O2
2	A	306	A1H8M	C6-O2-P-O3
2	B	301	A1H8M	C1-O3-P-O2
2	B	302[A]	A1H8M	C6-O2-P-O3
2	B	302[B]	A1H8M	C6-O2-P-O3
2	B	303	A1H8M	C6-O2-P-O3
2	B	304[B]	A1H8M	C6-O2-P-O3
2	B	305	A1H8M	C1-O3-P-O2
2	B	306	A1H8M	C6-O2-P-O3
2	C	301	A1H8M	C1-O3-P-O2
2	C	302[A]	A1H8M	C6-O2-P-O3

Continued on next page...

Continued from previous page...

Mol	Chain	Res	Type	Atoms
2	C	302[B]	A1H8M	C6-O2-P-O3
2	C	303	A1H8M	C6-O2-P-O3
2	C	304[B]	A1H8M	C6-O2-P-O3
2	C	305	A1H8M	C1-O3-P-O2
2	C	306	A1H8M	C6-O2-P-O3
2	D	301	A1H8M	C1-O3-P-O2
2	D	302[A]	A1H8M	C6-O2-P-O3
2	D	302[B]	A1H8M	C6-O2-P-O3
2	D	303	A1H8M	C6-O2-P-O3
2	D	304[B]	A1H8M	C6-O2-P-O3
2	D	305	A1H8M	C1-O3-P-O2
2	D	306	A1H8M	C6-O2-P-O3
2	E	301	A1H8M	C1-O3-P-O2
2	E	302[A]	A1H8M	C6-O2-P-O3
2	E	302[B]	A1H8M	C6-O2-P-O3
2	E	303	A1H8M	C6-O2-P-O3
2	E	304[B]	A1H8M	C6-O2-P-O3
2	E	305	A1H8M	C1-O3-P-O2
2	E	306	A1H8M	C6-O2-P-O3
2	F	301	A1H8M	C1-O3-P-O2
2	F	302[A]	A1H8M	C6-O2-P-O3
2	F	302[B]	A1H8M	C6-O2-P-O3
2	F	303	A1H8M	C6-O2-P-O3
2	F	304[B]	A1H8M	C6-O2-P-O3
2	F	305	A1H8M	C1-O3-P-O2
2	F	306	A1H8M	C6-O2-P-O3
2	G	301	A1H8M	C1-O3-P-O2
2	G	302[A]	A1H8M	C6-O2-P-O3
2	G	302[B]	A1H8M	C6-O2-P-O3
2	G	303	A1H8M	C6-O2-P-O3
2	G	304[B]	A1H8M	C6-O2-P-O3
2	G	305	A1H8M	C1-O3-P-O2
2	G	306	A1H8M	C6-O2-P-O3
2	H	301	A1H8M	C1-O3-P-O2
2	H	302[A]	A1H8M	C6-O2-P-O3
2	H	302[B]	A1H8M	C6-O2-P-O3
2	H	303	A1H8M	C6-O2-P-O3
2	H	304[B]	A1H8M	C6-O2-P-O3
2	H	305	A1H8M	C1-O3-P-O2
2	H	306	A1H8M	C6-O2-P-O3
2	A	302[B]	A1H8M	C1-C2-N2-C5
2	A	302[B]	A1H8M	C1-C2-N2-C3

Continued on next page...

Continued from previous page...

Mol	Chain	Res	Type	Atoms
2	A	302[B]	A1H8M	C1-C2-N2-C4
2	A	306	A1H8M	C1-C2-N2-C5
2	A	306	A1H8M	C1-C2-N2-C4
2	B	302[B]	A1H8M	C1-C2-N2-C5
2	B	302[B]	A1H8M	C1-C2-N2-C3
2	B	302[B]	A1H8M	C1-C2-N2-C4
2	B	306	A1H8M	C1-C2-N2-C5
2	B	306	A1H8M	C1-C2-N2-C4
2	C	302[B]	A1H8M	C1-C2-N2-C5
2	C	302[B]	A1H8M	C1-C2-N2-C3
2	C	302[B]	A1H8M	C1-C2-N2-C4
2	C	306	A1H8M	C1-C2-N2-C5
2	C	306	A1H8M	C1-C2-N2-C4
2	D	302[B]	A1H8M	C1-C2-N2-C5
2	D	302[B]	A1H8M	C1-C2-N2-C3
2	D	302[B]	A1H8M	C1-C2-N2-C4
2	D	306	A1H8M	C1-C2-N2-C5
2	D	306	A1H8M	C1-C2-N2-C4
2	E	302[B]	A1H8M	C1-C2-N2-C5
2	E	302[B]	A1H8M	C1-C2-N2-C3
2	E	302[B]	A1H8M	C1-C2-N2-C4
2	E	306	A1H8M	C1-C2-N2-C5
2	E	306	A1H8M	C1-C2-N2-C4
2	F	302[B]	A1H8M	C1-C2-N2-C5
2	F	302[B]	A1H8M	C1-C2-N2-C3
2	F	302[B]	A1H8M	C1-C2-N2-C4
2	F	306	A1H8M	C1-C2-N2-C5
2	F	306	A1H8M	C1-C2-N2-C4
2	G	302[B]	A1H8M	C1-C2-N2-C5
2	G	302[B]	A1H8M	C1-C2-N2-C3
2	G	302[B]	A1H8M	C1-C2-N2-C4
2	G	306	A1H8M	C1-C2-N2-C5
2	G	306	A1H8M	C1-C2-N2-C4
2	H	302[B]	A1H8M	C1-C2-N2-C5
2	H	302[B]	A1H8M	C1-C2-N2-C3
2	H	302[B]	A1H8M	C1-C2-N2-C4
2	H	306	A1H8M	C1-C2-N2-C5
2	H	306	A1H8M	C1-C2-N2-C4
2	A	304[A]	A1H8M	C26-C27-C28-C29
2	B	304[A]	A1H8M	C26-C27-C28-C29
2	C	304[A]	A1H8M	C26-C27-C28-C29
2	D	304[A]	A1H8M	C26-C27-C28-C29

Continued on next page...

Continued from previous page...

Mol	Chain	Res	Type	Atoms
2	E	304[A]	A1H8M	C26-C27-C28-C29
2	F	304[A]	A1H8M	C26-C27-C28-C29
2	G	304[A]	A1H8M	C26-C27-C28-C29
2	H	304[A]	A1H8M	C26-C27-C28-C29
2	A	301	A1H8M	C25-C26-C27-C28
2	A	303	A1H8M	C22-C23-C24-C25
2	B	301	A1H8M	C25-C26-C27-C28
2	B	303	A1H8M	C22-C23-C24-C25
2	C	301	A1H8M	C25-C26-C27-C28
2	C	303	A1H8M	C22-C23-C24-C25
2	D	301	A1H8M	C25-C26-C27-C28
2	D	303	A1H8M	C22-C23-C24-C25
2	E	301	A1H8M	C25-C26-C27-C28
2	E	303	A1H8M	C22-C23-C24-C25
2	F	303	A1H8M	C22-C23-C24-C25
2	G	301	A1H8M	C25-C26-C27-C28
2	G	303	A1H8M	C22-C23-C24-C25
2	H	301	A1H8M	C25-C26-C27-C28
2	H	303	A1H8M	C22-C23-C24-C25
2	F	301	A1H8M	C25-C26-C27-C28
2	A	302[B]	A1H8M	O01-C01-C02-C03
2	A	305	A1H8M	O01-C01-C02-C03
2	B	302[B]	A1H8M	O01-C01-C02-C03
2	B	305	A1H8M	O01-C01-C02-C03
2	C	302[B]	A1H8M	O01-C01-C02-C03
2	C	305	A1H8M	O01-C01-C02-C03
2	D	302[B]	A1H8M	O01-C01-C02-C03
2	D	305	A1H8M	O01-C01-C02-C03
2	E	302[B]	A1H8M	O01-C01-C02-C03
2	E	305	A1H8M	O01-C01-C02-C03
2	F	302[B]	A1H8M	O01-C01-C02-C03
2	F	305	A1H8M	O01-C01-C02-C03
2	G	302[B]	A1H8M	O01-C01-C02-C03
2	G	305	A1H8M	O01-C01-C02-C03
2	H	302[B]	A1H8M	O01-C01-C02-C03
2	H	305	A1H8M	O01-C01-C02-C03
2	A	301	A1H8M	C26-C27-C28-C29
2	B	301	A1H8M	C26-C27-C28-C29
2	C	301	A1H8M	C26-C27-C28-C29
2	D	304[B]	A1H8M	C05-C06-C07-C08
2	E	301	A1H8M	C26-C27-C28-C29
2	F	301	A1H8M	C26-C27-C28-C29

Continued on next page...

Continued from previous page...

Mol	Chain	Res	Type	Atoms
2	F	304[B]	A1H8M	C05-C06-C07-C08
2	G	301	A1H8M	C26-C27-C28-C29
2	H	301	A1H8M	C26-C27-C28-C29
2	H	304[B]	A1H8M	C05-C06-C07-C08
2	A	304[B]	A1H8M	C05-C06-C07-C08
2	B	304[B]	A1H8M	C05-C06-C07-C08
2	C	304[B]	A1H8M	C05-C06-C07-C08
2	D	301	A1H8M	C26-C27-C28-C29
2	E	304[B]	A1H8M	C05-C06-C07-C08
2	G	304[B]	A1H8M	C05-C06-C07-C08
2	A	304[A]	A1H8M	C25-C26-C27-C28
2	A	304[B]	A1H8M	C04-C05-C06-C07
2	B	304[A]	A1H8M	C25-C26-C27-C28
2	B	304[B]	A1H8M	C04-C05-C06-C07
2	C	304[A]	A1H8M	C25-C26-C27-C28
2	C	304[B]	A1H8M	C04-C05-C06-C07
2	D	304[A]	A1H8M	C25-C26-C27-C28
2	D	304[B]	A1H8M	C04-C05-C06-C07
2	E	304[A]	A1H8M	C25-C26-C27-C28
2	E	304[B]	A1H8M	C04-C05-C06-C07
2	F	304[A]	A1H8M	C25-C26-C27-C28
2	F	304[B]	A1H8M	C04-C05-C06-C07
2	G	304[A]	A1H8M	C25-C26-C27-C28
2	G	304[B]	A1H8M	C04-C05-C06-C07
2	H	304[A]	A1H8M	C25-C26-C27-C28
2	H	304[B]	A1H8M	C04-C05-C06-C07
2	B	301	A1H8M	C24-C25-C26-C27
2	F	301	A1H8M	C24-C25-C26-C27
2	H	301	A1H8M	C24-C25-C26-C27
2	A	301	A1H8M	C24-C25-C26-C27
2	C	301	A1H8M	C24-C25-C26-C27
2	D	301	A1H8M	C24-C25-C26-C27
2	E	301	A1H8M	C24-C25-C26-C27
2	G	301	A1H8M	C24-C25-C26-C27
2	A	302[A]	A1H8M	C22-C23-C24-C25
2	A	302[B]	A1H8M	C22-C23-C24-C25
2	B	302[A]	A1H8M	C22-C23-C24-C25
2	B	302[B]	A1H8M	C22-C23-C24-C25
2	C	302[A]	A1H8M	C22-C23-C24-C25
2	C	302[B]	A1H8M	C22-C23-C24-C25
2	D	302[A]	A1H8M	C22-C23-C24-C25
2	D	302[B]	A1H8M	C22-C23-C24-C25

Continued on next page...

Continued from previous page...

Mol	Chain	Res	Type	Atoms
2	E	302[A]	A1H8M	C22-C23-C24-C25
2	E	302[B]	A1H8M	C22-C23-C24-C25
2	F	302[A]	A1H8M	C22-C23-C24-C25
2	F	302[B]	A1H8M	C22-C23-C24-C25
2	G	302[A]	A1H8M	C22-C23-C24-C25
2	G	302[B]	A1H8M	C22-C23-C24-C25
2	H	302[A]	A1H8M	C22-C23-C24-C25
2	H	302[B]	A1H8M	C22-C23-C24-C25
2	A	302[A]	A1H8M	C1-C2-N2-C5
2	A	302[A]	A1H8M	C1-C2-N2-C4
2	A	306	A1H8M	C1-C2-N2-C3
2	B	302[A]	A1H8M	C1-C2-N2-C5
2	B	302[A]	A1H8M	C1-C2-N2-C4
2	B	306	A1H8M	C1-C2-N2-C3
2	C	302[A]	A1H8M	C1-C2-N2-C5
2	C	302[A]	A1H8M	C1-C2-N2-C4
2	C	306	A1H8M	C1-C2-N2-C3
2	D	302[A]	A1H8M	C1-C2-N2-C5
2	D	302[A]	A1H8M	C1-C2-N2-C4
2	D	306	A1H8M	C1-C2-N2-C3
2	E	302[A]	A1H8M	C1-C2-N2-C5
2	E	302[A]	A1H8M	C1-C2-N2-C4
2	E	306	A1H8M	C1-C2-N2-C3
2	F	302[A]	A1H8M	C1-C2-N2-C5
2	F	302[A]	A1H8M	C1-C2-N2-C4
2	F	306	A1H8M	C1-C2-N2-C3
2	G	302[A]	A1H8M	C1-C2-N2-C5
2	G	302[A]	A1H8M	C1-C2-N2-C4
2	G	306	A1H8M	C1-C2-N2-C3
2	H	302[A]	A1H8M	C1-C2-N2-C5
2	H	302[A]	A1H8M	C1-C2-N2-C4
2	H	306	A1H8M	C1-C2-N2-C3
2	A	305	A1H8M	C04-C05-C06-C07
2	B	305	A1H8M	C04-C05-C06-C07
2	C	305	A1H8M	C04-C05-C06-C07
2	D	305	A1H8M	C04-C05-C06-C07
2	E	305	A1H8M	C04-C05-C06-C07
2	F	305	A1H8M	C04-C05-C06-C07
2	G	305	A1H8M	C04-C05-C06-C07
2	H	305	A1H8M	C04-C05-C06-C07
2	A	301	A1H8M	C06-C07-C08-C09
2	B	301	A1H8M	C06-C07-C08-C09

Continued on next page...

Continued from previous page...

Mol	Chain	Res	Type	Atoms
2	C	301	A1H8M	C06-C07-C08-C09
2	D	301	A1H8M	C06-C07-C08-C09
2	E	301	A1H8M	C06-C07-C08-C09
2	G	301	A1H8M	C06-C07-C08-C09
2	F	301	A1H8M	C06-C07-C08-C09
2	H	301	A1H8M	C06-C07-C08-C09
2	H	302[A]	A1H8M	N21-C21-C22-C23
2	A	305	A1H8M	C24-C25-C26-C27
2	B	305	A1H8M	C24-C25-C26-C27
2	C	305	A1H8M	C24-C25-C26-C27
2	D	305	A1H8M	C24-C25-C26-C27
2	E	305	A1H8M	C24-C25-C26-C27
2	F	305	A1H8M	C24-C25-C26-C27
2	G	305	A1H8M	C24-C25-C26-C27
2	H	305	A1H8M	C24-C25-C26-C27
2	A	302[A]	A1H8M	C03-C04-C05-C06
2	B	302[A]	A1H8M	C03-C04-C05-C06
2	C	302[A]	A1H8M	C03-C04-C05-C06
2	D	302[A]	A1H8M	C03-C04-C05-C06
2	E	302[A]	A1H8M	C03-C04-C05-C06
2	F	302[A]	A1H8M	C03-C04-C05-C06
2	G	302[A]	A1H8M	C03-C04-C05-C06
2	H	302[A]	A1H8M	C03-C04-C05-C06
2	A	302[A]	A1H8M	O21-C21-C22-C23
2	B	302[A]	A1H8M	O21-C21-C22-C23
2	C	302[A]	A1H8M	O21-C21-C22-C23
2	D	302[A]	A1H8M	O21-C21-C22-C23
2	E	302[A]	A1H8M	O21-C21-C22-C23
2	F	302[A]	A1H8M	O21-C21-C22-C23
2	G	302[A]	A1H8M	O21-C21-C22-C23
2	H	302[A]	A1H8M	O21-C21-C22-C23
2	A	302[A]	A1H8M	N21-C21-C22-C23
2	B	302[A]	A1H8M	N21-C21-C22-C23
2	C	302[A]	A1H8M	N21-C21-C22-C23
2	D	302[A]	A1H8M	N21-C21-C22-C23
2	E	302[A]	A1H8M	N21-C21-C22-C23
2	F	302[A]	A1H8M	N21-C21-C22-C23
2	G	302[A]	A1H8M	N21-C21-C22-C23
2	A	303	A1H8M	C23-C24-C25-C26
2	B	303	A1H8M	C23-C24-C25-C26
2	C	303	A1H8M	C23-C24-C25-C26
2	D	303	A1H8M	C23-C24-C25-C26

Continued on next page...

Continued from previous page...

Mol	Chain	Res	Type	Atoms
2	E	303	A1H8M	C23-C24-C25-C26
2	F	303	A1H8M	C23-C24-C25-C26
2	G	303	A1H8M	C23-C24-C25-C26
2	H	303	A1H8M	C23-C24-C25-C26
2	D	304[A]	A1H8M	C27-C28-C29-C30
2	A	304[B]	A1H8M	C6-C7-N21-C21
2	A	305	A1H8M	C6-C7-N21-C21
2	B	304[B]	A1H8M	C6-C7-N21-C21
2	B	305	A1H8M	C6-C7-N21-C21
2	C	304[B]	A1H8M	C6-C7-N21-C21
2	C	305	A1H8M	C6-C7-N21-C21
2	D	304[B]	A1H8M	C6-C7-N21-C21
2	D	305	A1H8M	C6-C7-N21-C21
2	E	304[B]	A1H8M	C6-C7-N21-C21
2	E	305	A1H8M	C6-C7-N21-C21
2	F	304[B]	A1H8M	C6-C7-N21-C21
2	F	305	A1H8M	C6-C7-N21-C21
2	G	304[B]	A1H8M	C6-C7-N21-C21
2	G	305	A1H8M	C6-C7-N21-C21
2	H	304[B]	A1H8M	C6-C7-N21-C21
2	H	305	A1H8M	C6-C7-N21-C21
2	A	304[A]	A1H8M	C27-C28-C29-C30
2	B	304[A]	A1H8M	C27-C28-C29-C30
2	C	304[A]	A1H8M	C27-C28-C29-C30
2	E	304[A]	A1H8M	C27-C28-C29-C30
2	F	304[A]	A1H8M	C27-C28-C29-C30
2	G	304[A]	A1H8M	C27-C28-C29-C30
2	H	304[A]	A1H8M	C27-C28-C29-C30
2	A	305	A1H8M	C05-C06-C07-C08
2	B	305	A1H8M	C05-C06-C07-C08
2	C	305	A1H8M	C05-C06-C07-C08
2	D	305	A1H8M	C05-C06-C07-C08
2	E	305	A1H8M	C05-C06-C07-C08
2	F	305	A1H8M	C05-C06-C07-C08
2	G	305	A1H8M	C05-C06-C07-C08
2	H	305	A1H8M	C05-C06-C07-C08
2	A	303	A1H8M	C21-C22-C23-C24
2	B	303	A1H8M	C21-C22-C23-C24
2	C	303	A1H8M	C21-C22-C23-C24
2	D	303	A1H8M	C21-C22-C23-C24
2	E	303	A1H8M	C21-C22-C23-C24
2	F	303	A1H8M	C21-C22-C23-C24

Continued on next page...

Continued from previous page...

Mol	Chain	Res	Type	Atoms
2	G	303	A1H8M	C21-C22-C23-C24
2	H	303	A1H8M	C21-C22-C23-C24
2	A	304[A]	A1H8M	C04-C05-C06-C07
2	B	304[A]	A1H8M	C04-C05-C06-C07
2	C	304[A]	A1H8M	C04-C05-C06-C07
2	D	304[A]	A1H8M	C04-C05-C06-C07
2	E	304[A]	A1H8M	C04-C05-C06-C07
2	F	304[A]	A1H8M	C04-C05-C06-C07
2	G	304[A]	A1H8M	C04-C05-C06-C07
2	H	304[A]	A1H8M	C04-C05-C06-C07
2	A	304[B]	A1H8M	C22-C23-C24-C25
2	B	304[B]	A1H8M	C22-C23-C24-C25
2	C	304[B]	A1H8M	C22-C23-C24-C25
2	D	304[B]	A1H8M	C22-C23-C24-C25
2	E	304[B]	A1H8M	C22-C23-C24-C25
2	F	304[B]	A1H8M	C22-C23-C24-C25
2	G	304[B]	A1H8M	C22-C23-C24-C25
2	H	304[B]	A1H8M	C22-C23-C24-C25
2	A	304[B]	A1H8M	C24-C25-C26-C27
2	B	304[B]	A1H8M	C24-C25-C26-C27
2	C	304[B]	A1H8M	C24-C25-C26-C27
2	D	304[B]	A1H8M	C24-C25-C26-C27
2	E	304[B]	A1H8M	C24-C25-C26-C27
2	F	304[B]	A1H8M	C24-C25-C26-C27
2	G	304[B]	A1H8M	C24-C25-C26-C27
2	H	304[B]	A1H8M	C24-C25-C26-C27
2	A	301	A1H8M	C08-C09-C10-C11
2	B	301	A1H8M	C08-C09-C10-C11
2	C	301	A1H8M	C08-C09-C10-C11
2	D	301	A1H8M	C08-C09-C10-C11
2	E	301	A1H8M	C08-C09-C10-C11
2	F	301	A1H8M	C08-C09-C10-C11
2	G	301	A1H8M	C08-C09-C10-C11
2	H	301	A1H8M	C08-C09-C10-C11
2	A	304[A]	A1H8M	C1-O3-P-O2
2	B	304[A]	A1H8M	C1-O3-P-O2
2	C	304[A]	A1H8M	C1-O3-P-O2
2	D	304[A]	A1H8M	C1-O3-P-O2
2	E	304[A]	A1H8M	C1-O3-P-O2
2	F	304[A]	A1H8M	C1-O3-P-O2
2	G	304[A]	A1H8M	C1-O3-P-O2
2	H	304[A]	A1H8M	C1-O3-P-O2

Continued on next page...

Continued from previous page...

Mol	Chain	Res	Type	Atoms
2	B	303	A1H8M	C26-C27-C28-C29
2	A	303	A1H8M	C26-C27-C28-C29
2	C	303	A1H8M	C26-C27-C28-C29
2	D	303	A1H8M	C26-C27-C28-C29
2	E	303	A1H8M	C26-C27-C28-C29
2	F	303	A1H8M	C26-C27-C28-C29
2	G	303	A1H8M	C26-C27-C28-C29
2	H	303	A1H8M	C26-C27-C28-C29
2	A	301	A1H8M	C10-C11-C12-C13
2	B	301	A1H8M	C10-C11-C12-C13
2	C	301	A1H8M	C10-C11-C12-C13
2	D	301	A1H8M	C10-C11-C12-C13
2	D	302[B]	A1H8M	C04-C05-C06-C07
2	E	301	A1H8M	C10-C11-C12-C13
2	F	301	A1H8M	C10-C11-C12-C13
2	G	301	A1H8M	C10-C11-C12-C13
2	H	301	A1H8M	C10-C11-C12-C13
2	H	302[B]	A1H8M	C04-C05-C06-C07
2	A	302[B]	A1H8M	C04-C05-C06-C07
2	B	302[B]	A1H8M	C04-C05-C06-C07
2	C	302[B]	A1H8M	C04-C05-C06-C07
2	E	302[B]	A1H8M	C04-C05-C06-C07
2	F	302[B]	A1H8M	C04-C05-C06-C07
2	G	302[B]	A1H8M	C04-C05-C06-C07
2	A	301	A1H8M	C23-C24-C25-C26
2	A	303	A1H8M	C28-C29-C30-C31
2	B	303	A1H8M	C28-C29-C30-C31
2	C	301	A1H8M	C23-C24-C25-C26
2	C	303	A1H8M	C28-C29-C30-C31
2	D	301	A1H8M	C23-C24-C25-C26
2	D	303	A1H8M	C28-C29-C30-C31
2	E	301	A1H8M	C23-C24-C25-C26
2	E	303	A1H8M	C28-C29-C30-C31
2	F	301	A1H8M	C23-C24-C25-C26
2	F	303	A1H8M	C28-C29-C30-C31
2	G	301	A1H8M	C23-C24-C25-C26
2	G	303	A1H8M	C28-C29-C30-C31
2	H	303	A1H8M	C28-C29-C30-C31
2	B	301	A1H8M	C23-C24-C25-C26
2	H	301	A1H8M	C23-C24-C25-C26
2	A	302[B]	A1H8M	C03-C04-C05-C06
2	A	305	A1H8M	C03-C04-C05-C06

Continued on next page...

Continued from previous page...

Mol	Chain	Res	Type	Atoms
2	B	302[B]	A1H8M	C03-C04-C05-C06
2	B	305	A1H8M	C03-C04-C05-C06
2	C	302[B]	A1H8M	C03-C04-C05-C06
2	C	305	A1H8M	C03-C04-C05-C06
2	D	302[B]	A1H8M	C03-C04-C05-C06
2	D	305	A1H8M	C03-C04-C05-C06
2	E	302[B]	A1H8M	C03-C04-C05-C06
2	E	305	A1H8M	C03-C04-C05-C06
2	F	302[B]	A1H8M	C03-C04-C05-C06
2	F	305	A1H8M	C03-C04-C05-C06
2	G	302[B]	A1H8M	C03-C04-C05-C06
2	G	305	A1H8M	C03-C04-C05-C06
2	H	302[B]	A1H8M	C03-C04-C05-C06
2	H	305	A1H8M	C03-C04-C05-C06
2	A	301	A1H8M	C27-C28-C29-C30
2	B	301	A1H8M	C27-C28-C29-C30
2	C	301	A1H8M	C27-C28-C29-C30
2	D	301	A1H8M	C27-C28-C29-C30
2	E	301	A1H8M	C27-C28-C29-C30
2	F	301	A1H8M	C27-C28-C29-C30
2	G	301	A1H8M	C27-C28-C29-C30
2	H	301	A1H8M	C27-C28-C29-C30
2	A	304[A]	A1H8M	C7-C01-C02-C03
2	B	304[A]	A1H8M	C7-C01-C02-C03
2	C	304[A]	A1H8M	C7-C01-C02-C03
2	D	304[A]	A1H8M	C7-C01-C02-C03
2	E	304[A]	A1H8M	C7-C01-C02-C03
2	F	304[A]	A1H8M	C7-C01-C02-C03
2	G	304[A]	A1H8M	C7-C01-C02-C03
2	H	304[A]	A1H8M	C7-C01-C02-C03
2	A	301	A1H8M	C05-C06-C07-C08
2	B	301	A1H8M	C05-C06-C07-C08
2	C	301	A1H8M	C05-C06-C07-C08
2	D	301	A1H8M	C05-C06-C07-C08
2	E	301	A1H8M	C05-C06-C07-C08
2	F	301	A1H8M	C05-C06-C07-C08
2	G	301	A1H8M	C05-C06-C07-C08
2	H	301	A1H8M	C05-C06-C07-C08
2	A	302[A]	A1H8M	C02-C03-C04-C05
2	C	302[A]	A1H8M	C02-C03-C04-C05
2	D	302[A]	A1H8M	C02-C03-C04-C05
2	E	302[A]	A1H8M	C02-C03-C04-C05

Continued on next page...

Continued from previous page...

Mol	Chain	Res	Type	Atoms
2	G	302[A]	A1H8M	C02-C03-C04-C05
2	A	304[B]	A1H8M	C06-C07-C08-C09
2	B	304[B]	A1H8M	C06-C07-C08-C09
2	C	304[B]	A1H8M	C06-C07-C08-C09
2	D	304[B]	A1H8M	C06-C07-C08-C09
2	E	304[B]	A1H8M	C06-C07-C08-C09
2	F	304[B]	A1H8M	C06-C07-C08-C09
2	G	304[B]	A1H8M	C06-C07-C08-C09
2	H	304[B]	A1H8M	C06-C07-C08-C09
2	B	302[A]	A1H8M	C02-C03-C04-C05
2	F	302[A]	A1H8M	C02-C03-C04-C05
2	H	302[A]	A1H8M	C02-C03-C04-C05
2	A	301	A1H8M	C22-C23-C24-C25
2	B	301	A1H8M	C22-C23-C24-C25
2	C	301	A1H8M	C22-C23-C24-C25
2	E	301	A1H8M	C22-C23-C24-C25
2	F	301	A1H8M	C22-C23-C24-C25
2	G	301	A1H8M	C22-C23-C24-C25
2	H	301	A1H8M	C22-C23-C24-C25
2	A	304[A]	A1H8M	N21-C21-C22-C23
2	B	304[A]	A1H8M	N21-C21-C22-C23
2	C	304[A]	A1H8M	N21-C21-C22-C23
2	D	304[A]	A1H8M	N21-C21-C22-C23
2	E	304[A]	A1H8M	N21-C21-C22-C23
2	F	304[A]	A1H8M	N21-C21-C22-C23
2	G	304[A]	A1H8M	N21-C21-C22-C23
2	H	304[A]	A1H8M	N21-C21-C22-C23
2	D	301	A1H8M	C22-C23-C24-C25
2	A	301	A1H8M	O21-C21-C22-C23
2	B	301	A1H8M	O21-C21-C22-C23
2	C	301	A1H8M	O21-C21-C22-C23
2	D	301	A1H8M	O21-C21-C22-C23
2	E	301	A1H8M	O21-C21-C22-C23
2	F	301	A1H8M	O21-C21-C22-C23
2	G	301	A1H8M	O21-C21-C22-C23
2	H	301	A1H8M	O21-C21-C22-C23
2	A	302[A]	A1H8M	O2-C6-C7-C01
2	B	302[A]	A1H8M	O2-C6-C7-C01
2	C	302[A]	A1H8M	O2-C6-C7-C01
2	D	302[A]	A1H8M	O2-C6-C7-C01
2	E	302[A]	A1H8M	O2-C6-C7-C01
2	F	302[A]	A1H8M	O2-C6-C7-C01

Continued on next page...

Continued from previous page...

Mol	Chain	Res	Type	Atoms
2	G	302[A]	A1H8M	O2-C6-C7-C01
2	H	302[A]	A1H8M	O2-C6-C7-C01
2	A	305	A1H8M	C07-C08-C09-C10
2	B	305	A1H8M	C07-C08-C09-C10
2	C	305	A1H8M	C07-C08-C09-C10
2	D	305	A1H8M	C07-C08-C09-C10
2	E	305	A1H8M	C07-C08-C09-C10
2	F	305	A1H8M	C07-C08-C09-C10
2	G	305	A1H8M	C07-C08-C09-C10
2	H	305	A1H8M	C07-C08-C09-C10
2	A	304[A]	A1H8M	O21-C21-C22-C23
2	B	304[A]	A1H8M	O21-C21-C22-C23
2	C	304[A]	A1H8M	O21-C21-C22-C23
2	D	304[A]	A1H8M	O21-C21-C22-C23
2	E	304[A]	A1H8M	O21-C21-C22-C23
2	F	304[A]	A1H8M	O21-C21-C22-C23
2	G	304[A]	A1H8M	O21-C21-C22-C23
2	H	304[A]	A1H8M	O21-C21-C22-C23
2	A	301	A1H8M	N21-C21-C22-C23
2	B	301	A1H8M	N21-C21-C22-C23
2	C	301	A1H8M	N21-C21-C22-C23
2	D	301	A1H8M	N21-C21-C22-C23
2	E	301	A1H8M	N21-C21-C22-C23
2	F	301	A1H8M	N21-C21-C22-C23
2	G	301	A1H8M	N21-C21-C22-C23
2	H	301	A1H8M	N21-C21-C22-C23
2	A	303	A1H8M	O01-C01-C02-C03
2	B	303	A1H8M	O01-C01-C02-C03
2	C	303	A1H8M	O01-C01-C02-C03
2	D	303	A1H8M	O01-C01-C02-C03
2	E	303	A1H8M	O01-C01-C02-C03
2	F	303	A1H8M	O01-C01-C02-C03
2	G	303	A1H8M	O01-C01-C02-C03
2	H	303	A1H8M	O01-C01-C02-C03
2	A	302[B]	A1H8M	O01-C01-C7-N21
2	A	306	A1H8M	O01-C01-C7-N21
2	B	302[B]	A1H8M	O01-C01-C7-N21
2	B	306	A1H8M	O01-C01-C7-N21
2	C	302[B]	A1H8M	O01-C01-C7-N21
2	C	306	A1H8M	O01-C01-C7-N21
2	D	302[B]	A1H8M	O01-C01-C7-N21
2	D	306	A1H8M	O01-C01-C7-N21

Continued on next page...

Continued from previous page...

Mol	Chain	Res	Type	Atoms
2	E	302[B]	A1H8M	O01-C01-C7-N21
2	E	306	A1H8M	O01-C01-C7-N21
2	F	302[B]	A1H8M	O01-C01-C7-N21
2	F	306	A1H8M	O01-C01-C7-N21
2	G	302[B]	A1H8M	O01-C01-C7-N21
2	G	306	A1H8M	O01-C01-C7-N21
2	H	302[B]	A1H8M	O01-C01-C7-N21
2	H	306	A1H8M	O01-C01-C7-N21
2	A	301	A1H8M	C1-O3-P-O1
2	A	301	A1H8M	C1-O3-P-O4
2	A	302[B]	A1H8M	C6-O2-P-O4
2	A	303	A1H8M	C6-O2-P-O1
2	A	304[A]	A1H8M	C6-O2-P-O1
2	A	304[A]	A1H8M	C1-O3-P-O4
2	B	301	A1H8M	C1-O3-P-O1
2	B	301	A1H8M	C1-O3-P-O4
2	B	302[B]	A1H8M	C6-O2-P-O4
2	B	303	A1H8M	C6-O2-P-O1
2	B	304[A]	A1H8M	C6-O2-P-O1
2	B	304[A]	A1H8M	C1-O3-P-O4
2	C	301	A1H8M	C1-O3-P-O1
2	C	301	A1H8M	C1-O3-P-O4
2	C	302[B]	A1H8M	C6-O2-P-O4
2	C	303	A1H8M	C6-O2-P-O1
2	C	304[A]	A1H8M	C6-O2-P-O1
2	C	304[A]	A1H8M	C1-O3-P-O4
2	D	301	A1H8M	C1-O3-P-O1
2	D	301	A1H8M	C1-O3-P-O4
2	D	302[B]	A1H8M	C6-O2-P-O4
2	D	303	A1H8M	C6-O2-P-O1
2	D	304[A]	A1H8M	C6-O2-P-O1
2	D	304[A]	A1H8M	C1-O3-P-O4
2	E	301	A1H8M	C1-O3-P-O1
2	E	301	A1H8M	C1-O3-P-O4
2	E	302[B]	A1H8M	C6-O2-P-O4
2	E	303	A1H8M	C6-O2-P-O1
2	E	304[A]	A1H8M	C6-O2-P-O1
2	E	304[A]	A1H8M	C1-O3-P-O4
2	F	301	A1H8M	C1-O3-P-O1
2	F	301	A1H8M	C1-O3-P-O4
2	F	302[B]	A1H8M	C6-O2-P-O4
2	F	303	A1H8M	C6-O2-P-O1

Continued on next page...

Continued from previous page...

Mol	Chain	Res	Type	Atoms
2	F	304[A]	A1H8M	C6-O2-P-O1
2	F	304[A]	A1H8M	C1-O3-P-O4
2	G	301	A1H8M	C1-O3-P-O1
2	G	301	A1H8M	C1-O3-P-O4
2	G	302[B]	A1H8M	C6-O2-P-O4
2	G	303	A1H8M	C6-O2-P-O1
2	G	304[A]	A1H8M	C6-O2-P-O1
2	G	304[A]	A1H8M	C1-O3-P-O4
2	H	301	A1H8M	C1-O3-P-O1
2	H	301	A1H8M	C1-O3-P-O4
2	H	302[B]	A1H8M	C6-O2-P-O4
2	H	303	A1H8M	C6-O2-P-O1
2	H	304[A]	A1H8M	C6-O2-P-O1
2	H	304[A]	A1H8M	C1-O3-P-O4
2	A	301	A1H8M	O2-C6-C7-N21
2	A	302[B]	A1H8M	C2-C1-O3-P
2	B	301	A1H8M	O2-C6-C7-N21
2	B	302[B]	A1H8M	C2-C1-O3-P
2	C	301	A1H8M	O2-C6-C7-N21
2	C	302[B]	A1H8M	C2-C1-O3-P
2	D	301	A1H8M	O2-C6-C7-N21
2	D	302[B]	A1H8M	C2-C1-O3-P
2	E	301	A1H8M	O2-C6-C7-N21
2	E	302[B]	A1H8M	C2-C1-O3-P
2	F	301	A1H8M	O2-C6-C7-N21
2	F	302[B]	A1H8M	C2-C1-O3-P
2	G	301	A1H8M	O2-C6-C7-N21
2	G	302[B]	A1H8M	C2-C1-O3-P
2	H	301	A1H8M	O2-C6-C7-N21
2	H	302[B]	A1H8M	C2-C1-O3-P
2	A	301	A1H8M	O3-C1-C2-N2
2	A	302[B]	A1H8M	C02-C01-C7-C6
2	A	304[B]	A1H8M	O3-C1-C2-N2
2	B	301	A1H8M	O3-C1-C2-N2
2	B	302[B]	A1H8M	C02-C01-C7-C6
2	B	304[B]	A1H8M	O3-C1-C2-N2
2	C	301	A1H8M	O3-C1-C2-N2
2	C	302[B]	A1H8M	C02-C01-C7-C6
2	C	304[B]	A1H8M	O3-C1-C2-N2
2	D	301	A1H8M	O3-C1-C2-N2
2	D	302[B]	A1H8M	C02-C01-C7-C6
2	D	304[B]	A1H8M	O3-C1-C2-N2

Continued on next page...

Continued from previous page...

Mol	Chain	Res	Type	Atoms
2	E	301	A1H8M	O3-C1-C2-N2
2	E	302[B]	A1H8M	C02-C01-C7-C6
2	E	304[B]	A1H8M	O3-C1-C2-N2
2	F	301	A1H8M	O3-C1-C2-N2
2	F	302[B]	A1H8M	C02-C01-C7-C6
2	F	304[B]	A1H8M	O3-C1-C2-N2
2	G	301	A1H8M	O3-C1-C2-N2
2	G	302[B]	A1H8M	C02-C01-C7-C6
2	G	304[B]	A1H8M	O3-C1-C2-N2
2	H	301	A1H8M	O3-C1-C2-N2
2	H	302[B]	A1H8M	C02-C01-C7-C6
2	H	304[B]	A1H8M	O3-C1-C2-N2
2	A	303	A1H8M	C6-C7-N21-C21
2	B	303	A1H8M	C6-C7-N21-C21
2	C	303	A1H8M	C6-C7-N21-C21
2	D	303	A1H8M	C6-C7-N21-C21
2	E	303	A1H8M	C6-C7-N21-C21
2	F	303	A1H8M	C6-C7-N21-C21
2	G	303	A1H8M	C6-C7-N21-C21
2	H	303	A1H8M	C6-C7-N21-C21
2	B	302[B]	A1H8M	O21-C21-C22-C23
2	A	302[B]	A1H8M	O21-C21-C22-C23
2	C	302[B]	A1H8M	O21-C21-C22-C23
2	D	302[B]	A1H8M	O21-C21-C22-C23
2	E	302[B]	A1H8M	O21-C21-C22-C23
2	F	302[B]	A1H8M	O21-C21-C22-C23
2	G	302[B]	A1H8M	O21-C21-C22-C23
2	H	302[B]	A1H8M	O21-C21-C22-C23
2	A	301	A1H8M	C21-C22-C23-C24
2	B	301	A1H8M	C21-C22-C23-C24
2	C	301	A1H8M	C21-C22-C23-C24
2	E	301	A1H8M	C21-C22-C23-C24
2	F	301	A1H8M	C21-C22-C23-C24
2	G	301	A1H8M	C21-C22-C23-C24
2	H	301	A1H8M	C21-C22-C23-C24
2	H	304[A]	A1H8M	C28-C29-C30-C31
2	A	304[A]	A1H8M	C28-C29-C30-C31
2	B	304[A]	A1H8M	C28-C29-C30-C31
2	C	304[A]	A1H8M	C28-C29-C30-C31
2	D	304[A]	A1H8M	C28-C29-C30-C31
2	E	304[A]	A1H8M	C28-C29-C30-C31
2	F	304[A]	A1H8M	C28-C29-C30-C31

Continued on next page...

Continued from previous page...

Mol	Chain	Res	Type	Atoms
2	G	304[A]	A1H8M	C28-C29-C30-C31
2	D	301	A1H8M	C21-C22-C23-C24
2	A	302[B]	A1H8M	N21-C21-C22-C23
2	B	302[B]	A1H8M	N21-C21-C22-C23
2	C	302[B]	A1H8M	N21-C21-C22-C23
2	D	302[B]	A1H8M	N21-C21-C22-C23
2	E	302[B]	A1H8M	N21-C21-C22-C23
2	F	302[B]	A1H8M	N21-C21-C22-C23
2	G	302[B]	A1H8M	N21-C21-C22-C23
2	H	302[B]	A1H8M	N21-C21-C22-C23
2	A	304[B]	A1H8M	O21-C21-C22-C23
2	B	304[B]	A1H8M	O21-C21-C22-C23
2	C	304[B]	A1H8M	O21-C21-C22-C23
2	D	304[B]	A1H8M	O21-C21-C22-C23
2	E	304[B]	A1H8M	O21-C21-C22-C23
2	F	304[B]	A1H8M	O21-C21-C22-C23
2	G	304[B]	A1H8M	O21-C21-C22-C23
2	H	304[B]	A1H8M	O21-C21-C22-C23
2	A	302[A]	A1H8M	C05-C06-C07-C08
2	C	302[A]	A1H8M	C05-C06-C07-C08
2	D	302[A]	A1H8M	C05-C06-C07-C08
2	E	302[A]	A1H8M	C05-C06-C07-C08
2	G	302[A]	A1H8M	C05-C06-C07-C08
2	B	302[A]	A1H8M	C05-C06-C07-C08
2	H	302[A]	A1H8M	C05-C06-C07-C08
2	A	303	A1H8M	C01-C02-C03-C04
2	B	303	A1H8M	C01-C02-C03-C04
2	C	303	A1H8M	C01-C02-C03-C04
2	D	303	A1H8M	C01-C02-C03-C04
2	E	303	A1H8M	C01-C02-C03-C04
2	F	303	A1H8M	C01-C02-C03-C04
2	G	303	A1H8M	C01-C02-C03-C04
2	H	303	A1H8M	C01-C02-C03-C04
2	F	302[A]	A1H8M	C05-C06-C07-C08
2	A	302[A]	A1H8M	C21-C22-C23-C24
2	B	302[A]	A1H8M	C21-C22-C23-C24
2	C	302[A]	A1H8M	C21-C22-C23-C24
2	D	302[A]	A1H8M	C21-C22-C23-C24
2	E	302[A]	A1H8M	C21-C22-C23-C24
2	F	302[A]	A1H8M	C21-C22-C23-C24
2	G	302[A]	A1H8M	C21-C22-C23-C24
2	H	302[A]	A1H8M	C21-C22-C23-C24

Continued on next page...

Continued from previous page...

Mol	Chain	Res	Type	Atoms
2	A	302[A]	A1H8M	C6-C7-N21-C21
2	B	302[A]	A1H8M	C6-C7-N21-C21
2	C	302[A]	A1H8M	C6-C7-N21-C21
2	D	302[A]	A1H8M	C6-C7-N21-C21
2	E	302[A]	A1H8M	C6-C7-N21-C21
2	F	302[A]	A1H8M	C6-C7-N21-C21
2	G	302[A]	A1H8M	C6-C7-N21-C21
2	H	302[A]	A1H8M	C6-C7-N21-C21
2	F	301	A1H8M	C02-C03-C04-C05
2	A	301	A1H8M	C02-C03-C04-C05
2	B	301	A1H8M	C02-C03-C04-C05
2	C	301	A1H8M	C02-C03-C04-C05
2	D	301	A1H8M	C02-C03-C04-C05
2	E	301	A1H8M	C02-C03-C04-C05
2	G	301	A1H8M	C02-C03-C04-C05
2	H	301	A1H8M	C02-C03-C04-C05
2	A	304[B]	A1H8M	N21-C21-C22-C23
2	C	304[B]	A1H8M	N21-C21-C22-C23
2	E	304[B]	A1H8M	N21-C21-C22-C23
2	F	304[B]	A1H8M	N21-C21-C22-C23
2	G	304[B]	A1H8M	N21-C21-C22-C23
2	H	304[B]	A1H8M	N21-C21-C22-C23
2	B	304[B]	A1H8M	N21-C21-C22-C23
2	D	304[B]	A1H8M	N21-C21-C22-C23
2	A	304[A]	A1H8M	C05-C06-C07-C08
2	B	304[A]	A1H8M	C05-C06-C07-C08
2	C	304[A]	A1H8M	C05-C06-C07-C08
2	D	304[A]	A1H8M	C05-C06-C07-C08
2	E	304[A]	A1H8M	C05-C06-C07-C08
2	F	304[A]	A1H8M	C05-C06-C07-C08
2	G	304[A]	A1H8M	C05-C06-C07-C08
2	H	304[A]	A1H8M	C05-C06-C07-C08
2	B	305	A1H8M	C26-C27-C28-C29
2	F	305	A1H8M	C26-C27-C28-C29
2	H	305	A1H8M	C26-C27-C28-C29
2	A	305	A1H8M	C26-C27-C28-C29
2	C	305	A1H8M	C26-C27-C28-C29
2	E	305	A1H8M	C26-C27-C28-C29
2	G	305	A1H8M	C26-C27-C28-C29
2	D	305	A1H8M	C26-C27-C28-C29
2	A	306	A1H8M	O21-C21-C22-C23
2	C	306	A1H8M	O21-C21-C22-C23

Continued on next page...

Continued from previous page...

Mol	Chain	Res	Type	Atoms
2	D	306	A1H8M	O21-C21-C22-C23
2	E	306	A1H8M	O21-C21-C22-C23
2	F	306	A1H8M	O21-C21-C22-C23
2	G	306	A1H8M	O21-C21-C22-C23
2	H	306	A1H8M	O21-C21-C22-C23
2	B	306	A1H8M	O21-C21-C22-C23
2	A	306	A1H8M	C6-O2-P-O4
2	B	306	A1H8M	C6-O2-P-O4
2	C	306	A1H8M	C6-O2-P-O4
2	D	306	A1H8M	C6-O2-P-O4
2	E	306	A1H8M	C6-O2-P-O4
2	F	306	A1H8M	C6-O2-P-O4
2	G	306	A1H8M	C6-O2-P-O4
2	H	306	A1H8M	C6-O2-P-O4
2	B	305	A1H8M	C22-C23-C24-C25
2	A	305	A1H8M	C22-C23-C24-C25
2	C	305	A1H8M	C22-C23-C24-C25
2	E	305	A1H8M	C22-C23-C24-C25
2	F	305	A1H8M	C22-C23-C24-C25
2	G	305	A1H8M	C22-C23-C24-C25
2	D	305	A1H8M	C22-C23-C24-C25
2	H	305	A1H8M	C22-C23-C24-C25
2	A	302[A]	A1H8M	O2-C6-C7-N21
2	A	304[B]	A1H8M	C2-C1-O3-P
2	A	306	A1H8M	C2-C1-O3-P
2	B	302[A]	A1H8M	O2-C6-C7-N21
2	B	304[B]	A1H8M	C2-C1-O3-P
2	B	306	A1H8M	C2-C1-O3-P
2	C	302[A]	A1H8M	O2-C6-C7-N21
2	C	304[B]	A1H8M	C2-C1-O3-P
2	C	306	A1H8M	C2-C1-O3-P
2	D	302[A]	A1H8M	O2-C6-C7-N21
2	D	304[B]	A1H8M	C2-C1-O3-P
2	D	306	A1H8M	C2-C1-O3-P
2	E	302[A]	A1H8M	O2-C6-C7-N21
2	E	304[B]	A1H8M	C2-C1-O3-P
2	E	306	A1H8M	C2-C1-O3-P
2	F	302[A]	A1H8M	O2-C6-C7-N21
2	F	304[B]	A1H8M	C2-C1-O3-P
2	F	306	A1H8M	C2-C1-O3-P
2	G	302[A]	A1H8M	O2-C6-C7-N21
2	G	304[B]	A1H8M	C2-C1-O3-P

Continued on next page...

Continued from previous page...

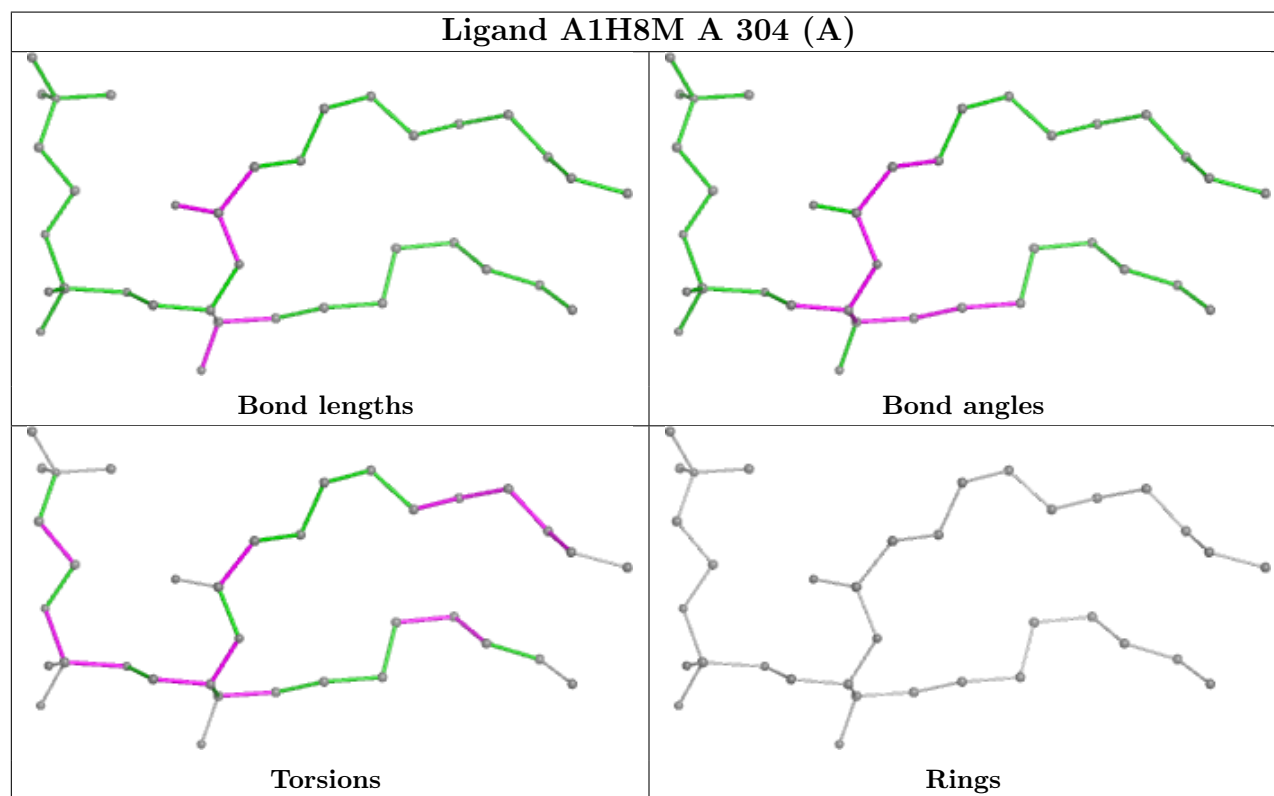
Mol	Chain	Res	Type	Atoms
2	G	306	A1H8M	C2-C1-O3-P
2	H	302[A]	A1H8M	O2-C6-C7-N21
2	H	304[B]	A1H8M	C2-C1-O3-P
2	H	306	A1H8M	C2-C1-O3-P
2	B	303	A1H8M	C24-C25-C26-C27
2	A	303	A1H8M	C24-C25-C26-C27
2	C	303	A1H8M	C24-C25-C26-C27
2	D	303	A1H8M	C24-C25-C26-C27
2	E	303	A1H8M	C24-C25-C26-C27
2	F	303	A1H8M	C24-C25-C26-C27
2	G	303	A1H8M	C24-C25-C26-C27
2	H	303	A1H8M	C24-C25-C26-C27

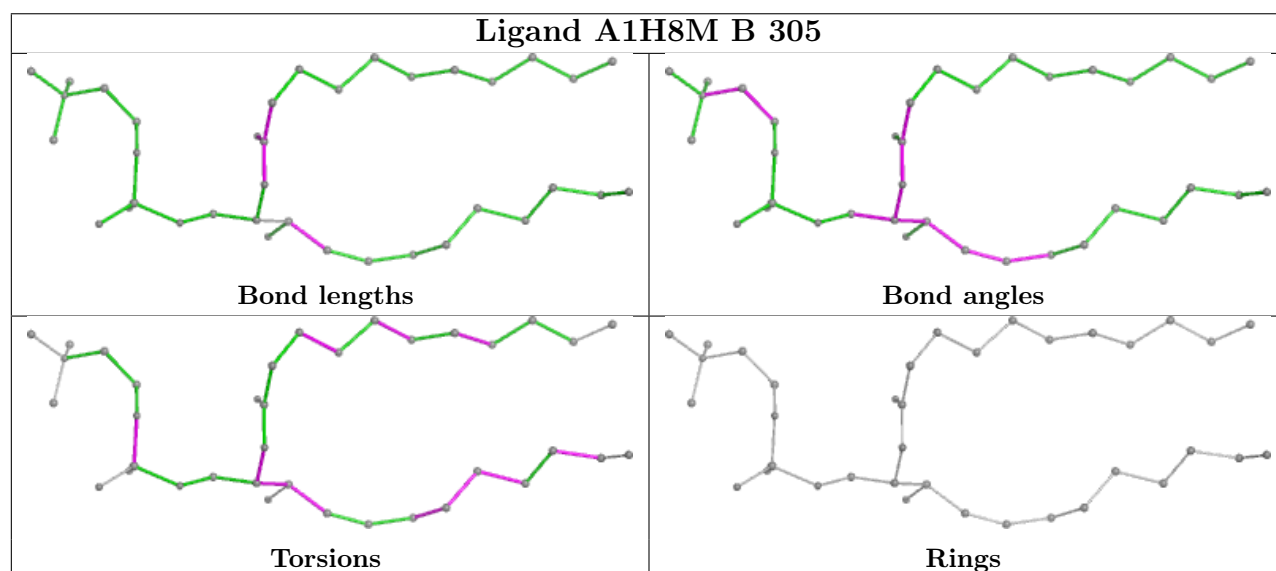
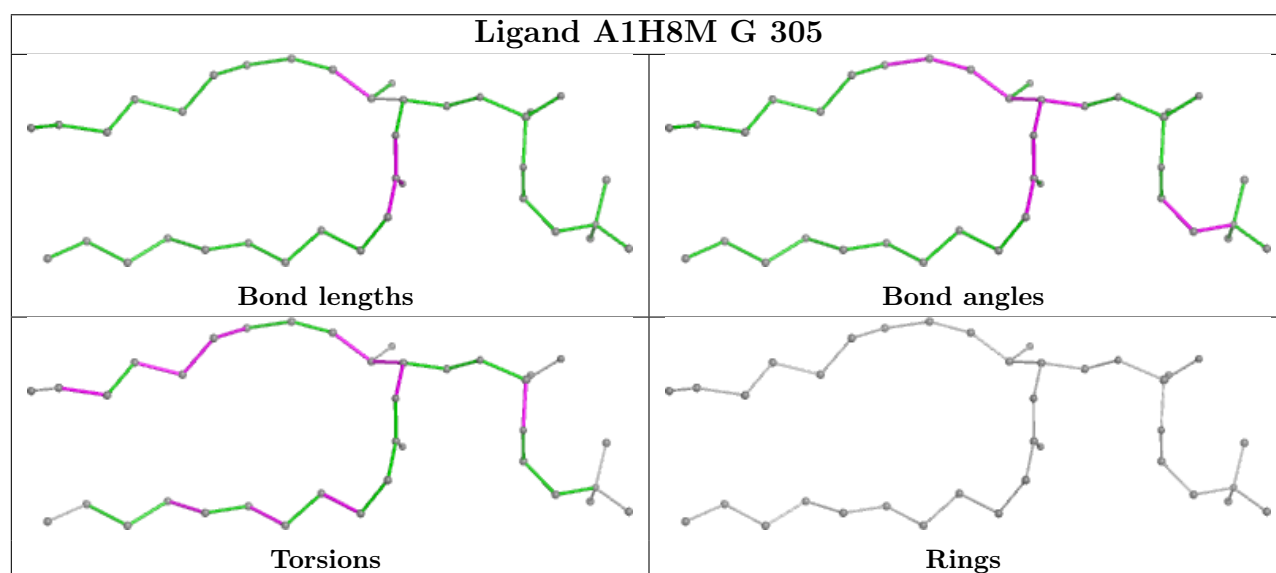
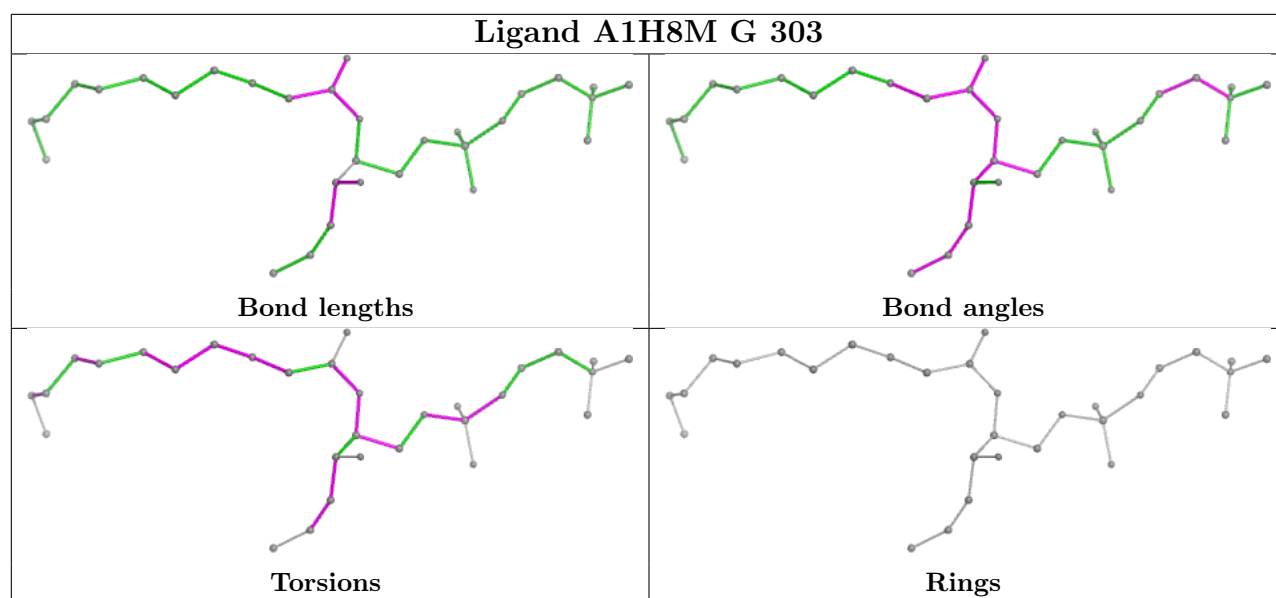
There are no ring outliers.

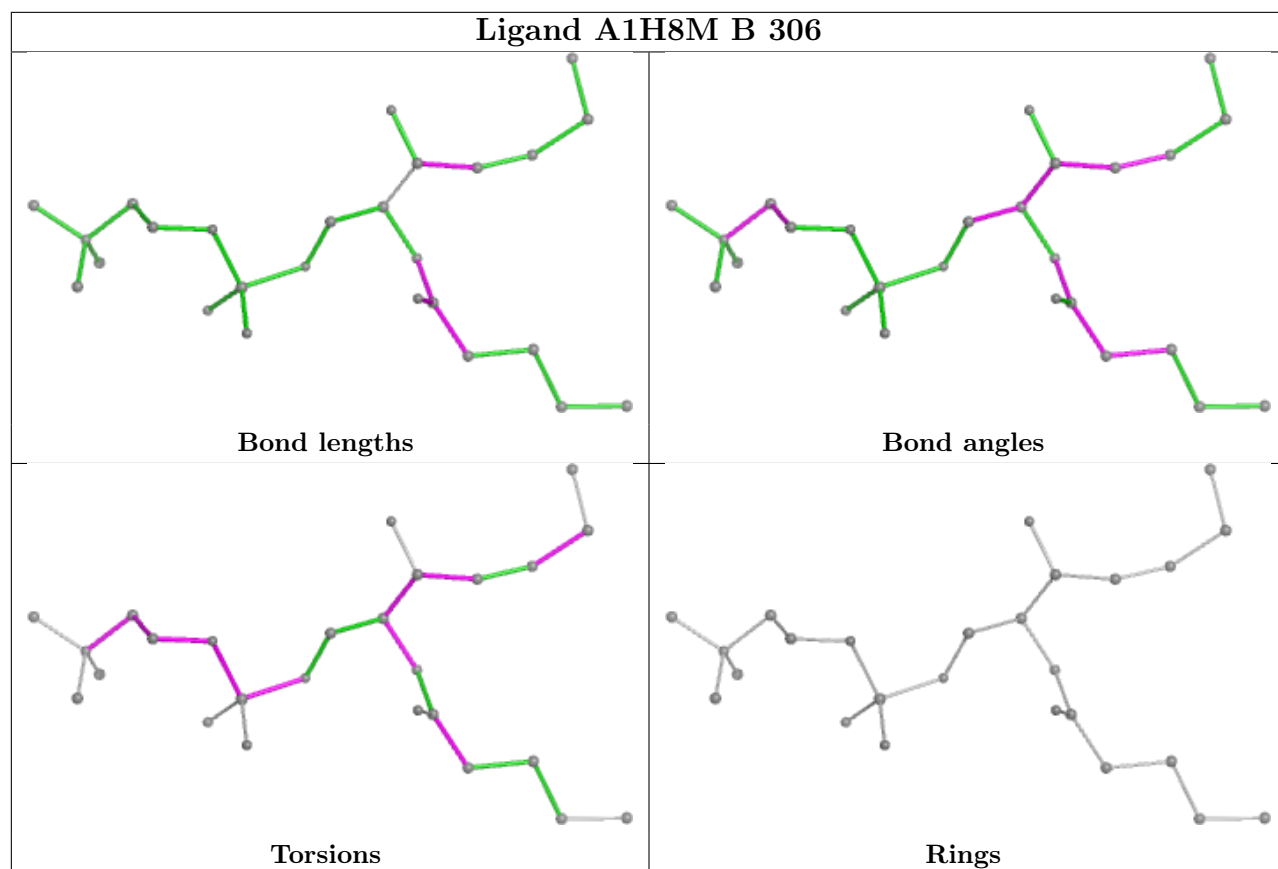
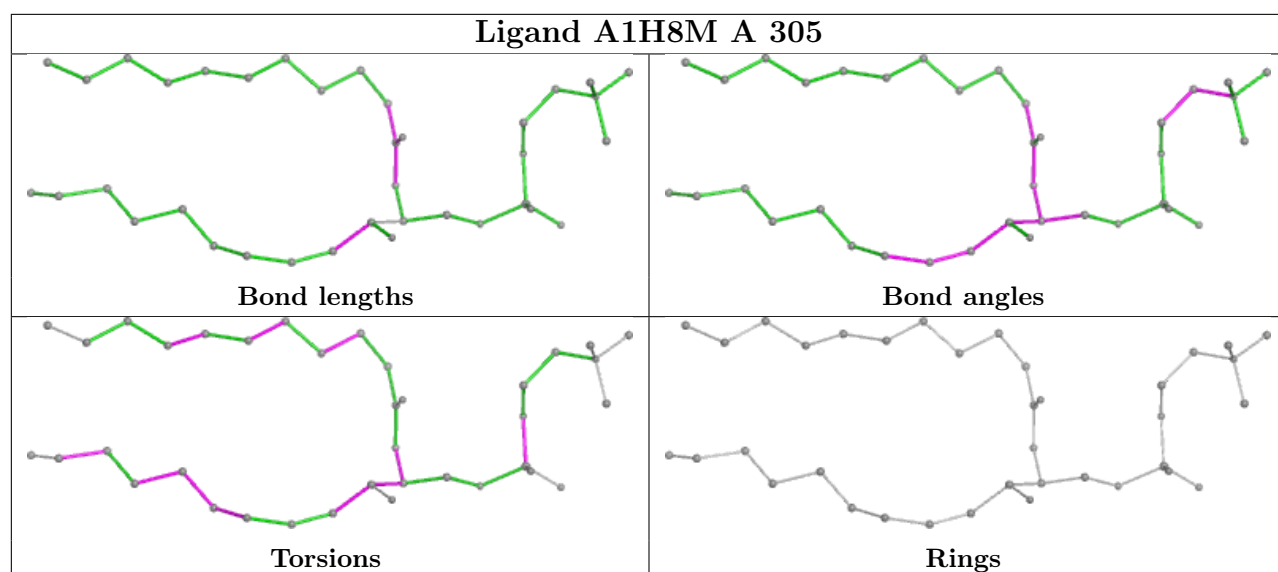
24 monomers are involved in 24 short contacts:

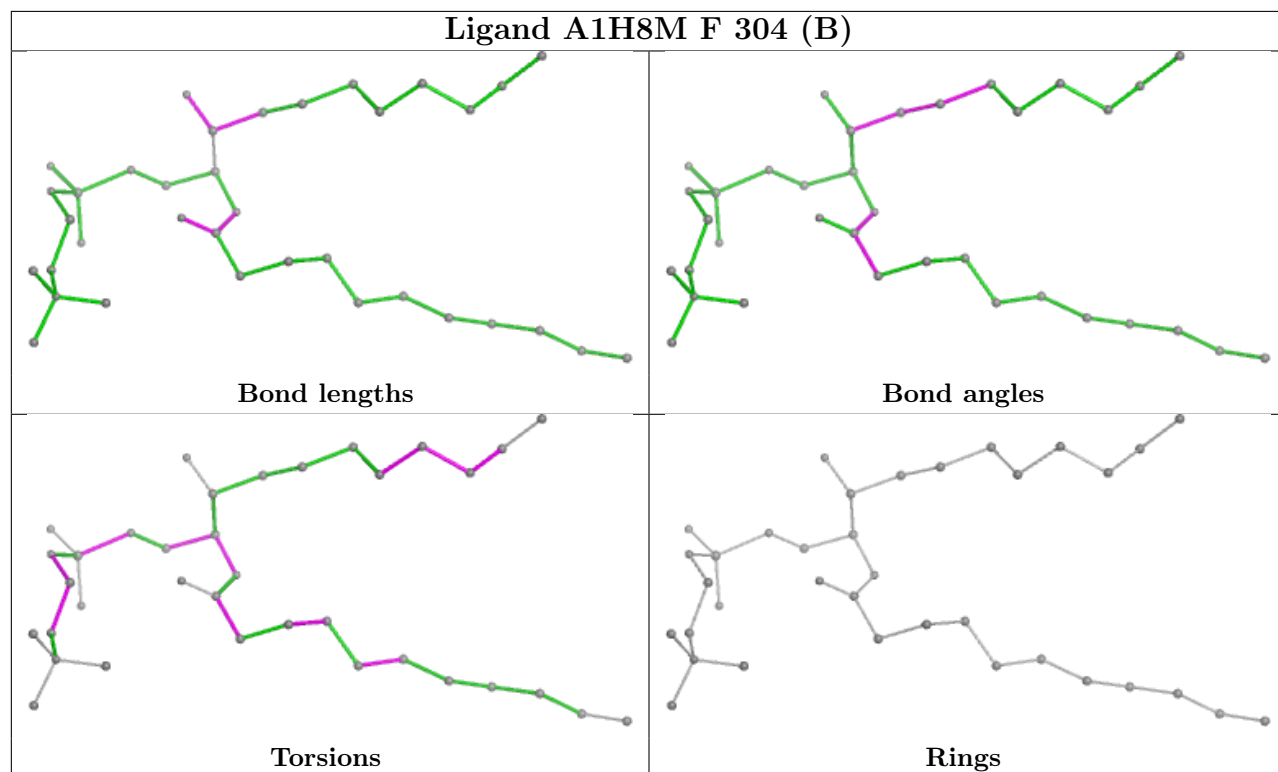
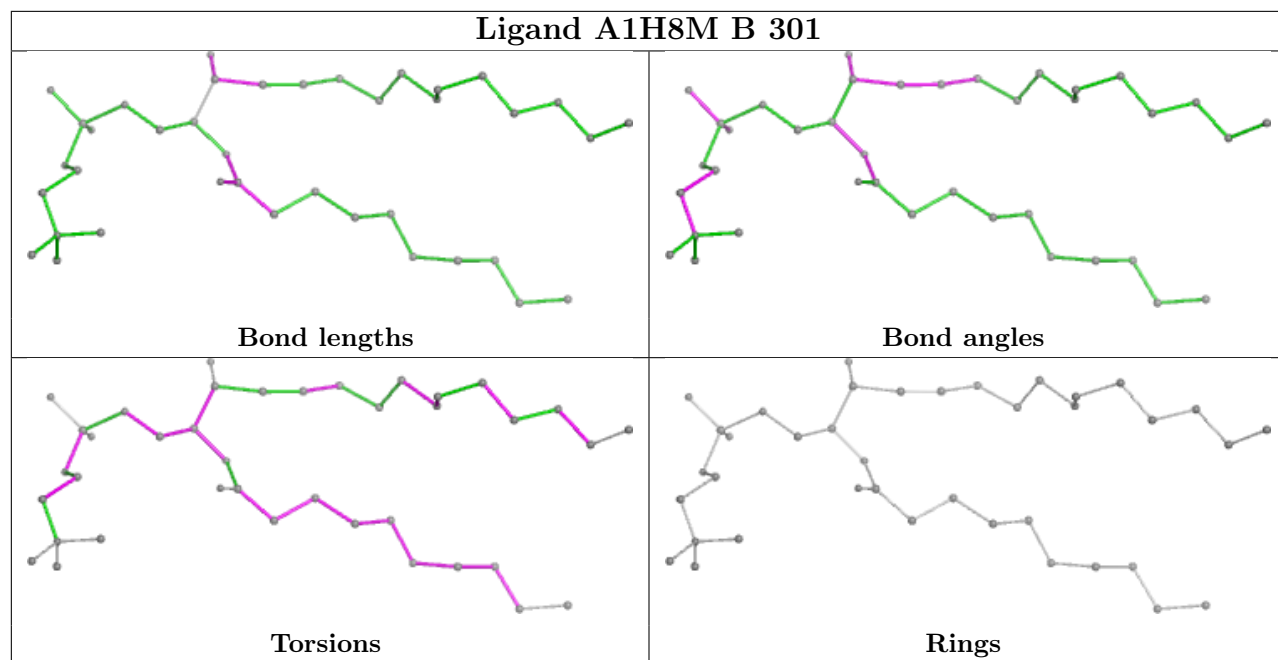
Mol	Chain	Res	Type	Clashes	Symm-Clashes
2	B	306	A1H8M	1	0
2	B	301	A1H8M	1	0
2	F	304[B]	A1H8M	1	0
2	D	301	A1H8M	1	0
2	H	306	A1H8M	1	0
2	C	304[B]	A1H8M	1	0
2	C	306	A1H8M	1	0
2	F	301	A1H8M	1	0
2	A	306	A1H8M	1	0
2	D	306	A1H8M	1	0
2	E	306	A1H8M	1	0
2	E	304[B]	A1H8M	1	0
2	G	304[B]	A1H8M	1	0
2	H	304[B]	A1H8M	1	0
2	A	301	A1H8M	1	0
2	F	306	A1H8M	1	0
2	B	304[B]	A1H8M	1	0
2	A	304[B]	A1H8M	1	0
2	G	301	A1H8M	1	0
2	G	306	A1H8M	1	0
2	E	301	A1H8M	1	0
2	H	301	A1H8M	1	0
2	D	304[B]	A1H8M	1	0
2	C	301	A1H8M	1	0

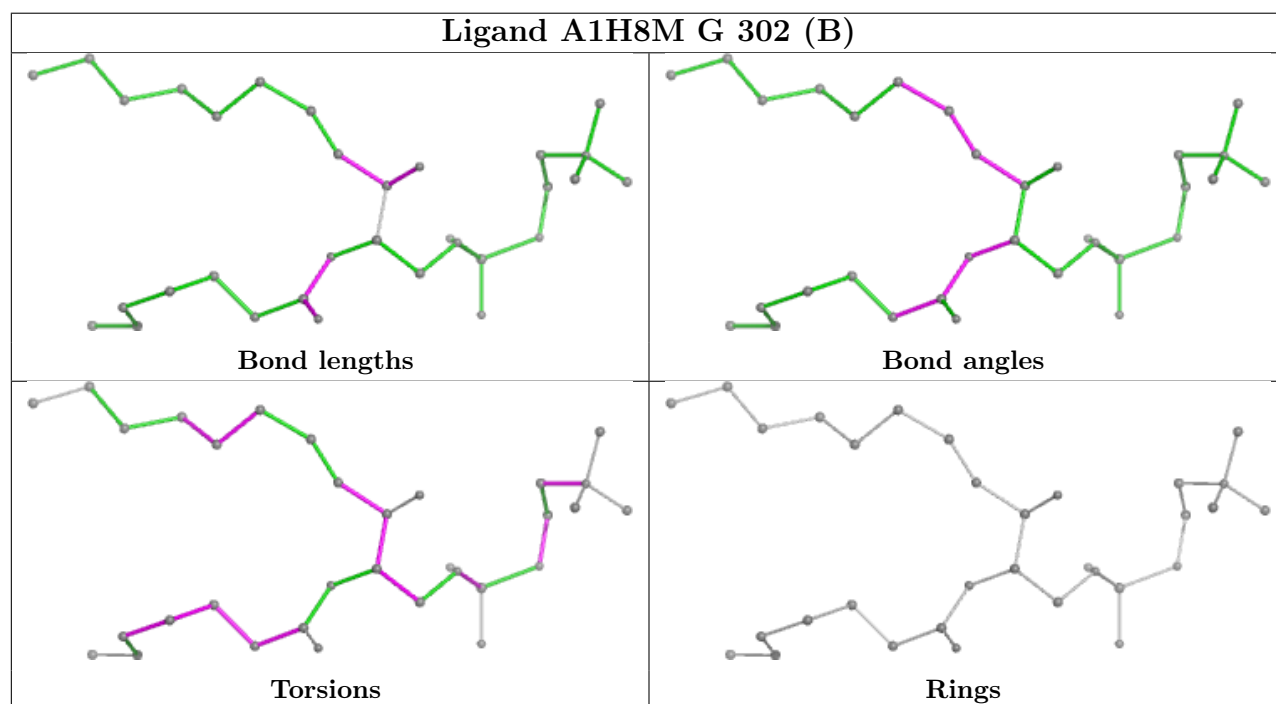
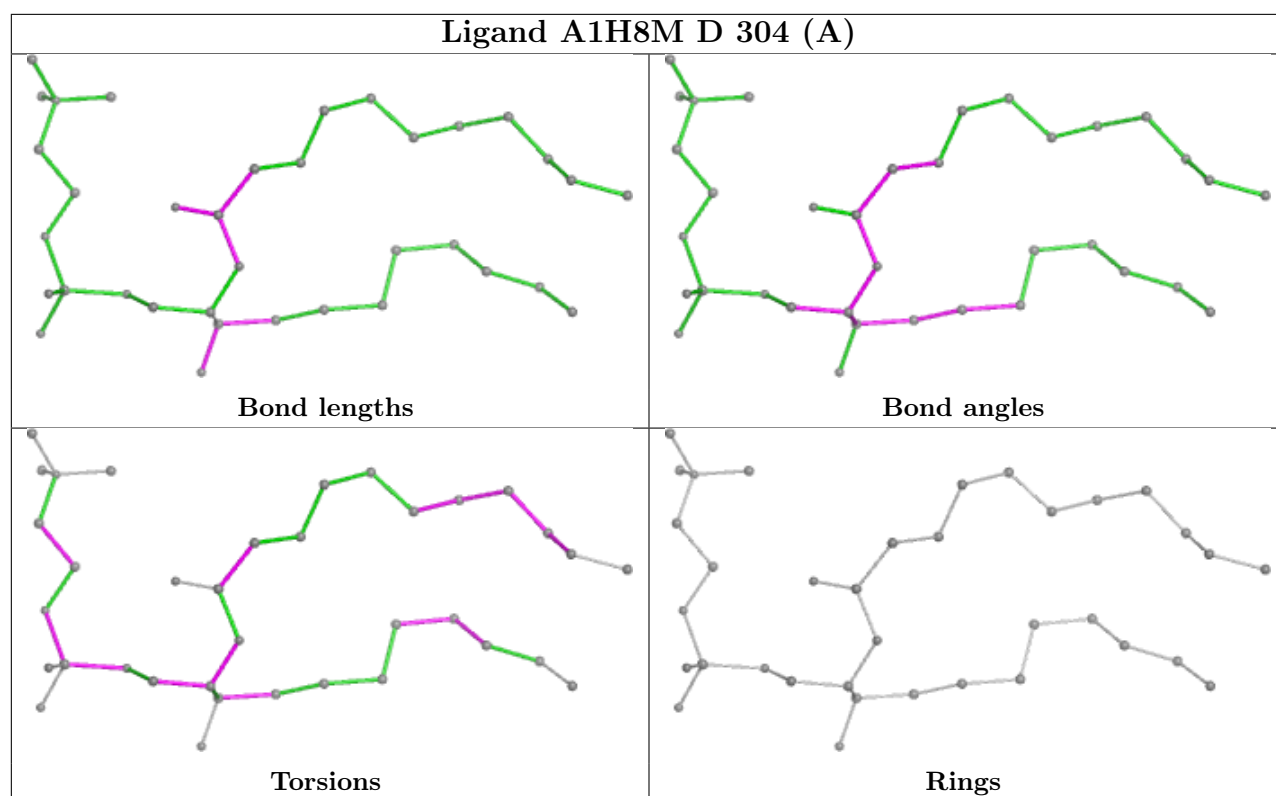
The following is a two-dimensional graphical depiction of Mogul quality analysis of bond lengths, bond angles, torsion angles, and ring geometry for all instances of the Ligand of Interest. In addition, ligands with molecular weight > 250 and outliers as shown on the validation Tables will also be included. For torsion angles, if less than 5% of the Mogul distribution of torsion angles is within 10 degrees of the torsion angle in question, then that torsion angle is considered an outlier. Any bond that is central to one or more torsion angles identified as an outlier by Mogul will be highlighted in the graph. For rings, the root-mean-square deviation (RMSD) between the ring in question and similar rings identified by Mogul is calculated over all ring torsion angles. If the average RMSD is greater than 60 degrees and the minimal RMSD between the ring in question and any Mogul-identified rings is also greater than 60 degrees, then that ring is considered an outlier. The outliers are highlighted in purple. The color gray indicates Mogul did not find sufficient equivalents in the CSD to analyse the geometry.

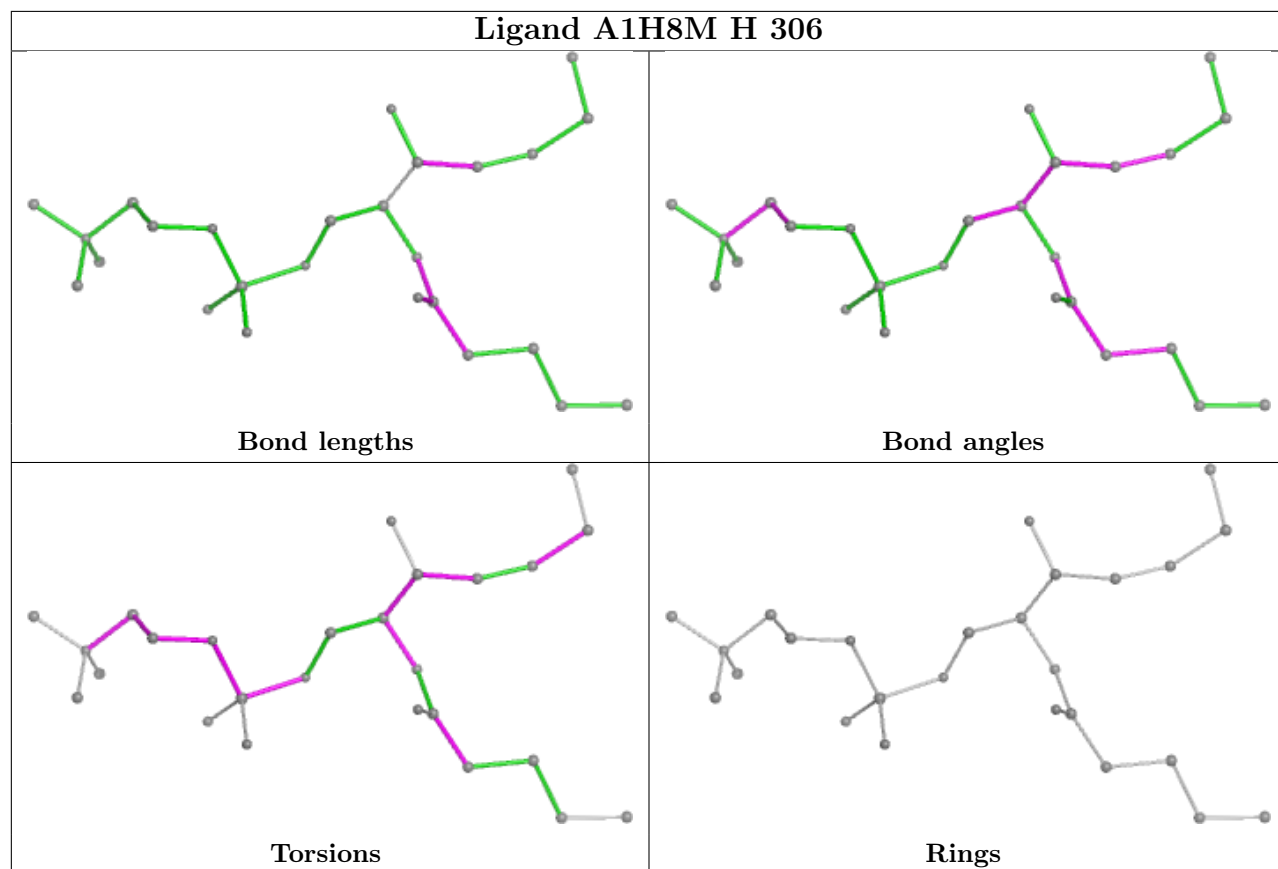
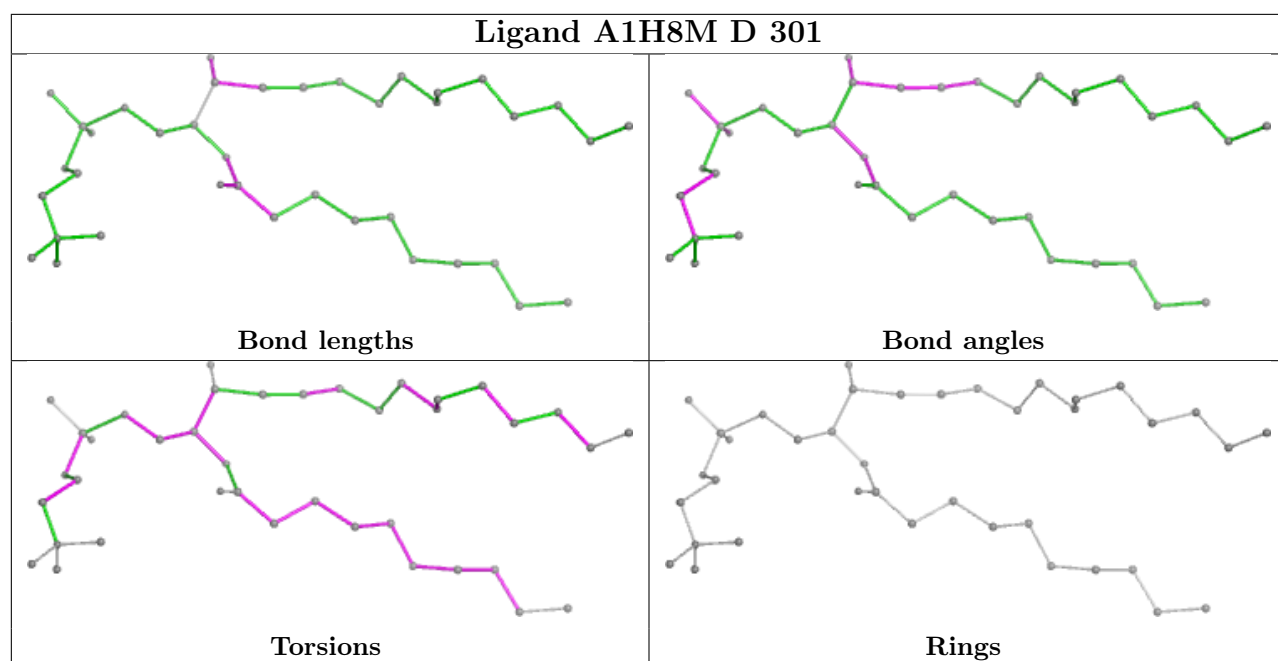


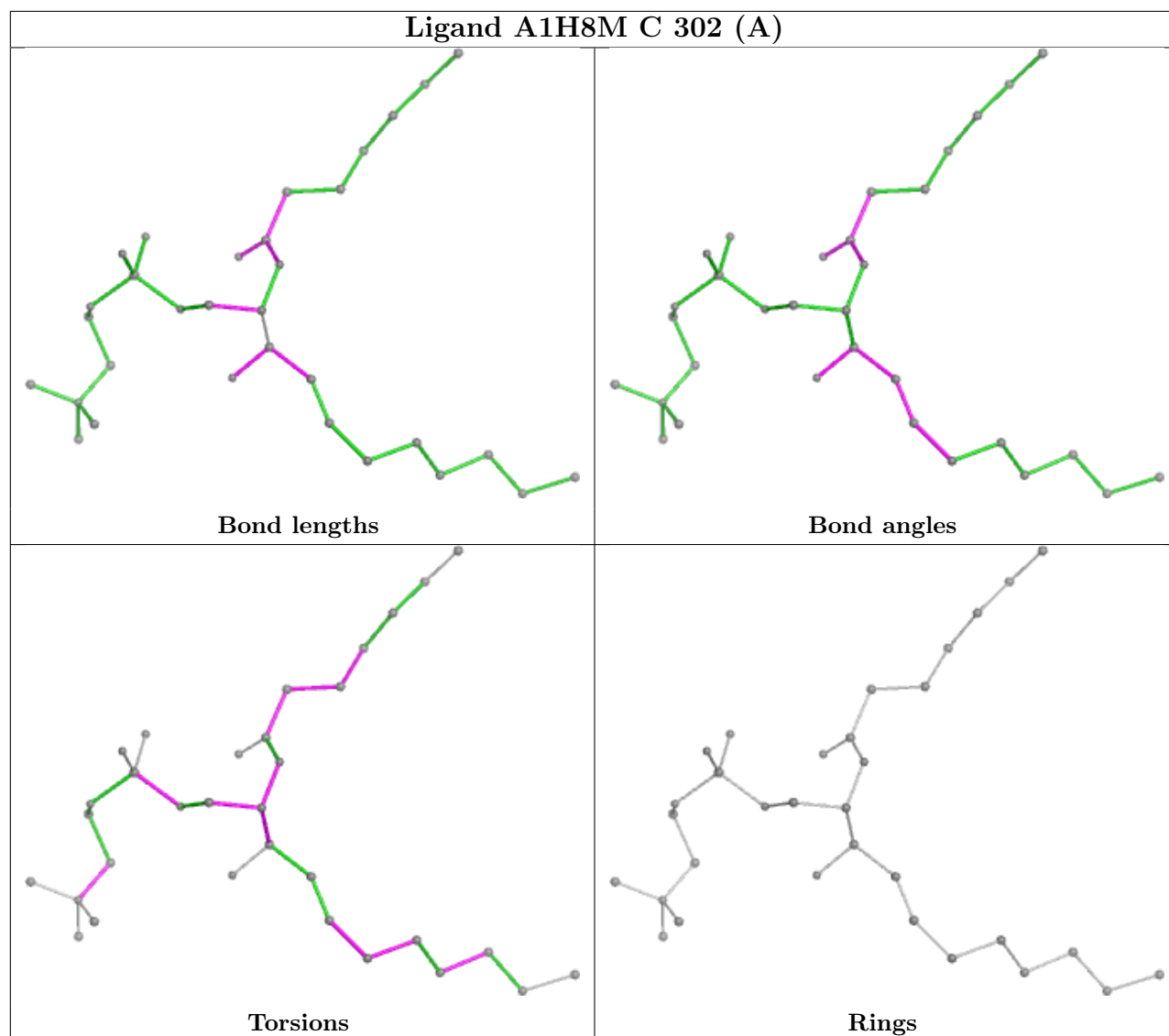
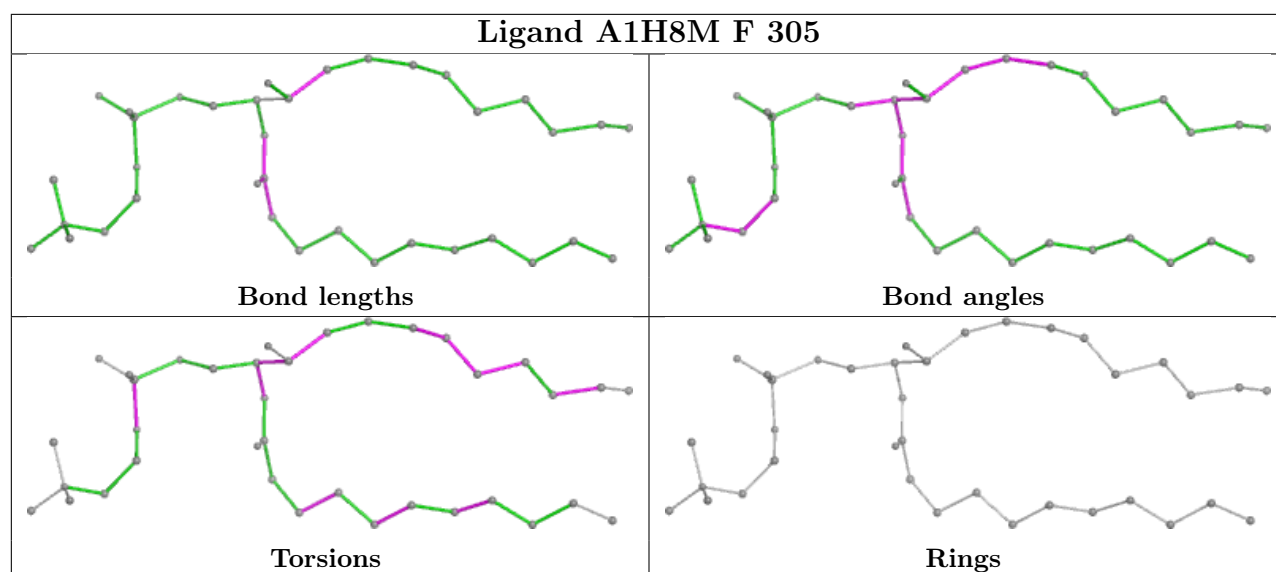


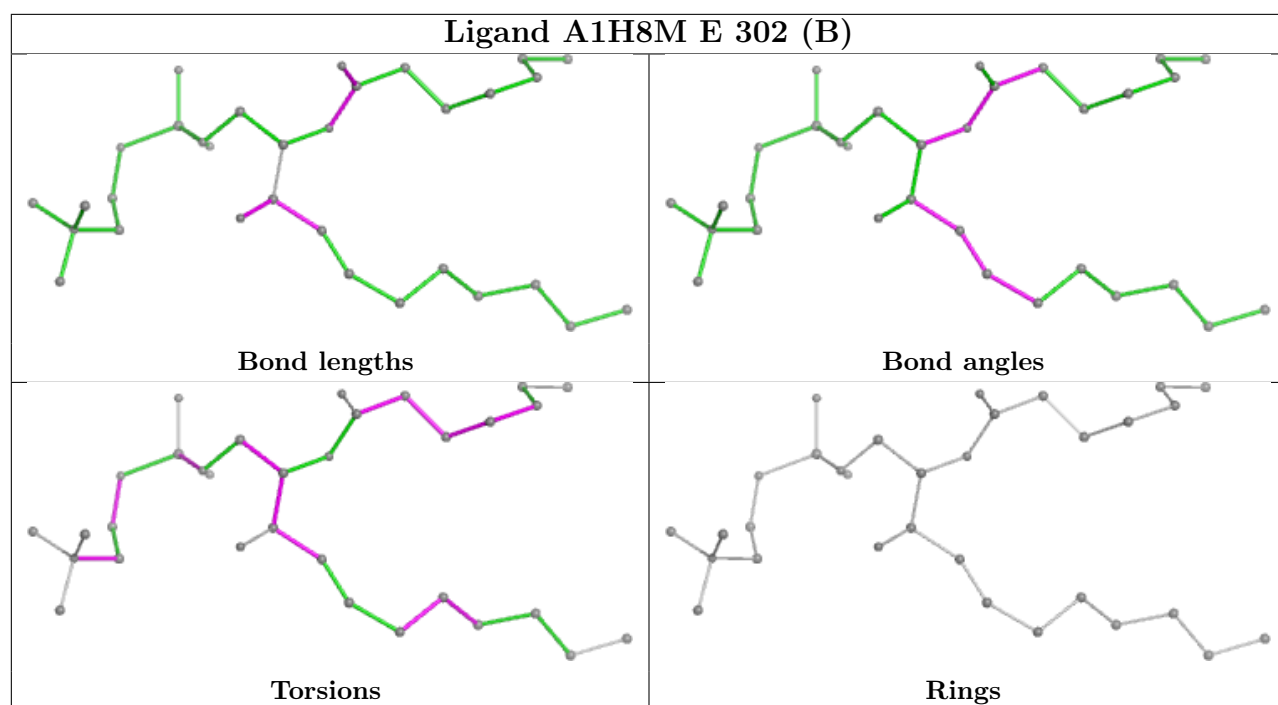


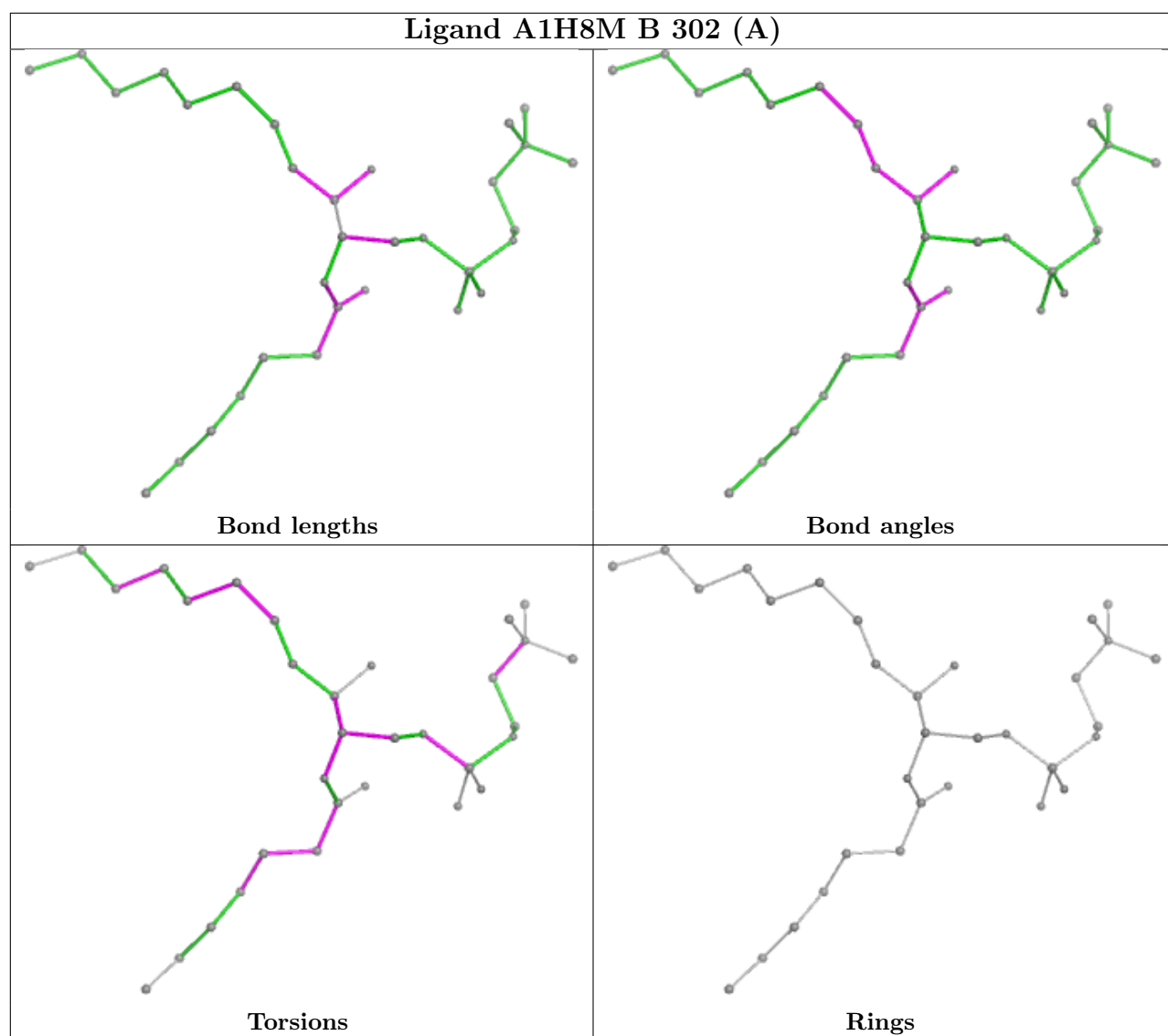




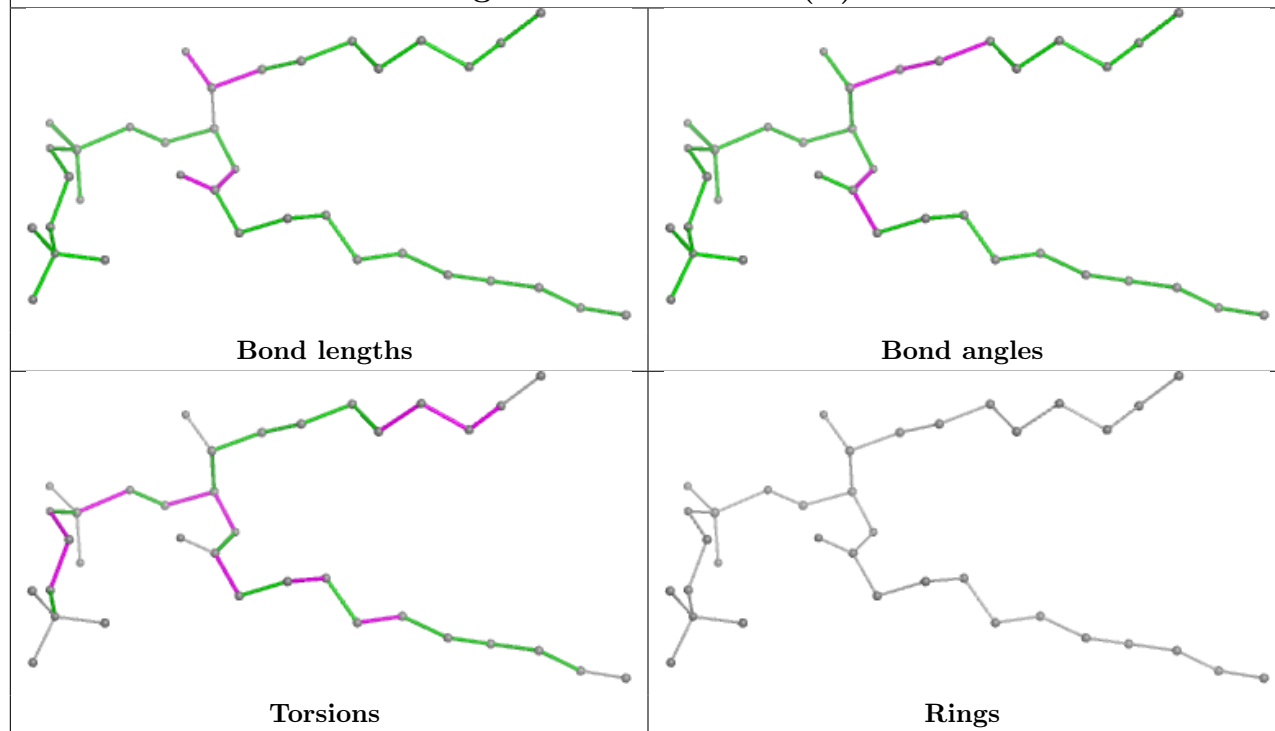




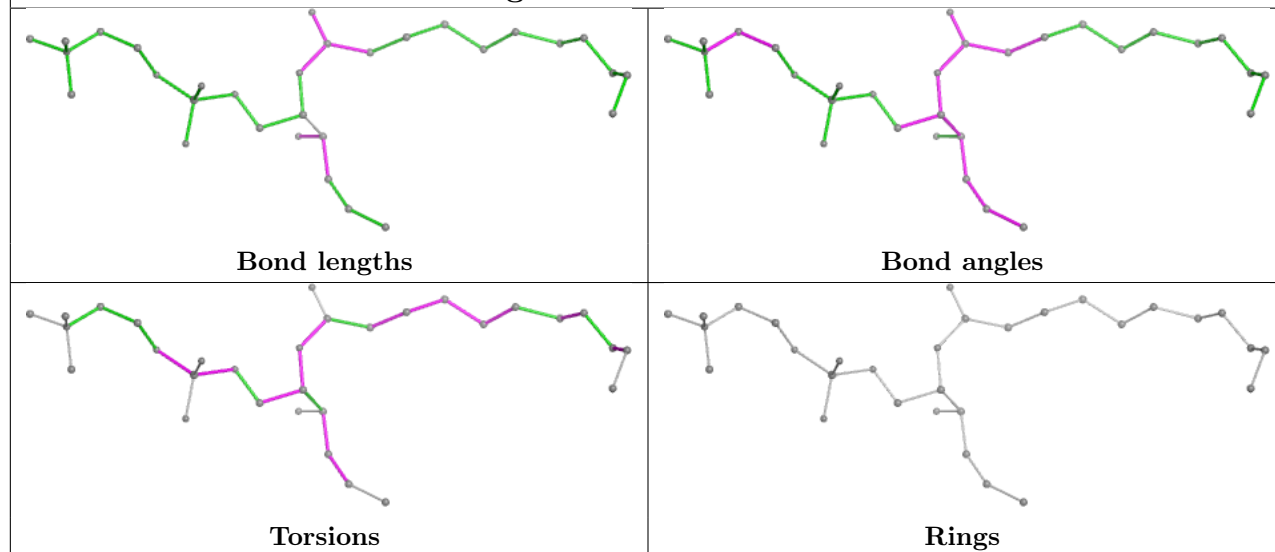


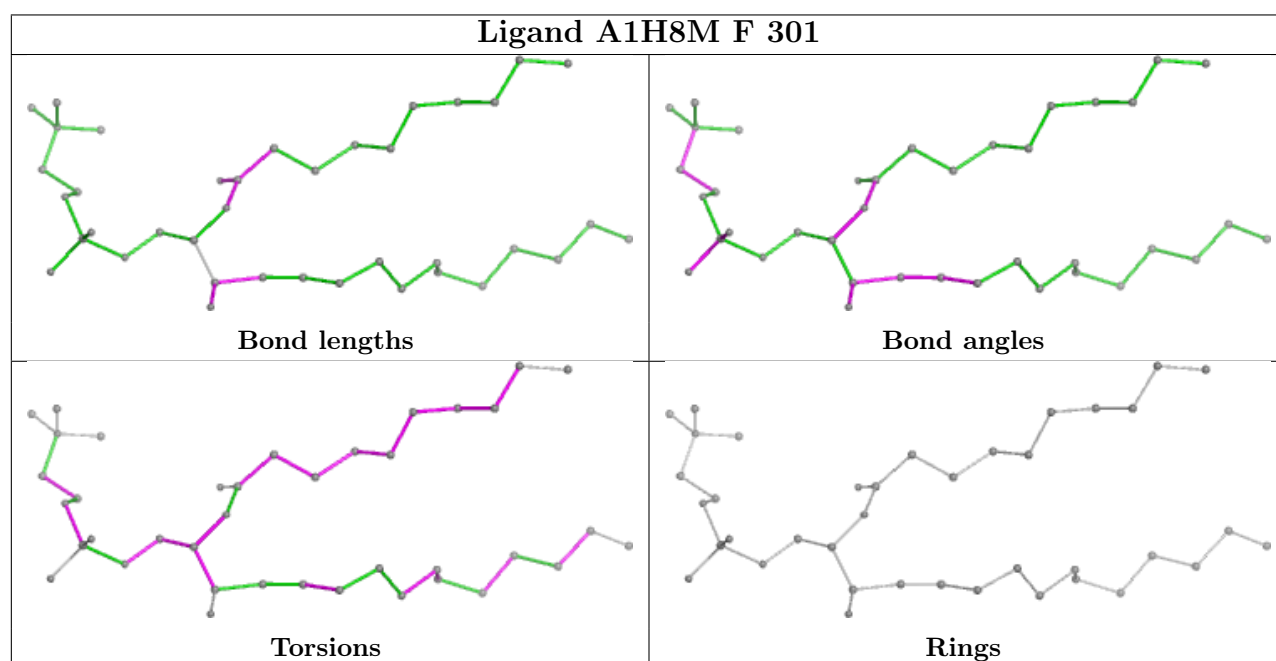
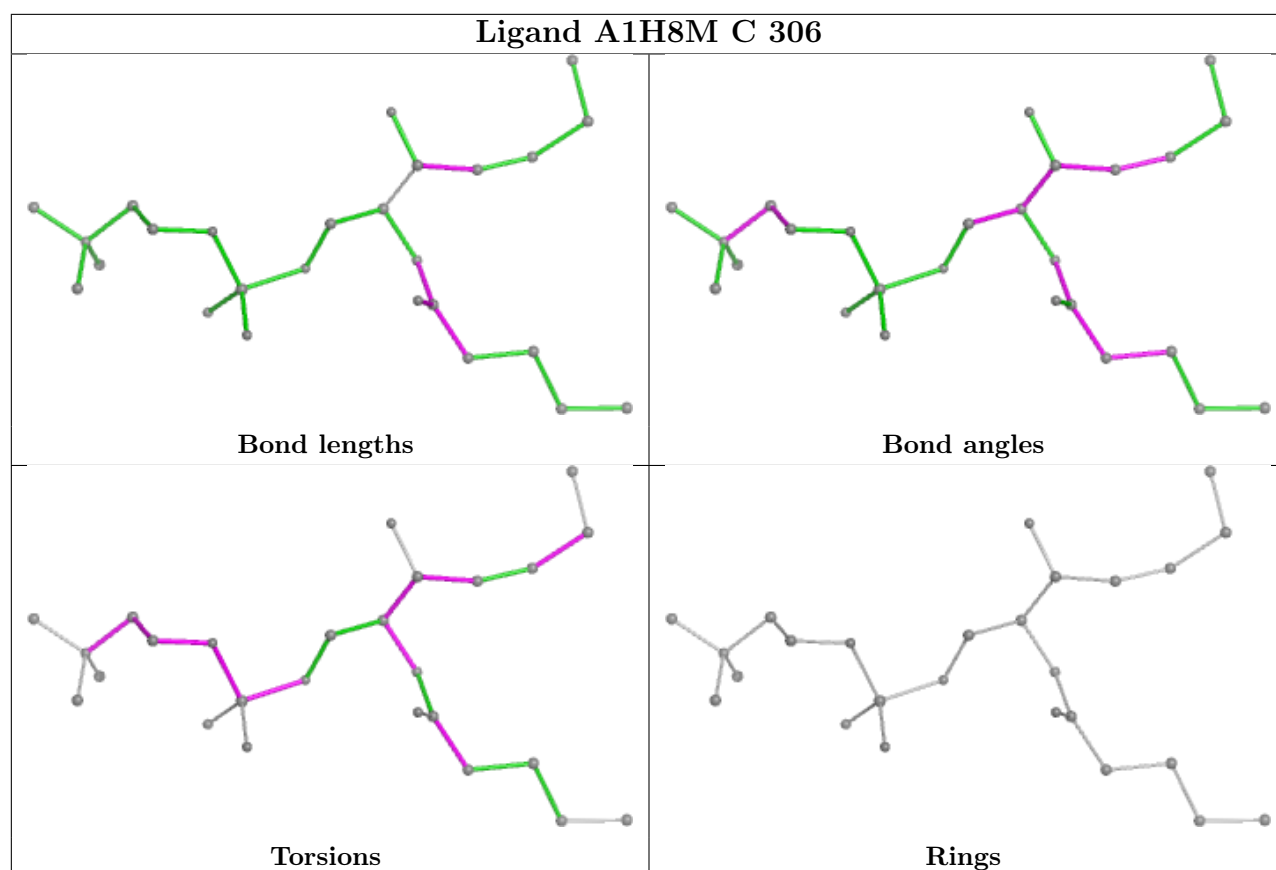


Ligand A1H8M C 304 (B)

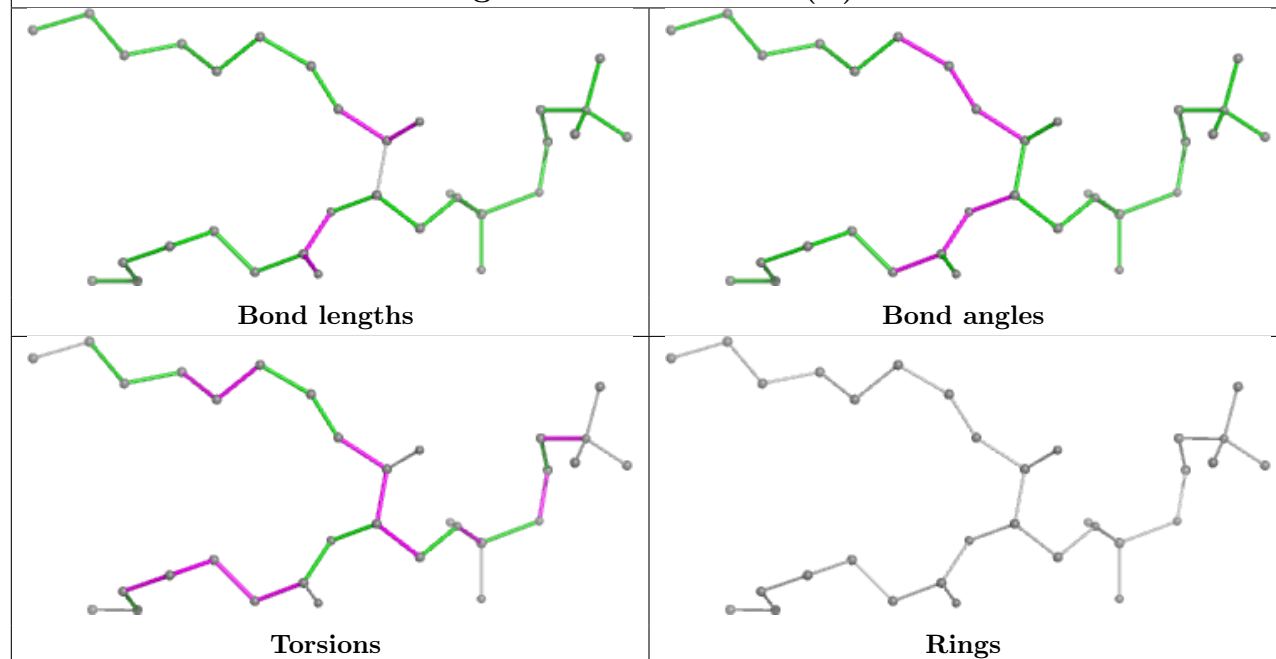


Ligand A1H8M B 303

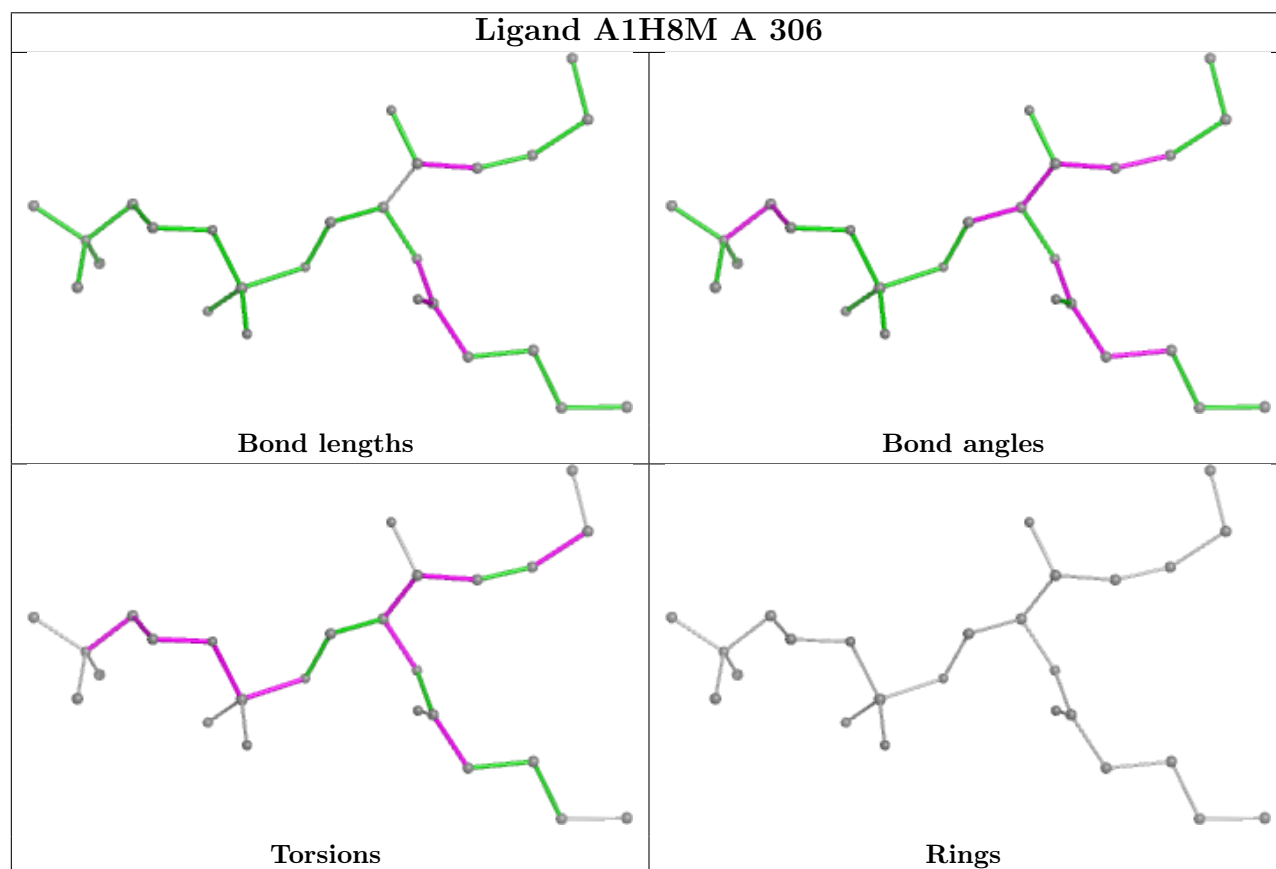


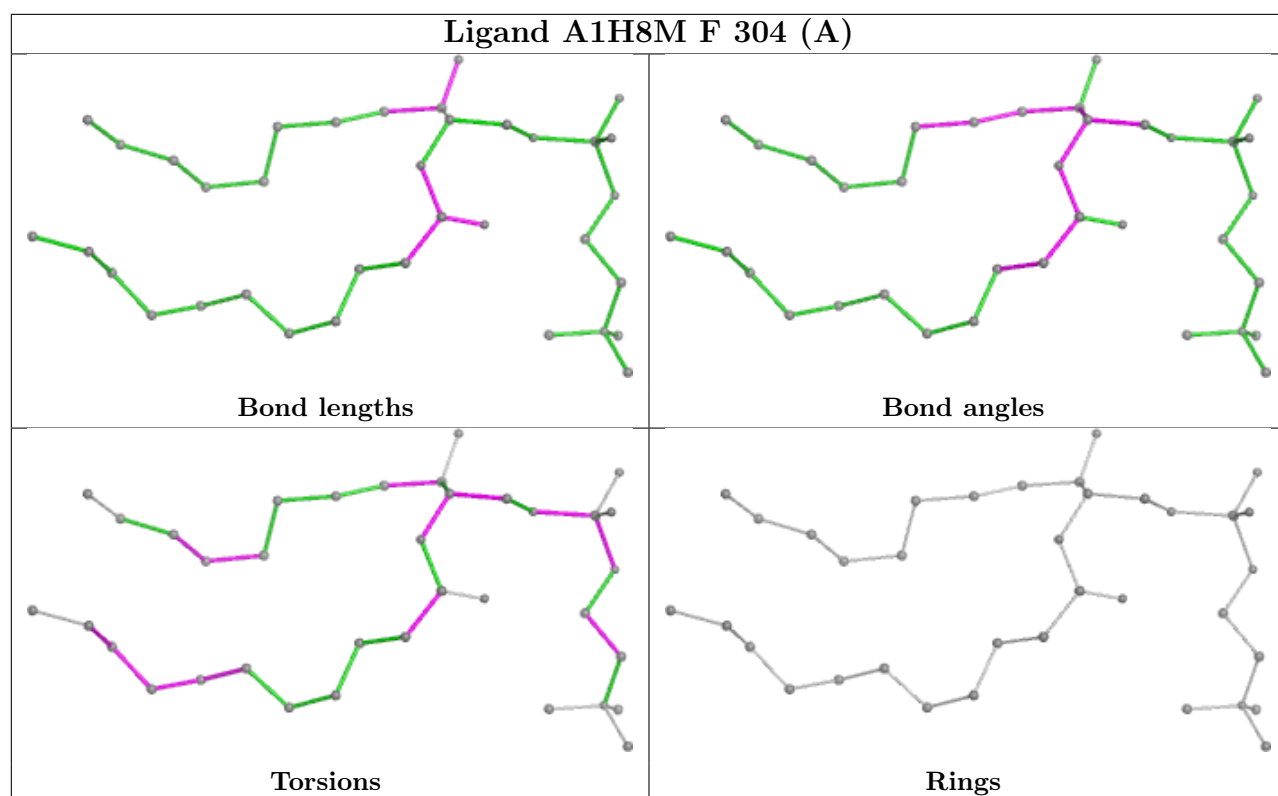


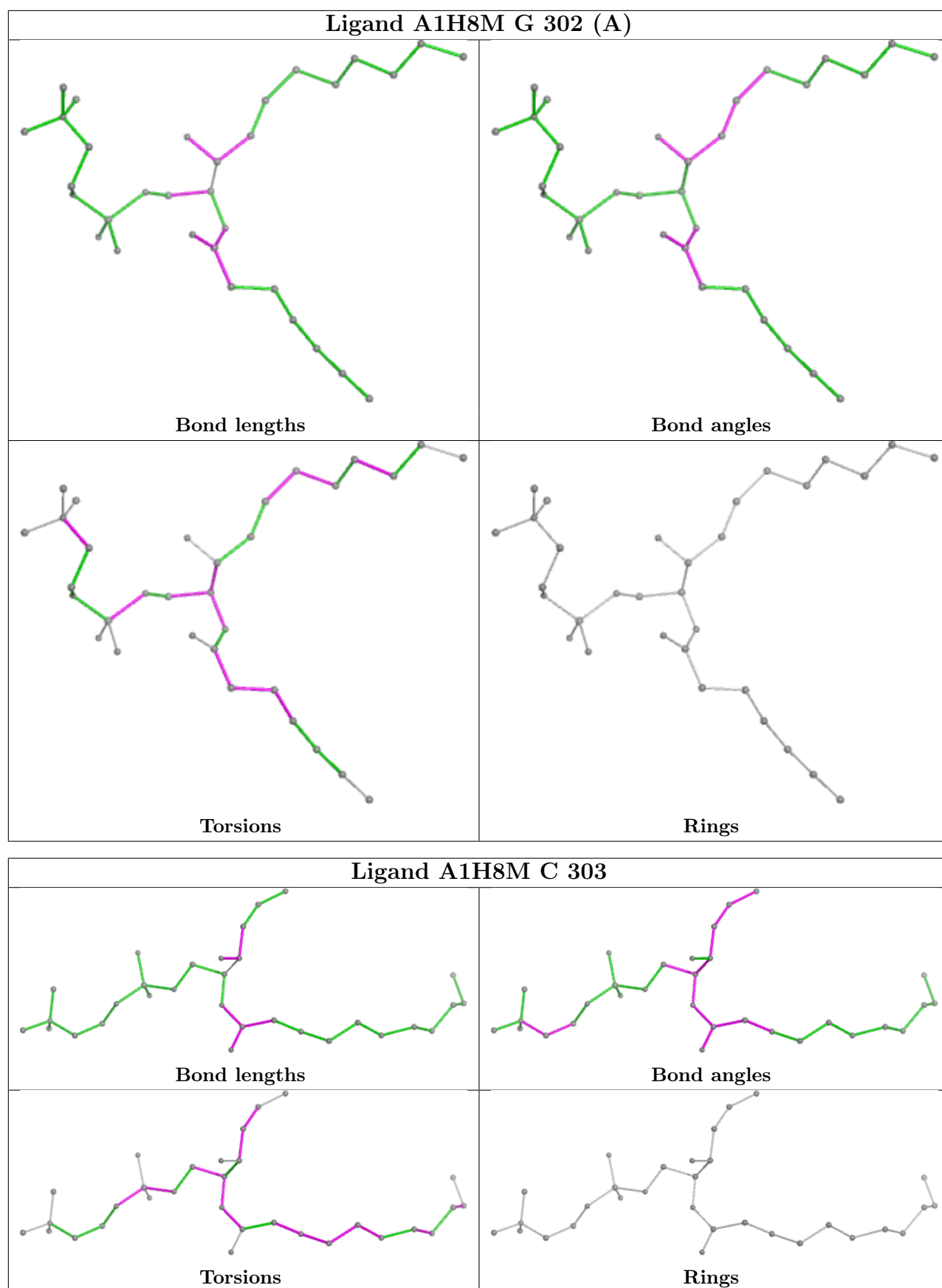
Ligand A1H8M H 302 (B)



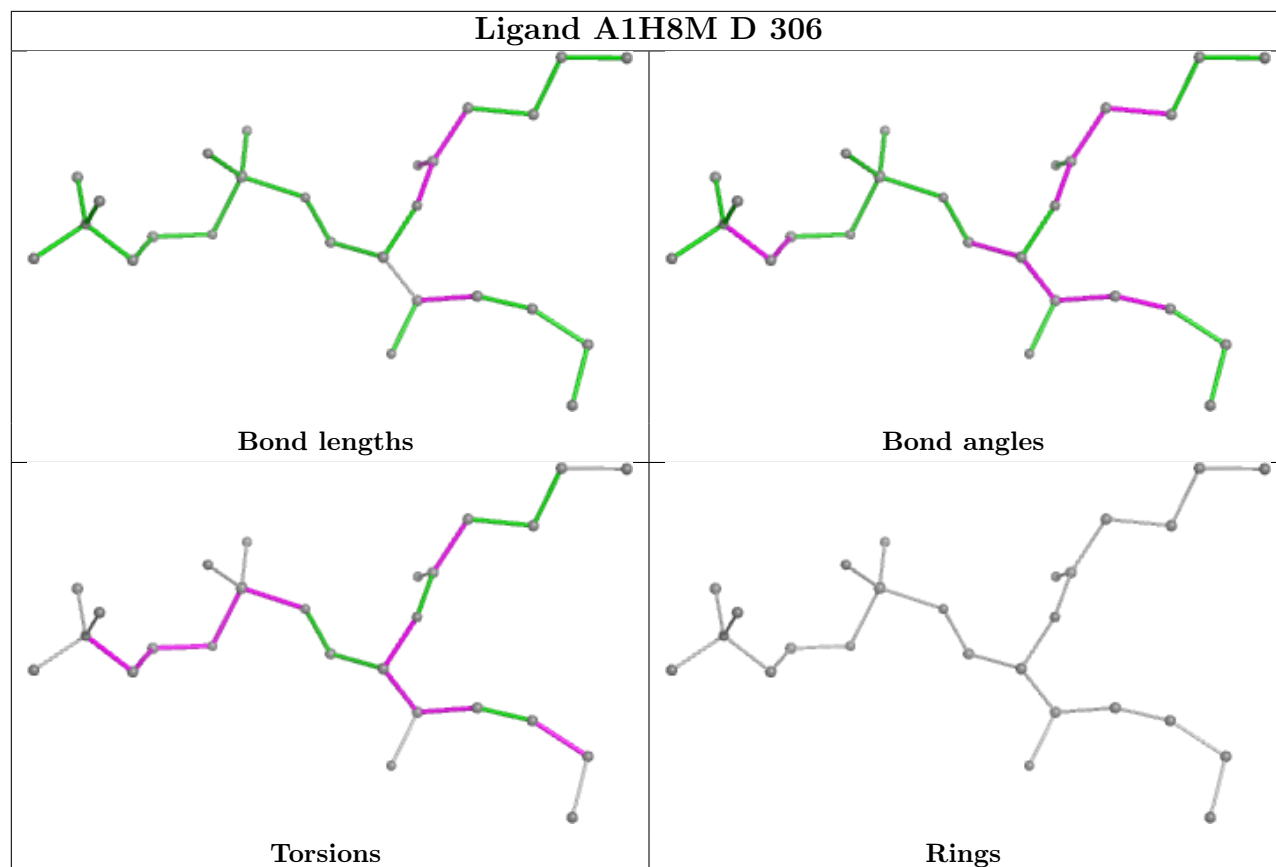
Ligand A1H8M A 306



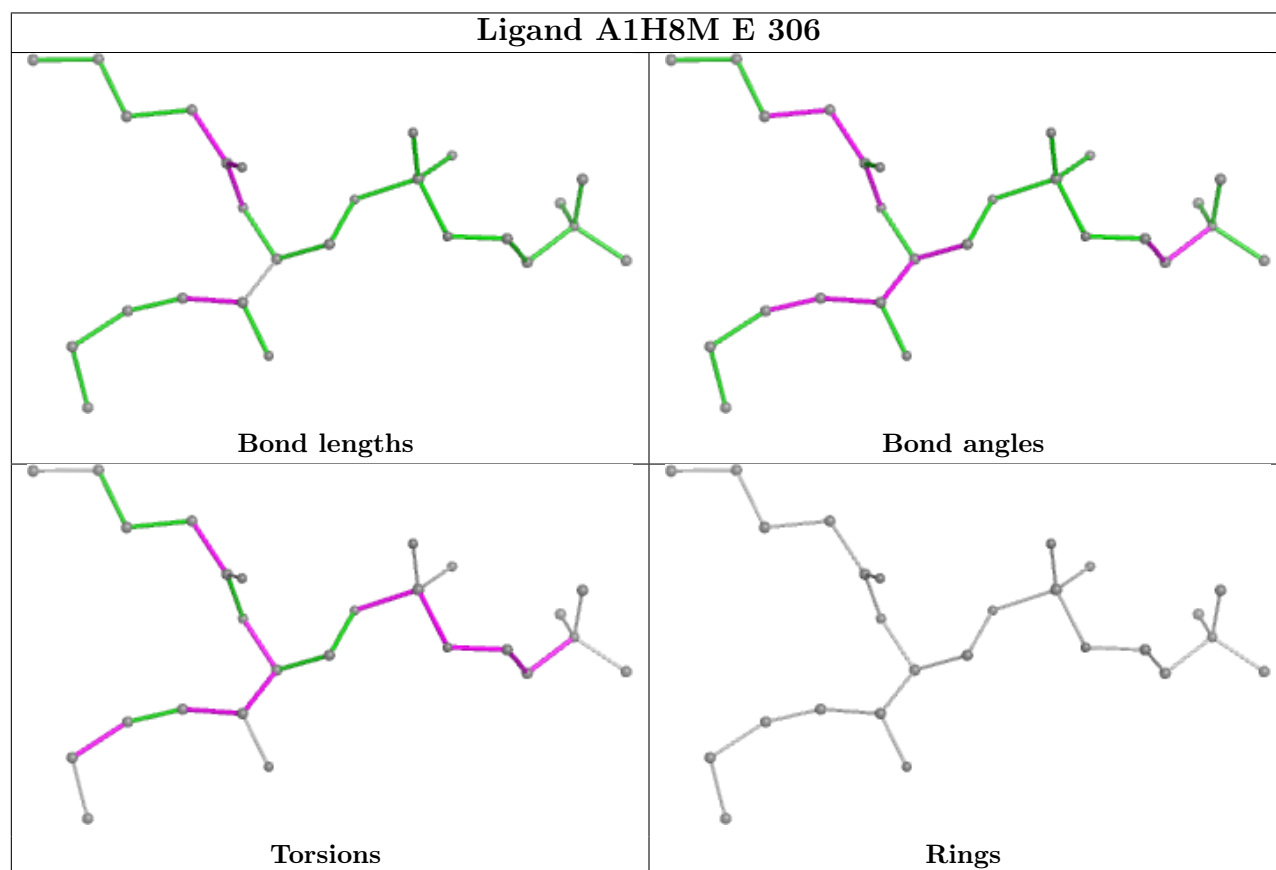


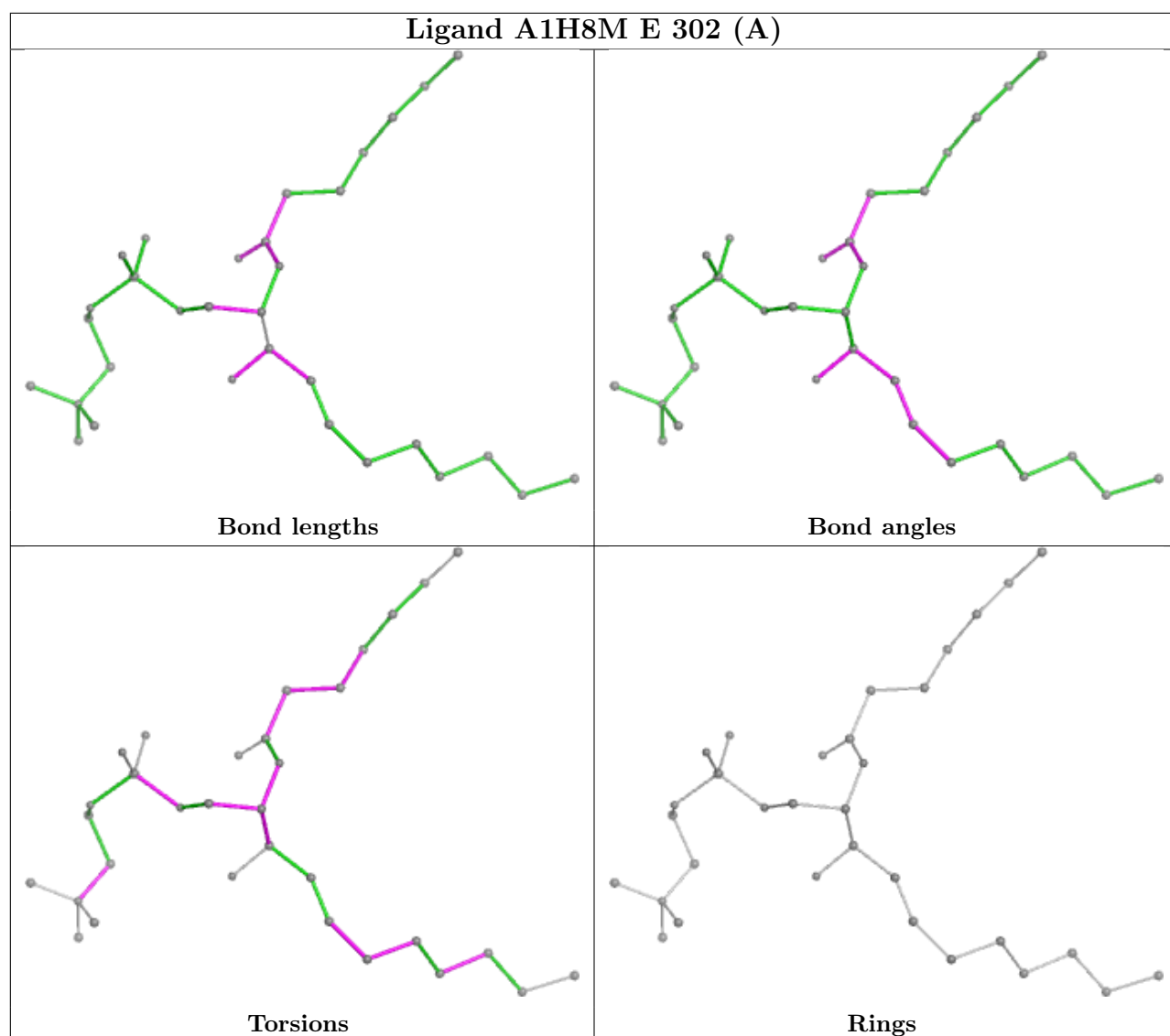


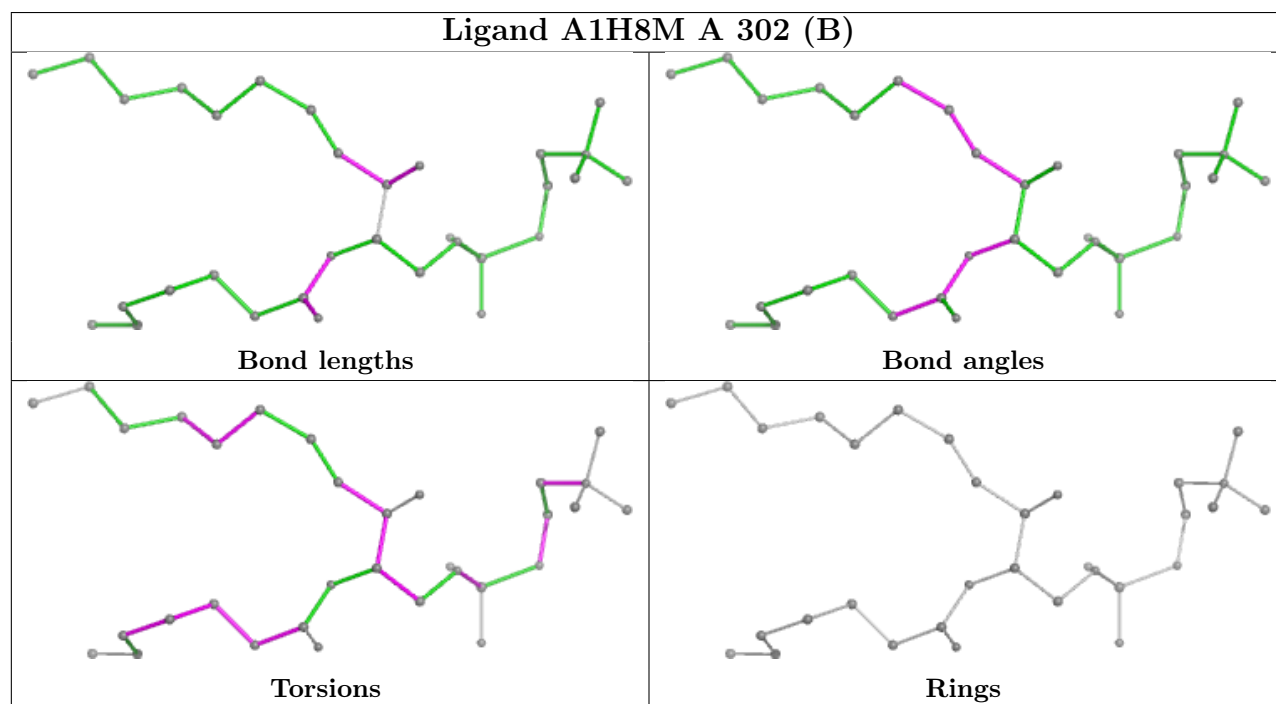
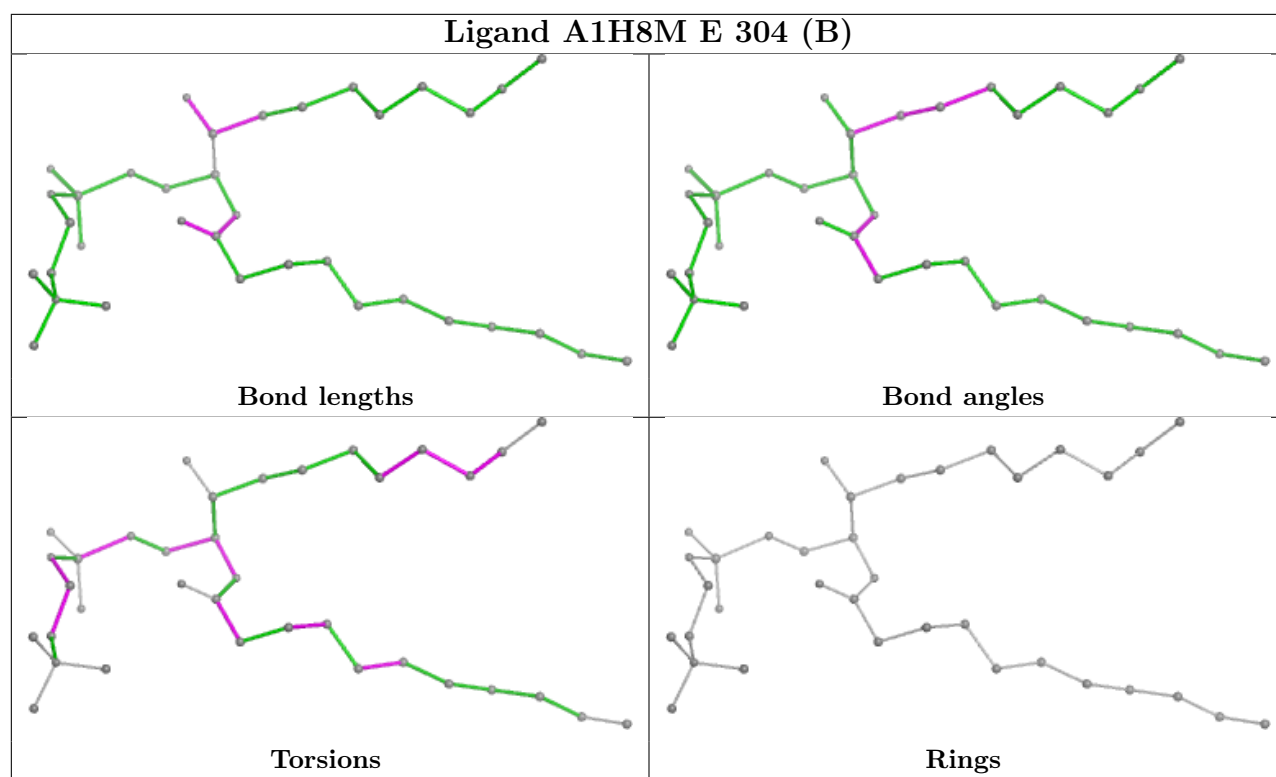
Ligand A1H8M D 306

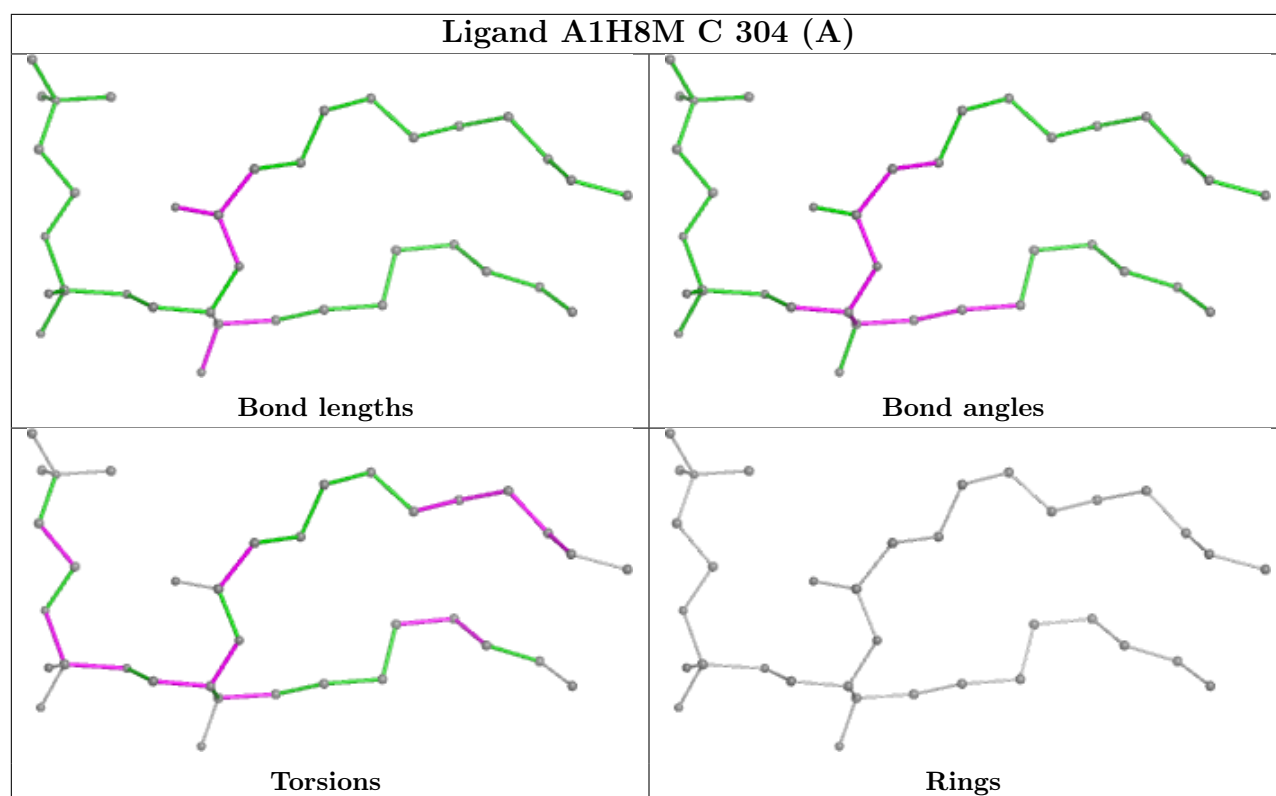


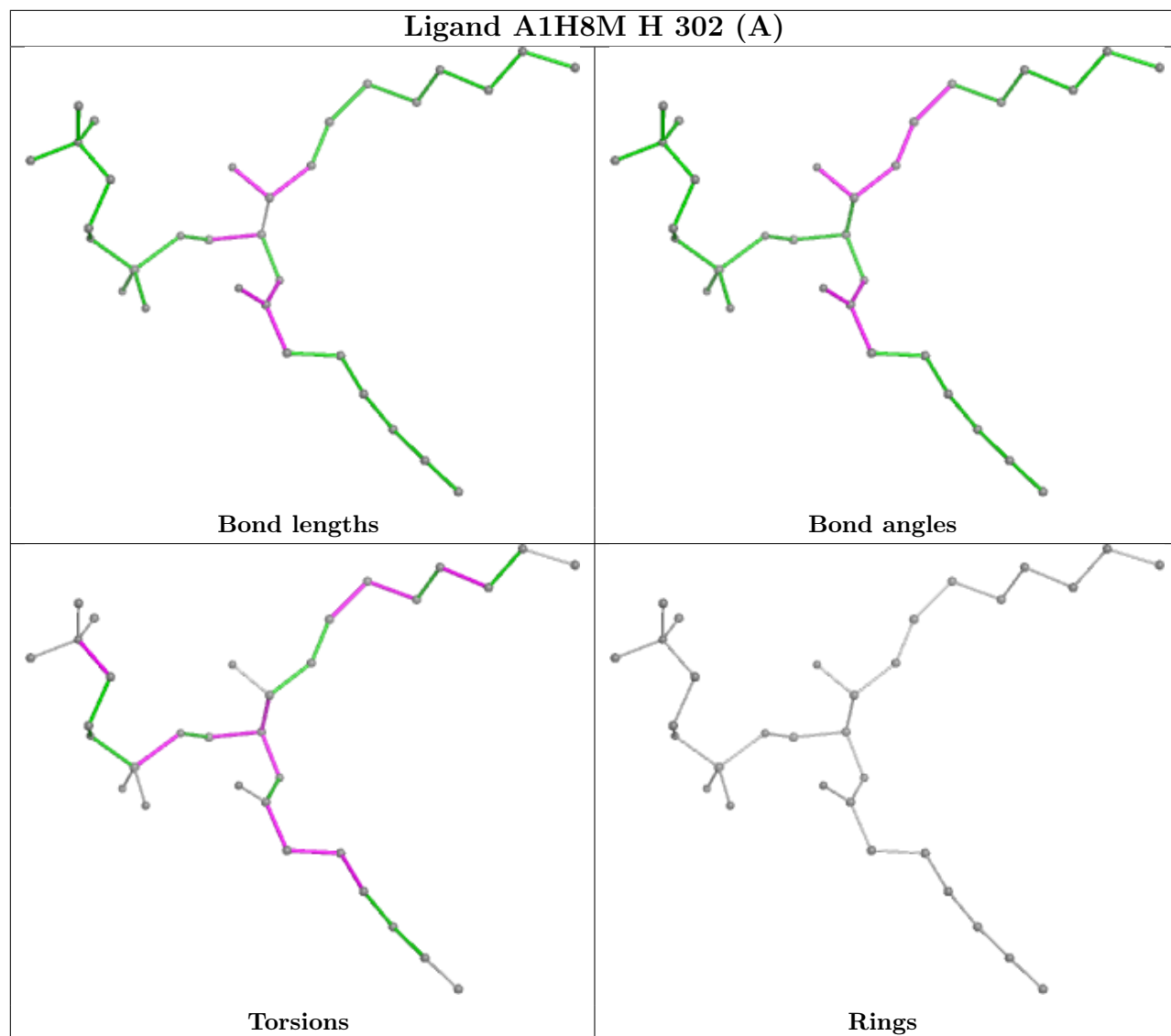
Ligand A1H8M E 306

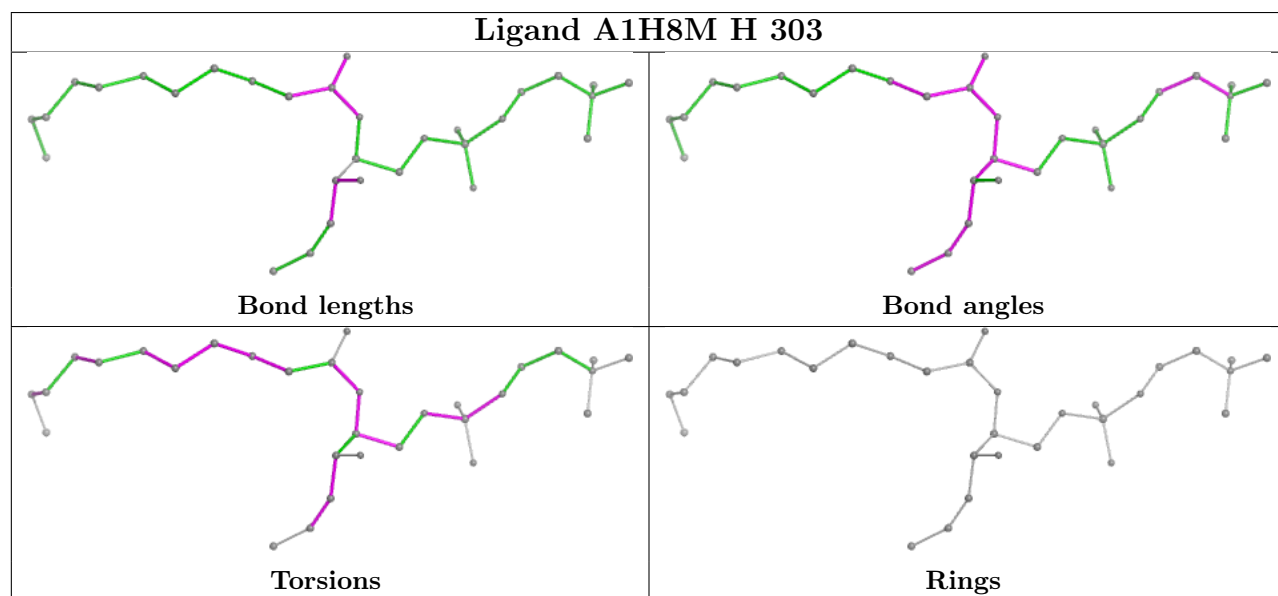
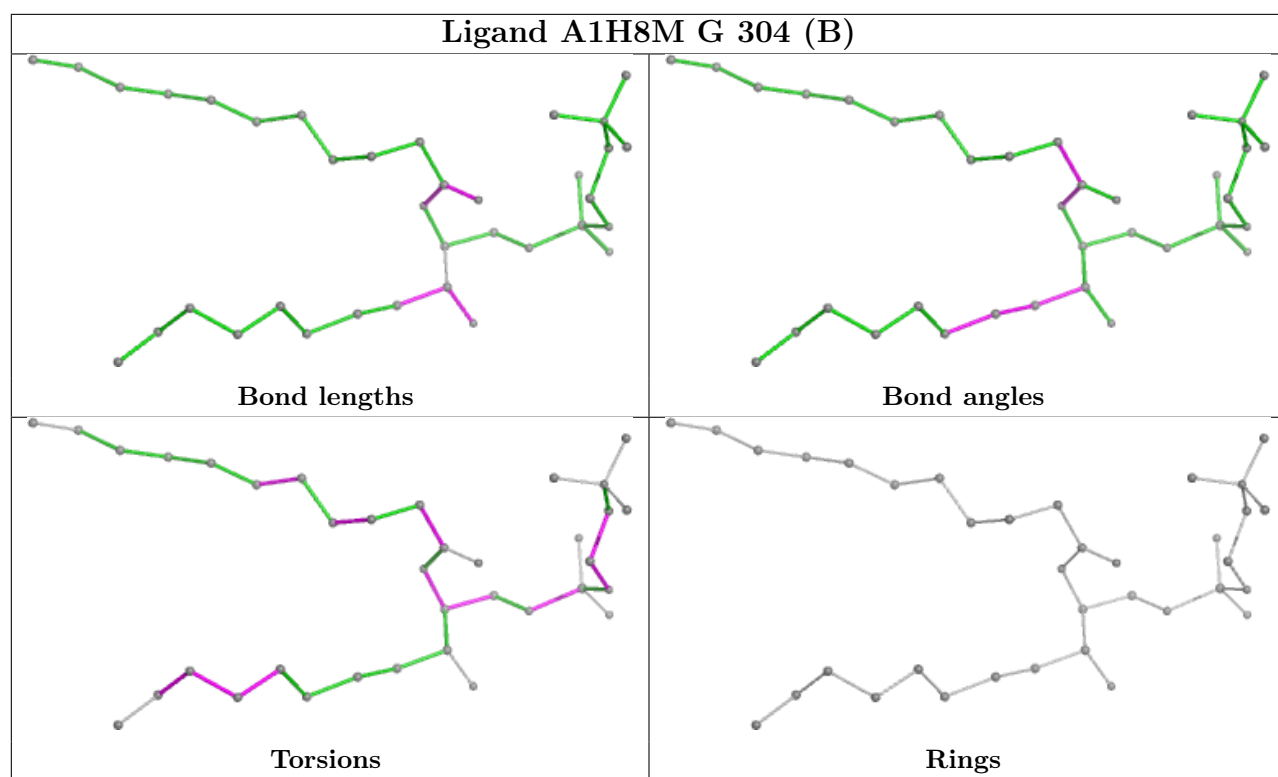


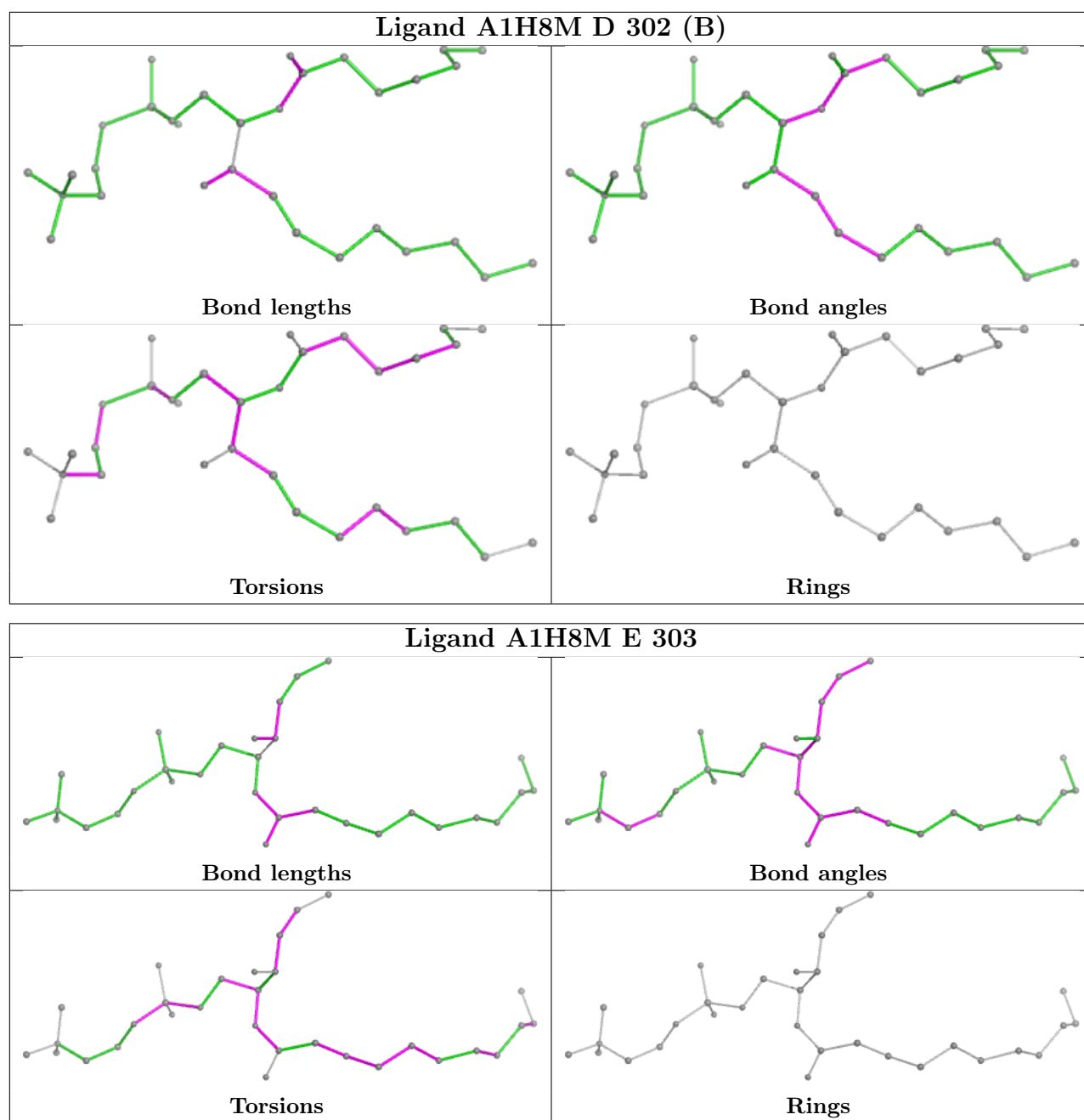


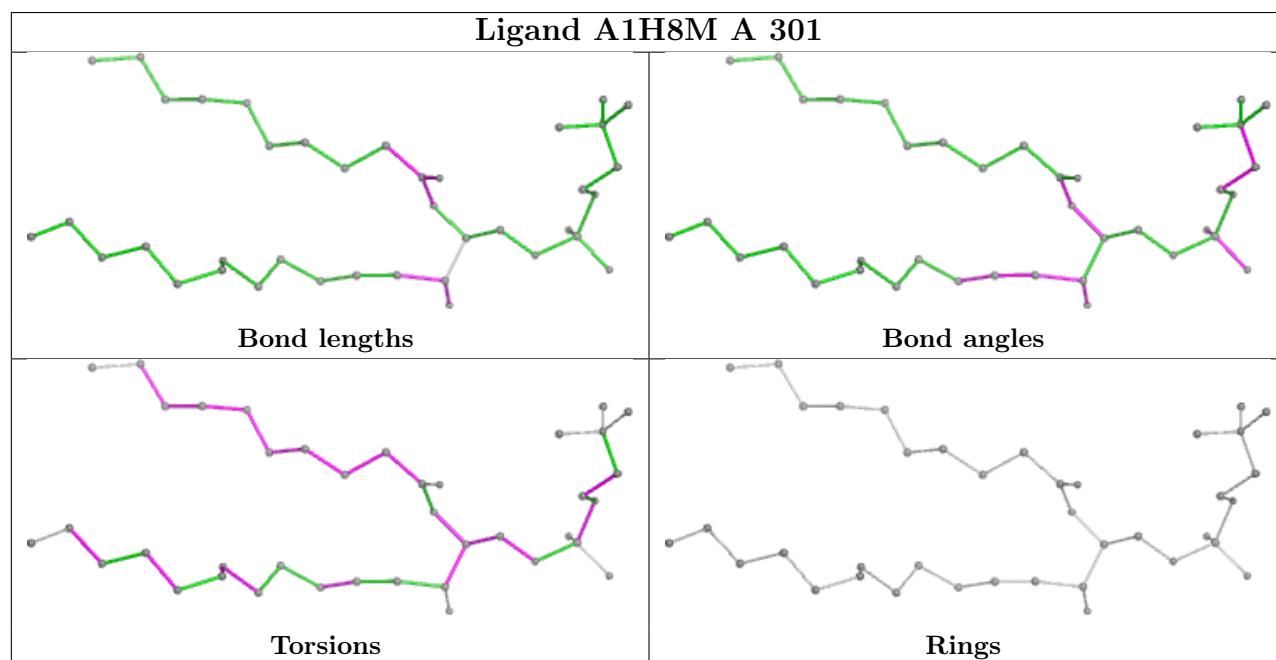
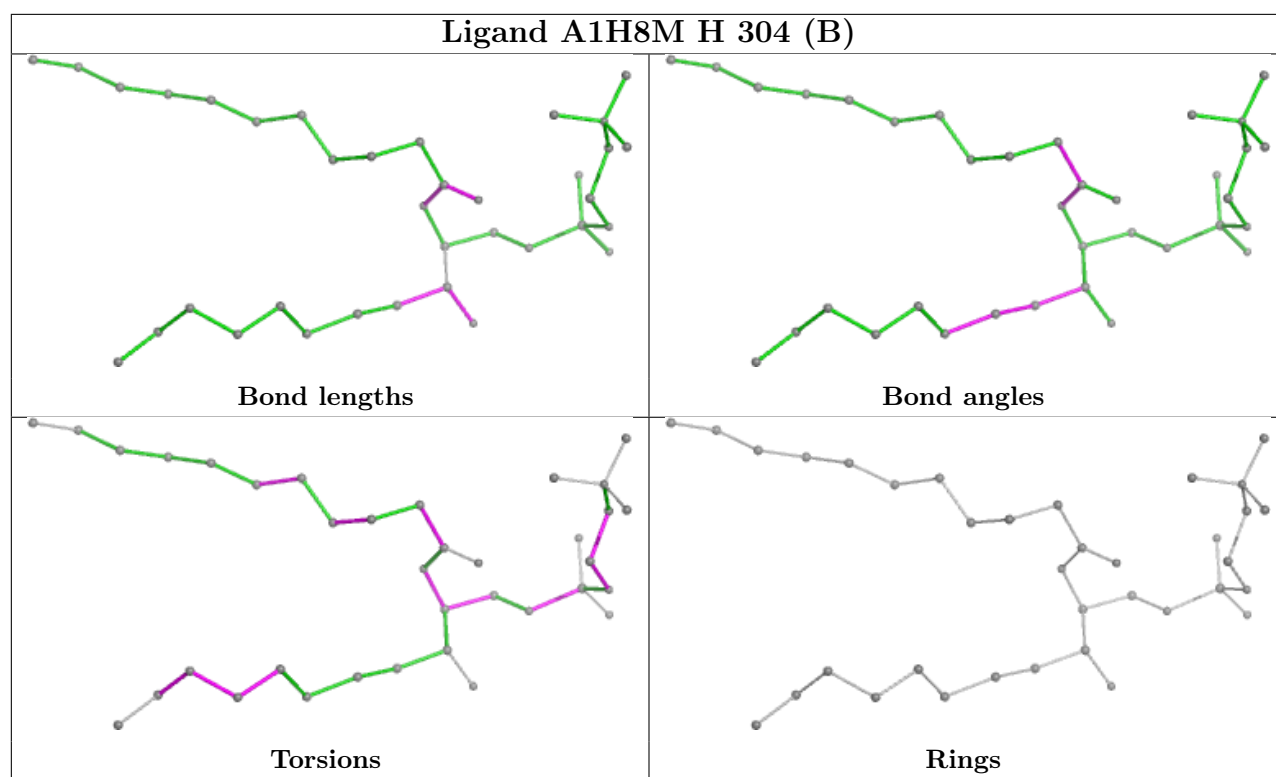




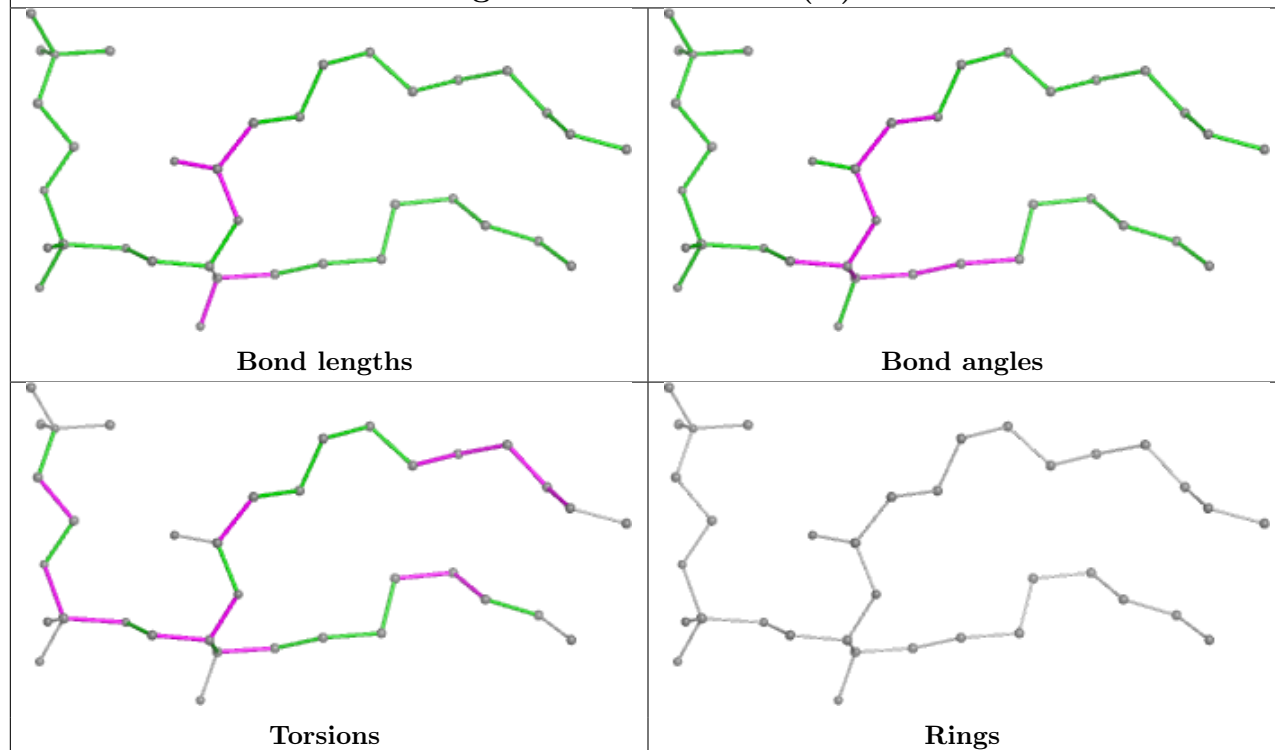




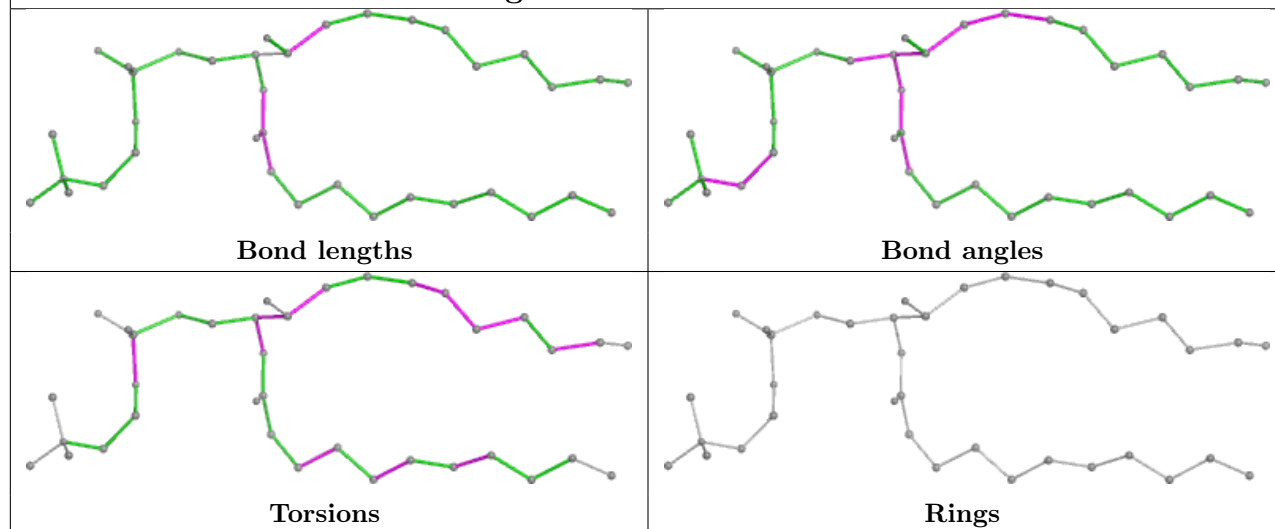


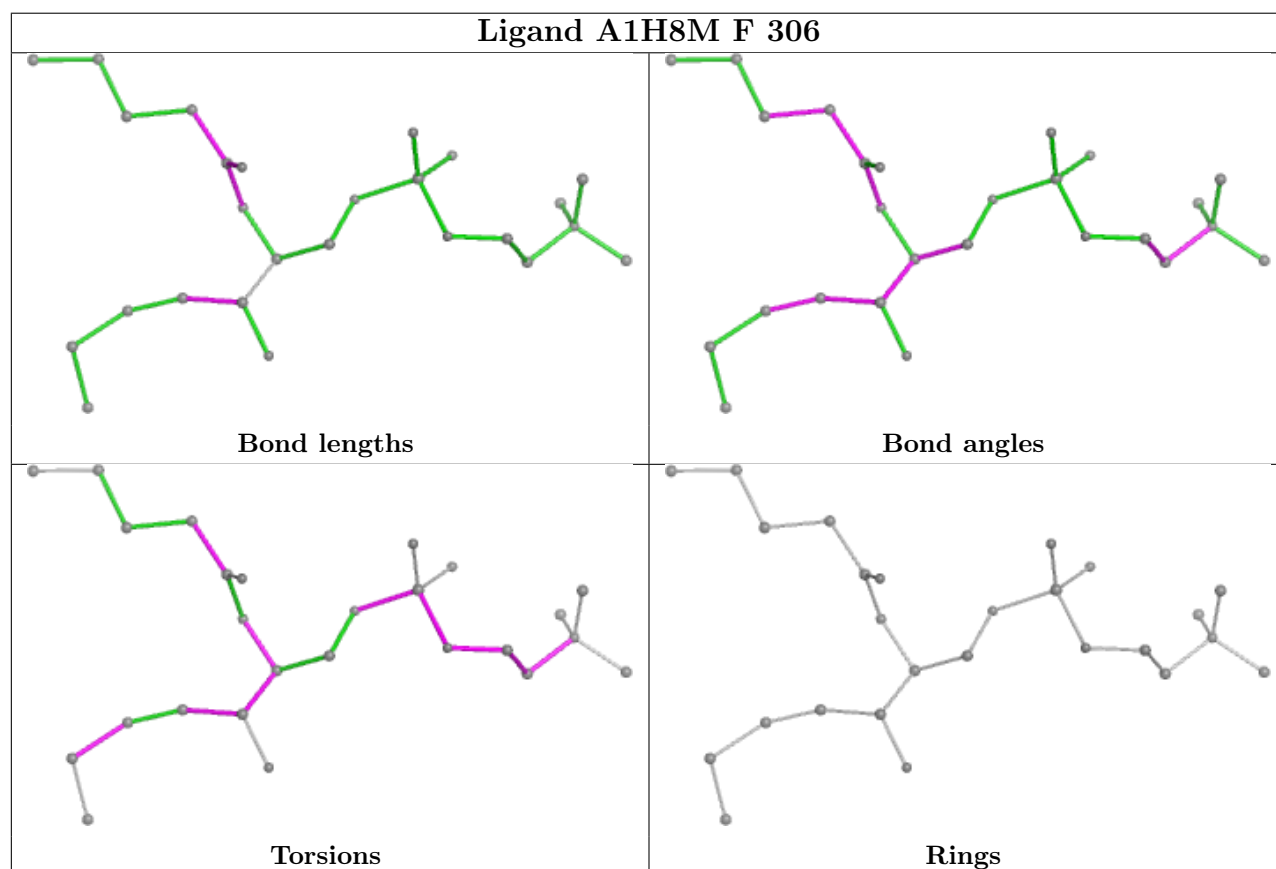
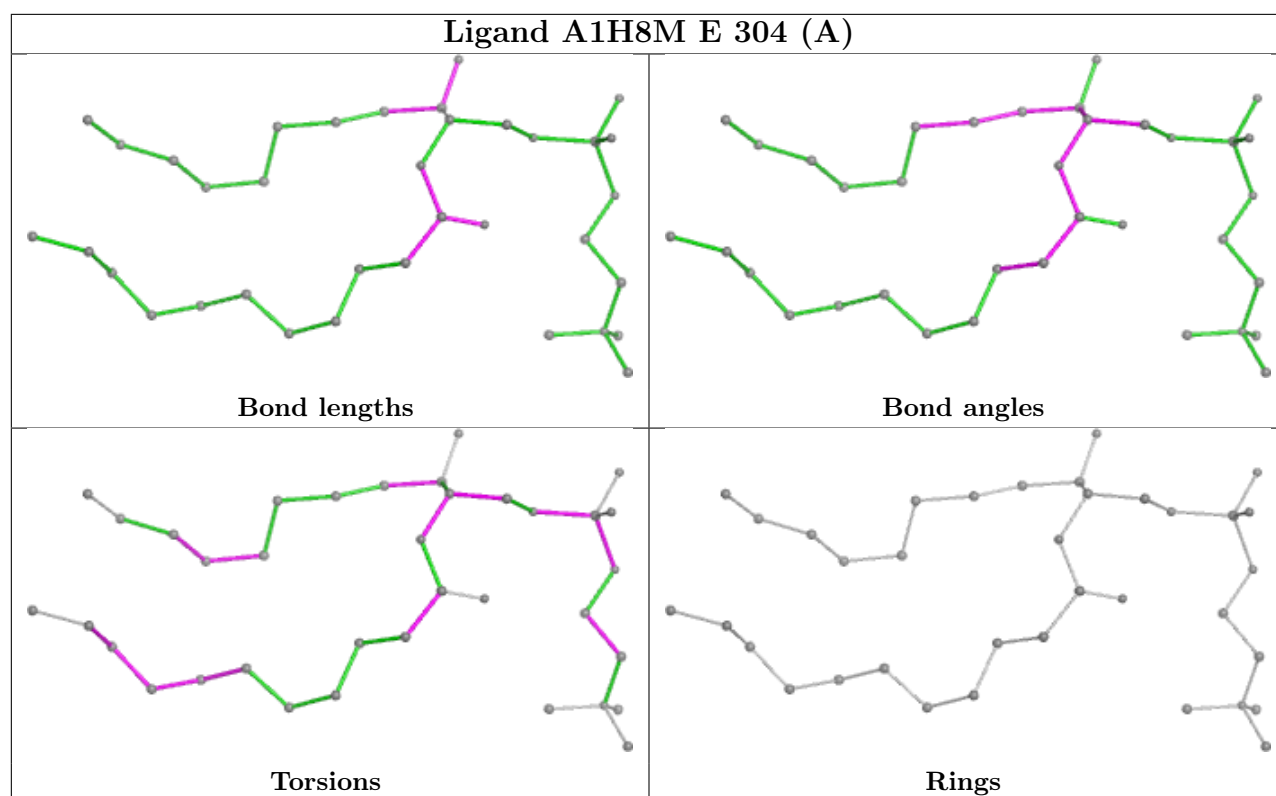


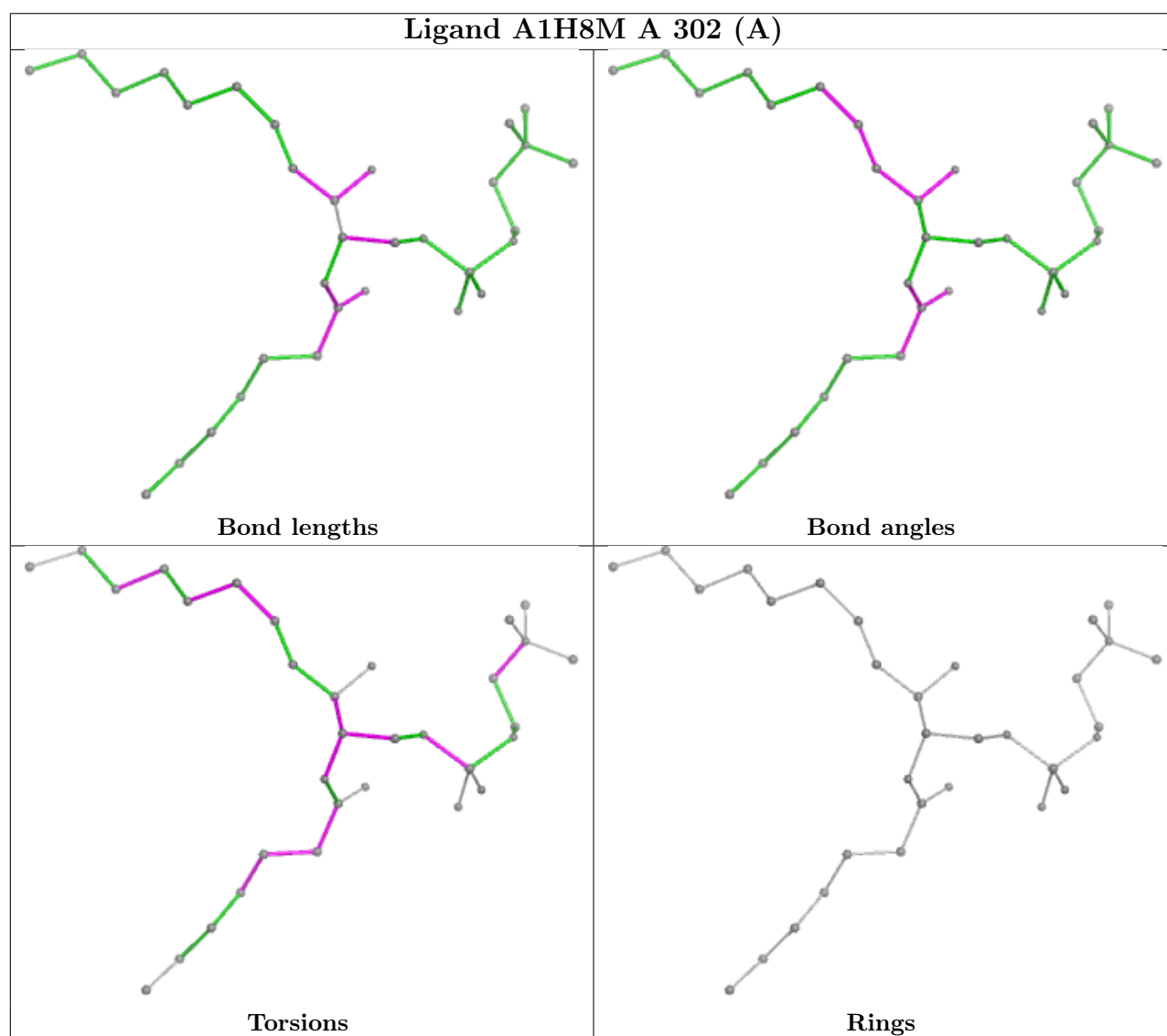
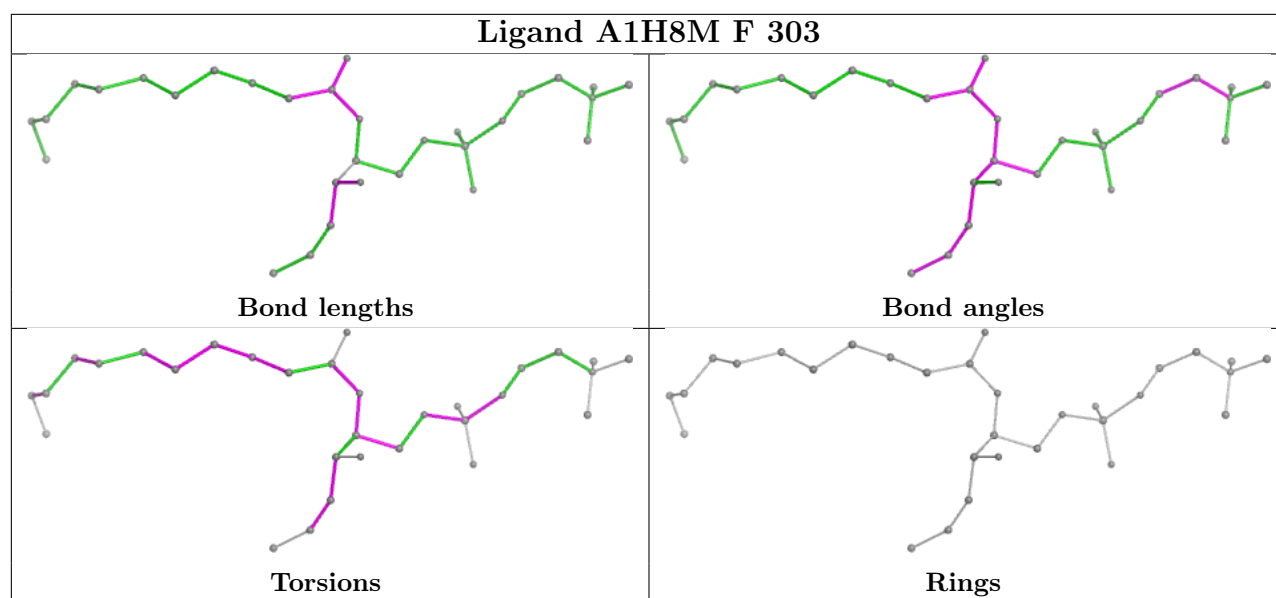
Ligand A1H8M B 304 (A)

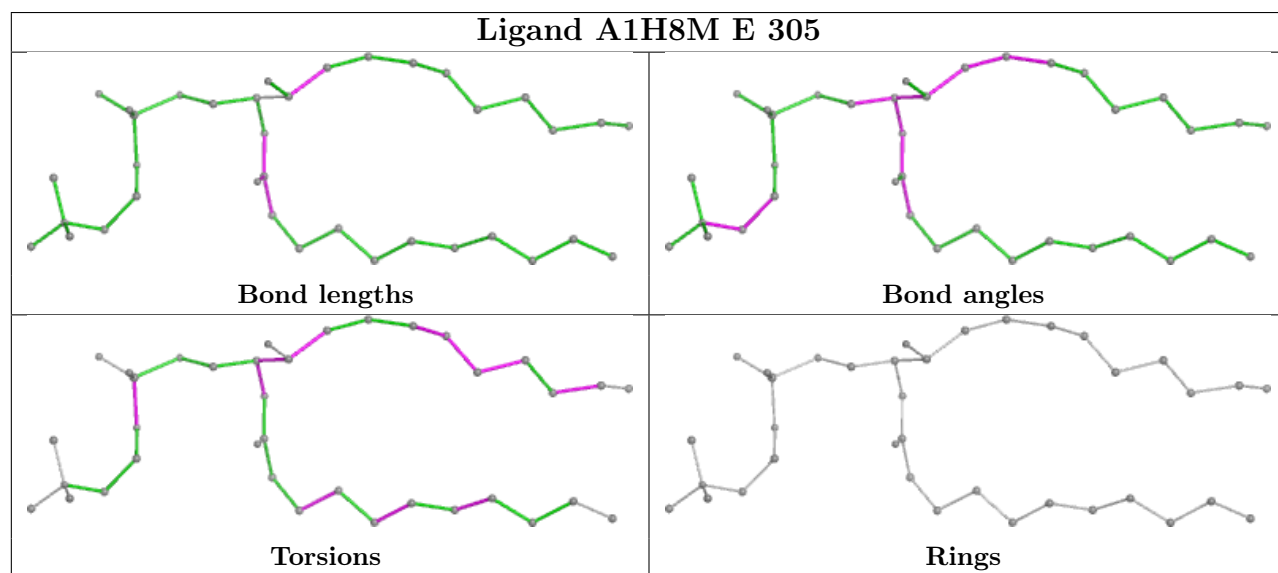
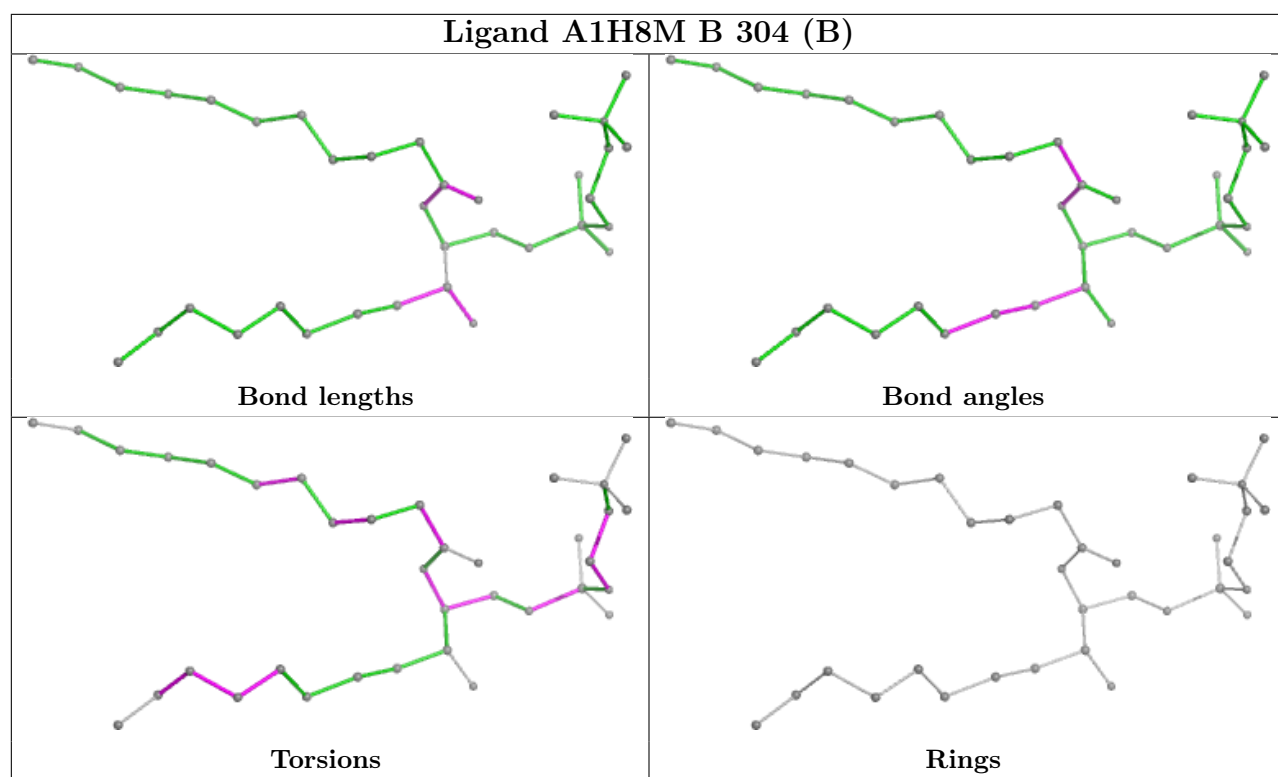


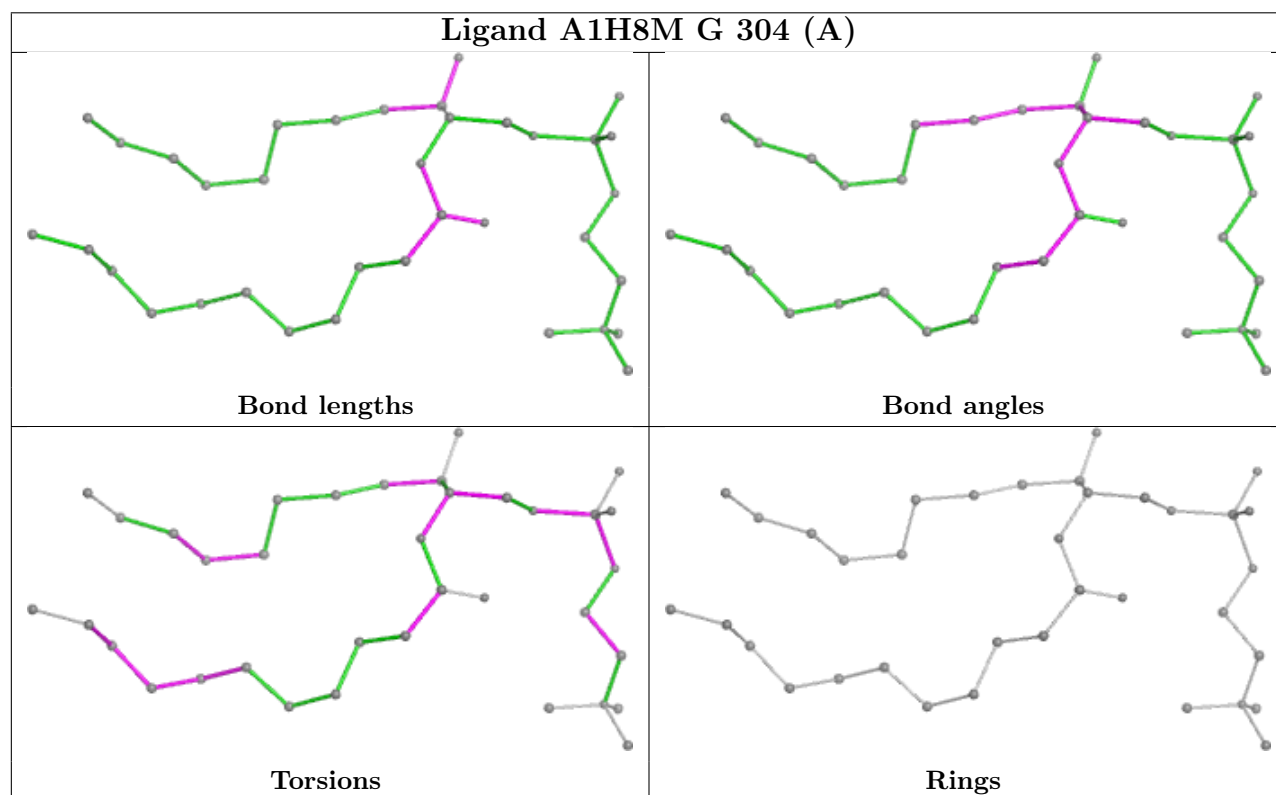
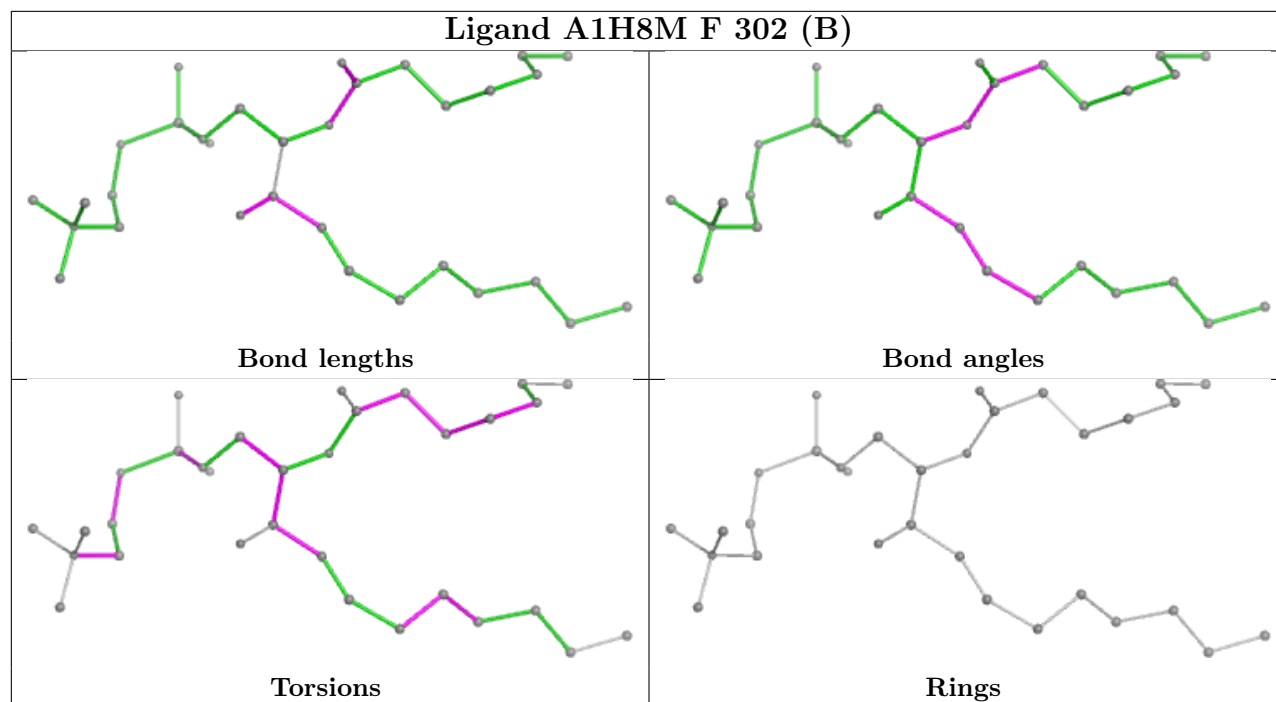
Ligand A1H8M D 305

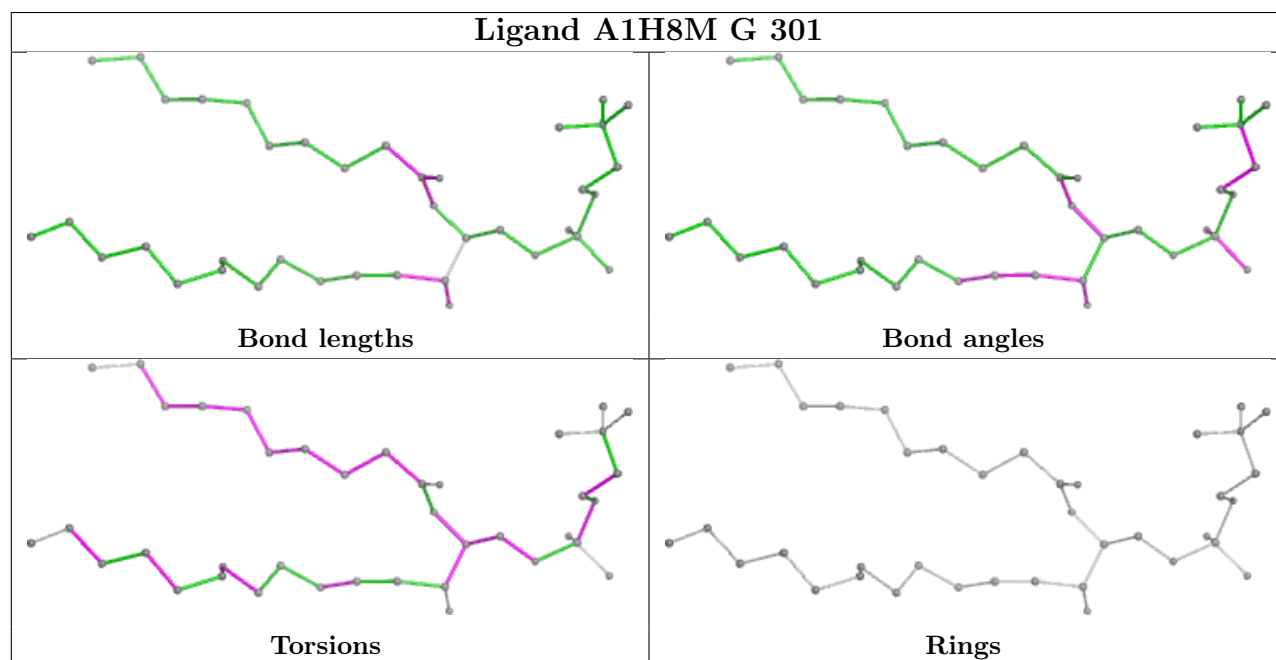
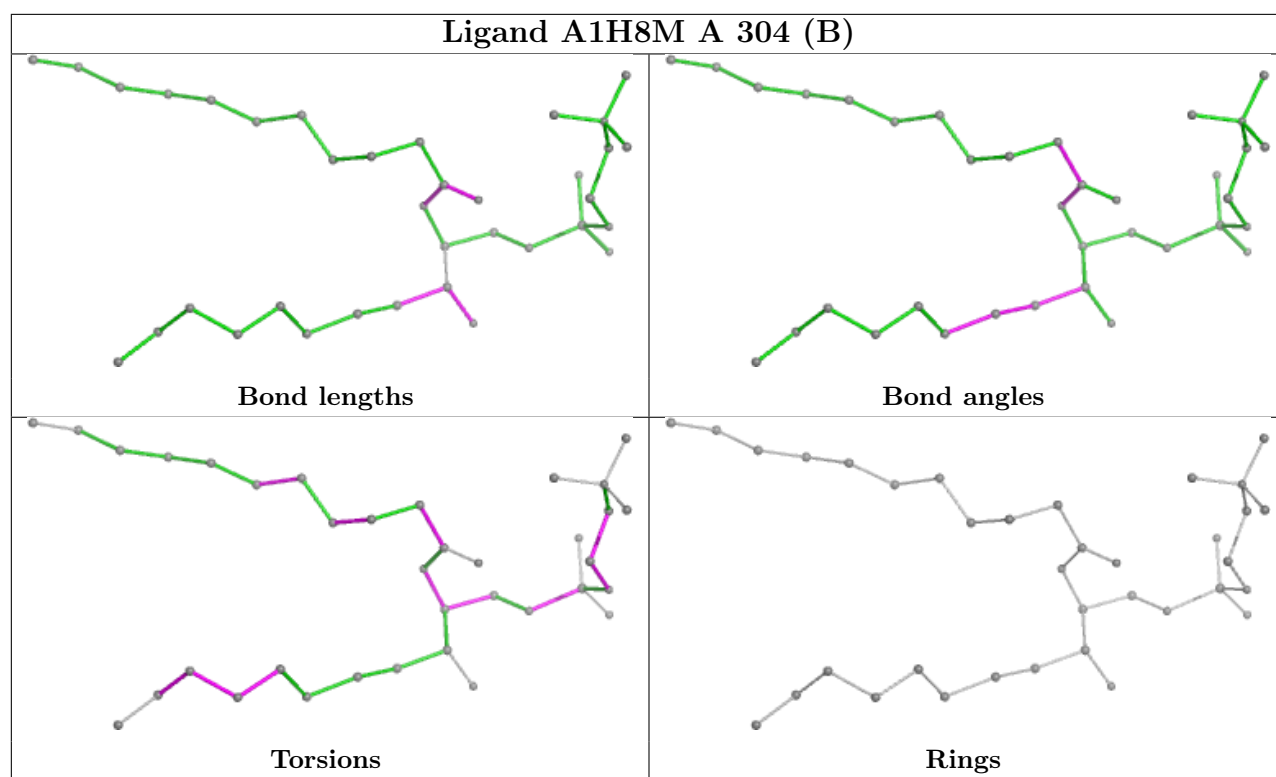


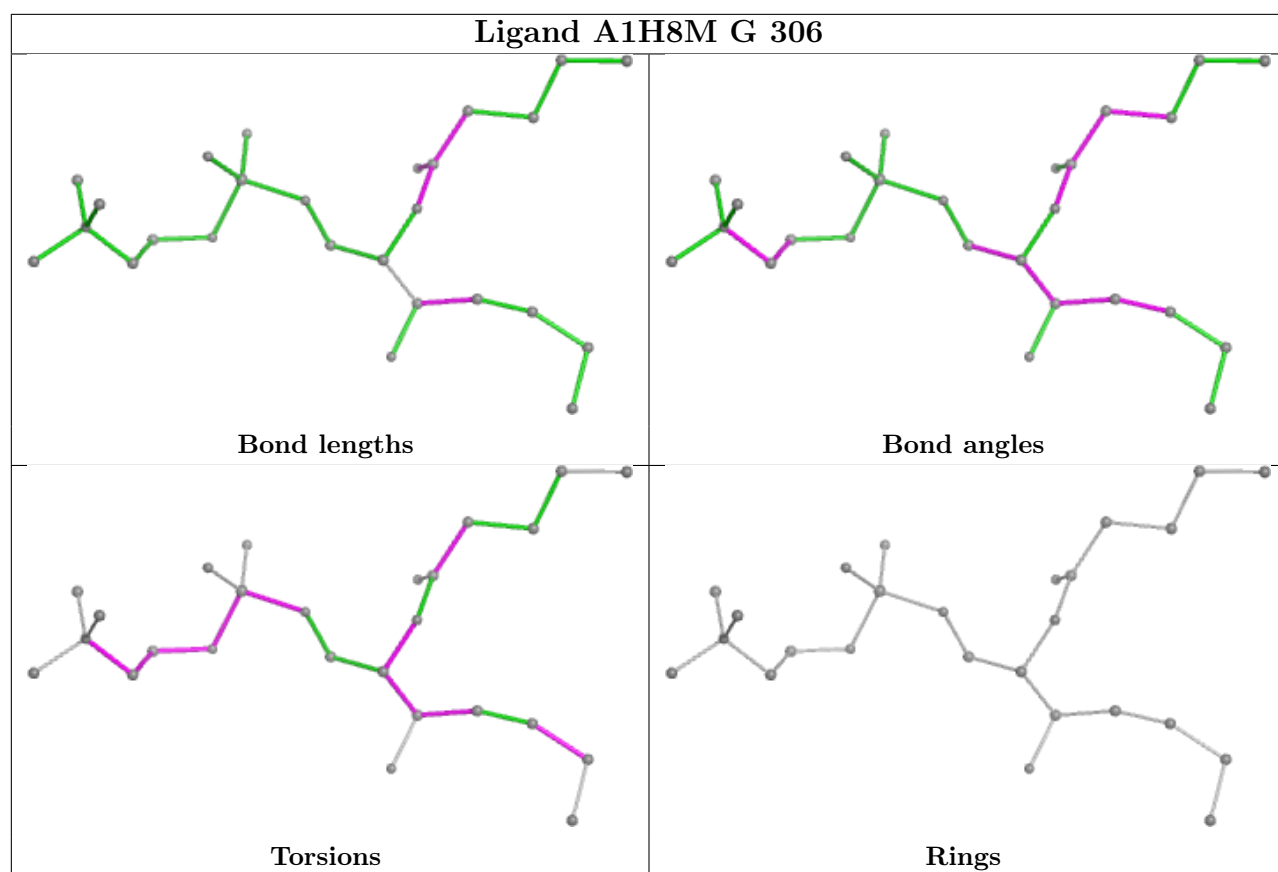




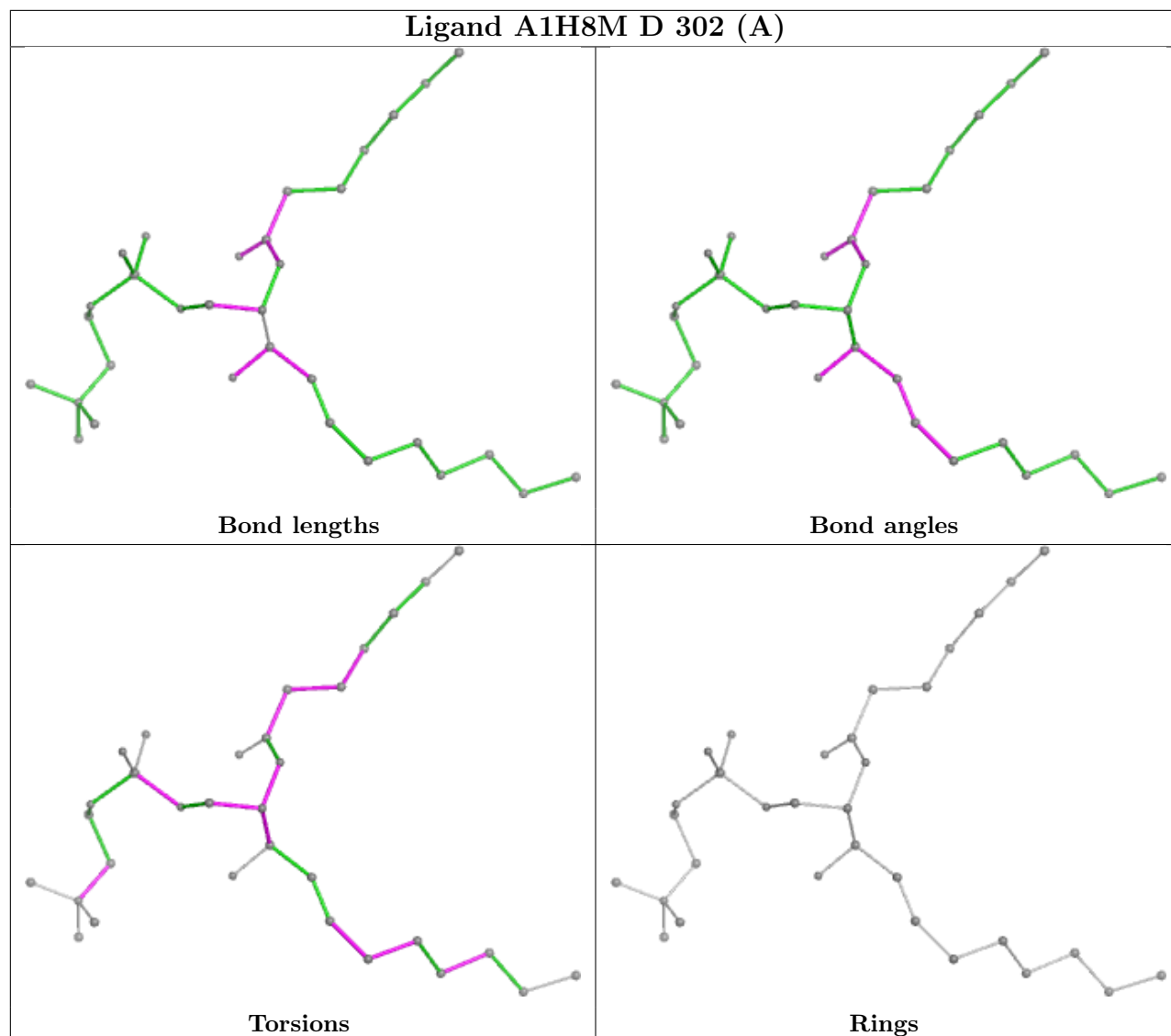




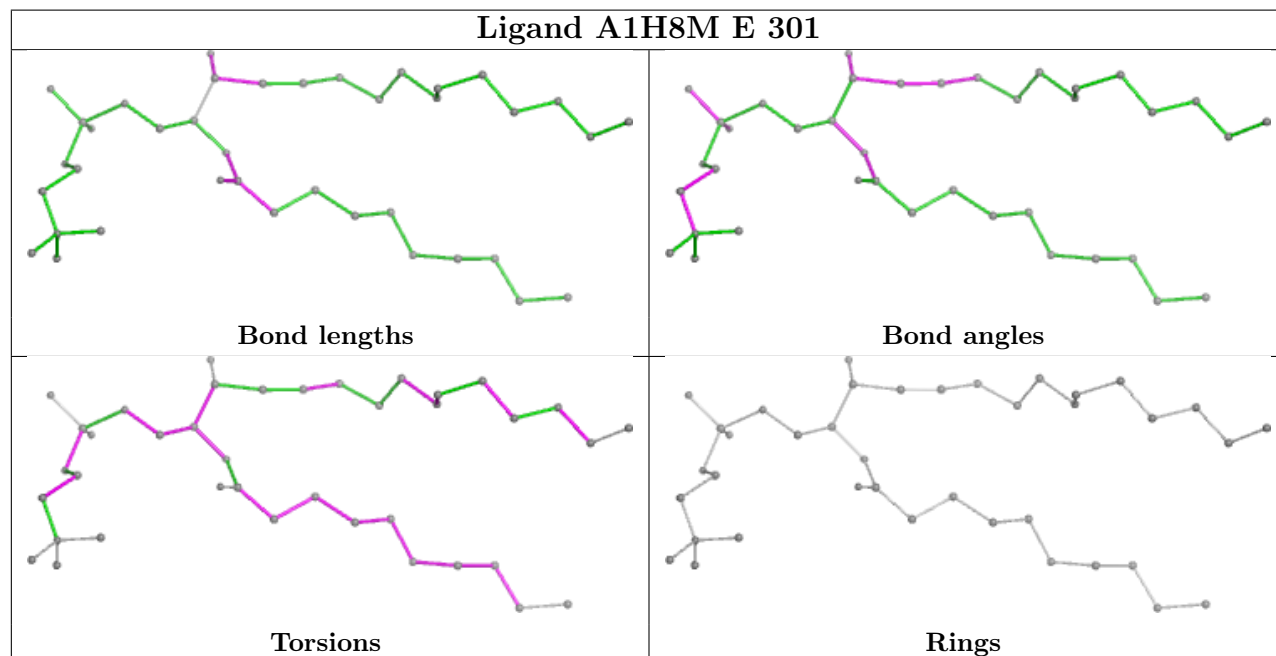


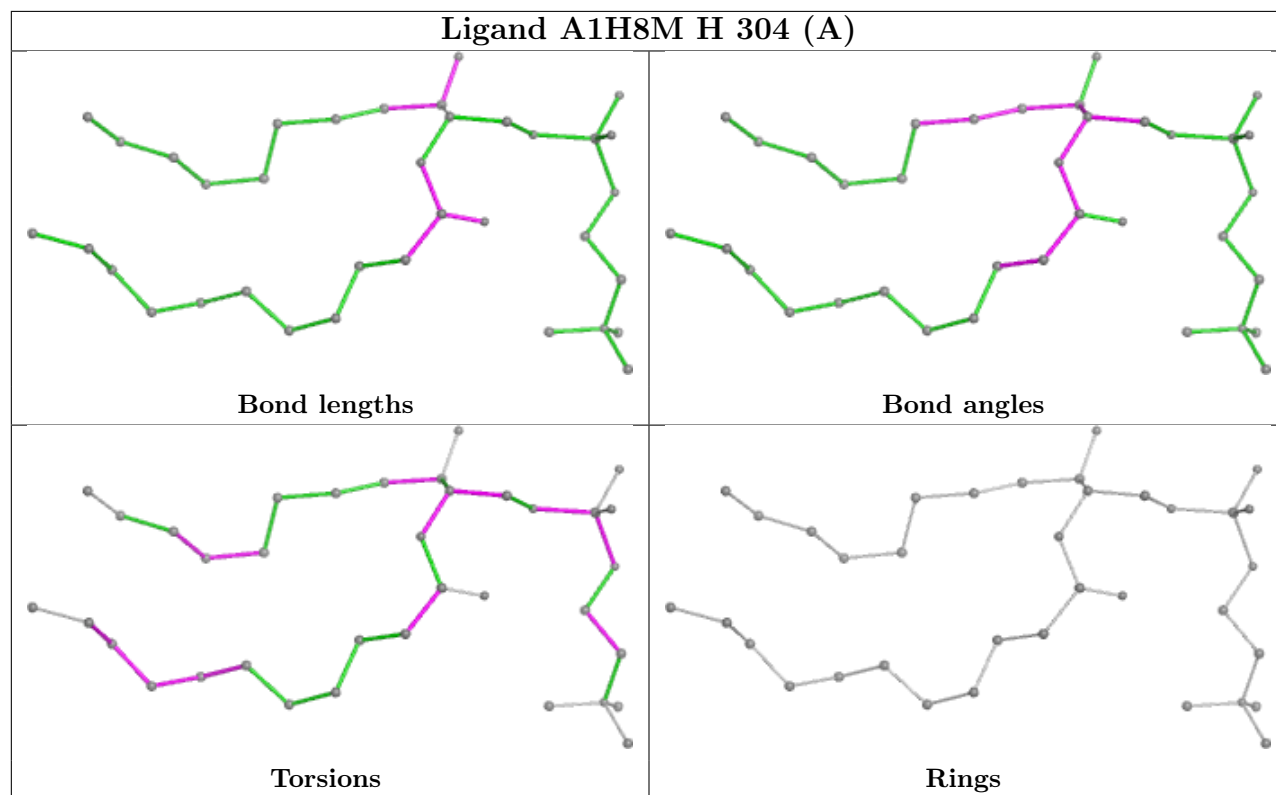
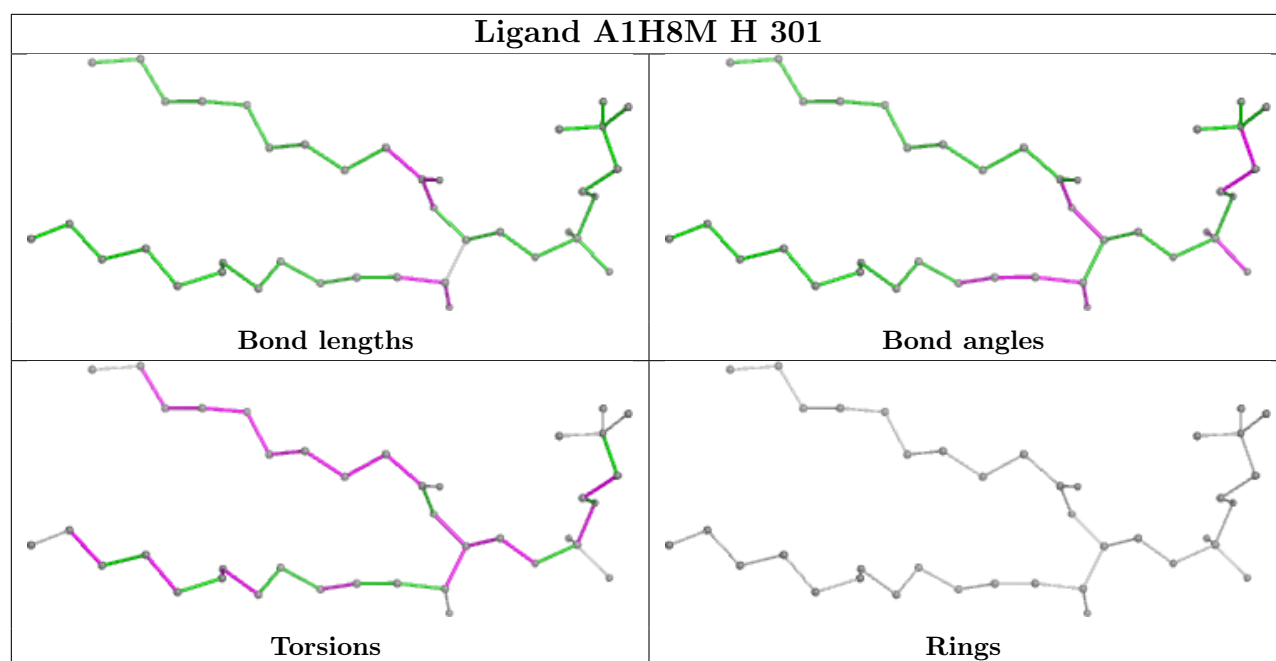



Ligand A1H8M D 302 (A)



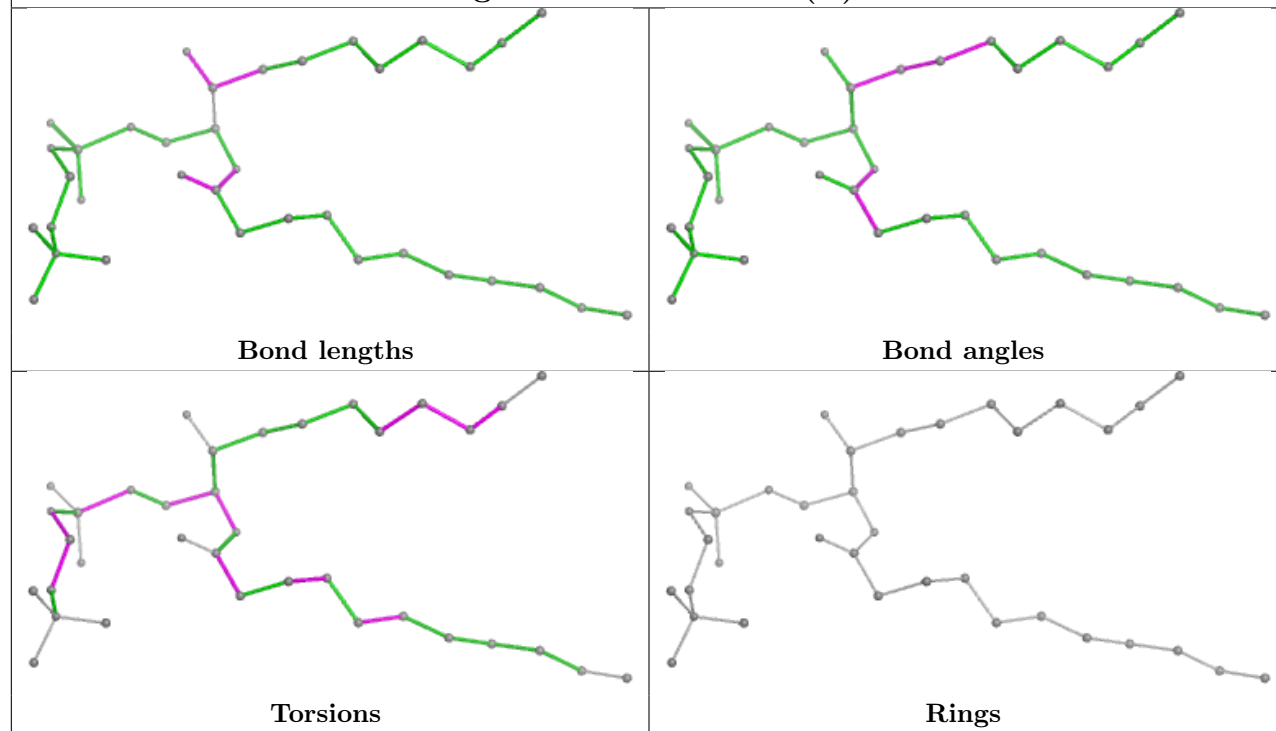
Ligand A1H8M E 301



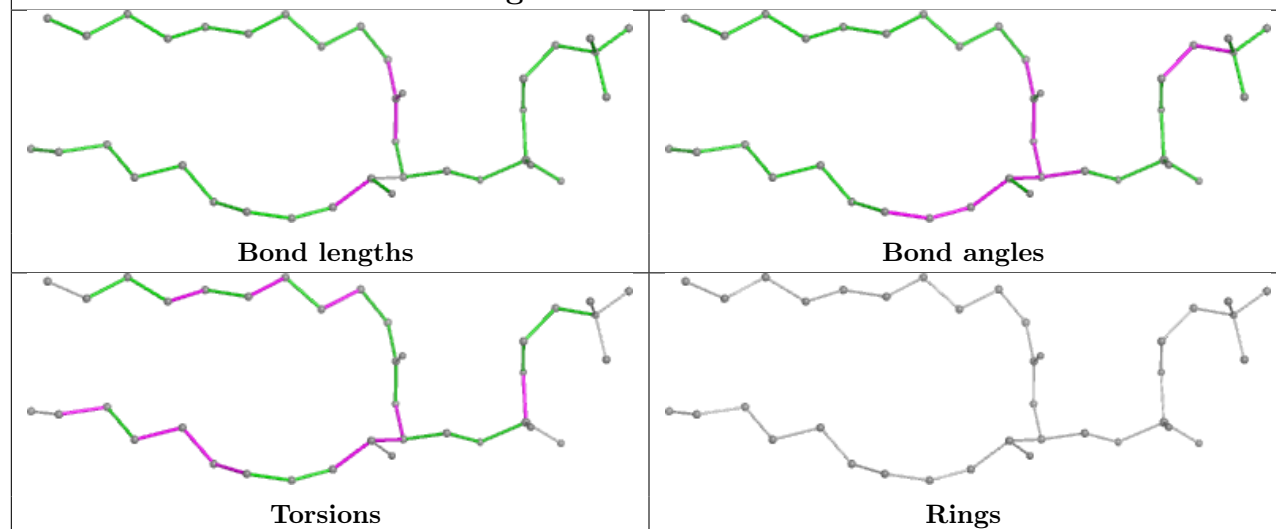


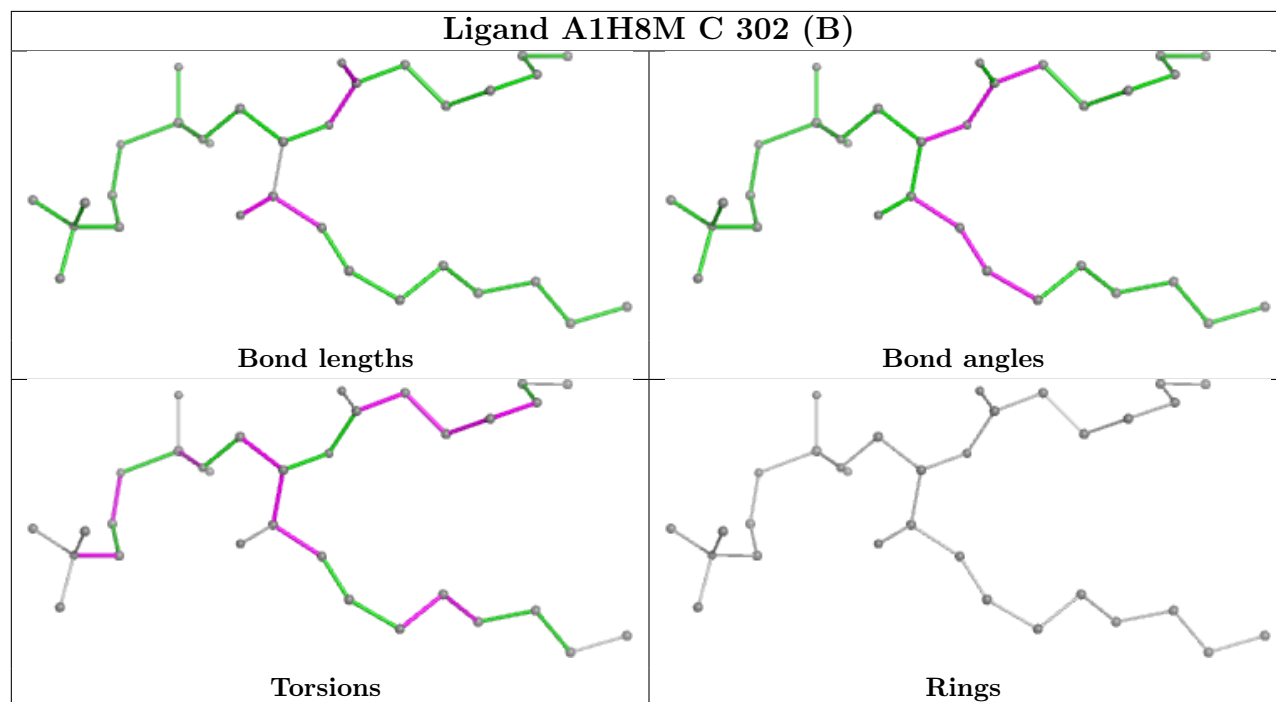
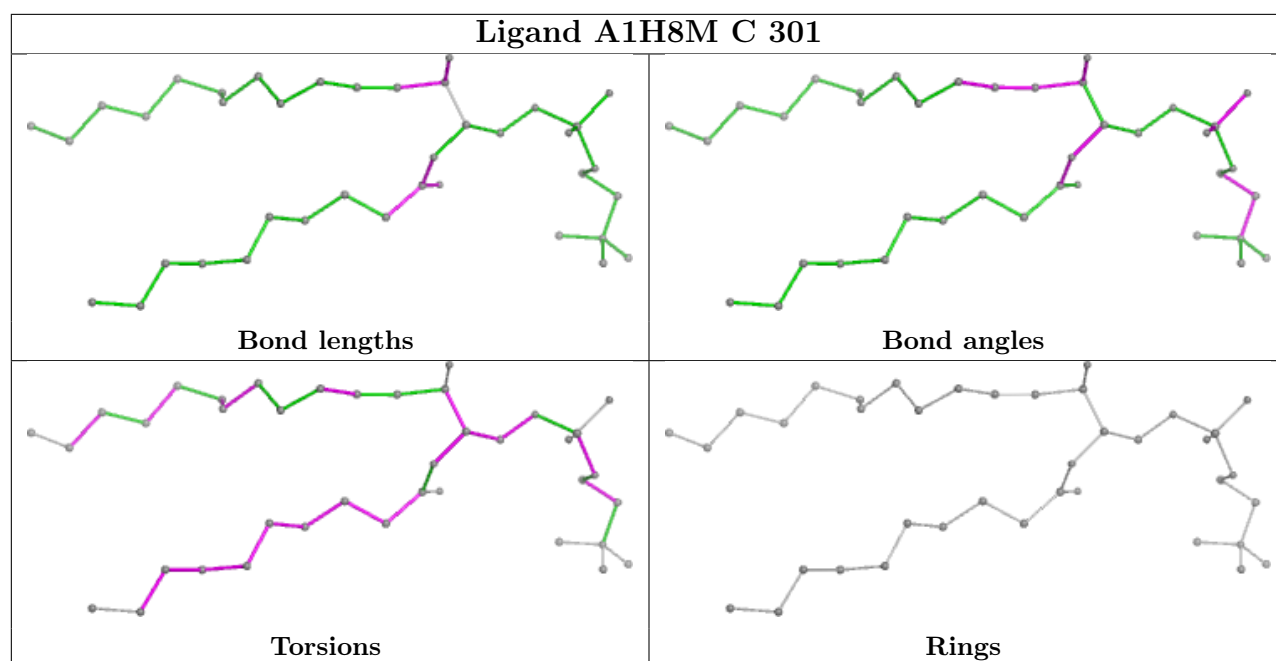


Ligand A1H8M D 304 (B)

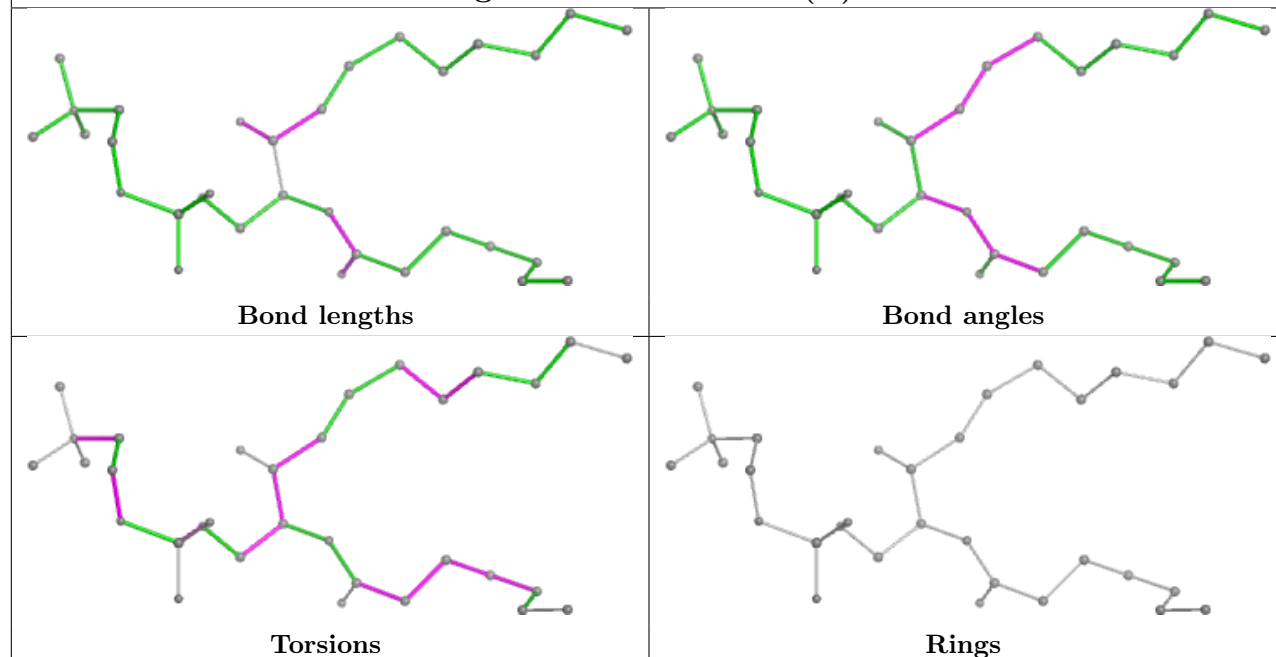


Ligand A1H8M H 305

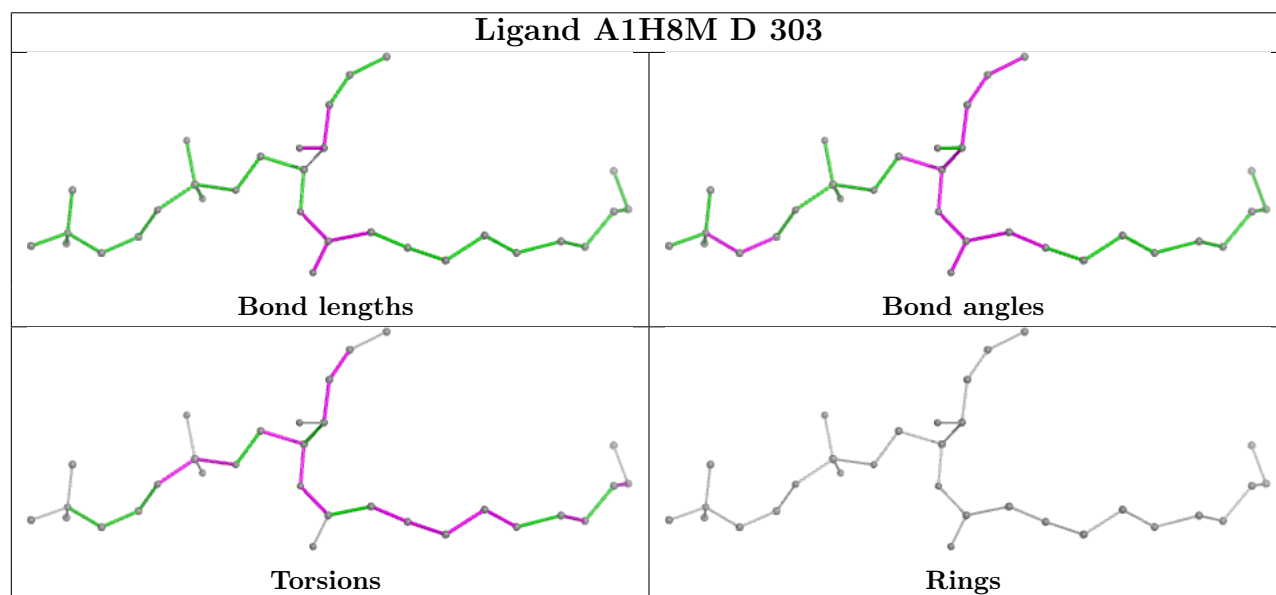


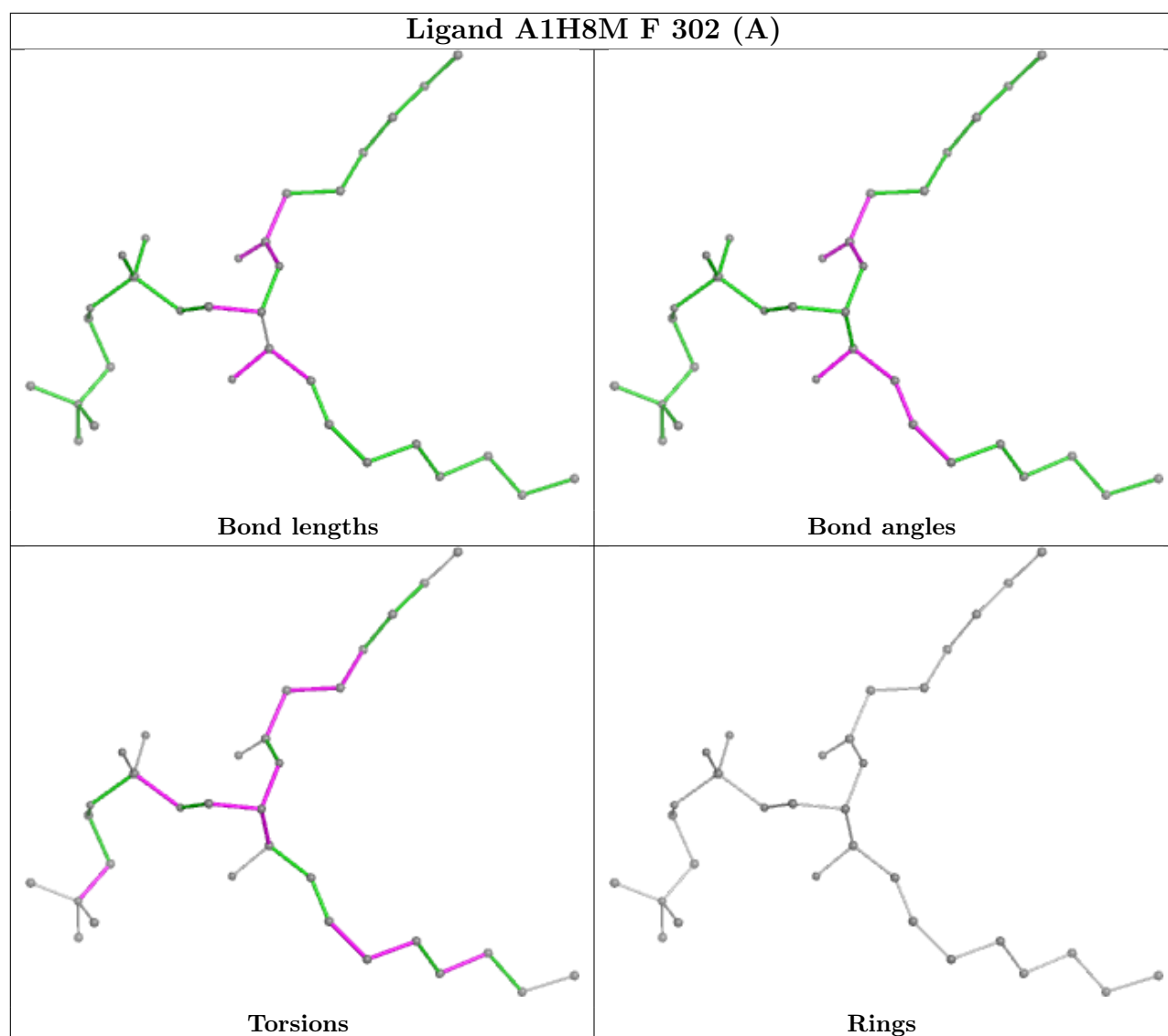


Ligand A1H8M B 302 (B)



Ligand A1H8M D 303





5.7 Other polymers [i](#)

There are no such residues in this entry.

5.8 Polymer linkage issues [i](#)

There are no chain breaks in this entry.

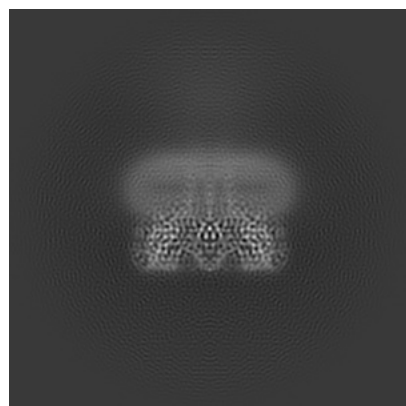
6 Map visualisation [i](#)

This section contains visualisations of the EMDB entry EMD-50057. These allow visual inspection of the internal detail of the map and identification of artifacts.


Images derived from a raw map, generated by summing the deposited half-maps, are presented below the corresponding image components of the primary map to allow further visual inspection and comparison with those of the primary map.

6.1 Orthogonal projections [i](#)


6.1.1 Primary map



X




Y




Z

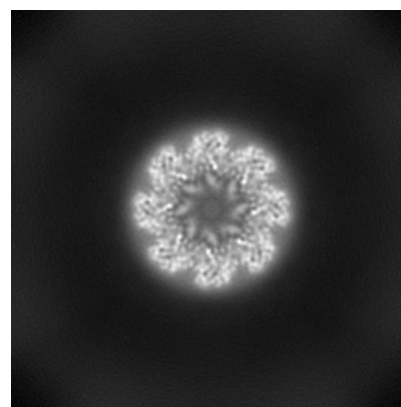
6.1.2 Raw map



X



Y

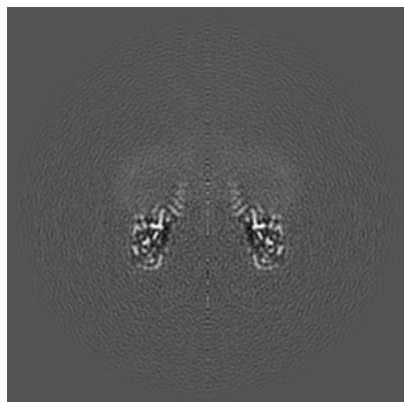


Z

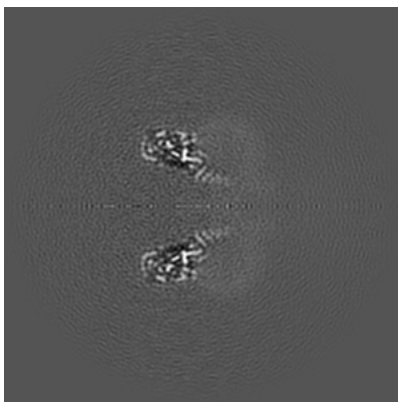
The images above show the map projected in three orthogonal directions.

6.2 Central slices [i](#)

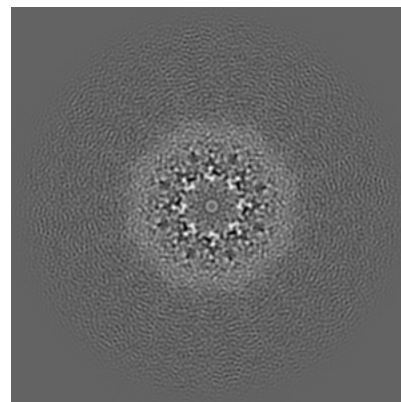
6.2.1 Primary map



X Index: 128

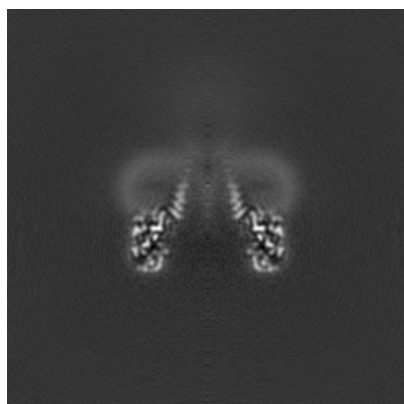


Y Index: 128

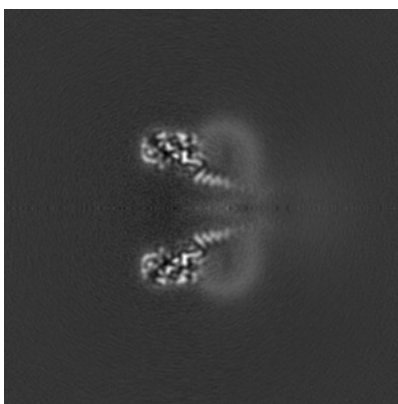


Z Index: 128

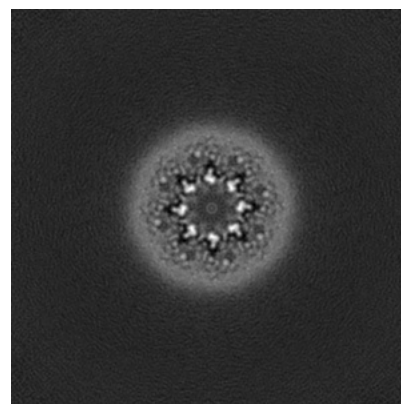
6.2.2 Raw map



X Index: 128



Y Index: 128

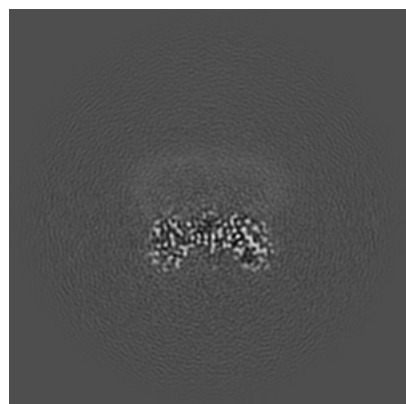


Z Index: 128

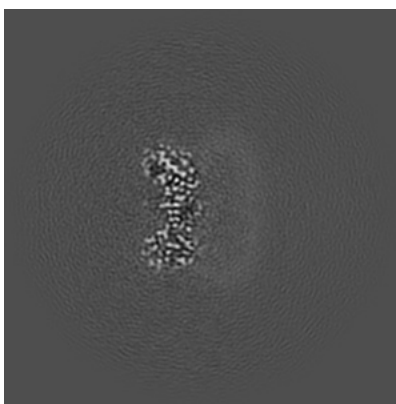
The images above show central slices of the map in three orthogonal directions.

6.3 Largest variance slices [i](#)


6.3.1 Primary map



X Index: 100

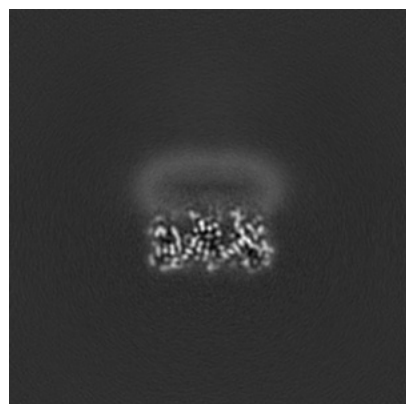


Y Index: 156

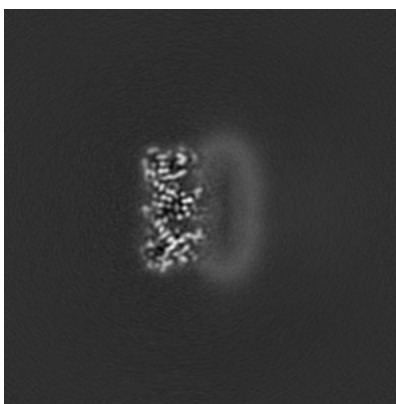


Z Index: 114

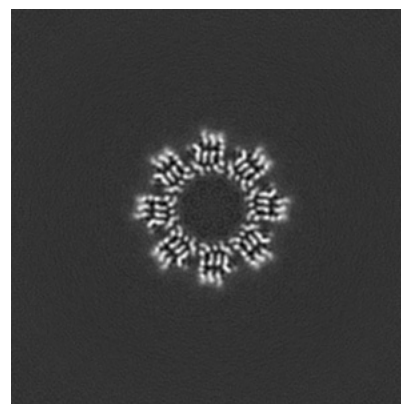
6.3.2 Raw map



X Index: 96



Y Index: 96




Z Index: 114


The images above show the largest variance slices of the map in three orthogonal directions.

6.4 Orthogonal standard-deviation projections (False-color) [i](#)

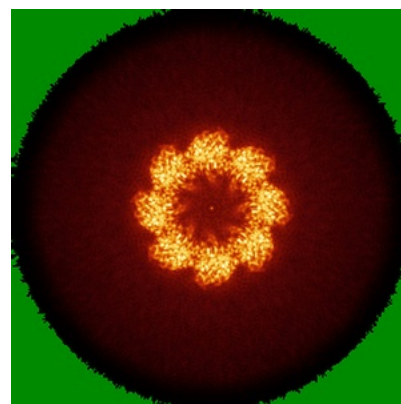
6.4.1 Primary map



X

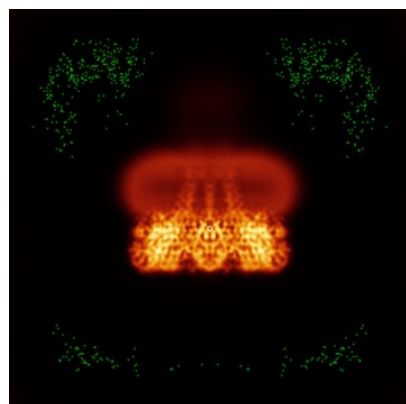


Y

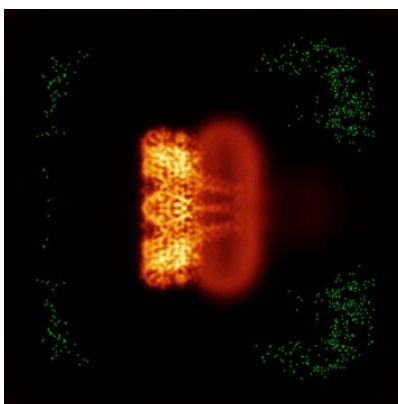


Z

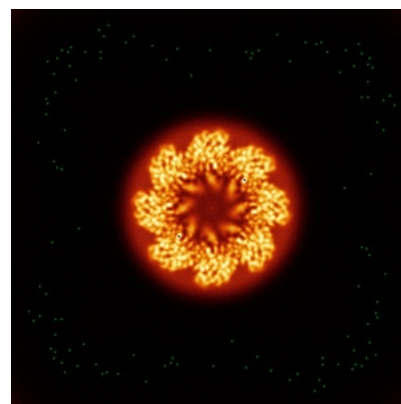
6.4.2 Raw map



X



Y




Z

The images above show the map standard deviation projections with false color in three orthogonal directions. Minimum values are shown in green, max in blue, and dark to light orange shades represent small to large values respectively.

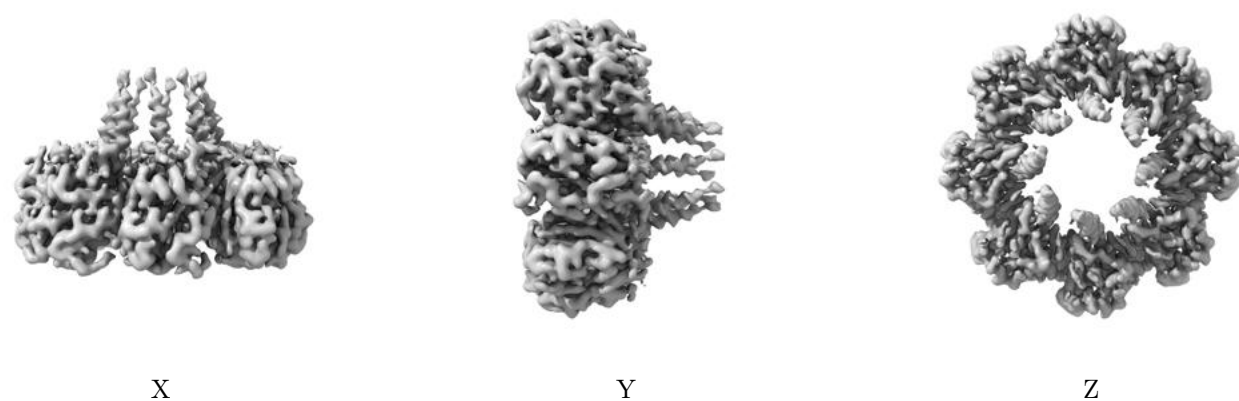
6.5 Orthogonal surface views [i](#)

6.5.1 Primary map



The images above show the 3D surface view of the map at the recommended contour level 0.542. These images, in conjunction with the slice images, may facilitate assessment of whether an appropriate contour level has been provided.

6.5.2 Raw map



These images show the 3D surface of the raw map. The raw map's contour level was selected so that its surface encloses the same volume as the primary map does at its recommended contour level.

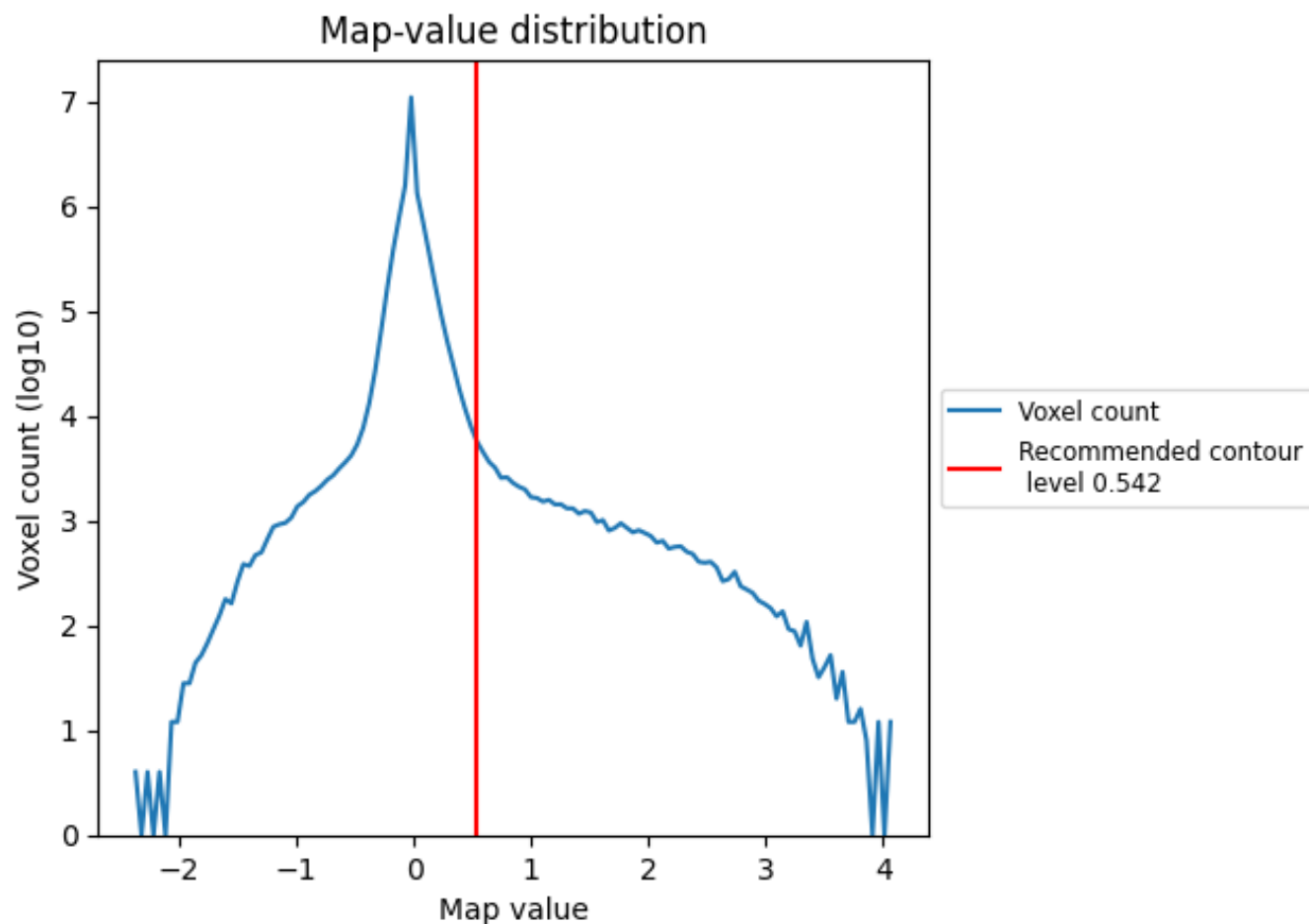
6.6 Mask visualisation [i](#)

This section was not generated. No masks/segmentation were deposited.

7 Map analysis [i](#)

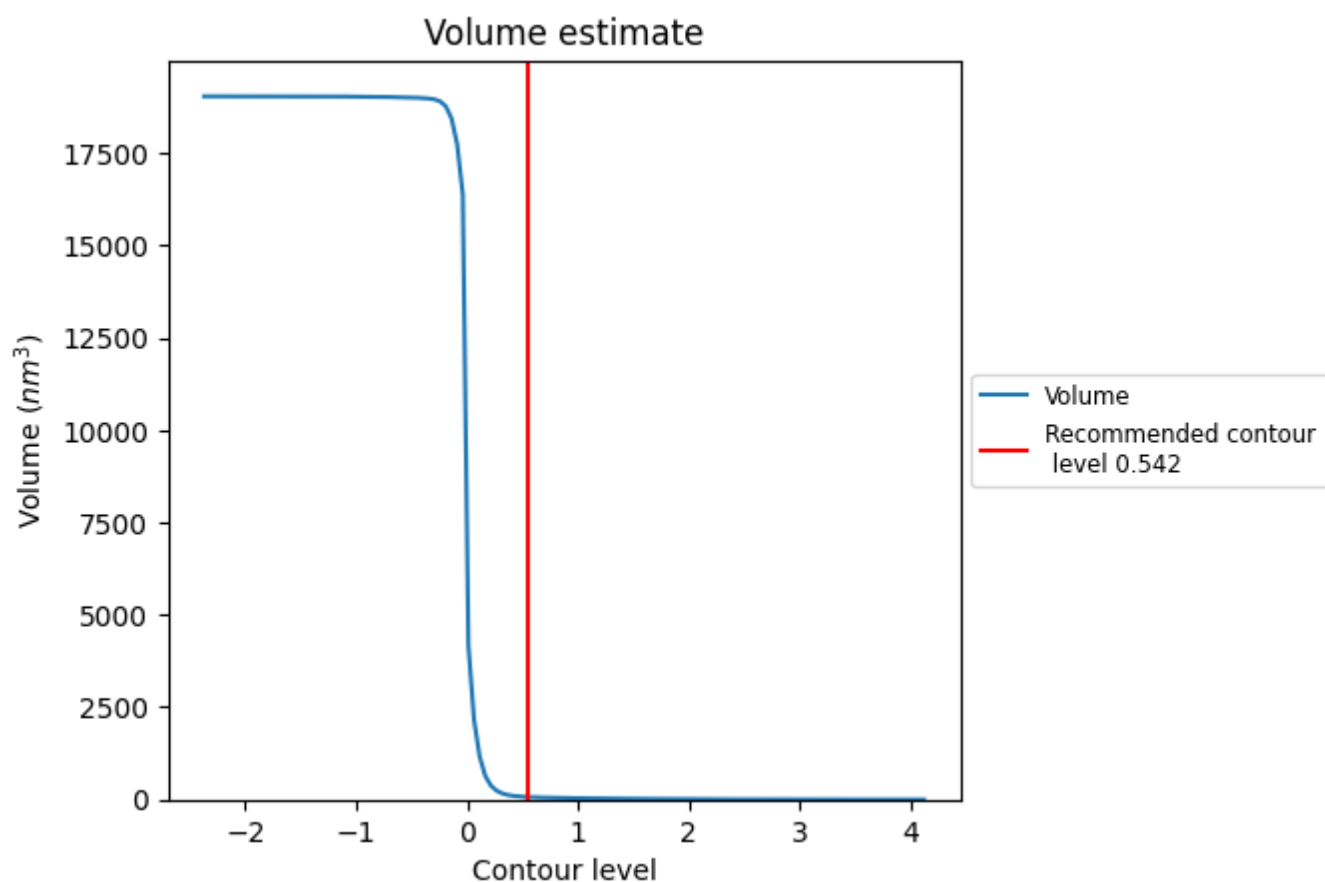
This section contains the results of statistical analysis of the map.

7.1 Map-value distribution [i](#)



The map-value distribution is plotted in 128 intervals along the x-axis. The y-axis is logarithmic. A spike in this graph at zero usually indicates that the volume has been masked.

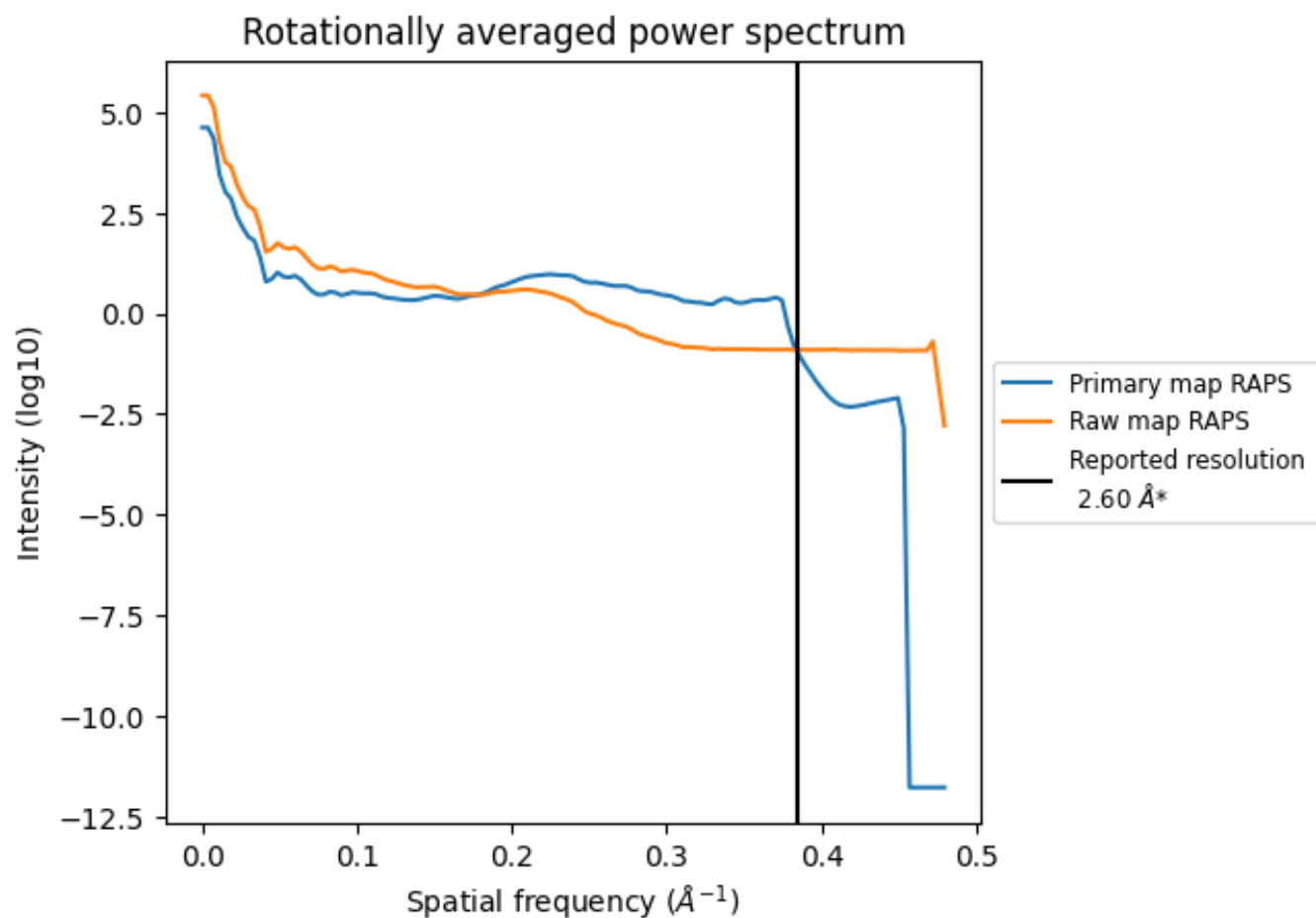
7.2 Volume estimate [i](#)



The volume at the recommended contour level is 69 nm³; this corresponds to an approximate mass of 62 kDa.

The volume estimate graph shows how the enclosed volume varies with the contour level. The recommended contour level is shown as a vertical line and the intersection between the line and the curve gives the volume of the enclosed surface at the given level.

7.3 Rotationally averaged power spectrum ⓘ

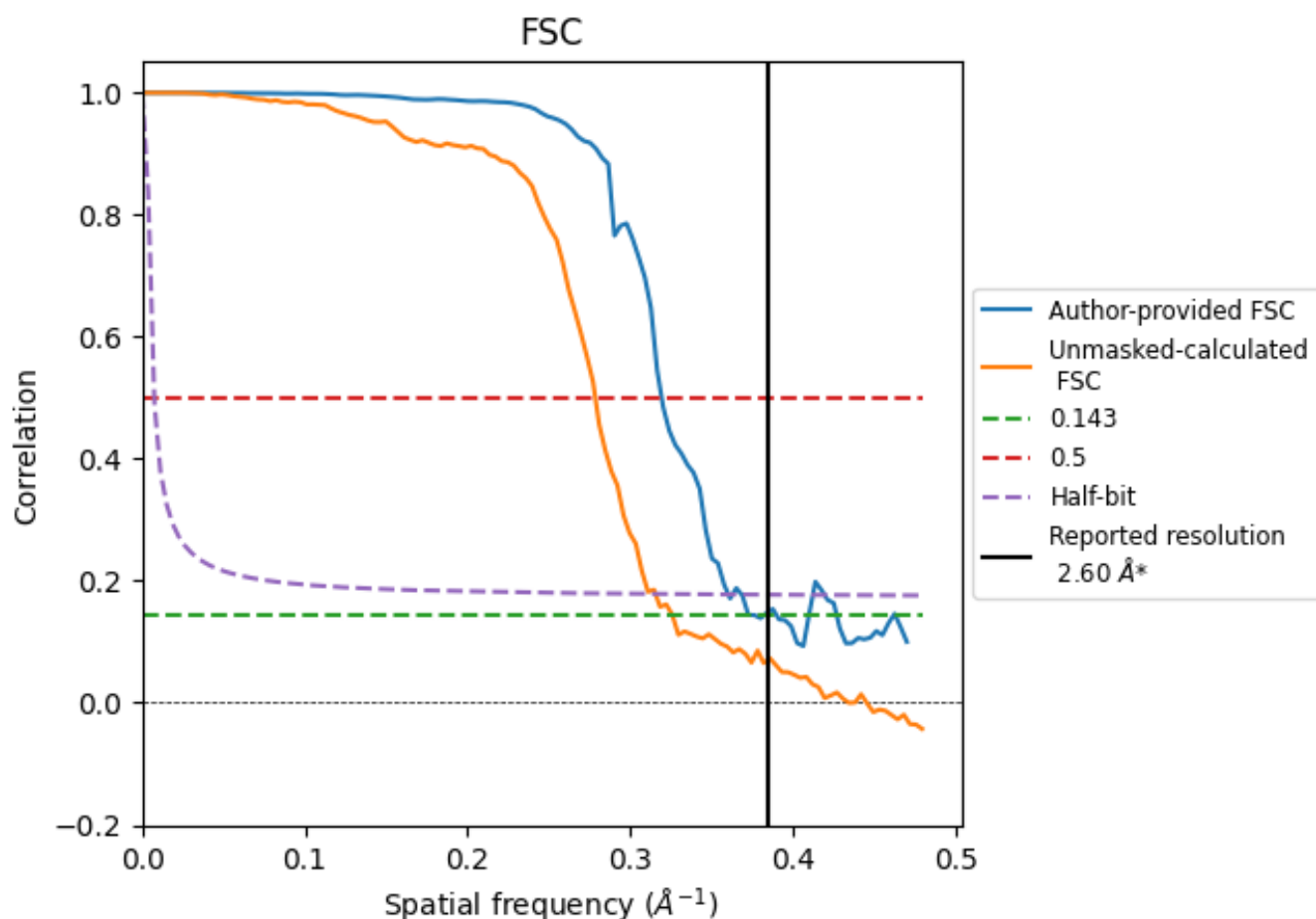


*Reported resolution corresponds to spatial frequency of 0.385 \AA^{-1}

8 Fourier-Shell correlation [i](#)

Fourier-Shell Correlation (FSC) is the most commonly used method to estimate the resolution of single-particle and subtomogram-averaged maps. The shape of the curve depends on the imposed symmetry, mask and whether or not the two 3D reconstructions used were processed from a common reference. The reported resolution is shown as a black line. A curve is displayed for the half-bit criterion in addition to lines showing the 0.143 gold standard cut-off and 0.5 cut-off.

8.1 FSC [i](#)



*Reported resolution corresponds to spatial frequency of 0.385 \AA^{-1}

8.2 Resolution estimates [i](#)

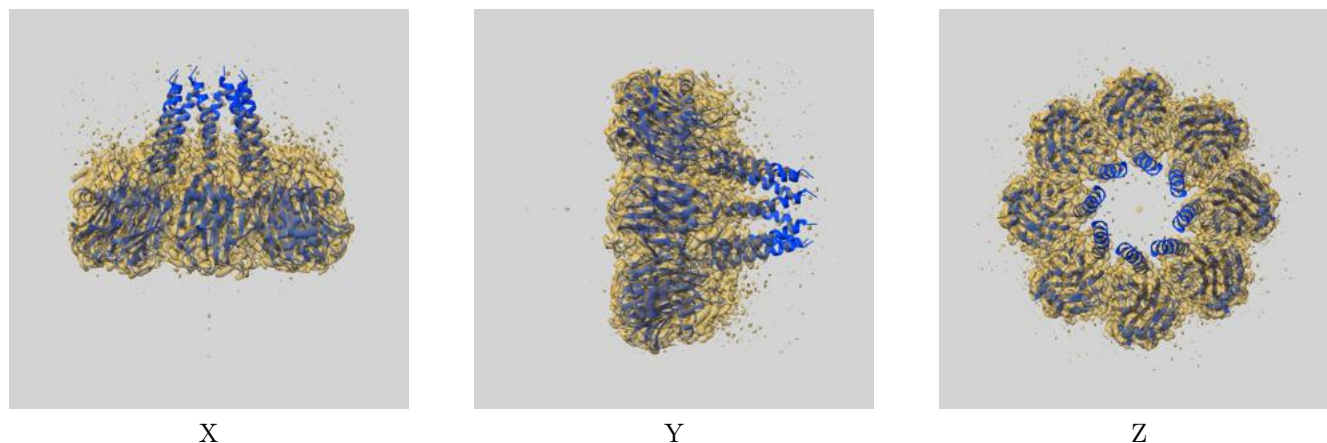
Resolution estimate (Å)	Estimation criterion (FSC cut-off)		
	0.143	0.5	Half-bit
Reported by author	2.60	-	-
Author-provided FSC curve	2.65	3.13	2.78
Unmasked-calculated*	3.07	3.59	3.17

*Resolution estimate based on FSC curve calculated by comparison of deposited half-maps. The value from deposited half-maps intersecting FSC 0.143 CUT-OFF 3.07 differs from the reported value 2.6 by more than 10 %

9 Map-model fit [i](#)

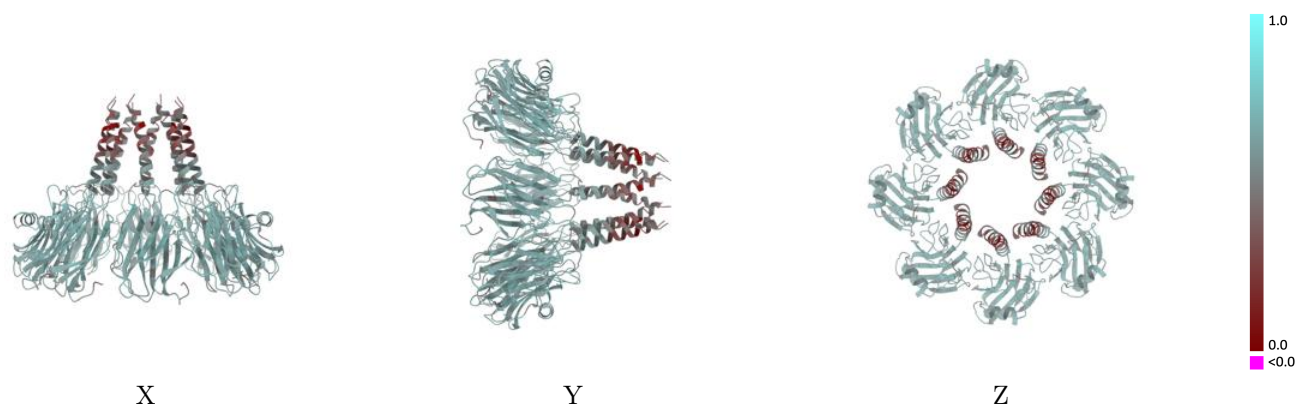
This section contains information regarding the fit between EMDB map EMD-50057 and PDB model 9EYM. Per-residue inclusion information can be found in [section 3](#) on [page 7](#).

9.1 Map-model overlay [i](#)



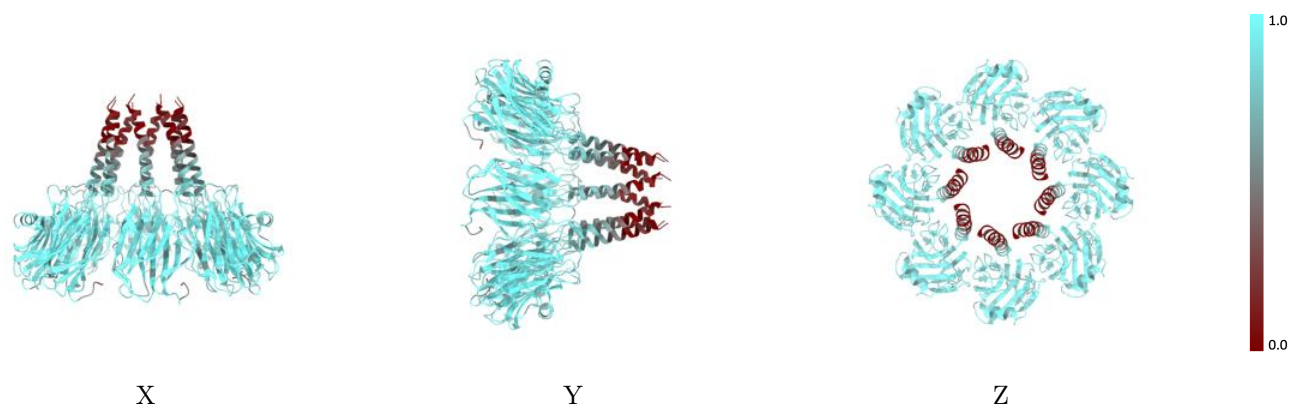
The images above show the 3D surface view of the map at the recommended contour level 0.542 at 50% transparency in yellow overlaid with a ribbon representation of the model coloured in blue. These images allow for the visual assessment of the quality of fit between the atomic model and the map.

9.2 Q-score mapped to coordinate model [i](#)



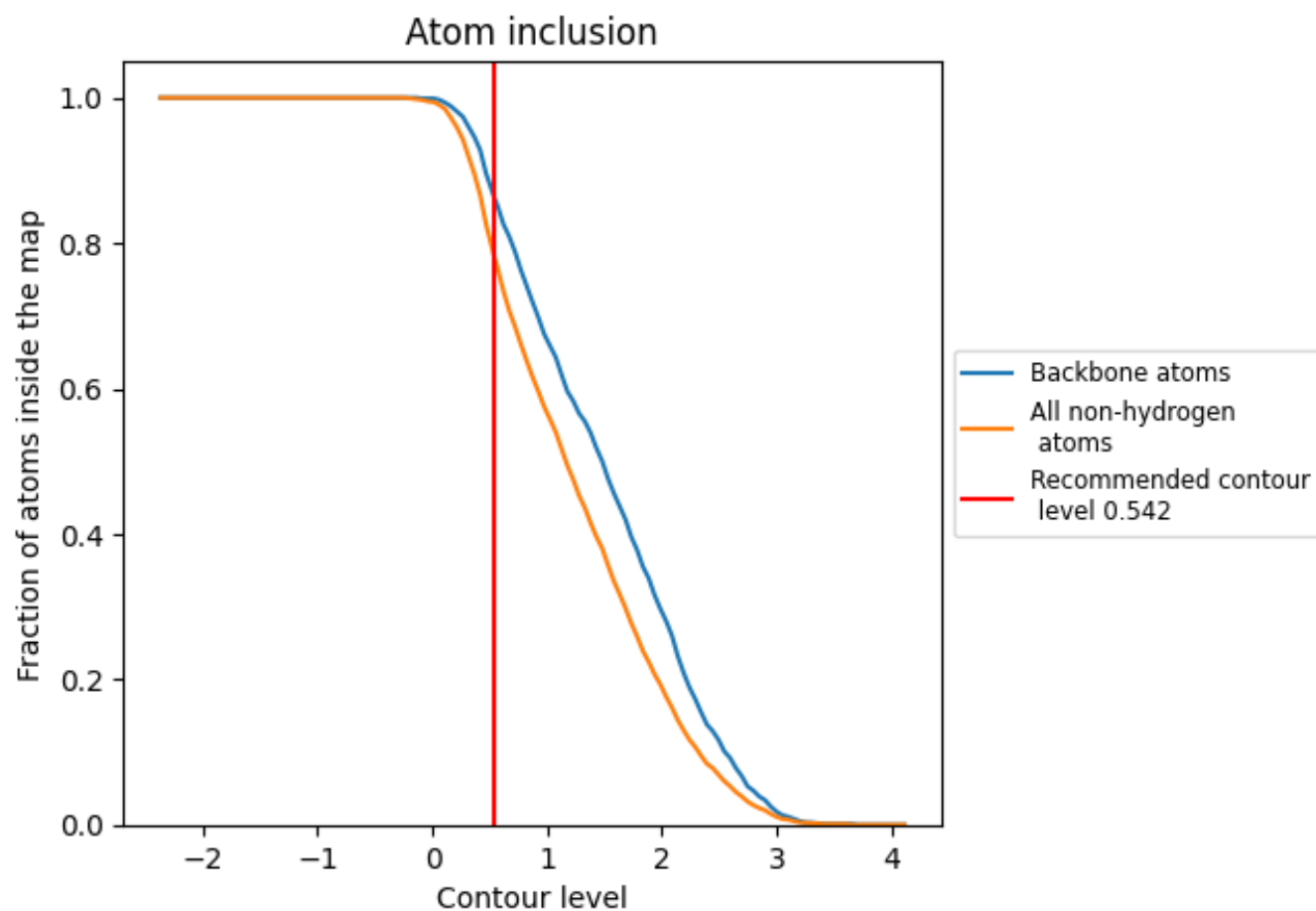
The images above show the model with each residue coloured according to its Q-score. This shows their resolvability in the map with higher Q-score values reflecting better resolvability. Please note: Q-score is calculating the resolvability of atoms, and thus high values are only expected at resolutions at which atoms can be resolved. Low Q-score values may therefore be expected for many entries.

9.3 Atom inclusion mapped to coordinate model [i](#)



The images above show the model with each residue coloured according to its atom inclusion. This shows to what extent they are inside the map at the recommended contour level (0.542).

9.4 Atom inclusion [i](#)



At the recommended contour level, 86% of all backbone atoms, 78% of all non-hydrogen atoms, are inside the map.

9.5 Map-model fit summary ⓘ

The table lists the average atom inclusion at the recommended contour level (0.542) and Q-score for the entire model and for each chain.

Chain	Atom inclusion	Q-score
All	<div><div></div></div> 0.7800	<div><div></div></div> 0.5730
A	<div><div></div></div> 0.7830	<div><div></div></div> 0.5760
B	<div><div></div></div> 0.7780	<div><div></div></div> 0.5730
C	<div><div></div></div> 0.7830	<div><div></div></div> 0.5740
D	<div><div></div></div> 0.7770	<div><div></div></div> 0.5710
E	<div><div></div></div> 0.7830	<div><div></div></div> 0.5750
F	<div><div></div></div> 0.7770	<div><div></div></div> 0.5710
G	<div><div></div></div> 0.7830	<div><div></div></div> 0.5750
H	<div><div></div></div> 0.7780	<div><div></div></div> 0.5720

1.0

0.0

<0.0