



Full wwPDB EM Validation Report ⓘ

Sep 29, 2025 – 01:45 pm BST

PDB ID : 9GKL / pdb_00009gkl
EMDB ID : EMD-51426
Title : Structure of the octameric pore of Fragaceotxin C (FraC or DELTA-actitoxin-Afr1a) in large unilamellar vesicles.
Authors : Martin Benito, J.; Santiago, C.; Carlero, D.; Arranz, R.
Deposited on : 2024-08-25
Resolution : 2.50 Å(reported)

This is a Full wwPDB EM Validation Report for a publicly released PDB entry.

We welcome your comments at validation@mail.wwpdb.org

A user guide is available at

<https://www.wwpdb.org/validation/2017/EMValidationReportHelp>
with specific help available everywhere you see the ⓘ symbol.

The types of validation reports are described at

<http://www.wwpdb.org/validation/2017/FAQs#types>.

The following versions of software and data (see [references ⓘ](#)) were used in the production of this report:

EMDB validation analysis : 0.0.1.dev129
Mogul : 1.8.4, CSD as541be (2020)
MolProbity : 4-5-2 with Phenix2.0
buster-report : 1.1.7 (2018)
Percentile statistics : 20231227.v01 (using entries in the PDB archive December 27th 2023)
EM percentile statistics : 202505.v01 (Using data in the EMDB archive up until May 2025)
MapQ : 1.9.13
Ideal geometry (proteins) : Engh & Huber (2001)
Ideal geometry (DNA, RNA) : Parkinson et al. (1996)
Validation Pipeline (wwPDB-VP) : 2.46

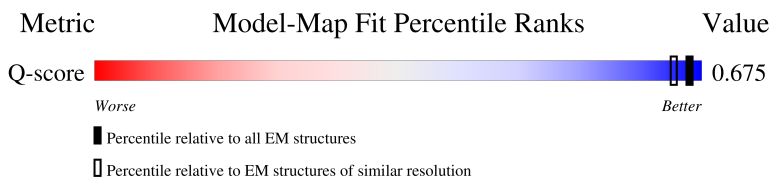
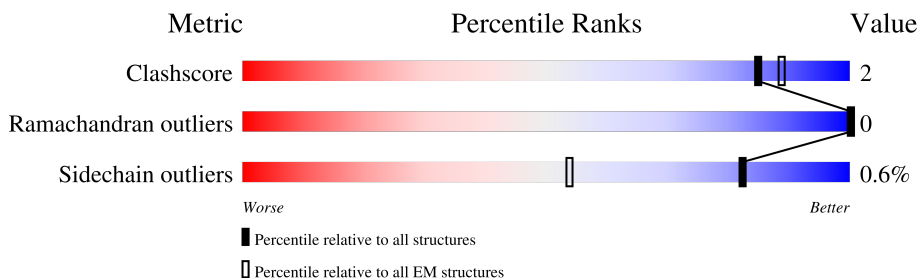
1 Overall quality at a glance

The following experimental techniques were used to determine the structure:

ELECTRON MICROSCOPY

The reported resolution of this entry is 2.50 Å.

Percentile scores (ranging between 0-100) for global validation metrics of the entry are shown in the following graphic. The table shows the number of entries on which the scores are based.



Metric	Whole archive (#Entries)	EM structures (#Entries)	Similar EM resolution (#Entries, resolution range(Å))
Clashscore	210492	15764	-
Ramachandran outliers	207382	16835	-
Sidechain outliers	206894	16415	-
Q-score	-	25397	7115 (2.00 - 3.00)

The table below summarises the geometric issues observed across the polymeric chains and their fit to the map. The red, orange, yellow and green segments of the bar indicate the fraction of residues that contain outliers for ≥ 3 , 2, 1 and 0 types of geometric quality criteria respectively. A grey segment represents the fraction of residues that are not modelled. The numeric value for each fraction is indicated below the corresponding segment, with a dot representing fractions $\leq 5\%$. The upper red bar (where present) indicates the fraction of residues that have poor fit to the EM map (all-atom inclusion $< 40\%$). The numeric value is given above the bar.

Mol	Chain	Length	Quality of chain
1	A	178	 94% 6%
1	B	178	 95% ..
1	C	178	 97% ..
1	D	178	 95% 5%

Continued on next page...

Continued from previous page...

Mol	Chain	Length	Quality of chain
1	E	178	<div><div></div><div>96%</div><div></div><div>• •</div></div>
1	F	178	<div><div></div><div>95%</div><div>5%</div><div></div></div>
1	G	178	<div><div></div><div>97%</div><div></div><div>•</div></div>
1	U	178	<div><div></div><div>94%</div><div></div><div>• •</div></div>

2 Entry composition

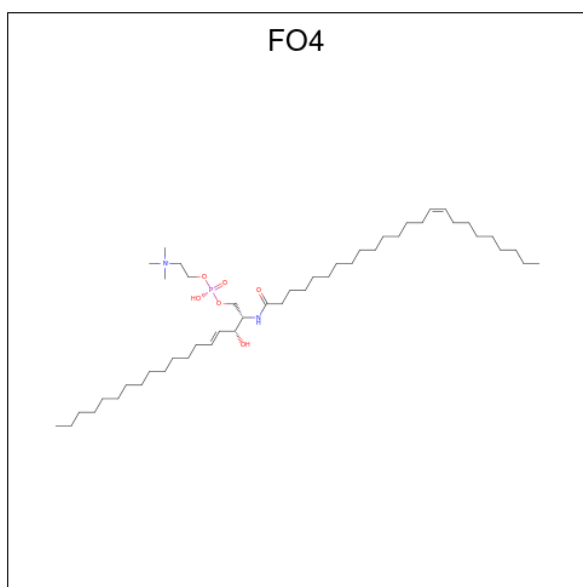
There are 4 unique types of molecules in this entry. The entry contains 14440 atoms, of which 0 are hydrogens and 0 are deuteriums.

In the tables below, the AltConf column contains the number of residues with at least one atom in alternate conformation and the Trace column contains the number of residues modelled with at most 2 atoms.

- Molecule 1 is a protein called DELTA-actitoxin-Afr1a.

Mol	Chain	Residues	Atoms					AltConf	Trace
1	U	178	Total	C	N	O	S	0	0
			1388	883	250	251	4		
1	A	178	Total	C	N	O	S	0	0
			1388	883	250	251	4		
1	B	178	Total	C	N	O	S	0	0
			1388	883	250	251	4		
1	C	178	Total	C	N	O	S	0	0
			1388	883	250	251	4		
1	D	178	Total	C	N	O	S	0	0
			1388	883	250	251	4		
1	E	178	Total	C	N	O	S	0	0
			1388	883	250	251	4		
1	F	178	Total	C	N	O	S	0	0
			1388	883	250	251	4		
1	G	178	Total	C	N	O	S	0	0
			1388	883	250	251	4		

- Molecule 2 is sphingomyelin (CCD ID: FO4) (formula: $C_{47}H_{94}N_2O_6P$) (labeled as "Ligand of Interest" by depositor).



Mol	Chain	Residues	Atoms					AltConf
2	U	1	Total	C	N	O	P	0
			42	33	2	6	1	
2	U	1	Total	C	N	O	P	0
			35	26	2	6	1	
2	U	1	Total	C	N	O	P	0
			33	24	2	6	1	
2	U	1	Total	C	N	O		0
			18	15	1	2		
2	U	1	Total	C	O			0
			14	13	1			
2	U	1	Total	C	N	O	P	0
			33	24	2	6	1	
2	U	1	Total	C	N	O	P	0
			52	43	2	6	1	
2	U	1	Total	C	N	O	P	0
			38	29	2	6	1	
2	A	1	Total	C	N	O	P	0
			38	29	2	6	1	
2	A	1	Total	C	N	O	P	0
			42	33	2	6	1	
2	A	1	Total	C	N	O	P	0
			35	26	2	6	1	
2	A	1	Total	C	N	O	P	0
			38	29	2	6	1	
2	A	1	Total	C	N	O	P	0
			33	24	2	6	1	
2	A	1	Total	C	N	O		0
			18	15	1	2		

Continued on next page...

Continued from previous page...

Mol	Chain	Residues	Atoms					AltConf
2	A	1	Total	C	O			0
			14	13	1			
2	A	1	Total	C	N	O	P	0
			33	24	2	6	1	
2	A	1	Total	C	N	O	P	0
			52	43	2	6	1	
2	A	1	Total	C	N	O	P	0
			38	29	2	6	1	
2	B	1	Total	C	N	O	P	0
			42	33	2	6	1	
2	B	1	Total	C	N	O	P	0
			35	26	2	6	1	
2	B	1	Total	C	N	O	P	0
			38	29	2	6	1	
2	B	1	Total	C	N	O	P	0
			33	24	2	6	1	
2	B	1	Total	C	N	O		0
			18	15	1	2		
2	B	1	Total	C	O			0
			14	13	1			
2	B	1	Total	C	N	O	P	0
			33	24	2	6	1	
2	B	1	Total	C	N	O	P	0
			52	43	2	6	1	
2	B	1	Total	C	N	O	P	0
			38	29	2	6	1	
2	C	1	Total	C	N	O	P	0
			42	33	2	6	1	
2	C	1	Total	C	N	O	P	0
			35	26	2	6	1	
2	C	1	Total	C	N	O	P	0
			38	29	2	6	1	
2	C	1	Total	C	N	O	P	0
			33	24	2	6	1	
2	C	1	Total	C	N	O		0
			18	15	1	2		
2	C	1	Total	C	O			0
			14	13	1			
2	C	1	Total	C	N	O	P	0
			33	24	2	6	1	
2	C	1	Total	C	N	O	P	0
			52	43	2	6	1	

Continued on next page...

Continued from previous page...

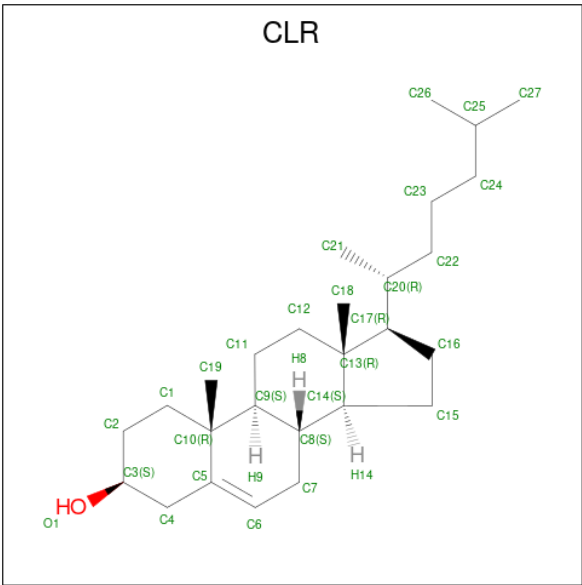
Mol	Chain	Residues	Atoms					AltConf
2	C	1	Total	C	N	O	P	0
			38	29	2	6	1	
2	D	1	Total	C	N	O	P	0
			42	33	2	6	1	
2	D	1	Total	C	N	O	P	0
			35	26	2	6	1	
2	D	1	Total	C	N	O	P	0
			38	29	2	6	1	
2	D	1	Total	C	N	O	P	0
			33	24	2	6	1	
2	D	1	Total	C	N	O		0
			18	15	1	2		
2	D	1	Total	C	O			0
			14	13	1			
2	D	1	Total	C	N	O	P	0
			33	24	2	6	1	
2	D	1	Total	C	N	O	P	0
			52	43	2	6	1	
2	D	1	Total	C	N	O	P	0
			38	29	2	6	1	
2	E	1	Total	C	N	O	P	0
			42	33	2	6	1	
2	E	1	Total	C	N	O	P	0
			35	26	2	6	1	
2	E	1	Total	C	N	O	P	0
			38	29	2	6	1	
2	E	1	Total	C	N	O	P	0
			33	24	2	6	1	
2	E	1	Total	C	N	O		0
			18	15	1	2		
2	E	1	Total	C	O			0
			14	13	1			
2	E	1	Total	C	N	O	P	0
			33	24	2	6	1	
2	E	1	Total	C	N	O	P	0
			52	43	2	6	1	
2	E	1	Total	C	N	O	P	0
			38	29	2	6	1	
2	F	1	Total	C	N	O	P	0
			42	33	2	6	1	
2	F	1	Total	C	N	O	P	0
			35	26	2	6	1	

Continued on next page...

Continued from previous page...

Mol	Chain	Residues	Atoms					AltConf
2	F	1	Total	C	N	O	P	0
			38	29	2	6	1	
2	F	1	Total	C	N	O	P	0
			33	24	2	6	1	
2	F	1	Total	C	N	O		0
			18	15	1	2		
2	F	1	Total	C	O			0
			14	13	1			
2	F	1	Total	C	N	O	P	0
			33	24	2	6	1	
2	F	1	Total	C	N	O	P	0
			52	43	2	6	1	
2	F	1	Total	C	N	O	P	0
			38	29	2	6	1	
2	G	1	Total	C	N	O	P	0
			52	43	2	6	1	
2	G	1	Total	C	N	O	P	0
			42	33	2	6	1	
2	G	1	Total	C	N	O	P	0
			35	26	2	6	1	
2	G	1	Total	C	N	O	P	0
			38	29	2	6	1	
2	G	1	Total	C	N	O	P	0
			33	24	2	6	1	
2	G	1	Total	C	N	O		0
			18	15	1	2		
2	G	1	Total	C	O			0
			14	13	1			
2	G	1	Total	C	N	O	P	0
			33	24	2	6	1	
2	G	1	Total	C	N	O	P	0
			38	29	2	6	1	

- Molecule 3 is CHOLESTEROL (CCD ID: CLR) (formula: C₂₇H₄₆O) (labeled as "Ligand of Interest" by depositor).



Mol	Chain	Residues	Atoms			AltConf
3	U	1	Total	C	O	0
			28	27	1	
3	U	1	Total	C	O	0
			28	27	1	
3	U	1	Total	C	O	0
			28	27	1	
3	U	1	Total	C	O	0
			28	27	1	
3	A	1	Total	C	O	0
			28	27	1	
3	A	1	Total	C	O	0
			28	27	1	
3	A	1	Total	C	O	0
			28	27	1	
3	B	1	Total	C	O	0
			28	27	1	
3	B	1	Total	C	O	0
			28	27	1	
3	B	1	Total	C	O	0
			28	27	1	
3	B	1	Total	C	O	0
			28	27	1	
3	C	1	Total	C	O	0
			28	27	1	
3	C	1	Total	C	O	0
			28	27	1	

Continued on next page...

Continued from previous page...

Mol	Chain	Residues	Atoms			AltConf
3	C	1	Total	C	O	0
			28	27	1	
3	C	1	Total	C	O	0
			28	27	1	
3	D	1	Total	C	O	0
			28	27	1	
3	D	1	Total	C	O	0
			28	27	1	
3	D	1	Total	C	O	0
			28	27	1	
3	D	1	Total	C	O	0
			28	27	1	
3	E	1	Total	C	O	0
			28	27	1	
3	E	1	Total	C	O	0
			28	27	1	
3	E	1	Total	C	O	0
			28	27	1	
3	E	1	Total	C	O	0
			28	27	1	
3	F	1	Total	C	O	0
			28	27	1	
3	F	1	Total	C	O	0
			28	27	1	
3	F	1	Total	C	O	0
			28	27	1	
3	F	1	Total	C	O	0
			28	27	1	
3	G	1	Total	C	O	0
			28	27	1	
3	G	1	Total	C	O	0
			28	27	1	
3	G	1	Total	C	O	0
			28	27	1	
3	G	1	Total	C	O	0
			28	27	1	

- Molecule 4 is water.

Mol	Chain	Residues	Atoms		AltConf
4	U	2	Total	O	0
			2	2	

Continued on next page...

Continued from previous page...

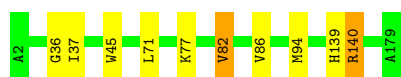
Mol	Chain	Residues	Atoms		AltConf
4	A	2	Total 2	O 2	0
4	B	2	Total 2	O 2	0
4	C	2	Total 2	O 2	0
4	D	2	Total 2	O 2	0
4	E	2	Total 2	O 2	0
4	F	2	Total 2	O 2	0
4	G	2	Total 2	O 2	0

3 Residue-property plots [i](#)

These plots are drawn for all protein, RNA, DNA and oligosaccharide chains in the entry. The first graphic for a chain summarises the proportions of the various outlier classes displayed in the second graphic. The second graphic shows the sequence view annotated by issues in geometry and atom inclusion in map density. Residues are color-coded according to the number of geometric quality criteria for which they contain at least one outlier: green = 0, yellow = 1, orange = 2 and red = 3 or more. A red diamond above a residue indicates a poor fit to the EM map for this residue (all-atom inclusion < 40%). Stretches of 2 or more consecutive residues without any outlier are shown as a green connector. Residues present in the sample, but not in the model, are shown in grey.

- Molecule 1: DELTA-actitoxin-Afr1a

Chain U:  94% ..



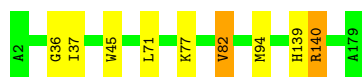
- Molecule 1: DELTA-actitoxin-Afr1a

Chain A:  94% 6%



- Molecule 1: DELTA-actitoxin-Afr1a

Chain B:  95% ..



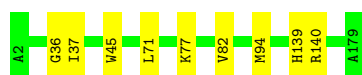
- Molecule 1: DELTA-actitoxin-Afr1a

Chain C:  97% ..



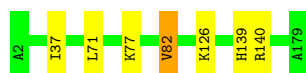
- Molecule 1: DELTA-actitoxin-Afr1a

Chain D:  95% 5%



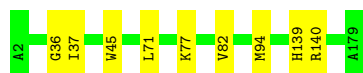
- Molecule 1: DELTA-actitoxin-Afr1a

Chain E:  96% ..



- Molecule 1: DELTA-actitoxin-Afr1a

Chain F:  95% 5%



- Molecule 1: DELTA-actitoxin-Afr1a

Chain G:  97% .



4 Experimental information

Property	Value	Source
EM reconstruction method	SINGLE PARTICLE	Depositor
Imposed symmetry	POINT, Not provided	
Number of particles used	122000	Depositor
Resolution determination method	FSC 0.143 CUT-OFF	Depositor
CTF correction method	PHASE FLIPPING AND AMPLITUDE CORRECTION	Depositor
Microscope	TFS KRIOS	Depositor
Voltage (kV)	300	Depositor
Electron dose ($e^-/\text{\AA}^2$)	50	Depositor
Minimum defocus (nm)	500	Depositor
Maximum defocus (nm)	1500	Depositor
Magnification	Not provided	
Image detector	FEI FALCON IV (4k x 4k)	Depositor
Maximum map value	0.907	Depositor
Minimum map value	-0.241	Depositor
Average map value	0.004	Depositor
Map value standard deviation	0.024	Depositor
Recommended contour level	0.1	Depositor
Map size (Å)	262.78, 262.78, 262.78	wwPDB
Map dimensions	280, 280, 280	wwPDB
Map angles (°)	90.0, 90.0, 90.0	wwPDB
Pixel spacing (Å)	0.9385, 0.9385, 0.9385	Depositor

5 Model quality [i](#)

5.1 Standard geometry [i](#)

Bond lengths and bond angles in the following residue types are not validated in this section: CLR, FO4

The Z score for a bond length (or angle) is the number of standard deviations the observed value is removed from the expected value. A bond length (or angle) with $|Z| > 5$ is considered an outlier worth inspection. RMSZ is the root-mean-square of all Z scores of the bond lengths (or angles).

Mol	Chain	Bond lengths		Bond angles	
		RMSZ	$\# Z > 5$	RMSZ	$\# Z > 5$
1	A	0.28	0/1423	0.30	0/1924
1	B	0.28	0/1423	0.30	0/1924
1	C	0.28	0/1423	0.30	0/1924
1	D	0.28	0/1423	0.30	0/1924
1	E	0.28	0/1423	0.29	0/1924
1	F	0.28	0/1423	0.31	0/1924
1	G	0.28	0/1423	0.30	0/1924
1	U	0.28	0/1423	0.30	0/1924
All	All	0.28	0/11384	0.30	0/15392

There are no bond length outliers.

There are no bond angle outliers.

There are no chirality outliers.

There are no planarity outliers.

5.2 Too-close contacts [i](#)

In the following table, the Non-H and H(model) columns list the number of non-hydrogen atoms and hydrogen atoms in the chain respectively. The H(added) column lists the number of hydrogen atoms added and optimized by MolProbity. The Clashes column lists the number of clashes within the asymmetric unit, whereas Symm-Clashes lists symmetry-related clashes.

Mol	Chain	Non-H	H(model)	H(added)	Clashes	Symm-Clashes
1	A	1388	0	1358	5	0
1	B	1388	0	1358	5	0
1	C	1388	0	1358	3	0
1	D	1388	0	1358	5	0
1	E	1388	0	1358	4	0

Continued on next page...

Continued from previous page...

Mol	Chain	Non-H	H(model)	H(added)	Clashes	Symm-Clashes
1	F	1388	0	1358	5	0
1	G	1388	0	1358	3	0
1	U	1388	0	1358	5	0
2	A	341	0	0	1	0
2	B	303	0	0	1	0
2	C	303	0	0	1	0
2	D	303	0	0	1	0
2	E	303	0	0	1	0
2	F	303	0	0	1	0
2	G	303	0	0	1	0
2	U	265	0	0	1	0
3	A	112	0	184	1	0
3	B	112	0	184	2	0
3	C	112	0	184	1	0
3	D	112	0	184	2	0
3	E	112	0	184	1	0
3	F	112	0	184	2	0
3	G	112	0	184	1	0
3	U	112	0	184	2	0
4	A	2	0	0	0	0
4	B	2	0	0	0	0
4	C	2	0	0	0	0
4	D	2	0	0	0	0
4	E	2	0	0	0	0
4	F	2	0	0	0	0
4	G	2	0	0	0	0
4	U	2	0	0	0	0
All	All	14440	0	12336	55	0

The all-atom clashscore is defined as the number of clashes found per 1000 atoms (including hydrogen atoms). The all-atom clashscore for this structure is 2.

All (55) close contacts within the same asymmetric unit are listed below, sorted by their clash magnitude.

Atom-1	Atom-2	Interatomic distance (Å)	Clash overlap (Å)
1:G:37:ILE:HD12	1:G:71:LEU:HD23	1.86	0.57
1:E:37:ILE:HD12	1:E:71:LEU:HD23	1.86	0.57
1:C:37:ILE:HD12	1:C:71:LEU:HD23	1.87	0.57
1:F:77:LYS:NZ	1:F:82:VAL:O	2.38	0.56
1:E:77:LYS:NZ	1:E:82:VAL:O	2.38	0.56
1:A:77:LYS:NZ	1:A:82:VAL:O	2.39	0.56

Continued on next page...

Continued from previous page...

Atom-1	Atom-2	Interatomic distance (Å)	Clash overlap (Å)
1:A:37:ILE:HD12	1:A:71:LEU:HD23	1.89	0.55
1:D:77:LYS:NZ	1:D:82:VAL:O	2.38	0.55
1:U:77:LYS:NZ	1:U:82:VAL:O	2.40	0.55
1:G:77:LYS:NZ	1:G:82:VAL:O	2.40	0.55
1:C:77:LYS:NZ	1:C:82:VAL:O	2.40	0.55
1:B:77:LYS:NZ	1:B:82:VAL:O	2.40	0.54
1:A:43:LYS:HB2	1:A:95:SER:HB2	1.93	0.51
2:D:204:FO4:O	2:D:204:FO4:O2	2.30	0.50
2:U:203:FO4:O2	2:U:203:FO4:O	2.30	0.49
2:B:204:FO4:O2	2:B:204:FO4:O	2.30	0.49
2:F:204:FO4:O2	2:F:204:FO4:O	2.30	0.48
1:B:37:ILE:HD12	1:B:71:LEU:HD23	1.96	0.47
2:E:204:FO4:O2	2:E:204:FO4:O	2.33	0.47
1:D:45:TRP:CD1	1:D:94:MET:HG2	2.50	0.47
2:G:205:FO4:O	2:G:205:FO4:O2	2.33	0.46
2:A:205:FO4:O2	2:A:205:FO4:O	2.33	0.46
2:C:204:FO4:O	2:C:204:FO4:O2	2.33	0.46
1:D:139:HIS:C	1:D:140:ARG:HD2	2.41	0.45
1:U:37:ILE:HD12	1:U:71:LEU:HD23	1.98	0.45
1:B:139:HIS:C	1:B:140:ARG:HD2	2.42	0.45
1:U:139:HIS:C	1:U:140:ARG:HD2	2.42	0.43
1:F:139:HIS:C	1:F:140:ARG:HD2	2.42	0.43
1:C:139:HIS:C	1:C:140:ARG:HD2	2.44	0.43
1:D:37:ILE:HD12	1:D:71:LEU:HD23	1.98	0.43
1:F:37:ILE:HD12	1:F:71:LEU:HD23	1.99	0.43
1:B:45:TRP:CD1	1:B:94:MET:HG2	2.53	0.43
1:U:45:TRP:CD1	1:U:94:MET:HG2	2.54	0.43
3:D:209:CLR:H213	3:D:211:CLR:H241	2.01	0.42
3:F:209:CLR:H213	3:F:211:CLR:H241	2.01	0.42
1:G:139:HIS:C	1:G:140:ARG:HD2	2.44	0.42
1:F:45:TRP:CD1	1:F:94:MET:HG2	2.54	0.42
3:B:209:CLR:H213	3:B:211:CLR:H241	2.01	0.42
1:E:139:HIS:C	1:E:140:ARG:HD2	2.44	0.42
1:A:139:HIS:C	1:A:140:ARG:HD2	2.45	0.41
3:F:210:CLR:H222	3:F:210:CLR:H121	2.02	0.41
1:B:36:GLY:HA2	1:B:71:LEU:O	2.20	0.41
3:E:210:CLR:H121	3:E:210:CLR:H222	2.02	0.41
1:A:109:ASP:OD1	1:A:111:ASN:HB2	2.21	0.41
3:B:210:CLR:H222	3:B:210:CLR:H121	2.02	0.41
1:U:36:GLY:HA2	1:U:71:LEU:O	2.20	0.41
1:E:126:LYS:HB3	1:E:126:LYS:HE3	1.87	0.41

Continued on next page...

Continued from previous page...

Atom-1	Atom-2	Interatomic distance (Å)	Clash overlap (Å)
3:U:208:CLR:H213	3:U:210:CLR:H241	2.02	0.41
3:A:211:CLR:H222	3:A:211:CLR:H121	2.02	0.41
3:C:210:CLR:H222	3:C:210:CLR:H121	2.02	0.41
1:D:36:GLY:HA2	1:D:71:LEU:O	2.20	0.41
3:G:211:CLR:H222	3:G:211:CLR:H121	2.02	0.41
3:U:209:CLR:H222	3:U:209:CLR:H121	2.02	0.40
1:F:36:GLY:HA2	1:F:71:LEU:O	2.21	0.40
3:D:209:CLR:H263	3:D:209:CLR:H232	1.97	0.40

There are no symmetry-related clashes.

5.3 Torsion angles

5.3.1 Protein backbone

In the following table, the Percentiles column shows the percent Ramachandran outliers of the chain as a percentile score with respect to all PDB entries followed by that with respect to all EM entries.

The Analysed column shows the number of residues for which the backbone conformation was analysed, and the total number of residues.

Mol	Chain	Analysed	Favoured	Allowed	Outliers	Percentiles	
1	A	176/178 (99%)	172 (98%)	4 (2%)	0	100	100
1	B	176/178 (99%)	172 (98%)	4 (2%)	0	100	100
1	C	176/178 (99%)	172 (98%)	4 (2%)	0	100	100
1	D	176/178 (99%)	173 (98%)	3 (2%)	0	100	100
1	E	176/178 (99%)	172 (98%)	4 (2%)	0	100	100
1	F	176/178 (99%)	173 (98%)	3 (2%)	0	100	100
1	G	176/178 (99%)	172 (98%)	4 (2%)	0	100	100
1	U	176/178 (99%)	173 (98%)	3 (2%)	0	100	100
All	All	1408/1424 (99%)	1379 (98%)	29 (2%)	0	100	100

There are no Ramachandran outliers to report.

5.3.2 Protein sidechains ⓘ

In the following table, the Percentiles column shows the percent sidechain outliers of the chain as a percentile score with respect to all PDB entries followed by that with respect to all EM entries.

The Analysed column shows the number of residues for which the sidechain conformation was analysed, and the total number of residues.

Mol	Chain	Analysed	Rotameric	Outliers	Percentiles	
1	A	141/141 (100%)	141 (100%)	0	100	100
1	B	141/141 (100%)	139 (99%)	2 (1%)	62	83
1	C	141/141 (100%)	140 (99%)	1 (1%)	81	93
1	D	141/141 (100%)	141 (100%)	0	100	100
1	E	141/141 (100%)	140 (99%)	1 (1%)	81	93
1	F	141/141 (100%)	141 (100%)	0	100	100
1	G	141/141 (100%)	141 (100%)	0	100	100
1	U	141/141 (100%)	138 (98%)	3 (2%)	48	74
All	All	1128/1128 (100%)	1121 (99%)	7 (1%)	82	94

All (7) residues with a non-rotameric sidechain are listed below:

Mol	Chain	Res	Type
1	U	82	VAL
1	U	86	VAL
1	U	140	ARG
1	B	82	VAL
1	B	140	ARG
1	C	82	VAL
1	E	82	VAL

Sometimes sidechains can be flipped to improve hydrogen bonding and reduce clashes. All (9) such sidechains are listed below:

Mol	Chain	Res	Type
1	U	74	ASN
1	U	139	HIS
1	B	139	HIS
1	C	139	HIS
1	D	139	HIS
1	E	139	HIS
1	F	74	ASN

Continued on next page...

Continued from previous page...

Mol	Chain	Res	Type
1	F	139	HIS
1	G	139	HIS

5.3.3 RNA ⓘ

There are no RNA molecules in this entry.

5.4 Non-standard residues in protein, DNA, RNA chains ⓘ

There are no non-standard protein/DNA/RNA residues in this entry.

5.5 Carbohydrates ⓘ

There are no oligosaccharides in this entry.

5.6 Ligand geometry ⓘ

104 ligands are modelled in this entry.

In the following table, the Counts columns list the number of bonds (or angles) for which Mogul statistics could be retrieved, the number of bonds (or angles) that are observed in the model and the number of bonds (or angles) that are defined in the Chemical Component Dictionary. The Link column lists molecule types, if any, to which the group is linked. The Z score for a bond length (or angle) is the number of standard deviations the observed value is removed from the expected value. A bond length (or angle) with $|Z| > 2$ is considered an outlier worth inspection. RMSZ is the root-mean-square of all Z scores of the bond lengths (or angles).

Mol	Type	Chain	Res	Link	Bond lengths			Bond angles		
					Counts	RMSZ	$\# Z > 2$	Counts	RMSZ	$\# Z > 2$
2	FO4	G	201	-	50,51,55	0.54	1 (2%)	56,59,63	0.51	0
2	FO4	C	204	-	31,32,55	0.62	1 (3%)	37,40,63	0.53	0
3	CLR	F	210	-	31,31,31	0.45	0	48,48,48	0.86	1 (2%)
3	CLR	G	212	-	31,31,31	0.40	0	48,48,48	0.62	0
3	CLR	U	210	-	31,31,31	0.40	0	48,48,48	0.68	0
3	CLR	B	211	-	31,31,31	0.40	0	48,48,48	0.68	0
2	FO4	D	206	-	13,13,55	0.27	0	12,12,63	0.35	0
2	FO4	E	204	-	31,32,55	0.62	1 (3%)	37,40,63	0.54	0
2	FO4	U	212	-	36,37,55	0.60	1 (2%)	42,45,63	0.62	1 (2%)
2	FO4	G	204	-	36,37,55	0.60	1 (2%)	42,45,63	0.81	1 (2%)

Mol	Type	Chain	Res	Link	Bond lengths			Bond angles		
					Counts	RMSZ	# Z > 2	Counts	RMSZ	# Z > 2
3	CLR	A	210	-	31,31,31	0.44	0	48,48,48	0.60	0
2	FO4	F	212	-	50,51,55	0.55	1 (2%)	56,59,63	0.57	1 (1%)
3	CLR	F	208	-	31,31,31	0.41	0	48,48,48	0.62	0
2	FO4	B	204	-	31,32,55	0.61	1 (3%)	37,40,63	0.55	0
3	CLR	B	208	-	31,31,31	0.41	0	48,48,48	0.62	0
2	FO4	A	214	-	36,37,55	0.60	1 (2%)	42,45,63	0.59	0
2	FO4	B	203	-	36,37,55	0.60	1 (2%)	42,45,63	0.86	1 (2%)
2	FO4	G	207	-	13,13,55	0.27	0	12,12,63	0.35	0
2	FO4	G	206	-	16,17,55	0.60	1 (6%)	15,18,63	0.74	1 (6%)
2	FO4	U	206	-	31,32,55	0.66	1 (3%)	36,40,63	1.62	3 (8%)
3	CLR	B	210	-	31,31,31	0.45	0	48,48,48	0.86	1 (2%)
3	CLR	E	208	-	31,31,31	0.41	0	48,48,48	0.65	0
2	FO4	F	213	-	36,37,55	0.59	1 (2%)	42,45,63	0.62	1 (2%)
2	FO4	F	206	-	13,13,55	0.27	0	12,12,63	0.35	0
2	FO4	B	206	-	13,13,55	0.27	0	12,12,63	0.35	0
3	CLR	G	210	-	31,31,31	0.44	0	48,48,48	0.60	0
2	FO4	A	206	-	16,17,55	0.59	1 (6%)	15,18,63	0.74	1 (6%)
2	FO4	D	204	-	31,32,55	0.61	1 (3%)	37,40,63	0.55	0
3	CLR	A	212	-	31,31,31	0.40	0	48,48,48	0.62	0
3	CLR	A	211	-	31,31,31	0.45	0	48,48,48	0.85	1 (2%)
2	FO4	D	213	-	36,37,55	0.59	1 (2%)	42,45,63	0.62	1 (2%)
2	FO4	G	203	-	33,34,55	0.64	1 (3%)	39,42,63	0.84	1 (2%)
2	FO4	F	207	-	31,32,55	0.66	1 (3%)	36,40,63	1.62	3 (8%)
2	FO4	A	202	-	40,41,55	0.57	1 (2%)	46,49,63	0.72	1 (2%)
3	CLR	C	210	-	31,31,31	0.45	0	48,48,48	0.85	1 (2%)
2	FO4	A	207	-	13,13,55	0.27	0	12,12,63	0.35	0
2	FO4	B	205	-	16,17,55	0.59	1 (6%)	15,18,63	0.73	1 (6%)
2	FO4	B	207	-	31,32,55	0.65	1 (3%)	36,40,63	1.62	3 (8%)
3	CLR	D	208	-	31,31,31	0.41	0	48,48,48	0.62	0
2	FO4	G	205	-	31,32,55	0.62	1 (3%)	37,40,63	0.54	0
3	CLR	D	209	-	31,31,31	0.44	0	48,48,48	0.62	0
3	CLR	D	211	-	31,31,31	0.40	0	48,48,48	0.68	0
2	FO4	G	213	-	36,37,55	0.60	1 (2%)	42,45,63	0.59	0
2	FO4	E	202	-	33,34,55	0.64	1 (3%)	39,42,63	0.84	1 (2%)
2	FO4	A	208	-	31,32,55	0.66	1 (3%)	36,40,63	1.54	3 (8%)
2	FO4	C	202	-	33,34,55	0.64	1 (3%)	39,42,63	0.84	1 (2%)
2	FO4	C	205	-	16,17,55	0.60	1 (6%)	15,18,63	0.73	1 (6%)

Mol	Type	Chain	Res	Link	Bond lengths			Bond angles		
					Counts	RMSZ	# Z > 2	Counts	RMSZ	# Z > 2
2	FO4	E	201	-	40,41,55	0.57	1 (2%)	46,49,63	0.72	1 (2%)
2	FO4	F	205	-	16,17,55	0.59	1 (6%)	15,18,63	0.74	1 (6%)
2	FO4	D	207	-	31,32,55	0.65	1 (3%)	36,40,63	1.62	3 (8%)
2	FO4	U	205	-	13,13,55	0.27	0	12,12,63	0.35	0
3	CLR	G	209	-	31,31,31	0.41	0	48,48,48	0.65	0
3	CLR	G	211	-	31,31,31	0.45	0	48,48,48	0.86	1 (2%)
3	CLR	D	210	-	31,31,31	0.45	0	48,48,48	0.86	1 (2%)
2	FO4	C	201	-	40,41,55	0.57	1 (2%)	46,49,63	0.72	1 (2%)
2	FO4	C	203	-	36,37,55	0.60	1 (2%)	42,45,63	0.81	1 (2%)
2	FO4	A	213	-	50,51,55	0.54	1 (2%)	56,59,63	0.51	0
2	FO4	D	203	-	36,37,55	0.60	1 (2%)	42,45,63	0.86	1 (2%)
3	CLR	E	211	-	31,31,31	0.40	0	48,48,48	0.62	0
2	FO4	E	213	-	36,37,55	0.60	1 (2%)	42,45,63	0.60	0
2	FO4	D	212	-	50,51,55	0.55	1 (2%)	56,59,63	0.57	1 (1%)
3	CLR	F	209	-	31,31,31	0.44	0	48,48,48	0.62	0
2	FO4	E	212	-	50,51,55	0.54	1 (2%)	56,59,63	0.51	0
2	FO4	E	205	-	16,17,55	0.59	1 (6%)	15,18,63	0.74	1 (6%)
2	FO4	U	204	-	16,17,55	0.59	1 (6%)	15,18,63	0.74	1 (6%)
2	FO4	U	201	-	40,41,55	0.57	1 (2%)	46,49,63	0.72	1 (2%)
2	FO4	B	201	-	40,41,55	0.57	1 (2%)	46,49,63	0.72	1 (2%)
2	FO4	F	204	-	31,32,55	0.61	1 (3%)	37,40,63	0.55	0
3	CLR	U	207	-	31,31,31	0.41	0	48,48,48	0.62	0
2	FO4	U	203	-	31,32,55	0.61	1 (3%)	37,40,63	0.55	0
2	FO4	F	203	-	36,37,55	0.60	1 (2%)	42,45,63	0.86	1 (2%)
2	FO4	G	202	-	40,41,55	0.57	1 (2%)	46,49,63	0.71	1 (2%)
2	FO4	A	204	-	36,37,55	0.60	1 (2%)	42,45,63	0.81	1 (2%)
3	CLR	B	209	-	31,31,31	0.44	0	48,48,48	0.62	0
3	CLR	C	208	-	31,31,31	0.41	0	48,48,48	0.65	0
2	FO4	C	207	-	31,32,55	0.66	1 (3%)	36,40,63	1.54	3 (8%)
2	FO4	B	202	-	33,34,55	0.64	1 (3%)	39,42,63	0.83	1 (2%)
2	FO4	A	203	-	33,34,55	0.64	1 (3%)	39,42,63	0.84	2 (5%)
2	FO4	C	206	-	13,13,55	0.27	0	12,12,63	0.35	0
3	CLR	C	211	-	31,31,31	0.40	0	48,48,48	0.62	0
2	FO4	F	201	-	40,41,55	0.57	1 (2%)	46,49,63	0.72	1 (2%)
2	FO4	E	206	-	13,13,55	0.27	0	12,12,63	0.35	0
2	FO4	A	205	-	31,32,55	0.62	1 (3%)	37,40,63	0.53	0
3	CLR	A	209	-	31,31,31	0.41	0	48,48,48	0.65	0

Mol	Type	Chain	Res	Link	Bond lengths			Bond angles		
					Counts	RMSZ	# Z > 2	Counts	RMSZ	# Z > 2
3	CLR	U	209	-	31,31,31	0.45	0	48,48,48	0.86	1 (2%)
2	FO4	B	212	-	50,51,55	0.55	1 (2%)	56,59,63	0.57	1 (1%)
2	FO4	C	213	-	36,37,55	0.60	1 (2%)	42,45,63	0.59	0
3	CLR	U	208	-	31,31,31	0.44	0	48,48,48	0.62	0
2	FO4	U	211	-	50,51,55	0.55	1 (2%)	56,59,63	0.57	1 (1%)
3	CLR	E	209	-	31,31,31	0.44	0	48,48,48	0.60	0
2	FO4	A	201	-	36,37,55	0.60	1 (2%)	42,45,63	0.86	1 (2%)
2	FO4	C	212	-	50,51,55	0.54	1 (2%)	56,59,63	0.51	0
3	CLR	E	210	-	31,31,31	0.45	0	48,48,48	0.86	1 (2%)
3	CLR	F	211	-	31,31,31	0.40	0	48,48,48	0.68	0
2	FO4	B	213	-	36,37,55	0.59	1 (2%)	42,45,63	0.62	1 (2%)
2	FO4	U	202	-	33,34,55	0.64	1 (3%)	39,42,63	0.83	1 (2%)
2	FO4	D	201	-	40,41,55	0.57	1 (2%)	46,49,63	0.72	1 (2%)
2	FO4	G	208	-	31,32,55	0.66	1 (3%)	36,40,63	1.56	4 (11%)
2	FO4	D	205	-	16,17,55	0.59	1 (6%)	15,18,63	0.73	1 (6%)
2	FO4	F	202	-	33,34,55	0.64	1 (3%)	39,42,63	0.83	1 (2%)
3	CLR	C	209	-	31,31,31	0.45	0	48,48,48	0.61	0
2	FO4	D	202	-	33,34,55	0.64	1 (3%)	39,42,63	0.83	1 (2%)
2	FO4	E	203	-	36,37,55	0.60	1 (2%)	42,45,63	0.81	1 (2%)
2	FO4	E	207	-	31,32,55	0.66	1 (3%)	36,40,63	1.55	3 (8%)

In the following table, the Chirals column lists the number of chiral outliers, the number of chiral centers analysed, the number of these observed in the model and the number defined in the Chemical Component Dictionary. Similar counts are reported in the Torsion and Rings columns. '-' means no outliers of that kind were identified.

Mol	Type	Chain	Res	Link	Chirals	Torsions	Rings
2	FO4	G	201	-	-	10/56/56/60	-
2	FO4	C	204	-	-	13/37/37/60	-
3	CLR	F	210	-	-	6/10/68/68	0/4/4/4
3	CLR	G	212	-	-	0/10/68/68	0/4/4/4
3	CLR	U	210	-	-	0/10/68/68	0/4/4/4
3	CLR	B	211	-	-	0/10/68/68	0/4/4/4
2	FO4	D	206	-	-	4/10/11/60	-
2	FO4	E	204	-	-	13/37/37/60	-
2	FO4	U	212	-	-	10/42/42/60	-
2	FO4	G	204	-	-	19/42/42/60	-

Continued on next page...

Continued from previous page...

Mol	Type	Chain	Res	Link	Chirals	Torsions	Rings
3	CLR	A	210	-	-	2/10/68/68	0/4/4/4
2	FO4	F	212	-	-	10/56/56/60	-
3	CLR	F	208	-	-	0/10/68/68	0/4/4/4
2	FO4	B	204	-	-	12/37/37/60	-
3	CLR	B	208	-	-	0/10/68/68	0/4/4/4
2	FO4	A	214	-	-	12/42/42/60	-
2	FO4	B	203	-	-	19/42/42/60	-
2	FO4	G	207	-	-	1/10/11/60	-
2	FO4	G	206	-	-	2/18/18/60	-
2	FO4	U	206	-	-	17/37/37/60	-
3	CLR	B	210	-	-	6/10/68/68	0/4/4/4
3	CLR	E	208	-	-	0/10/68/68	0/4/4/4
2	FO4	F	213	-	-	10/42/42/60	-
2	FO4	F	206	-	-	4/10/11/60	-
2	FO4	B	206	-	-	4/10/11/60	-
3	CLR	G	210	-	-	2/10/68/68	0/4/4/4
2	FO4	A	206	-	-	2/18/18/60	-
2	FO4	D	204	-	-	13/37/37/60	-
3	CLR	A	212	-	-	0/10/68/68	0/4/4/4
3	CLR	A	211	-	-	6/10/68/68	0/4/4/4
2	FO4	D	213	-	-	10/42/42/60	-
2	FO4	G	203	-	-	12/39/39/60	-
2	FO4	F	207	-	-	17/37/37/60	-
2	FO4	A	202	-	-	16/46/46/60	-
3	CLR	C	210	-	-	6/10/68/68	0/4/4/4
2	FO4	A	207	-	-	1/10/11/60	-
2	FO4	B	205	-	-	4/18/18/60	-
2	FO4	B	207	-	-	17/37/37/60	-
3	CLR	D	208	-	-	0/10/68/68	0/4/4/4
2	FO4	G	205	-	-	13/37/37/60	-
3	CLR	D	209	-	-	2/10/68/68	0/4/4/4
3	CLR	D	211	-	-	0/10/68/68	0/4/4/4
2	FO4	G	213	-	-	12/42/42/60	-
2	FO4	E	202	-	-	11/39/39/60	-
2	FO4	A	208	-	-	17/37/37/60	-
2	FO4	C	202	-	-	11/39/39/60	-

Continued on next page...

Continued from previous page...

Mol	Type	Chain	Res	Link	Chirals	Torsions	Rings
2	FO4	C	205	-	-	2/18/18/60	-
2	FO4	E	201	-	-	16/46/46/60	-
2	FO4	F	205	-	-	4/18/18/60	-
2	FO4	D	207	-	-	17/37/37/60	-
2	FO4	U	205	-	-	4/10/11/60	-
3	CLR	G	209	-	-	0/10/68/68	0/4/4/4
3	CLR	G	211	-	-	6/10/68/68	0/4/4/4
3	CLR	D	210	-	-	6/10/68/68	0/4/4/4
2	FO4	C	201	-	-	16/46/46/60	-
2	FO4	C	203	-	-	19/42/42/60	-
2	FO4	A	213	-	-	10/56/56/60	-
2	FO4	D	203	-	-	19/42/42/60	-
3	CLR	E	211	-	-	0/10/68/68	0/4/4/4
2	FO4	E	213	-	-	12/42/42/60	-
2	FO4	D	212	-	-	10/56/56/60	-
3	CLR	F	209	-	-	2/10/68/68	0/4/4/4
2	FO4	E	212	-	-	10/56/56/60	-
2	FO4	E	205	-	-	3/18/18/60	-
2	FO4	U	204	-	-	4/18/18/60	-
2	FO4	U	201	-	-	17/46/46/60	-
2	FO4	B	201	-	-	17/46/46/60	-
2	FO4	F	204	-	-	13/37/37/60	-
3	CLR	U	207	-	-	0/10/68/68	0/4/4/4
2	FO4	U	203	-	-	12/37/37/60	-
2	FO4	F	203	-	-	19/42/42/60	-
2	FO4	G	202	-	-	17/46/46/60	-
2	FO4	A	204	-	-	19/42/42/60	-
3	CLR	B	209	-	-	2/10/68/68	0/4/4/4
3	CLR	C	208	-	-	0/10/68/68	0/4/4/4
2	FO4	C	207	-	-	17/37/37/60	-
2	FO4	B	202	-	-	10/39/39/60	-
2	FO4	A	203	-	-	11/39/39/60	-
2	FO4	C	206	-	-	1/10/11/60	-
3	CLR	C	211	-	-	0/10/68/68	0/4/4/4
2	FO4	F	201	-	-	17/46/46/60	-

Continued on next page...

Continued from previous page...

Mol	Type	Chain	Res	Link	Chirals	Torsions	Rings
2	FO4	E	206	-	-	1/10/11/60	-
2	FO4	A	205	-	-	13/37/37/60	-
3	CLR	A	209	-	-	0/10/68/68	0/4/4/4
3	CLR	U	209	-	-	6/10/68/68	0/4/4/4
2	FO4	B	212	-	-	10/56/56/60	-
2	FO4	C	213	-	-	12/42/42/60	-
3	CLR	U	208	-	-	2/10/68/68	0/4/4/4
2	FO4	U	211	-	-	10/56/56/60	-
3	CLR	E	209	-	-	2/10/68/68	0/4/4/4
2	FO4	A	201	-	-	19/42/42/60	-
2	FO4	C	212	-	-	10/56/56/60	-
3	CLR	E	210	-	-	6/10/68/68	0/4/4/4
3	CLR	F	211	-	-	0/10/68/68	0/4/4/4
2	FO4	B	213	-	-	10/42/42/60	-
2	FO4	U	202	-	-	10/39/39/60	-
2	FO4	D	201	-	-	17/46/46/60	-
2	FO4	G	208	-	-	17/37/37/60	-
2	FO4	D	205	-	-	4/18/18/60	-
2	FO4	F	202	-	-	10/39/39/60	-
3	CLR	C	209	-	-	2/10/68/68	0/4/4/4
2	FO4	D	202	-	-	10/39/39/60	-
2	FO4	E	203	-	-	19/42/42/60	-
2	FO4	E	207	-	-	17/37/37/60	-

All (64) bond length outliers are listed below:

Mol	Chain	Res	Type	Atoms	Z	Observed(Å)	Ideal(Å)
2	A	213	FO4	O-C	-2.37	1.39	1.43
2	G	201	FO4	O-C	-2.36	1.39	1.43
2	E	212	FO4	O-C	-2.36	1.39	1.43
2	C	212	FO4	O-C	-2.36	1.39	1.43
2	B	212	FO4	O-C	-2.32	1.39	1.43
2	U	211	FO4	O-C	-2.32	1.39	1.43
2	F	212	FO4	O-C	-2.32	1.39	1.43
2	D	212	FO4	O-C	-2.32	1.39	1.43
2	E	207	FO4	O-C	-2.24	1.39	1.43
2	C	207	FO4	O-C	-2.24	1.39	1.43
2	G	208	FO4	O-C	-2.24	1.39	1.43

Continued on next page...

Continued from previous page...

Mol	Chain	Res	Type	Atoms	Z	Observed(Å)	Ideal(Å)
2	A	208	FO4	O-C	-2.23	1.39	1.43
2	D	213	FO4	O-C	-2.22	1.39	1.43
2	U	212	FO4	O-C	-2.21	1.39	1.43
2	B	213	FO4	O-C	-2.21	1.39	1.43
2	F	213	FO4	O-C	-2.21	1.39	1.43
2	U	206	FO4	O-C	-2.21	1.39	1.43
2	B	207	FO4	O-C	-2.21	1.39	1.43
2	A	214	FO4	O-C	-2.20	1.39	1.43
2	E	213	FO4	O-C	-2.20	1.39	1.43
2	F	207	FO4	O-C	-2.20	1.39	1.43
2	D	207	FO4	O-C	-2.20	1.39	1.43
2	C	213	FO4	O-C	-2.20	1.39	1.43
2	G	213	FO4	O-C	-2.20	1.39	1.43
2	U	202	FO4	O-C	-2.16	1.39	1.43
2	B	202	FO4	O-C	-2.16	1.39	1.43
2	D	202	FO4	O-C	-2.16	1.39	1.43
2	F	202	FO4	O-C	-2.15	1.39	1.43
2	E	201	FO4	O-C	-2.15	1.39	1.43
2	F	201	FO4	O-C	-2.15	1.39	1.43
2	G	202	FO4	O-C	-2.15	1.39	1.43
2	A	203	FO4	O-C	-2.15	1.39	1.43
2	A	205	FO4	O-C	-2.15	1.39	1.43
2	C	204	FO4	O-C	-2.15	1.39	1.43
2	C	201	FO4	O-C	-2.14	1.39	1.43
2	C	202	FO4	O-C	-2.14	1.39	1.43
2	A	202	FO4	O-C	-2.14	1.39	1.43
2	G	205	FO4	O-C	-2.14	1.39	1.43
2	U	201	FO4	O-C	-2.14	1.39	1.43
2	D	201	FO4	O-C	-2.14	1.39	1.43
2	E	202	FO4	O-C	-2.14	1.39	1.43
2	E	204	FO4	O-C	-2.14	1.39	1.43
2	G	203	FO4	O-C	-2.14	1.39	1.43
2	B	201	FO4	O-C	-2.14	1.39	1.43
2	U	203	FO4	O-C	-2.13	1.39	1.43
2	B	204	FO4	O-C	-2.13	1.39	1.43
2	F	204	FO4	O-C	-2.12	1.39	1.43
2	D	204	FO4	O-C	-2.12	1.39	1.43
2	C	205	FO4	O-C	-2.11	1.39	1.43
2	E	205	FO4	O-C	-2.11	1.39	1.43
2	G	206	FO4	O-C	-2.11	1.39	1.43
2	A	206	FO4	O-C	-2.10	1.39	1.43
2	B	205	FO4	O-C	-2.10	1.39	1.43

Continued on next page...

Continued from previous page...

Mol	Chain	Res	Type	Atoms	Z	Observed(Å)	Ideal(Å)
2	D	205	FO4	O-C	-2.09	1.39	1.43
2	F	205	FO4	O-C	-2.09	1.39	1.43
2	U	204	FO4	O-C	-2.09	1.39	1.43
2	E	203	FO4	O-C	-2.05	1.39	1.43
2	C	203	FO4	O-C	-2.05	1.39	1.43
2	G	204	FO4	O-C	-2.05	1.39	1.43
2	A	204	FO4	O-C	-2.04	1.39	1.43
2	A	201	FO4	O-C	-2.04	1.39	1.43
2	B	203	FO4	O-C	-2.03	1.39	1.43
2	D	203	FO4	O-C	-2.03	1.39	1.43
2	F	203	FO4	O-C	-2.03	1.39	1.43

All (74) bond angle outliers are listed below:

Mol	Chain	Res	Type	Atoms	Z	Observed(°)	Ideal(°)
2	D	207	FO4	C16-N-C17	7.35	135.88	123.48
2	U	206	FO4	C16-N-C17	7.35	135.87	123.48
2	F	207	FO4	C16-N-C17	7.34	135.86	123.48
2	B	207	FO4	C16-N-C17	7.33	135.84	123.48
2	G	208	FO4	C16-N-C17	7.05	135.37	123.48
2	E	207	FO4	C16-N-C17	7.00	135.29	123.48
2	A	208	FO4	C16-N-C17	6.98	135.24	123.48
2	C	207	FO4	C16-N-C17	6.96	135.22	123.48
3	D	210	CLR	C13-C17-C20	3.72	125.31	119.49
3	F	210	CLR	C13-C17-C20	3.71	125.30	119.49
3	B	210	CLR	C13-C17-C20	3.70	125.29	119.49
3	U	209	CLR	C13-C17-C20	3.70	125.28	119.49
3	A	211	CLR	C13-C17-C20	3.67	125.24	119.49
3	C	210	CLR	C13-C17-C20	3.67	125.24	119.49
3	E	210	CLR	C13-C17-C20	3.67	125.23	119.49
3	G	211	CLR	C13-C17-C20	3.67	125.23	119.49
2	F	207	FO4	C-C16-N	3.62	116.58	110.01
2	D	207	FO4	C-C16-N	3.61	116.56	110.01
2	U	206	FO4	C-C16-N	3.61	116.55	110.01
2	B	207	FO4	C-C16-N	3.61	116.55	110.01
2	G	208	FO4	C-C16-N	3.58	116.50	110.01
2	E	207	FO4	C-C16-N	3.52	116.39	110.01
2	A	208	FO4	C-C16-N	3.49	116.34	110.01
2	C	207	FO4	C-C16-N	3.46	116.28	110.01
2	F	201	FO4	C-C1-C2	3.20	131.93	124.79
2	E	201	FO4	C-C1-C2	3.20	131.92	124.79
2	D	201	FO4	C-C1-C2	3.20	131.92	124.79

Continued on next page...

Continued from previous page...

Mol	Chain	Res	Type	Atoms	Z	Observed(°)	Ideal(°)
2	U	201	FO4	C-C1-C2	3.20	131.92	124.79
2	A	202	FO4	C-C1-C2	3.19	131.91	124.79
2	B	201	FO4	C-C1-C2	3.19	131.91	124.79
2	C	201	FO4	C-C1-C2	3.19	131.90	124.79
2	G	202	FO4	C-C1-C2	3.18	131.88	124.79
2	B	207	FO4	C18-C17-N	2.94	120.93	115.83
2	U	206	FO4	C18-C17-N	2.93	120.92	115.83
2	F	207	FO4	C18-C17-N	2.92	120.90	115.83
2	D	207	FO4	C18-C17-N	2.90	120.86	115.83
2	G	203	FO4	C-C16-N	-2.81	104.92	110.01
2	A	203	FO4	C-C16-N	-2.80	104.93	110.01
2	E	202	FO4	C-C16-N	-2.79	104.95	110.01
2	C	202	FO4	C-C16-N	-2.79	104.95	110.01
2	G	208	FO4	C18-C17-N	2.77	120.64	115.83
2	E	207	FO4	C18-C17-N	2.77	120.63	115.83
2	A	208	FO4	C18-C17-N	2.76	120.62	115.83
2	C	207	FO4	C18-C17-N	2.76	120.62	115.83
2	B	203	FO4	C-C1-C2	2.75	130.92	124.79
2	F	203	FO4	C-C1-C2	2.74	130.90	124.79
2	D	203	FO4	C-C1-C2	2.74	130.90	124.79
2	A	201	FO4	C-C1-C2	2.74	130.90	124.79
2	D	202	FO4	C-C16-N	-2.72	105.08	110.01
2	B	202	FO4	C-C16-N	-2.71	105.10	110.01
2	U	202	FO4	C-C16-N	-2.70	105.11	110.01
2	F	202	FO4	C-C16-N	-2.69	105.14	110.01
2	E	203	FO4	C-C1-C2	2.64	130.68	124.79
2	G	204	FO4	C-C1-C2	2.64	130.68	124.79
2	C	203	FO4	C-C1-C2	2.63	130.65	124.79
2	A	204	FO4	C-C1-C2	2.62	130.63	124.79
2	U	204	FO4	O-C-C16	2.59	111.42	107.31
2	F	205	FO4	O-C-C16	2.59	111.42	107.31
2	D	205	FO4	O-C-C16	2.58	111.42	107.31
2	B	205	FO4	O-C-C16	2.58	111.42	107.31
2	A	206	FO4	O-C-C16	2.58	111.40	107.31
2	E	205	FO4	O-C-C16	2.57	111.39	107.31
2	G	206	FO4	O-C-C16	2.57	111.39	107.31
2	C	205	FO4	O-C-C16	2.57	111.39	107.31
2	F	212	FO4	C-C16-N	-2.11	106.19	110.01
2	D	213	FO4	C41-C16-N	2.10	112.71	109.61
2	F	213	FO4	C41-C16-N	2.09	112.69	109.61
2	U	211	FO4	C-C16-N	-2.09	106.22	110.01
2	U	212	FO4	C41-C16-N	2.09	112.69	109.61

Continued on next page...

Continued from previous page...

Mol	Chain	Res	Type	Atoms	Z	Observed(°)	Ideal(°)
2	B	212	FO4	C-C16-N	-2.07	106.25	110.01
2	B	213	FO4	C41-C16-N	2.07	112.66	109.61
2	D	212	FO4	C-C16-N	-2.06	106.28	110.01
2	A	203	FO4	C41-C16-N	2.01	112.57	109.61
2	G	208	FO4	O1-C17-N	-2.01	119.56	122.95

There are no chirality outliers.

All (885) torsion outliers are listed below:

Mol	Chain	Res	Type	Atoms
2	U	201	FO4	C41-O2-P-O5
2	U	201	FO4	C1-C-C16-N
2	U	201	FO4	O-C-C16-N
2	U	201	FO4	C1-C-C16-C41
2	U	201	FO4	O-C-C16-C41
2	U	202	FO4	N-C16-C41-O2
2	U	202	FO4	C-C16-C41-O2
2	U	203	FO4	C42-O4-P-O5
2	U	203	FO4	C1-C-C16-C41
2	U	203	FO4	O-C-C16-C41
2	U	206	FO4	C16-C-C1-C2
2	U	206	FO4	O-C-C1-C2
2	U	206	FO4	C42-O4-P-O5
2	U	206	FO4	C42-O4-P-O2
2	U	206	FO4	C41-O2-P-O5
2	U	206	FO4	N-C16-C41-O2
2	U	206	FO4	C-C16-C41-O2
2	U	206	FO4	C1-C-C16-N
2	U	206	FO4	O-C-C16-N
2	U	206	FO4	C1-C-C16-C41
2	U	206	FO4	O-C-C16-C41
2	U	212	FO4	N-C16-C41-O2
2	U	212	FO4	C-C16-C41-O2
2	U	212	FO4	O-C-C16-C41
2	A	201	FO4	C1-C-C16-N
2	A	201	FO4	C1-C-C16-C41
2	A	202	FO4	C41-O2-P-O5
2	A	202	FO4	C1-C-C16-N
2	A	202	FO4	O-C-C16-N
2	A	202	FO4	C1-C-C16-C41
2	A	202	FO4	O-C-C16-C41
2	A	203	FO4	C41-O2-P-O5

Continued on next page...

Continued from previous page...

Mol	Chain	Res	Type	Atoms
2	A	203	FO4	N-C16-C41-O2
2	A	203	FO4	C-C16-C41-O2
2	A	204	FO4	C42-O4-P-O5
2	A	204	FO4	C1-C-C16-C41
2	A	205	FO4	C42-O4-P-O5
2	A	205	FO4	C1-C-C16-C41
2	A	205	FO4	O-C-C16-C41
2	A	208	FO4	C16-C-C1-C2
2	A	208	FO4	O-C-C1-C2
2	A	208	FO4	C42-O4-P-O2
2	A	208	FO4	N-C16-C41-O2
2	A	208	FO4	C-C16-C41-O2
2	A	208	FO4	C1-C-C16-N
2	A	208	FO4	O-C-C16-N
2	A	208	FO4	C1-C-C16-C41
2	A	208	FO4	O-C-C16-C41
2	A	214	FO4	C42-O4-P-O2
2	A	214	FO4	N-C16-C41-O2
2	A	214	FO4	C-C16-C41-O2
2	A	214	FO4	O-C-C16-C41
2	B	201	FO4	C41-O2-P-O5
2	B	201	FO4	C1-C-C16-N
2	B	201	FO4	O-C-C16-N
2	B	201	FO4	C1-C-C16-C41
2	B	201	FO4	O-C-C16-C41
2	B	202	FO4	N-C16-C41-O2
2	B	202	FO4	C-C16-C41-O2
2	B	203	FO4	C1-C-C16-N
2	B	203	FO4	C1-C-C16-C41
2	B	204	FO4	C42-O4-P-O5
2	B	204	FO4	C1-C-C16-C41
2	B	204	FO4	O-C-C16-C41
2	B	207	FO4	C16-C-C1-C2
2	B	207	FO4	O-C-C1-C2
2	B	207	FO4	C42-O4-P-O5
2	B	207	FO4	C42-O4-P-O2
2	B	207	FO4	C41-O2-P-O5
2	B	207	FO4	N-C16-C41-O2
2	B	207	FO4	C-C16-C41-O2
2	B	207	FO4	C1-C-C16-N
2	B	207	FO4	O-C-C16-N
2	B	207	FO4	C1-C-C16-C41

Continued on next page...

Continued from previous page...

Mol	Chain	Res	Type	Atoms
2	B	207	FO4	O-C-C16-C41
2	B	213	FO4	N-C16-C41-O2
2	B	213	FO4	C-C16-C41-O2
2	B	213	FO4	O-C-C16-C41
2	C	201	FO4	C41-O2-P-O5
2	C	201	FO4	C1-C-C16-N
2	C	201	FO4	O-C-C16-N
2	C	201	FO4	C1-C-C16-C41
2	C	201	FO4	O-C-C16-C41
2	C	202	FO4	C41-O2-P-O5
2	C	202	FO4	N-C16-C41-O2
2	C	202	FO4	C-C16-C41-O2
2	C	203	FO4	C42-O4-P-O5
2	C	203	FO4	C1-C-C16-C41
2	C	204	FO4	C42-O4-P-O5
2	C	204	FO4	C1-C-C16-C41
2	C	204	FO4	O-C-C16-C41
2	C	207	FO4	C16-C-C1-C2
2	C	207	FO4	O-C-C1-C2
2	C	207	FO4	C42-O4-P-O2
2	C	207	FO4	N-C16-C41-O2
2	C	207	FO4	C-C16-C41-O2
2	C	207	FO4	C1-C-C16-N
2	C	207	FO4	O-C-C16-N
2	C	207	FO4	C1-C-C16-C41
2	C	207	FO4	O-C-C16-C41
2	C	213	FO4	C42-O4-P-O2
2	C	213	FO4	N-C16-C41-O2
2	C	213	FO4	C-C16-C41-O2
2	C	213	FO4	O-C-C16-C41
2	D	201	FO4	C41-O2-P-O5
2	D	201	FO4	C1-C-C16-N
2	D	201	FO4	O-C-C16-N
2	D	201	FO4	C1-C-C16-C41
2	D	201	FO4	O-C-C16-C41
2	D	202	FO4	N-C16-C41-O2
2	D	202	FO4	C-C16-C41-O2
2	D	203	FO4	C1-C-C16-N
2	D	203	FO4	C1-C-C16-C41
2	D	204	FO4	C42-O4-P-O5
2	D	204	FO4	C1-C-C16-C41
2	D	204	FO4	O-C-C16-C41

Continued on next page...

Continued from previous page...

Mol	Chain	Res	Type	Atoms
2	D	207	FO4	C16-C-C1-C2
2	D	207	FO4	O-C-C1-C2
2	D	207	FO4	C42-O4-P-O5
2	D	207	FO4	C42-O4-P-O2
2	D	207	FO4	C41-O2-P-O5
2	D	207	FO4	N-C16-C41-O2
2	D	207	FO4	C-C16-C41-O2
2	D	207	FO4	C1-C-C16-N
2	D	207	FO4	O-C-C16-N
2	D	207	FO4	C1-C-C16-C41
2	D	207	FO4	O-C-C16-C41
2	D	213	FO4	N-C16-C41-O2
2	D	213	FO4	C-C16-C41-O2
2	D	213	FO4	O-C-C16-C41
2	E	201	FO4	C41-O2-P-O5
2	E	201	FO4	C1-C-C16-N
2	E	201	FO4	O-C-C16-N
2	E	201	FO4	C1-C-C16-C41
2	E	201	FO4	O-C-C16-C41
2	E	202	FO4	C41-O2-P-O5
2	E	202	FO4	N-C16-C41-O2
2	E	202	FO4	C-C16-C41-O2
2	E	203	FO4	C42-O4-P-O5
2	E	203	FO4	C1-C-C16-C41
2	E	204	FO4	C42-O4-P-O5
2	E	204	FO4	C1-C-C16-C41
2	E	204	FO4	O-C-C16-C41
2	E	207	FO4	C16-C-C1-C2
2	E	207	FO4	O-C-C1-C2
2	E	207	FO4	C42-O4-P-O2
2	E	207	FO4	N-C16-C41-O2
2	E	207	FO4	C-C16-C41-O2
2	E	207	FO4	C1-C-C16-N
2	E	207	FO4	O-C-C16-N
2	E	207	FO4	C1-C-C16-C41
2	E	207	FO4	O-C-C16-C41
2	E	213	FO4	C42-O4-P-O2
2	E	213	FO4	N-C16-C41-O2
2	E	213	FO4	C-C16-C41-O2
2	E	213	FO4	O-C-C16-C41
2	F	201	FO4	C41-O2-P-O5
2	F	201	FO4	C1-C-C16-N

Continued on next page...

Continued from previous page...

Mol	Chain	Res	Type	Atoms
2	F	201	FO4	O-C-C16-N
2	F	201	FO4	C1-C-C16-C41
2	F	201	FO4	O-C-C16-C41
2	F	202	FO4	N-C16-C41-O2
2	F	202	FO4	C-C16-C41-O2
2	F	203	FO4	C1-C-C16-N
2	F	203	FO4	C1-C-C16-C41
2	F	204	FO4	C42-O4-P-O5
2	F	204	FO4	C1-C-C16-C41
2	F	204	FO4	O-C-C16-C41
2	F	207	FO4	C16-C-C1-C2
2	F	207	FO4	O-C-C1-C2
2	F	207	FO4	C42-O4-P-O5
2	F	207	FO4	C42-O4-P-O2
2	F	207	FO4	C41-O2-P-O5
2	F	207	FO4	N-C16-C41-O2
2	F	207	FO4	C-C16-C41-O2
2	F	207	FO4	C1-C-C16-N
2	F	207	FO4	O-C-C16-N
2	F	207	FO4	C1-C-C16-C41
2	F	207	FO4	O-C-C16-C41
2	F	213	FO4	N-C16-C41-O2
2	F	213	FO4	C-C16-C41-O2
2	F	213	FO4	O-C-C16-C41
2	G	202	FO4	C41-O2-P-O5
2	G	202	FO4	C1-C-C16-N
2	G	202	FO4	O-C-C16-N
2	G	202	FO4	C1-C-C16-C41
2	G	202	FO4	O-C-C16-C41
2	G	203	FO4	C41-O2-P-O5
2	G	203	FO4	N-C16-C41-O2
2	G	203	FO4	C-C16-C41-O2
2	G	204	FO4	C42-O4-P-O5
2	G	204	FO4	C1-C-C16-C41
2	G	205	FO4	C42-O4-P-O5
2	G	205	FO4	C1-C-C16-C41
2	G	205	FO4	O-C-C16-C41
2	G	208	FO4	C16-C-C1-C2
2	G	208	FO4	O-C-C1-C2
2	G	208	FO4	C42-O4-P-O2
2	G	208	FO4	N-C16-C41-O2
2	G	208	FO4	C-C16-C41-O2

Continued on next page...

Continued from previous page...

Mol	Chain	Res	Type	Atoms
2	G	208	FO4	C1-C-C16-N
2	G	208	FO4	O-C-C16-N
2	G	208	FO4	C1-C-C16-C41
2	G	208	FO4	O-C-C16-C41
2	G	213	FO4	C42-O4-P-O2
2	G	213	FO4	N-C16-C41-O2
2	G	213	FO4	C-C16-C41-O2
2	G	213	FO4	O-C-C16-C41
3	U	209	CLR	C13-C17-C20-C22
3	A	211	CLR	C13-C17-C20-C22
3	B	210	CLR	C13-C17-C20-C22
3	C	210	CLR	C13-C17-C20-C22
3	D	210	CLR	C13-C17-C20-C22
3	E	210	CLR	C13-C17-C20-C22
3	F	210	CLR	C13-C17-C20-C22
3	G	211	CLR	C13-C17-C20-C22
2	U	206	FO4	C18-C17-N-C16
2	A	201	FO4	C18-C17-N-C16
2	A	204	FO4	C18-C17-N-C16
2	A	208	FO4	C18-C17-N-C16
2	B	203	FO4	C18-C17-N-C16
2	B	207	FO4	C18-C17-N-C16
2	C	203	FO4	C18-C17-N-C16
2	C	207	FO4	C18-C17-N-C16
2	D	203	FO4	C18-C17-N-C16
2	D	207	FO4	C18-C17-N-C16
2	E	203	FO4	C18-C17-N-C16
2	E	207	FO4	C18-C17-N-C16
2	F	203	FO4	C18-C17-N-C16
2	F	207	FO4	C18-C17-N-C16
2	G	204	FO4	C18-C17-N-C16
2	G	208	FO4	C18-C17-N-C16
2	U	202	FO4	C42-C43-N1-C46
2	B	202	FO4	C42-C43-N1-C46
2	U	206	FO4	O1-C17-N-C16
2	A	201	FO4	O1-C17-N-C16
2	A	204	FO4	O1-C17-N-C16
2	A	208	FO4	O1-C17-N-C16
2	B	203	FO4	O1-C17-N-C16
2	B	207	FO4	O1-C17-N-C16
2	C	203	FO4	O1-C17-N-C16
2	C	207	FO4	O1-C17-N-C16

Continued on next page...

Continued from previous page...

Mol	Chain	Res	Type	Atoms
2	D	203	FO4	O1-C17-N-C16
2	D	207	FO4	O1-C17-N-C16
2	E	203	FO4	O1-C17-N-C16
2	E	207	FO4	O1-C17-N-C16
2	F	203	FO4	O1-C17-N-C16
2	F	207	FO4	O1-C17-N-C16
2	G	204	FO4	O1-C17-N-C16
2	G	208	FO4	O1-C17-N-C16
3	U	209	CLR	C21-C20-C22-C23
3	A	211	CLR	C21-C20-C22-C23
3	B	210	CLR	C21-C20-C22-C23
3	C	210	CLR	C21-C20-C22-C23
3	D	210	CLR	C21-C20-C22-C23
3	E	210	CLR	C21-C20-C22-C23
3	F	210	CLR	C21-C20-C22-C23
3	G	211	CLR	C21-C20-C22-C23
3	U	209	CLR	C17-C20-C22-C23
3	A	211	CLR	C17-C20-C22-C23
3	B	210	CLR	C17-C20-C22-C23
3	C	210	CLR	C17-C20-C22-C23
3	D	210	CLR	C17-C20-C22-C23
3	E	210	CLR	C17-C20-C22-C23
3	F	210	CLR	C17-C20-C22-C23
3	G	211	CLR	C17-C20-C22-C23
2	A	203	FO4	C42-C43-N1-C46
2	A	203	FO4	C42-C43-N1-C45
2	C	202	FO4	C42-C43-N1-C46
2	C	202	FO4	C42-C43-N1-C45
2	D	202	FO4	C42-C43-N1-C46
2	E	202	FO4	C42-C43-N1-C46
2	E	202	FO4	C42-C43-N1-C45
2	F	202	FO4	C42-C43-N1-C46
2	G	203	FO4	C42-C43-N1-C46
2	G	203	FO4	C42-C43-N1-C45
3	U	209	CLR	C16-C17-C20-C21
3	A	211	CLR	C16-C17-C20-C21
3	B	210	CLR	C16-C17-C20-C21
3	C	210	CLR	C16-C17-C20-C21
3	D	210	CLR	C16-C17-C20-C21
3	E	210	CLR	C16-C17-C20-C21
3	F	210	CLR	C16-C17-C20-C21
3	G	211	CLR	C16-C17-C20-C21

Continued on next page...

Continued from previous page...

Mol	Chain	Res	Type	Atoms
3	U	209	CLR	C16-C17-C20-C22
3	A	211	CLR	C16-C17-C20-C22
3	B	210	CLR	C16-C17-C20-C22
3	C	210	CLR	C16-C17-C20-C22
3	D	210	CLR	C16-C17-C20-C22
3	E	210	CLR	C16-C17-C20-C22
3	F	210	CLR	C16-C17-C20-C22
3	G	211	CLR	C16-C17-C20-C22
2	U	202	FO4	C42-C43-N1-C45
2	B	202	FO4	C42-C43-N1-C45
2	D	202	FO4	C42-C43-N1-C45
2	F	202	FO4	C42-C43-N1-C45
2	A	201	FO4	C2-C3-C4-C5
2	B	203	FO4	C2-C3-C4-C5
2	D	203	FO4	C2-C3-C4-C5
2	F	203	FO4	C2-C3-C4-C5
2	U	201	FO4	C41-O2-P-O4
2	A	202	FO4	C41-O2-P-O4
2	B	201	FO4	C41-O2-P-O4
2	C	201	FO4	C41-O2-P-O4
2	D	201	FO4	C41-O2-P-O4
2	E	201	FO4	C41-O2-P-O4
2	F	201	FO4	C41-O2-P-O4
2	G	202	FO4	C41-O2-P-O4
2	U	211	FO4	C3-C4-C5-C6
2	G	201	FO4	C27-C28-C29-C30
2	B	212	FO4	C3-C4-C5-C6
2	D	212	FO4	C3-C4-C5-C6
2	F	212	FO4	C3-C4-C5-C6
2	A	213	FO4	C27-C28-C29-C30
2	C	212	FO4	C27-C28-C29-C30
2	E	212	FO4	C27-C28-C29-C30
2	C	204	FO4	C18-C19-C20-C21
2	A	205	FO4	C18-C19-C20-C21
2	A	213	FO4	C3-C4-C5-C6
2	B	212	FO4	C27-C28-C29-C30
2	C	212	FO4	C3-C4-C5-C6
2	D	212	FO4	C27-C28-C29-C30
2	E	204	FO4	C18-C19-C20-C21
2	G	205	FO4	C18-C19-C20-C21
2	U	211	FO4	C27-C28-C29-C30
2	E	212	FO4	C3-C4-C5-C6

Continued on next page...

Continued from previous page...

Mol	Chain	Res	Type	Atoms
2	F	212	FO4	C27-C28-C29-C30
2	G	201	FO4	C3-C4-C5-C6
2	A	204	FO4	C2-C3-C4-C5
2	C	203	FO4	C2-C3-C4-C5
2	E	203	FO4	C2-C3-C4-C5
2	G	204	FO4	C2-C3-C4-C5
2	U	202	FO4	C42-C43-N1-C44
2	A	203	FO4	C42-C43-N1-C44
2	B	202	FO4	C42-C43-N1-C44
2	C	202	FO4	C42-C43-N1-C44
2	D	202	FO4	C42-C43-N1-C44
2	E	202	FO4	C42-C43-N1-C44
2	F	202	FO4	C42-C43-N1-C44
2	G	203	FO4	C42-C43-N1-C44
2	A	206	FO4	C7-C8-C9-C10
2	C	205	FO4	C7-C8-C9-C10
2	E	205	FO4	C7-C8-C9-C10
2	G	206	FO4	C7-C8-C9-C10
2	A	203	FO4	C18-C19-C20-C21
2	C	202	FO4	C18-C19-C20-C21
2	E	202	FO4	C18-C19-C20-C21
2	U	202	FO4	C3-C4-C5-C6
2	U	203	FO4	C18-C19-C20-C21
2	B	202	FO4	C3-C4-C5-C6
2	B	204	FO4	C18-C19-C20-C21
2	D	202	FO4	C3-C4-C5-C6
2	F	202	FO4	C3-C4-C5-C6
2	D	204	FO4	C18-C19-C20-C21
2	F	204	FO4	C18-C19-C20-C21
2	G	203	FO4	C18-C19-C20-C21
2	U	202	FO4	C18-C19-C20-C21
2	B	202	FO4	C18-C19-C20-C21
2	D	202	FO4	C18-C19-C20-C21
2	A	201	FO4	C5-C6-C7-C8
2	B	203	FO4	C5-C6-C7-C8
2	D	203	FO4	C5-C6-C7-C8
2	F	202	FO4	C18-C19-C20-C21
2	F	203	FO4	C5-C6-C7-C8
2	G	203	FO4	C3-C4-C5-C6
2	E	202	FO4	C3-C4-C5-C6
2	C	202	FO4	C3-C4-C5-C6
2	B	204	FO4	C19-C20-C21-C22

Continued on next page...

Continued from previous page...

Mol	Chain	Res	Type	Atoms
2	E	204	FO4	C19-C20-C21-C22
2	G	205	FO4	C19-C20-C21-C22
2	A	203	FO4	C17-C18-C19-C20
2	C	202	FO4	C17-C18-C19-C20
2	E	202	FO4	C17-C18-C19-C20
2	U	203	FO4	C19-C20-C21-C22
2	U	211	FO4	C22-C23-C24-C25
2	A	203	FO4	C3-C4-C5-C6
2	B	206	FO4	C23-C24-C25-C26
2	D	206	FO4	C23-C24-C25-C26
2	D	212	FO4	C22-C23-C24-C25
2	F	206	FO4	C23-C24-C25-C26
2	U	205	FO4	C23-C24-C25-C26
2	A	205	FO4	C19-C20-C21-C22
2	B	212	FO4	C22-C23-C24-C25
2	C	204	FO4	C19-C20-C21-C22
2	D	204	FO4	C19-C20-C21-C22
2	F	204	FO4	C19-C20-C21-C22
2	F	212	FO4	C22-C23-C24-C25
2	G	203	FO4	C17-C18-C19-C20
3	U	208	CLR	C20-C22-C23-C24
3	D	209	CLR	C20-C22-C23-C24
3	F	209	CLR	C20-C22-C23-C24
3	B	209	CLR	C20-C22-C23-C24
2	C	205	FO4	C6-C7-C8-C9
2	G	204	FO4	C5-C6-C7-C8
2	A	204	FO4	C5-C6-C7-C8
2	A	206	FO4	C6-C7-C8-C9
2	C	203	FO4	C5-C6-C7-C8
2	E	203	FO4	C5-C6-C7-C8
2	U	203	FO4	C17-C18-C19-C20
2	A	205	FO4	C17-C18-C19-C20
2	B	204	FO4	C17-C18-C19-C20
2	C	204	FO4	C17-C18-C19-C20
2	E	204	FO4	C17-C18-C19-C20
2	G	205	FO4	C17-C18-C19-C20
2	E	205	FO4	C6-C7-C8-C9
2	G	206	FO4	C6-C7-C8-C9
2	E	201	FO4	C18-C19-C20-C21
2	G	202	FO4	C18-C19-C20-C21
2	D	201	FO4	C18-C19-C20-C21
2	F	201	FO4	C18-C19-C20-C21

Continued on next page...

Continued from previous page...

Mol	Chain	Res	Type	Atoms
2	E	206	FO4	C23-C24-C25-C26
2	G	207	FO4	C23-C24-C25-C26
2	U	206	FO4	C41-O2-P-O4
2	A	205	FO4	C42-O4-P-O2
2	B	207	FO4	C41-O2-P-O4
2	C	204	FO4	C42-O4-P-O2
2	D	207	FO4	C41-O2-P-O4
2	E	204	FO4	C42-O4-P-O2
2	F	207	FO4	C41-O2-P-O4
2	G	205	FO4	C42-O4-P-O2
2	C	201	FO4	C18-C19-C20-C21
2	A	202	FO4	C18-C19-C20-C21
2	A	205	FO4	C3-C4-C5-C6
2	C	206	FO4	C23-C24-C25-C26
2	E	204	FO4	C3-C4-C5-C6
2	A	207	FO4	C23-C24-C25-C26
2	C	204	FO4	C3-C4-C5-C6
2	G	205	FO4	C3-C4-C5-C6
2	D	204	FO4	C17-C18-C19-C20
2	F	204	FO4	C17-C18-C19-C20
2	U	201	FO4	C18-C19-C20-C21
2	B	201	FO4	C18-C19-C20-C21
2	U	204	FO4	C7-C8-C9-C10
2	B	205	FO4	C7-C8-C9-C10
2	D	205	FO4	C7-C8-C9-C10
2	F	205	FO4	C7-C8-C9-C10
2	U	212	FO4	C6-C7-C8-C9
2	F	213	FO4	C6-C7-C8-C9
2	B	213	FO4	C6-C7-C8-C9
2	A	203	FO4	C4-C5-C6-C7
2	C	202	FO4	C4-C5-C6-C7
2	D	213	FO4	C6-C7-C8-C9
2	E	202	FO4	C4-C5-C6-C7
2	F	202	FO4	C4-C5-C6-C7
2	D	202	FO4	C4-C5-C6-C7
2	G	203	FO4	C4-C5-C6-C7
2	B	202	FO4	C4-C5-C6-C7
2	C	213	FO4	C6-C7-C8-C9
2	U	202	FO4	C4-C5-C6-C7
2	A	214	FO4	C6-C7-C8-C9
3	A	210	CLR	C20-C22-C23-C24
2	E	213	FO4	C6-C7-C8-C9

Continued on next page...

Continued from previous page...

Mol	Chain	Res	Type	Atoms
2	G	213	FO4	C6-C7-C8-C9
3	C	209	CLR	C20-C22-C23-C24
3	E	209	CLR	C20-C22-C23-C24
3	G	210	CLR	C20-C22-C23-C24
2	B	203	FO4	C20-C21-C22-C23
3	A	211	CLR	C13-C17-C20-C21
3	C	210	CLR	C13-C17-C20-C21
3	E	210	CLR	C13-C17-C20-C21
3	G	211	CLR	C13-C17-C20-C21
2	A	201	FO4	C20-C21-C22-C23
2	D	203	FO4	C20-C21-C22-C23
2	F	203	FO4	C20-C21-C22-C23
3	U	209	CLR	C13-C17-C20-C21
3	B	210	CLR	C13-C17-C20-C21
3	D	210	CLR	C13-C17-C20-C21
3	F	210	CLR	C13-C17-C20-C21
2	D	204	FO4	C3-C4-C5-C6
2	F	204	FO4	C3-C4-C5-C6
2	U	203	FO4	C3-C4-C5-C6
2	B	204	FO4	C3-C4-C5-C6
2	U	201	FO4	C42-C43-N1-C46
2	D	201	FO4	C42-C43-N1-C46
2	F	201	FO4	C42-C43-N1-C46
2	A	204	FO4	C6-C7-C8-C9
2	C	203	FO4	C6-C7-C8-C9
2	E	203	FO4	C6-C7-C8-C9
2	G	204	FO4	C6-C7-C8-C9
2	E	213	FO4	C7-C8-C9-C10
2	D	212	FO4	C24-C25-C26-C27
2	B	201	FO4	C42-C43-N1-C46
2	C	212	FO4	C19-C20-C21-C22
2	E	212	FO4	C19-C20-C21-C22
2	F	212	FO4	C24-C25-C26-C27
2	G	213	FO4	C7-C8-C9-C10
2	U	203	FO4	C42-O4-P-O2
2	U	212	FO4	C42-O4-P-O2
2	A	208	FO4	C41-O2-P-O4
2	B	204	FO4	C42-O4-P-O2
2	B	213	FO4	C42-O4-P-O2
2	C	207	FO4	C41-O2-P-O4
2	D	204	FO4	C42-O4-P-O2
2	E	207	FO4	C41-O2-P-O4

Continued on next page...

Continued from previous page...

Mol	Chain	Res	Type	Atoms
2	F	204	FO4	C42-O4-P-O2
2	F	213	FO4	C42-O4-P-O2
2	G	208	FO4	C41-O2-P-O4
2	U	211	FO4	C24-C25-C26-C27
2	U	212	FO4	C7-C8-C9-C10
2	F	213	FO4	C7-C8-C9-C10
2	B	212	FO4	C24-C25-C26-C27
2	B	213	FO4	C7-C8-C9-C10
2	D	213	FO4	C7-C8-C9-C10
3	D	209	CLR	C22-C23-C24-C25
3	F	209	CLR	C22-C23-C24-C25
2	A	213	FO4	C19-C20-C21-C22
2	C	213	FO4	C7-C8-C9-C10
3	A	210	CLR	C22-C23-C24-C25
2	A	214	FO4	C7-C8-C9-C10
3	U	208	CLR	C22-C23-C24-C25
3	B	209	CLR	C22-C23-C24-C25
2	U	201	FO4	C42-C43-N1-C44
2	B	201	FO4	C42-C43-N1-C44
2	D	201	FO4	C42-C43-N1-C44
2	F	201	FO4	C42-C43-N1-C44
2	U	202	FO4	C17-C18-C19-C20
2	B	202	FO4	C17-C18-C19-C20
2	D	202	FO4	C17-C18-C19-C20
2	F	202	FO4	C17-C18-C19-C20
2	G	201	FO4	C19-C20-C21-C22
2	E	203	FO4	C23-C24-C25-C26
2	G	204	FO4	C23-C24-C25-C26
2	C	203	FO4	C23-C24-C25-C26
2	D	201	FO4	C21-C22-C23-C24
2	F	201	FO4	C21-C22-C23-C24
2	U	201	FO4	C21-C22-C23-C24
2	A	204	FO4	C23-C24-C25-C26
2	A	204	FO4	C20-C21-C22-C23
2	B	201	FO4	C21-C22-C23-C24
2	E	203	FO4	C20-C21-C22-C23
2	G	204	FO4	C20-C21-C22-C23
2	C	203	FO4	C20-C21-C22-C23
2	U	201	FO4	C42-C43-N1-C45
2	B	201	FO4	C42-C43-N1-C45
2	D	201	FO4	C42-C43-N1-C45
2	F	201	FO4	C42-C43-N1-C45

Continued on next page...

Continued from previous page...

Mol	Chain	Res	Type	Atoms
2	C	212	FO4	C23-C24-C25-C26
3	E	209	CLR	C22-C23-C24-C25
3	G	210	CLR	C22-C23-C24-C25
2	E	212	FO4	C23-C24-C25-C26
3	C	209	CLR	C22-C23-C24-C25
2	A	204	FO4	C1-C-C16-N
2	C	203	FO4	C1-C-C16-N
2	E	203	FO4	C1-C-C16-N
2	G	204	FO4	C1-C-C16-N
2	A	213	FO4	C23-C24-C25-C26
2	F	212	FO4	C19-C20-C21-C22
2	U	203	FO4	O-C-C16-N
2	U	212	FO4	O-C-C16-N
2	A	201	FO4	O-C-C16-N
2	A	204	FO4	O-C-C16-N
2	A	205	FO4	O-C-C16-N
2	B	203	FO4	O-C-C16-N
2	B	204	FO4	O-C-C16-N
2	C	203	FO4	O-C-C16-N
2	C	204	FO4	O-C-C16-N
2	D	203	FO4	O-C-C16-N
2	D	204	FO4	O-C-C16-N
2	E	203	FO4	O-C-C16-N
2	E	204	FO4	O-C-C16-N
2	F	203	FO4	O-C-C16-N
2	F	204	FO4	O-C-C16-N
2	G	204	FO4	O-C-C16-N
2	G	205	FO4	O-C-C16-N
2	D	212	FO4	C19-C20-C21-C22
2	F	205	FO4	C9-C10-C11-C12
2	U	204	FO4	C9-C10-C11-C12
2	B	205	FO4	C9-C10-C11-C12
2	C	212	FO4	C11-C12-C13-C14
2	D	205	FO4	C9-C10-C11-C12
2	A	213	FO4	C11-C12-C13-C14
2	E	201	FO4	C21-C22-C23-C24
2	U	205	FO4	C20-C21-C22-C23
2	E	212	FO4	C11-C12-C13-C14
2	G	201	FO4	C22-C23-C24-C25
2	G	202	FO4	C21-C22-C23-C24
2	U	211	FO4	C19-C20-C21-C22
2	B	206	FO4	C20-C21-C22-C23

Continued on next page...

Continued from previous page...

Mol	Chain	Res	Type	Atoms
2	B	212	FO4	C19-C20-C21-C22
2	C	201	FO4	C21-C22-C23-C24
2	D	206	FO4	C20-C21-C22-C23
2	G	201	FO4	C23-C24-C25-C26
2	A	213	FO4	C22-C23-C24-C25
2	F	206	FO4	C20-C21-C22-C23
2	A	202	FO4	C21-C22-C23-C24
2	G	201	FO4	C11-C12-C13-C14
2	C	212	FO4	C22-C23-C24-C25
2	E	212	FO4	C22-C23-C24-C25
2	U	206	FO4	C-C16-N-C17
2	A	205	FO4	C-C16-N-C17
2	A	208	FO4	C-C16-N-C17
2	B	207	FO4	C-C16-N-C17
2	C	204	FO4	C-C16-N-C17
2	C	207	FO4	C-C16-N-C17
2	D	207	FO4	C-C16-N-C17
2	E	204	FO4	C-C16-N-C17
2	E	207	FO4	C-C16-N-C17
2	F	207	FO4	C-C16-N-C17
2	G	205	FO4	C-C16-N-C17
2	G	208	FO4	C-C16-N-C17
2	U	202	FO4	C2-C3-C4-C5
2	B	202	FO4	C2-C3-C4-C5
2	D	202	FO4	C2-C3-C4-C5
2	F	202	FO4	C2-C3-C4-C5
2	D	213	FO4	C42-O4-P-O2
2	U	201	FO4	C41-O2-P-O3
2	U	203	FO4	C42-O4-P-O3
2	A	202	FO4	C41-O2-P-O3
2	A	205	FO4	C42-O4-P-O3
2	A	208	FO4	C42-O4-P-O5
2	A	214	FO4	C42-O4-P-O3
2	B	201	FO4	C41-O2-P-O3
2	B	204	FO4	C42-O4-P-O3
2	C	201	FO4	C41-O2-P-O3
2	C	204	FO4	C42-O4-P-O3
2	C	207	FO4	C42-O4-P-O5
2	C	213	FO4	C42-O4-P-O3
2	D	201	FO4	C41-O2-P-O3
2	D	204	FO4	C42-O4-P-O3
2	E	201	FO4	C41-O2-P-O3

Continued on next page...

Continued from previous page...

Mol	Chain	Res	Type	Atoms
2	E	204	FO4	C42-O4-P-O3
2	E	207	FO4	C42-O4-P-O5
2	E	213	FO4	C42-O4-P-O3
2	F	201	FO4	C41-O2-P-O3
2	F	204	FO4	C42-O4-P-O3
2	G	202	FO4	C41-O2-P-O3
2	G	205	FO4	C42-O4-P-O3
2	G	208	FO4	C42-O4-P-O5
2	G	213	FO4	C42-O4-P-O3
2	A	203	FO4	C2-C3-C4-C5
2	C	202	FO4	C2-C3-C4-C5
2	E	202	FO4	C2-C3-C4-C5
2	G	203	FO4	C2-C3-C4-C5
2	A	201	FO4	C6-C7-C8-C9
2	B	203	FO4	C6-C7-C8-C9
2	A	202	FO4	C42-C43-N1-C44
2	A	204	FO4	C42-C43-N1-C45
2	C	201	FO4	C42-C43-N1-C44
2	C	203	FO4	C42-C43-N1-C45
2	E	201	FO4	C42-C43-N1-C44
2	E	203	FO4	C42-C43-N1-C45
2	G	202	FO4	C42-C43-N1-C44
2	G	204	FO4	C42-C43-N1-C45
2	U	212	FO4	C1-C-C16-C41
2	A	201	FO4	O-C-C16-C41
2	A	214	FO4	C1-C-C16-C41
2	B	203	FO4	O-C-C16-C41
2	B	213	FO4	C1-C-C16-C41
2	C	213	FO4	C1-C-C16-C41
2	D	203	FO4	O-C-C16-C41
2	D	213	FO4	C1-C-C16-C41
2	E	205	FO4	O-C-C16-C41
2	E	213	FO4	C1-C-C16-C41
2	F	203	FO4	O-C-C16-C41
2	F	213	FO4	C1-C-C16-C41
2	G	213	FO4	C1-C-C16-C41
2	D	203	FO4	C6-C7-C8-C9
2	F	203	FO4	C6-C7-C8-C9
2	F	213	FO4	C19-C20-C21-C22
2	B	213	FO4	C19-C20-C21-C22
2	U	212	FO4	C19-C20-C21-C22
2	B	203	FO4	C22-C23-C24-C25

Continued on next page...

Continued from previous page...

Mol	Chain	Res	Type	Atoms
2	D	203	FO4	C22-C23-C24-C25
2	F	203	FO4	C22-C23-C24-C25
2	A	201	FO4	C22-C23-C24-C25
2	C	201	FO4	C42-C43-N1-C46
2	E	201	FO4	C42-C43-N1-C46
2	G	202	FO4	C42-C43-N1-C46
2	A	202	FO4	C42-C43-N1-C46
2	A	204	FO4	C42-C43-N1-C46
2	C	201	FO4	C42-C43-N1-C45
2	C	203	FO4	C42-C43-N1-C46
2	D	213	FO4	C42-C43-N1-C45
2	E	201	FO4	C42-C43-N1-C45
2	E	203	FO4	C42-C43-N1-C46
2	G	202	FO4	C42-C43-N1-C45
2	G	204	FO4	C42-C43-N1-C46
2	U	206	FO4	C41-C16-N-C17
2	A	208	FO4	C41-C16-N-C17
2	B	207	FO4	C41-C16-N-C17
2	C	207	FO4	C41-C16-N-C17
2	D	207	FO4	C41-C16-N-C17
2	E	207	FO4	C41-C16-N-C17
2	F	207	FO4	C41-C16-N-C17
2	G	208	FO4	C41-C16-N-C17
2	D	213	FO4	C19-C20-C21-C22
2	U	203	FO4	C41-O2-P-O4
2	A	201	FO4	C42-O4-P-O2
2	A	201	FO4	C41-O2-P-O4
2	A	204	FO4	C42-O4-P-O2
2	A	205	FO4	C41-O2-P-O4
2	B	203	FO4	C42-O4-P-O2
2	B	203	FO4	C41-O2-P-O4
2	B	204	FO4	C41-O2-P-O4
2	C	203	FO4	C42-O4-P-O2
2	C	204	FO4	C41-O2-P-O4
2	D	203	FO4	C42-O4-P-O2
2	D	203	FO4	C41-O2-P-O4
2	D	204	FO4	C41-O2-P-O4
2	E	203	FO4	C42-O4-P-O2
2	E	204	FO4	C41-O2-P-O4
2	F	203	FO4	C42-O4-P-O2
2	F	203	FO4	C41-O2-P-O4
2	F	204	FO4	C41-O2-P-O4

Continued on next page...

Continued from previous page...

Mol	Chain	Res	Type	Atoms
2	G	204	FO4	C42-O4-P-O2
2	G	205	FO4	C41-O2-P-O4
2	D	212	FO4	C23-C24-C25-C26
2	F	212	FO4	C23-C24-C25-C26
2	B	212	FO4	C23-C24-C25-C26
2	U	212	FO4	C42-C43-N1-C45
2	B	213	FO4	C42-C43-N1-C45
2	D	203	FO4	C42-C43-N1-C45
2	F	213	FO4	C42-C43-N1-C45
2	U	211	FO4	C23-C24-C25-C26
2	F	212	FO4	C11-C12-C13-C14
2	D	212	FO4	C11-C12-C13-C14
2	U	211	FO4	C11-C12-C13-C14
2	B	212	FO4	C11-C12-C13-C14
2	A	201	FO4	C42-C43-N1-C45
2	A	202	FO4	C42-C43-N1-C45
2	F	203	FO4	C42-C43-N1-C45
2	A	213	FO4	C2-C3-C4-C5
2	A	213	FO4	C32-C33-C34-C35
2	C	212	FO4	C32-C33-C34-C35
2	E	212	FO4	C32-C33-C34-C35
2	G	201	FO4	C32-C33-C34-C35
2	F	205	FO4	C6-C7-C8-C9
2	G	201	FO4	C28-C29-C30-C31
2	D	205	FO4	C6-C7-C8-C9
2	U	204	FO4	C6-C7-C8-C9
2	B	205	FO4	C6-C7-C8-C9
2	G	213	FO4	C19-C20-C21-C22
2	A	214	FO4	C19-C20-C21-C22
2	C	213	FO4	C19-C20-C21-C22
2	A	201	FO4	C42-C43-N1-C44
2	A	204	FO4	C42-C43-N1-C44
2	B	203	FO4	C42-C43-N1-C45
2	B	203	FO4	C42-C43-N1-C44
2	C	203	FO4	C42-C43-N1-C44
2	D	203	FO4	C42-C43-N1-C46
2	D	203	FO4	C42-C43-N1-C44
2	E	203	FO4	C42-C43-N1-C44
2	F	203	FO4	C42-C43-N1-C44
2	G	204	FO4	C42-C43-N1-C44
2	E	213	FO4	C19-C20-C21-C22
2	F	206	FO4	C21-C22-C23-C24

Continued on next page...

Continued from previous page...

Mol	Chain	Res	Type	Atoms
2	B	206	FO4	C21-C22-C23-C24
2	C	212	FO4	C2-C3-C4-C5
2	G	201	FO4	C2-C3-C4-C5
2	D	206	FO4	C21-C22-C23-C24
2	B	201	FO4	O1-C17-C18-C19
2	U	205	FO4	C21-C22-C23-C24
2	A	201	FO4	C42-C43-N1-C46
2	B	203	FO4	C42-C43-N1-C46
2	F	203	FO4	C42-C43-N1-C46
2	U	211	FO4	C2-C3-C4-C5
2	B	212	FO4	C2-C3-C4-C5
2	D	212	FO4	C2-C3-C4-C5
2	E	212	FO4	C2-C3-C4-C5
2	F	212	FO4	C2-C3-C4-C5
2	U	201	FO4	O1-C17-C18-C19
2	D	201	FO4	O1-C17-C18-C19
2	F	201	FO4	O1-C17-C18-C19
2	A	214	FO4	C42-C43-N1-C45
2	A	208	FO4	C18-C19-C20-C21
2	C	207	FO4	C18-C19-C20-C21
2	G	204	FO4	C22-C23-C24-C25
2	G	202	FO4	O1-C17-C18-C19
2	E	203	FO4	C22-C23-C24-C25
2	F	203	FO4	C7-C8-C9-C10
2	D	203	FO4	C7-C8-C9-C10
2	A	204	FO4	C22-C23-C24-C25
2	C	203	FO4	C22-C23-C24-C25
2	E	213	FO4	C42-C43-N1-C45
2	A	201	FO4	C7-C8-C9-C10
2	B	203	FO4	C7-C8-C9-C10
2	C	201	FO4	O1-C17-C18-C19
2	E	201	FO4	O1-C17-C18-C19
2	E	207	FO4	C18-C19-C20-C21
2	A	202	FO4	O1-C17-C18-C19
2	B	201	FO4	N-C17-C18-C19
2	C	213	FO4	C42-C43-N1-C45
2	G	213	FO4	C42-C43-N1-C45
2	B	212	FO4	C6-C7-C8-C9
2	U	204	FO4	C2-C3-C4-C5
2	B	205	FO4	C2-C3-C4-C5
2	D	205	FO4	C2-C3-C4-C5
2	F	205	FO4	C2-C3-C4-C5

Continued on next page...

Continued from previous page...

Mol	Chain	Res	Type	Atoms
2	U	211	FO4	C6-C7-C8-C9
2	G	204	FO4	C7-C8-C9-C10
2	U	201	FO4	N-C17-C18-C19
2	A	204	FO4	C7-C8-C9-C10
2	C	203	FO4	C7-C8-C9-C10
2	E	203	FO4	C7-C8-C9-C10
2	D	212	FO4	C6-C7-C8-C9
2	A	202	FO4	N-C17-C18-C19
2	D	201	FO4	N-C17-C18-C19
2	F	201	FO4	N-C17-C18-C19
2	F	212	FO4	C6-C7-C8-C9
2	E	201	FO4	C1-C2-C3-C4
2	G	202	FO4	C1-C2-C3-C4
2	U	211	FO4	C28-C29-C30-C31
2	A	213	FO4	C28-C29-C30-C31
2	B	212	FO4	C28-C29-C30-C31
2	C	212	FO4	C28-C29-C30-C31
2	D	212	FO4	C28-C29-C30-C31
2	E	212	FO4	C28-C29-C30-C31
2	F	212	FO4	C28-C29-C30-C31
2	C	201	FO4	N-C17-C18-C19
2	E	201	FO4	N-C17-C18-C19
2	G	208	FO4	C18-C19-C20-C21
2	G	202	FO4	N-C17-C18-C19
2	A	202	FO4	C1-C2-C3-C4
2	C	201	FO4	C1-C2-C3-C4
2	A	214	FO4	O-C-C16-N
2	B	213	FO4	O-C-C16-N
2	C	213	FO4	O-C-C16-N
2	D	213	FO4	O-C-C16-N
2	E	213	FO4	O-C-C16-N
2	F	213	FO4	O-C-C16-N
2	G	213	FO4	O-C-C16-N
2	A	204	FO4	C21-C22-C23-C24
2	E	213	FO4	C3-C4-C5-C6
2	G	213	FO4	C3-C4-C5-C6
2	C	203	FO4	C21-C22-C23-C24
2	E	203	FO4	C21-C22-C23-C24
2	G	204	FO4	C21-C22-C23-C24
2	C	213	FO4	C3-C4-C5-C6
2	A	214	FO4	C3-C4-C5-C6
2	U	201	FO4	C1-C2-C3-C4

Continued on next page...

Continued from previous page...

Mol	Chain	Res	Type	Atoms
2	B	201	FO4	C1-C2-C3-C4
2	D	201	FO4	C1-C2-C3-C4
2	F	201	FO4	C1-C2-C3-C4
2	A	213	FO4	C24-C25-C26-C27
2	C	212	FO4	C24-C25-C26-C27
2	G	202	FO4	C19-C20-C21-C22
2	U	203	FO4	C-C16-N-C17
2	B	204	FO4	C-C16-N-C17
2	D	204	FO4	C-C16-N-C17
2	F	204	FO4	C-C16-N-C17
2	E	212	FO4	C24-C25-C26-C27
2	E	201	FO4	C19-C20-C21-C22
2	U	201	FO4	C3-C4-C5-C6
2	U	206	FO4	C41-O2-P-O3
2	A	201	FO4	C42-O4-P-O5
2	A	201	FO4	C41-O2-P-O5
2	A	204	FO4	C41-O2-P-O5
2	A	208	FO4	C41-O2-P-O5
2	B	203	FO4	C42-O4-P-O5
2	B	203	FO4	C41-O2-P-O5
2	B	207	FO4	C41-O2-P-O3
2	C	203	FO4	C41-O2-P-O5
2	C	207	FO4	C41-O2-P-O5
2	D	203	FO4	C42-O4-P-O5
2	D	203	FO4	C41-O2-P-O5
2	D	207	FO4	C41-O2-P-O3
2	E	203	FO4	C41-O2-P-O5
2	E	207	FO4	C41-O2-P-O5
2	F	203	FO4	C42-O4-P-O5
2	F	203	FO4	C41-O2-P-O5
2	F	207	FO4	C41-O2-P-O3
2	G	204	FO4	C41-O2-P-O5
2	G	208	FO4	C41-O2-P-O5
2	B	201	FO4	C3-C4-C5-C6
2	A	205	FO4	C41-C16-N-C17
2	C	204	FO4	C41-C16-N-C17
2	E	204	FO4	C41-C16-N-C17
2	G	205	FO4	C41-C16-N-C17
2	A	202	FO4	C19-C20-C21-C22
2	F	206	FO4	C24-C25-C26-C27
2	G	201	FO4	C24-C25-C26-C27
2	B	206	FO4	C24-C25-C26-C27

Continued on next page...

Continued from previous page...

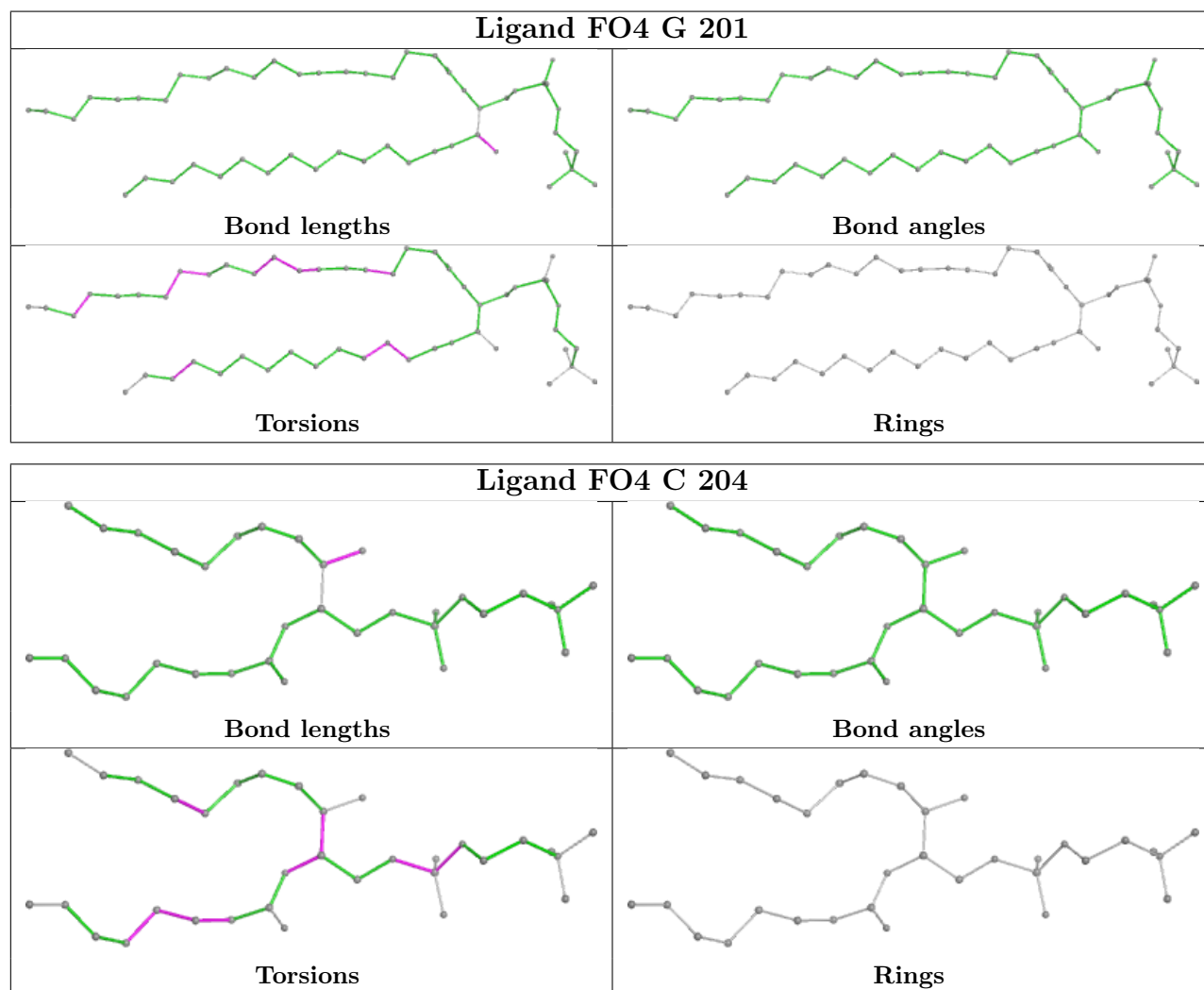
Mol	Chain	Res	Type	Atoms
2	G	203	FO4	C5-C6-C7-C8
2	U	205	FO4	C24-C25-C26-C27
2	D	206	FO4	C24-C25-C26-C27
2	U	201	FO4	C43-C42-O4-P
2	B	201	FO4	C43-C42-O4-P
2	D	201	FO4	C43-C42-O4-P
2	F	201	FO4	C43-C42-O4-P
2	G	202	FO4	C43-C42-O4-P
2	C	201	FO4	C19-C20-C21-C22
2	D	201	FO4	C3-C4-C5-C6
2	F	201	FO4	C3-C4-C5-C6
2	D	204	FO4	C20-C21-C22-C23
2	F	204	FO4	C20-C21-C22-C23

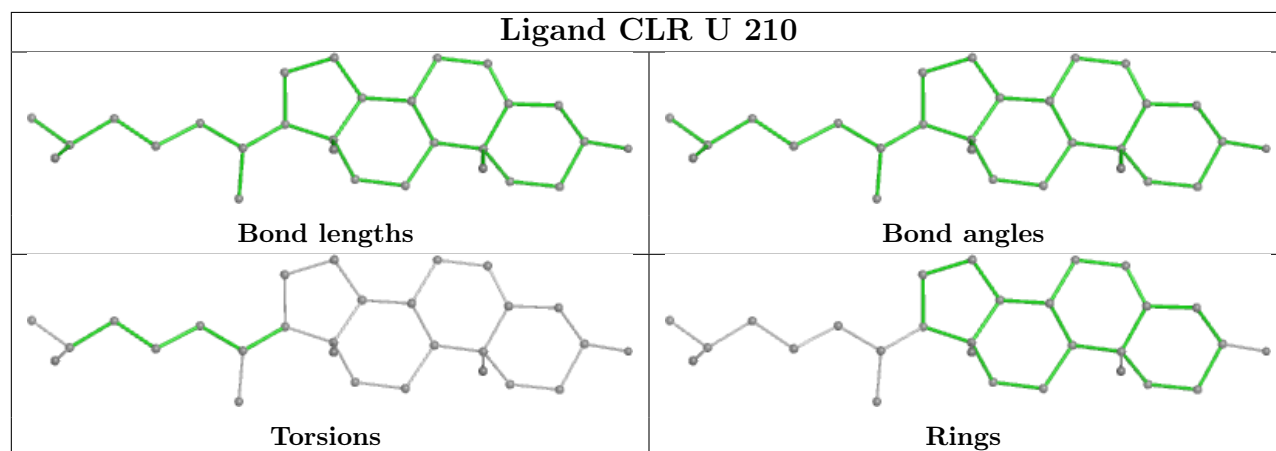
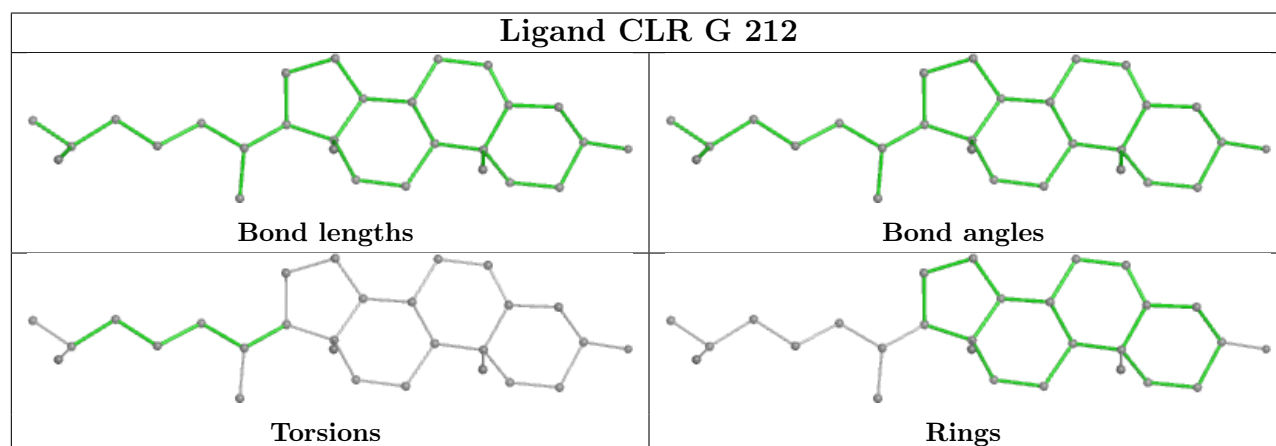
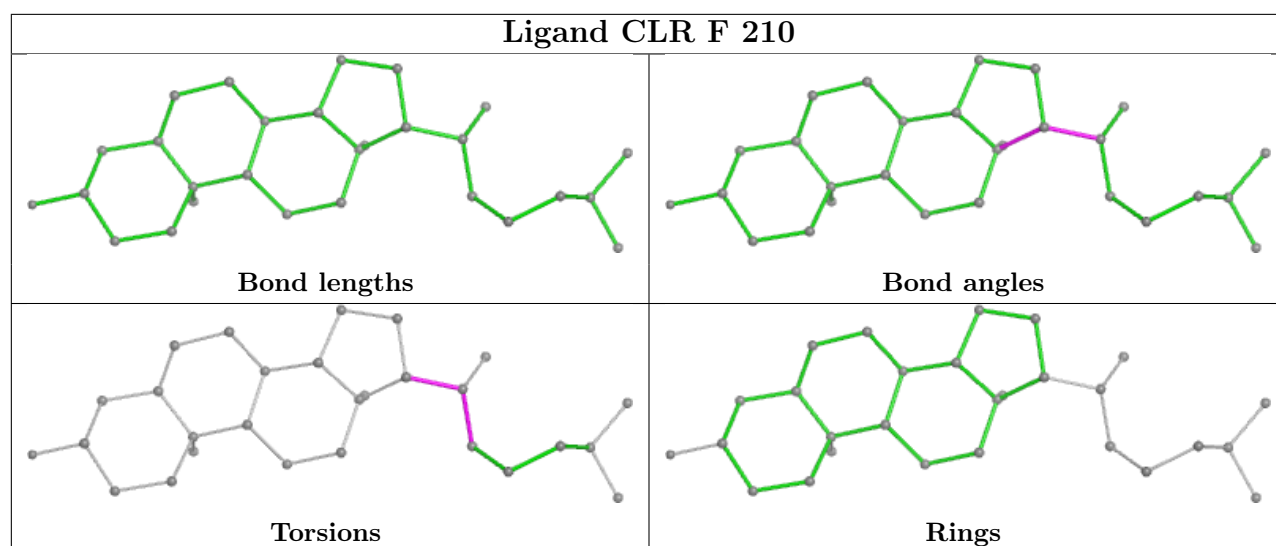
There are no ring outliers.

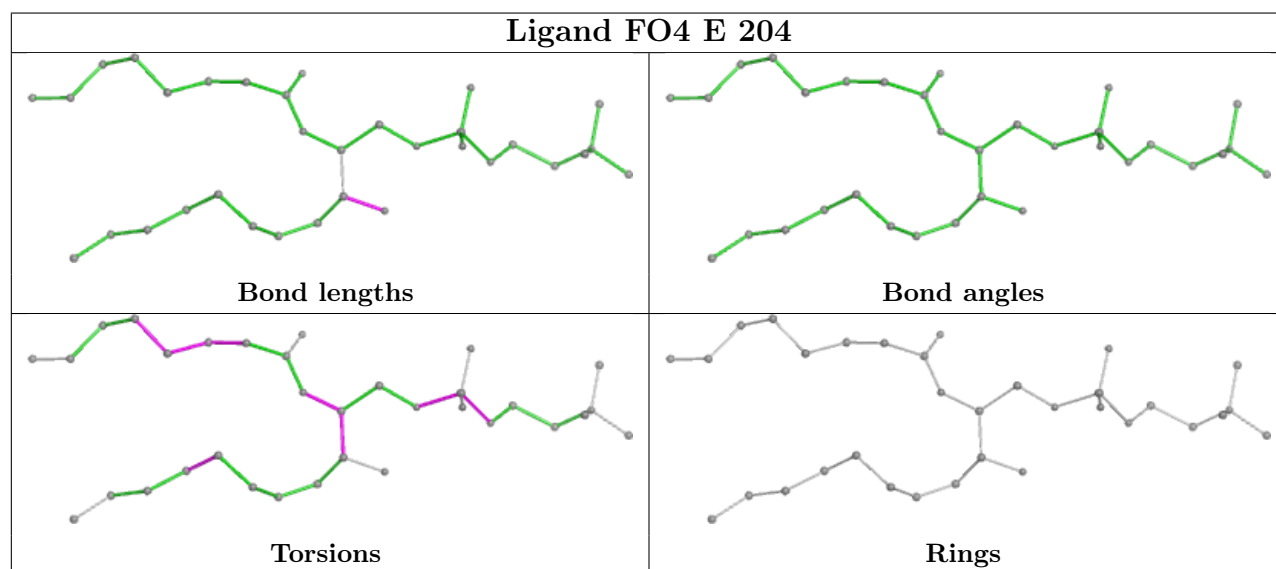
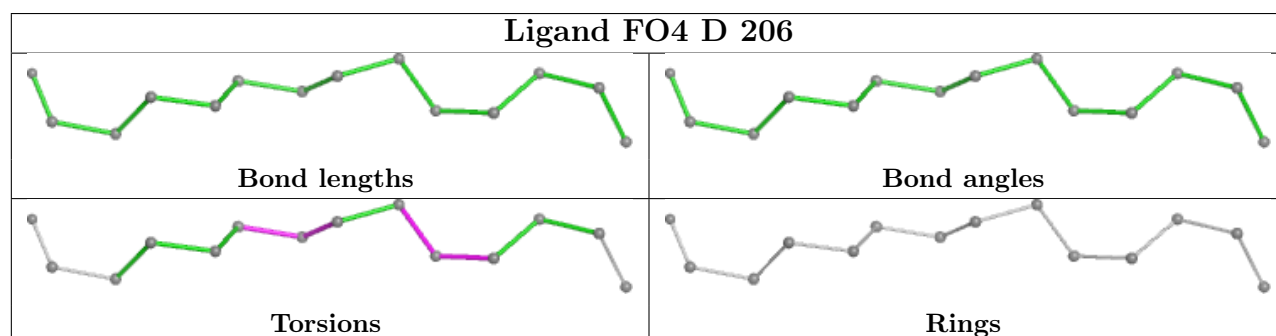
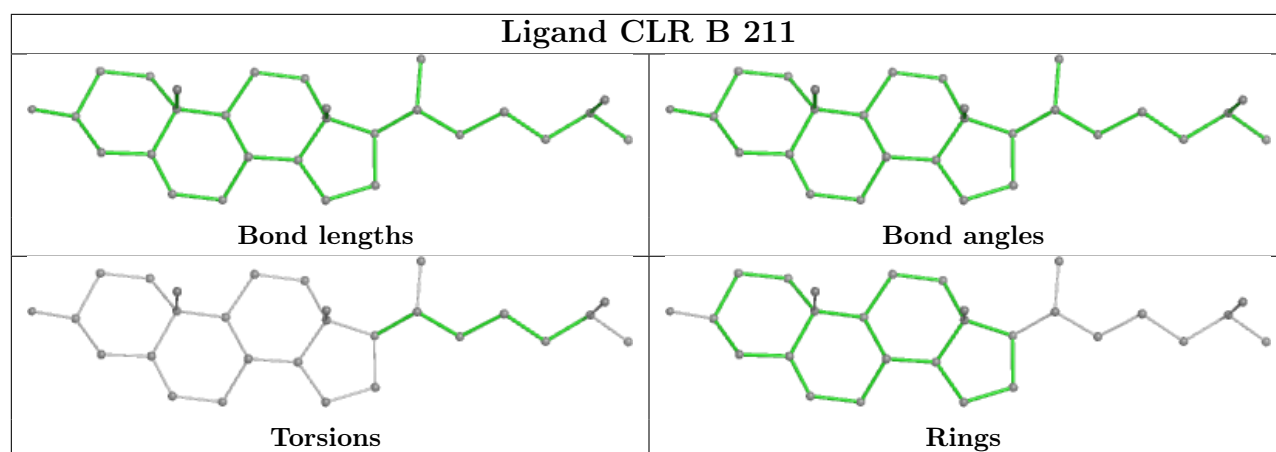
23 monomers are involved in 20 short contacts:

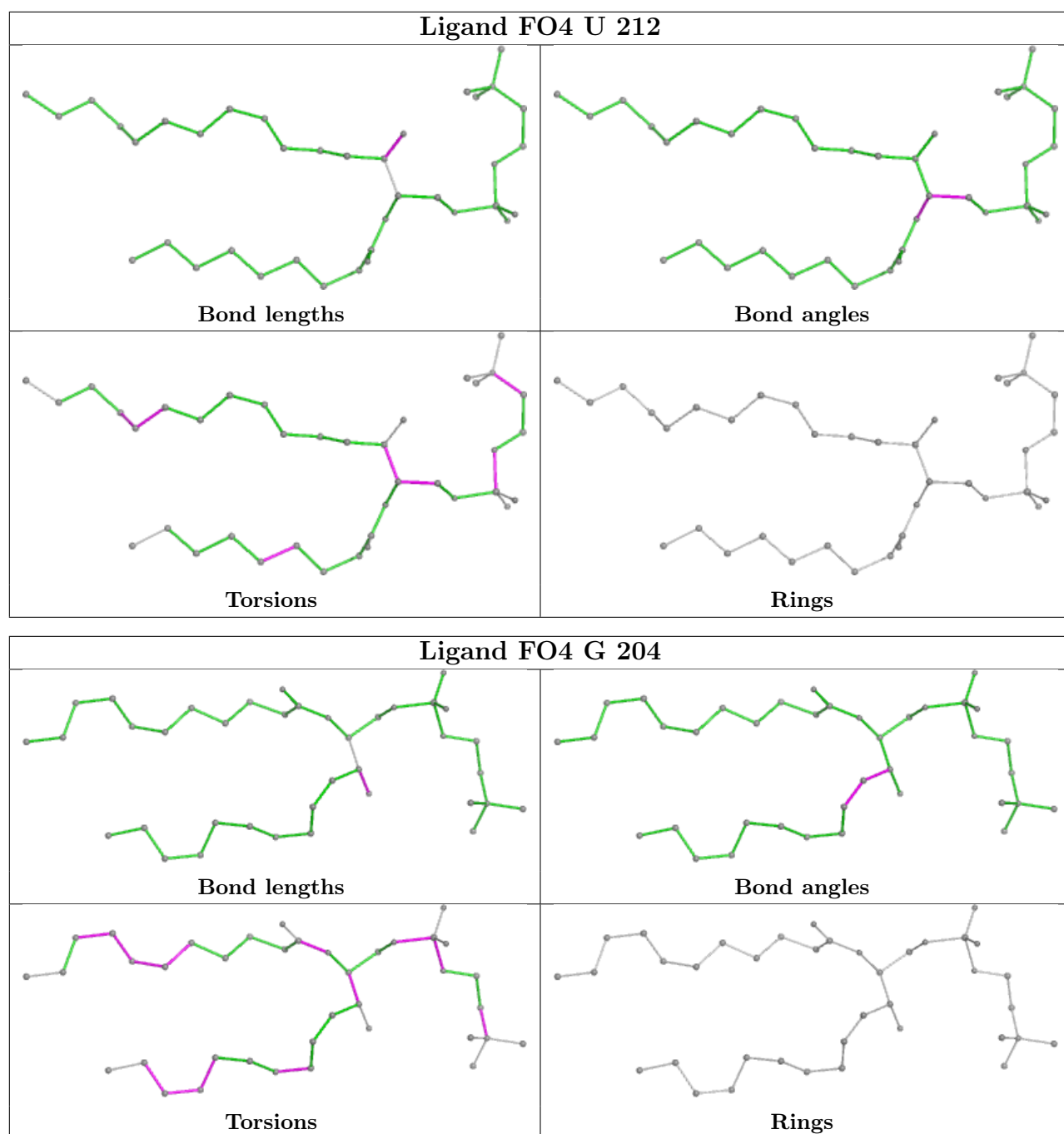
Mol	Chain	Res	Type	Clashes	Symm-Clashes
2	C	204	FO4	1	0
3	F	210	CLR	1	0
3	U	210	CLR	1	0
3	B	211	CLR	1	0
2	E	204	FO4	1	0
2	B	204	FO4	1	0
3	B	210	CLR	1	0
2	D	204	FO4	1	0
3	A	211	CLR	1	0
3	C	210	CLR	1	0
2	G	205	FO4	1	0
3	D	209	CLR	2	0
3	D	211	CLR	1	0
3	G	211	CLR	1	0
3	F	209	CLR	1	0
2	F	204	FO4	1	0
2	U	203	FO4	1	0
3	B	209	CLR	1	0
2	A	205	FO4	1	0
3	U	209	CLR	1	0
3	U	208	CLR	1	0
3	E	210	CLR	1	0
3	F	211	CLR	1	0

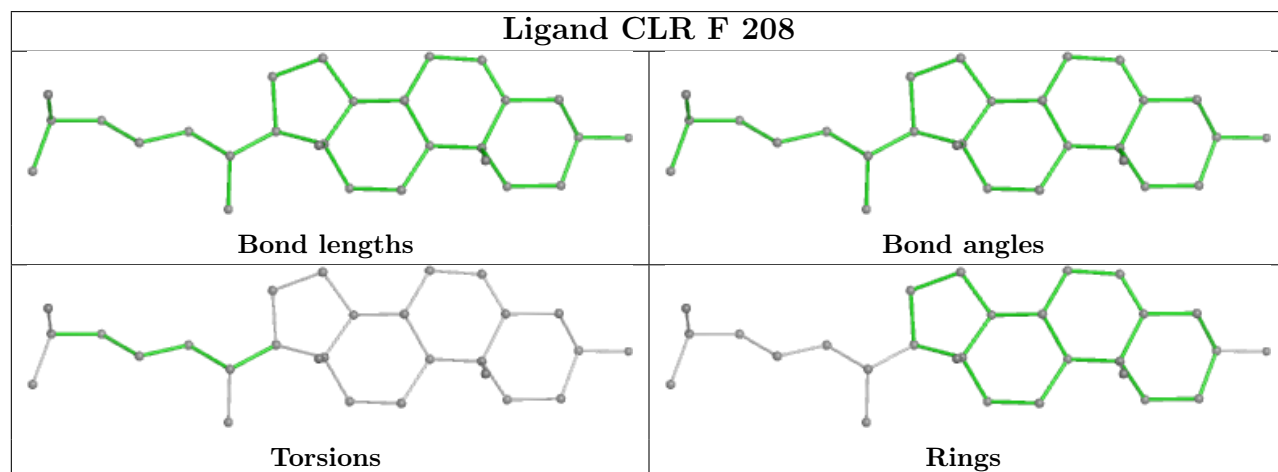
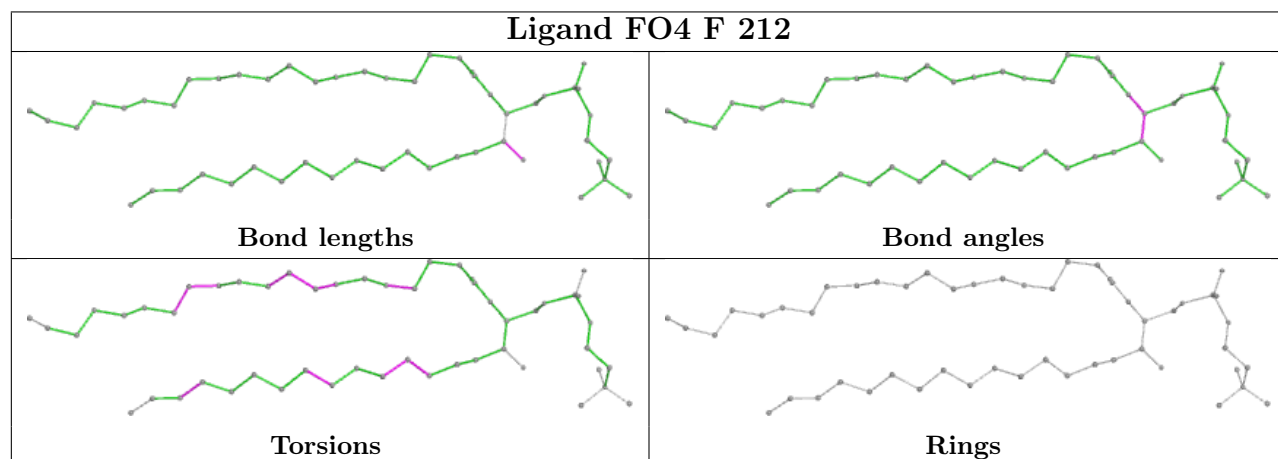
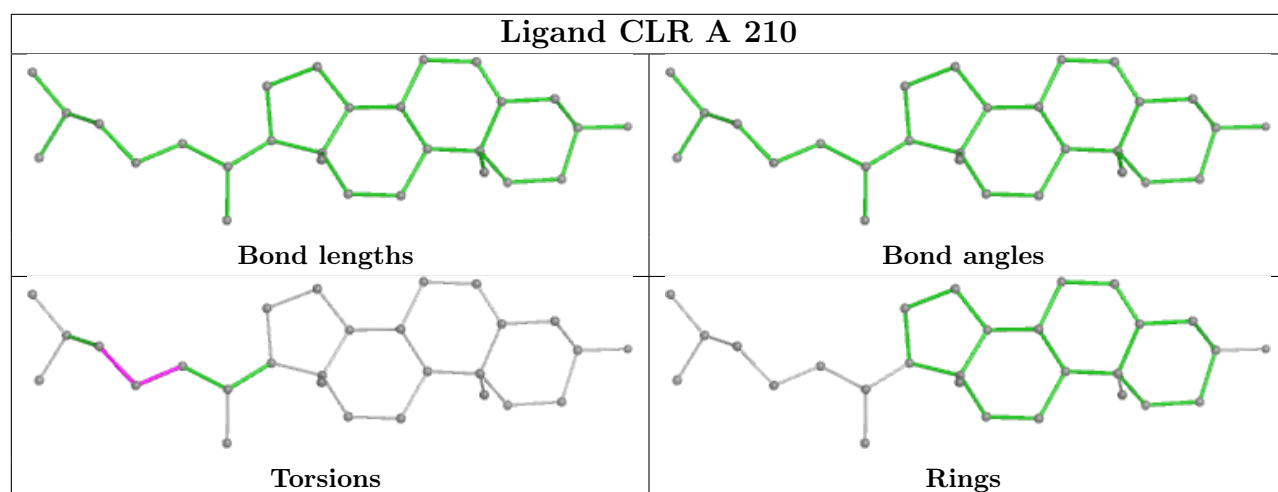
The following is a two-dimensional graphical depiction of Mogul quality analysis of bond lengths, bond angles, torsion angles, and ring geometry for all instances of the Ligand of Interest. In addition, ligands with molecular weight > 250 and outliers as shown on the validation Tables will also be included. For torsion angles, if less than 5% of the Mogul distribution of torsion angles is within 10 degrees of the torsion angle in question, then that torsion angle is considered an outlier. Any bond that is central to one or more torsion angles identified as an outlier by Mogul will be highlighted in the graph. For rings, the root-mean-square deviation (RMSD) between the ring in question and similar rings identified by Mogul is calculated over all ring torsion angles. If the average RMSD is greater than 60 degrees and the minimal RMSD between the ring in question and any Mogul-identified rings is also greater than 60 degrees, then that ring is considered an outlier. The outliers are highlighted in purple. The color gray indicates Mogul did not find sufficient equivalents in the CSD to analyse the geometry.



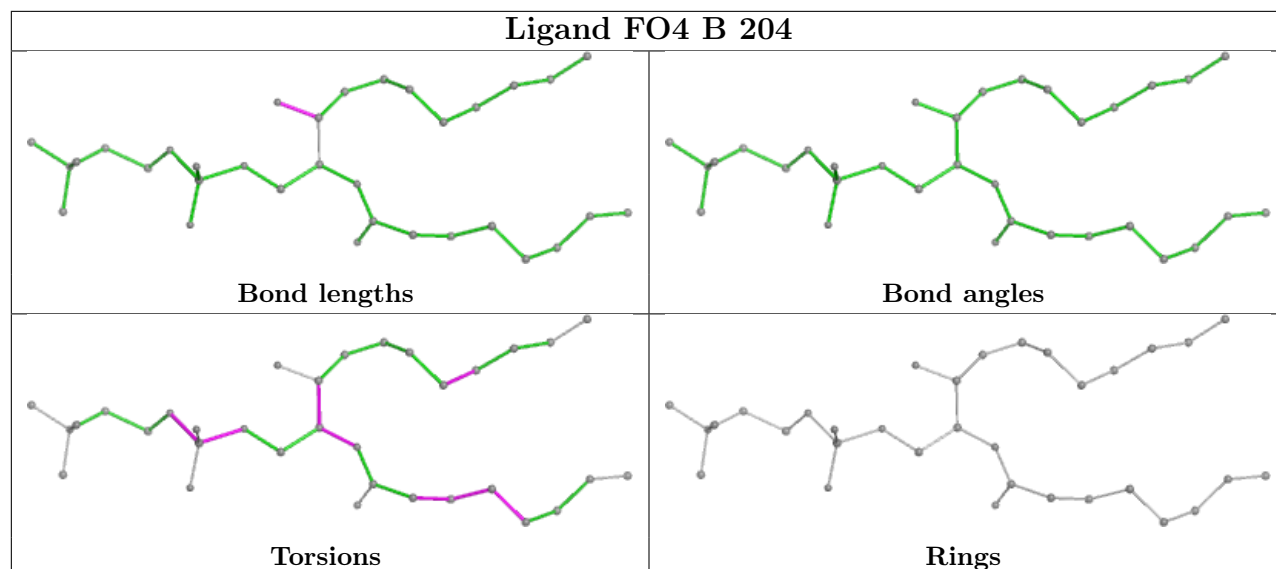




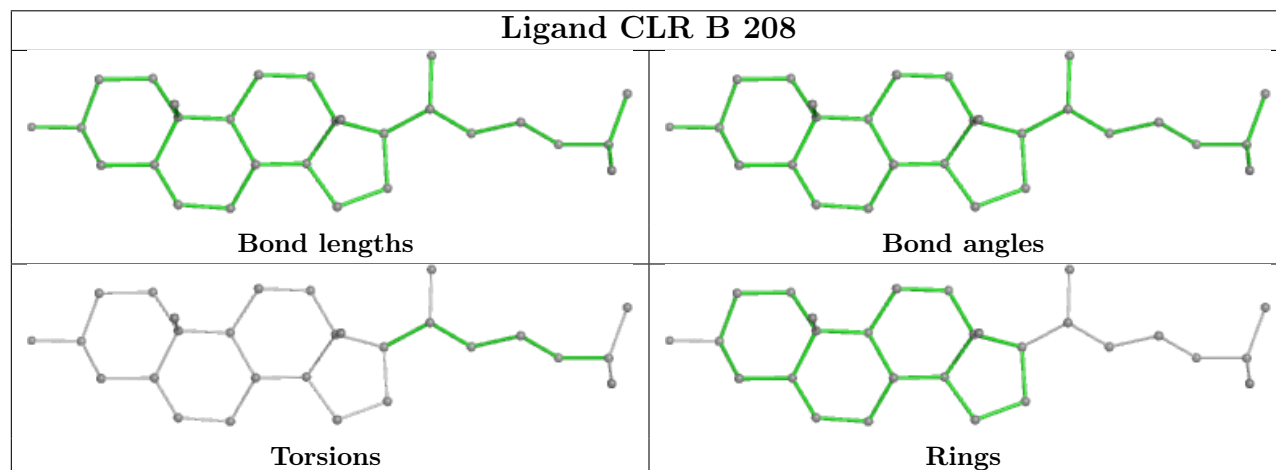




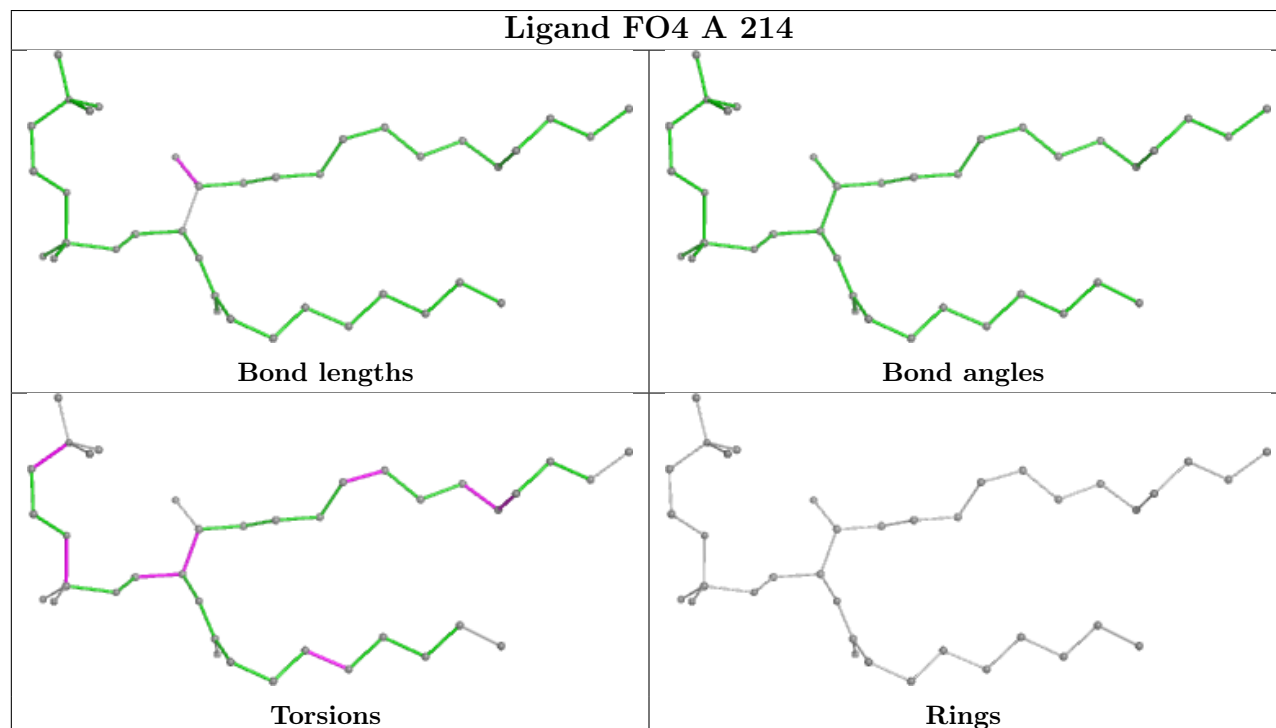
Ligand FO4 B 204

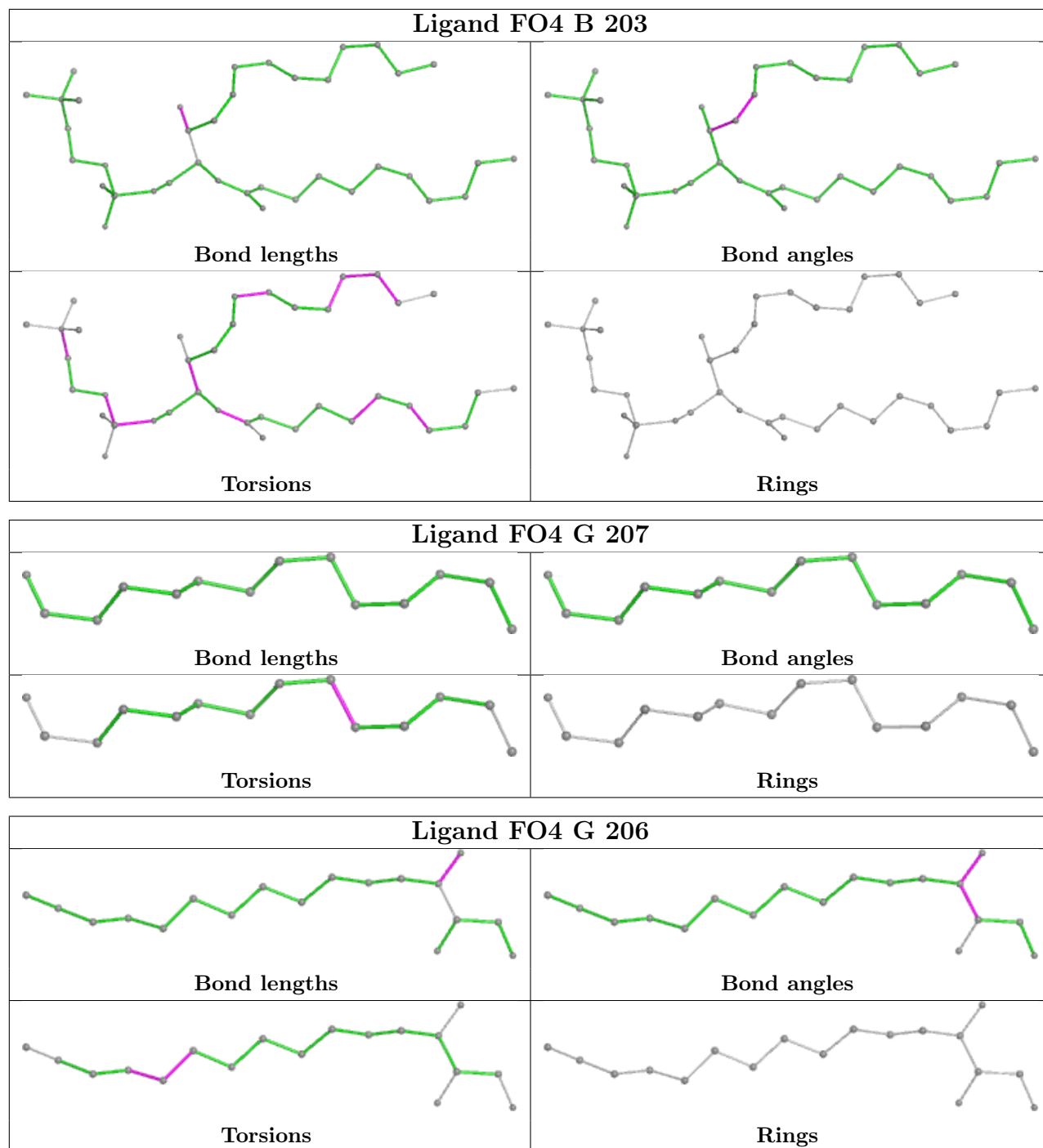


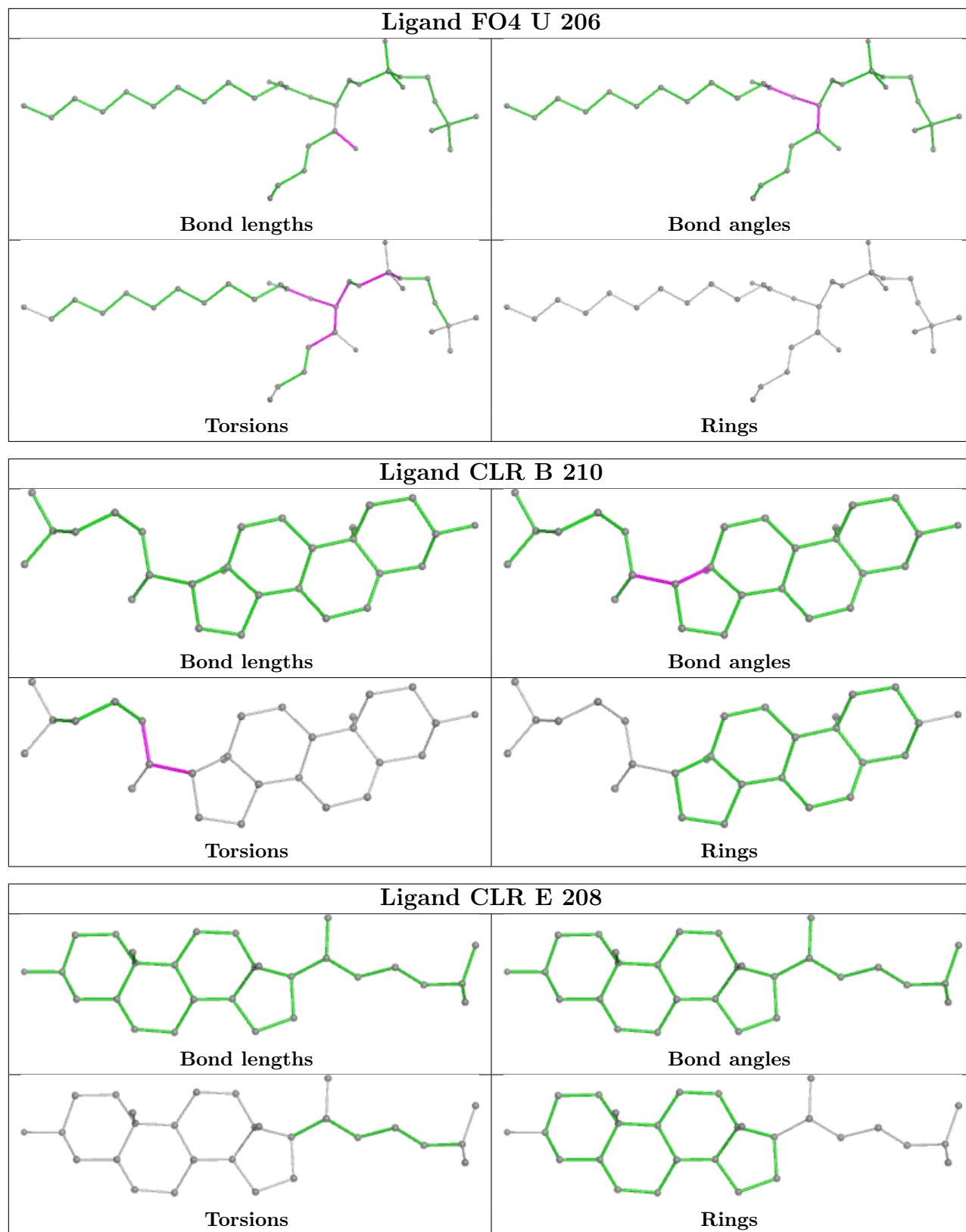
Ligand CLR B 208

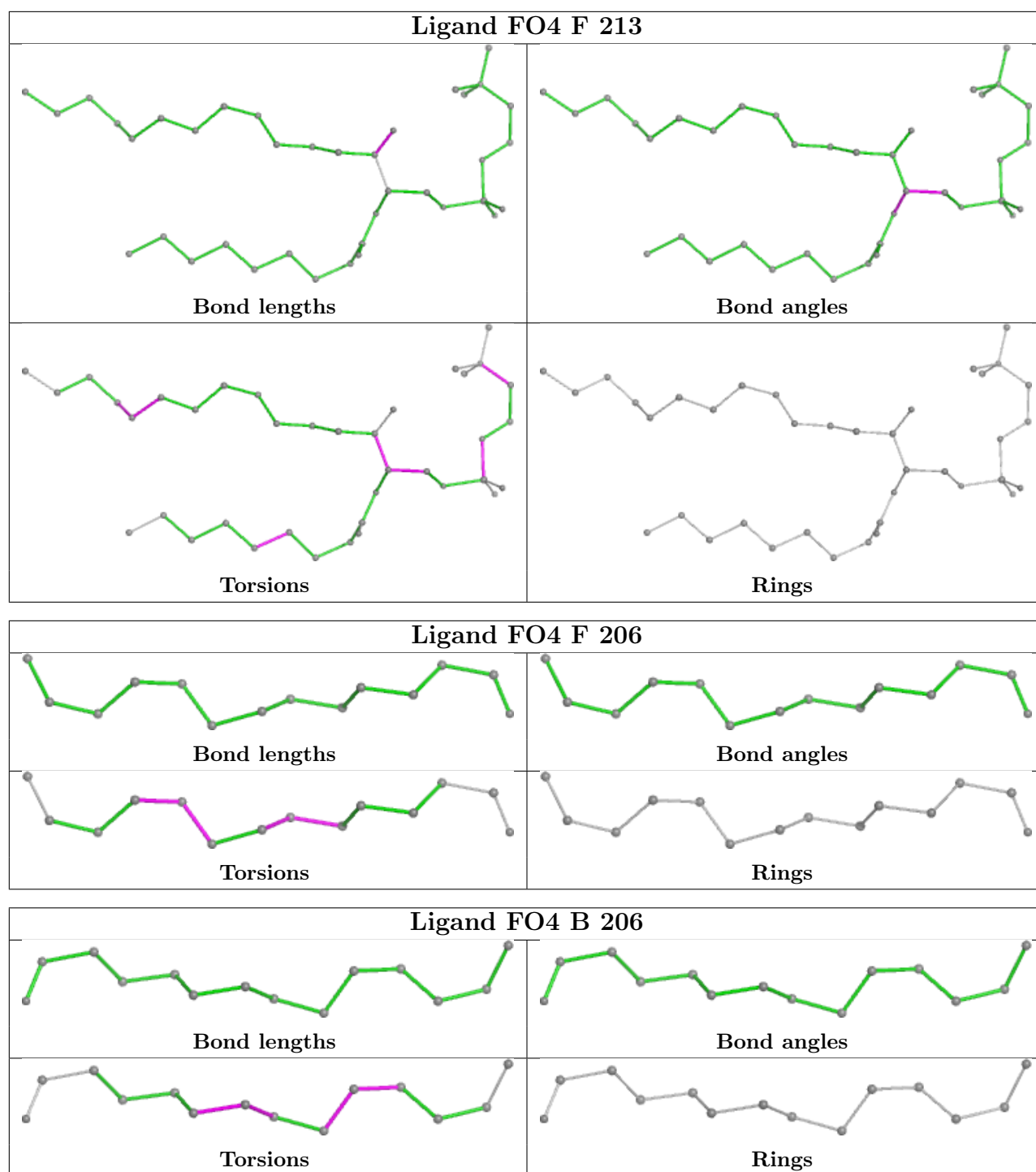


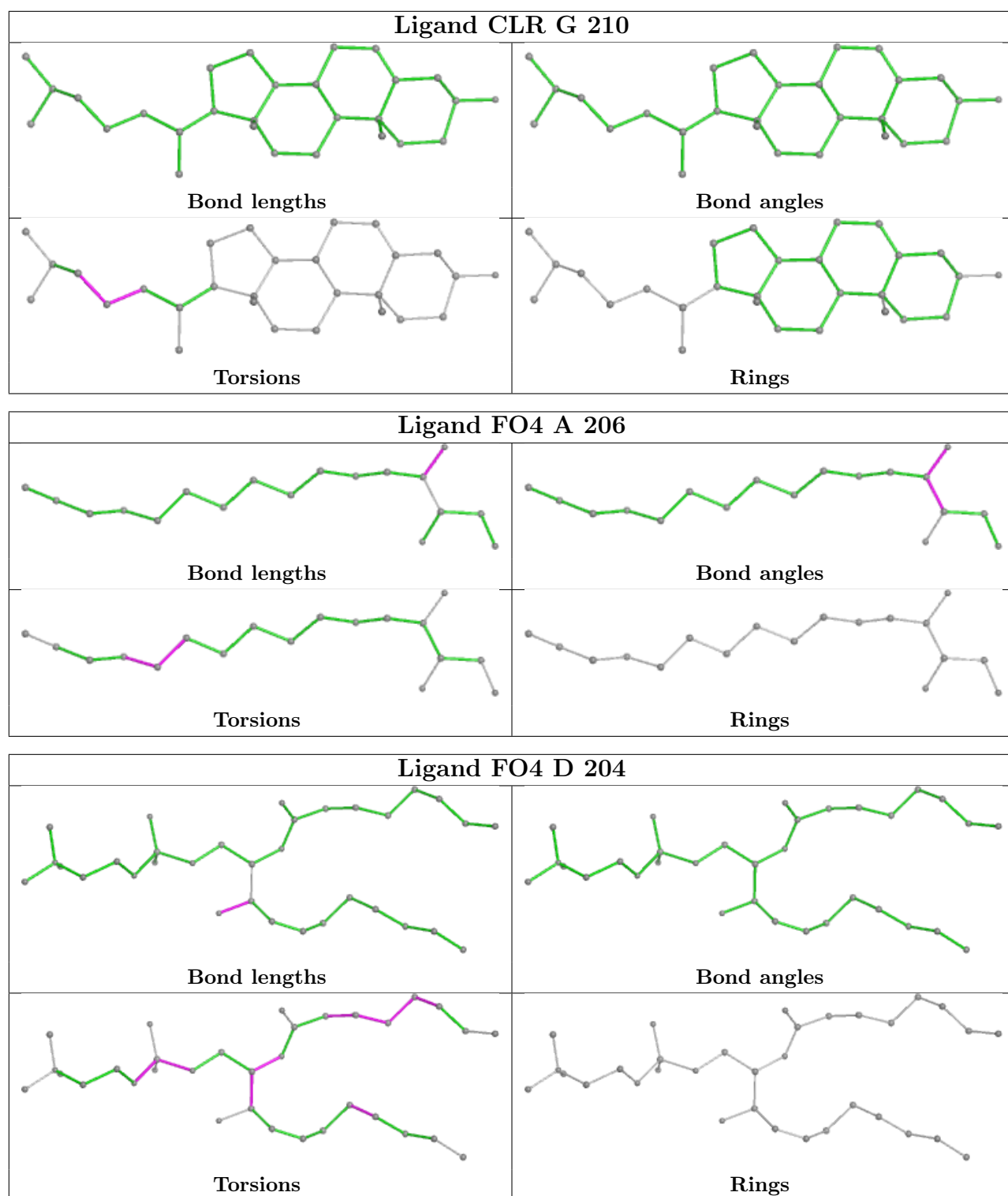
Ligand FO4 A 214

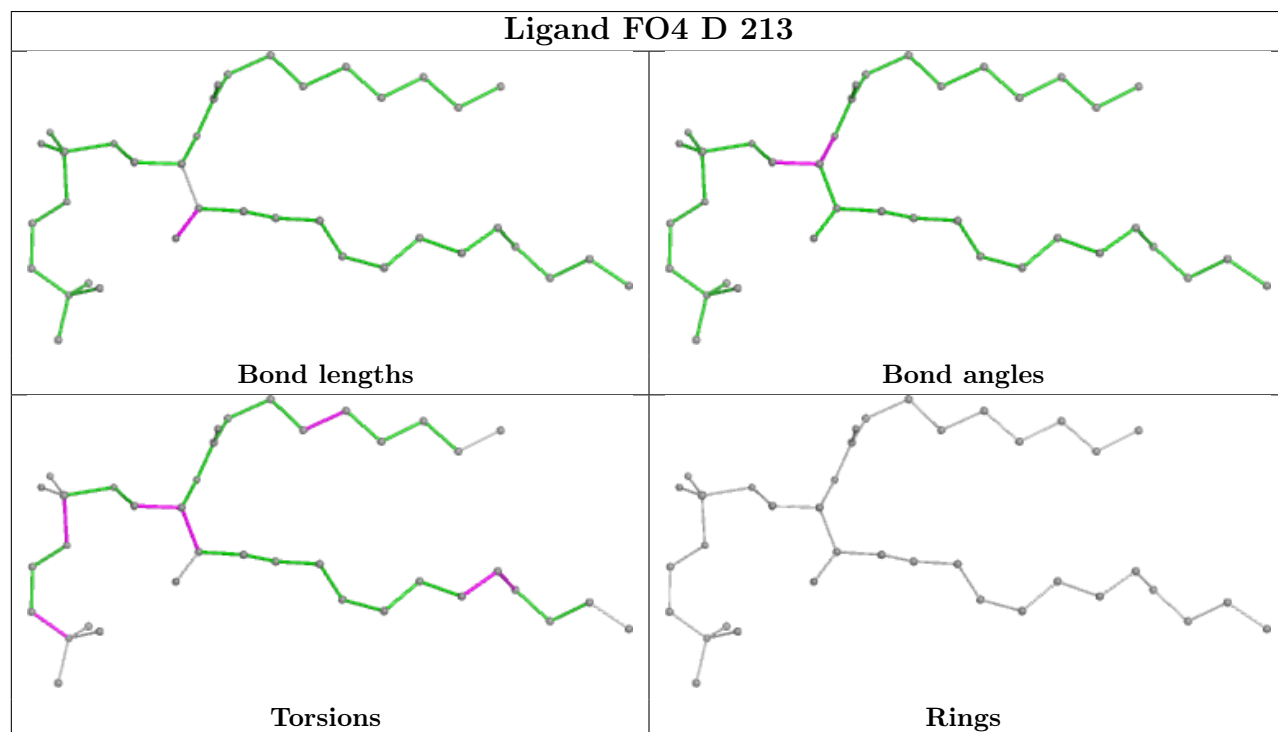
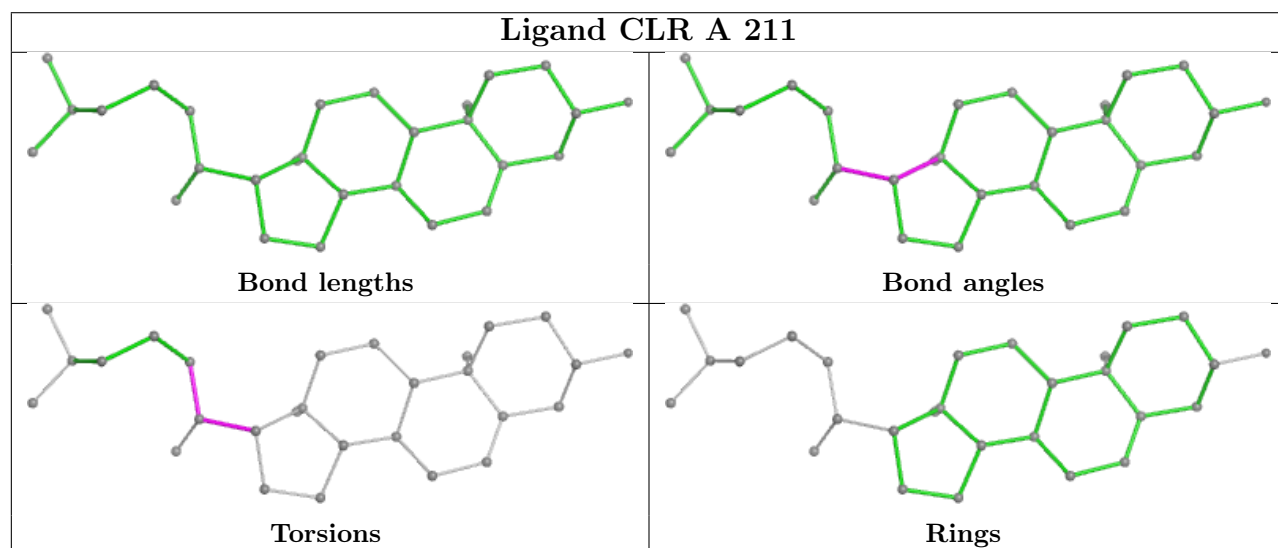
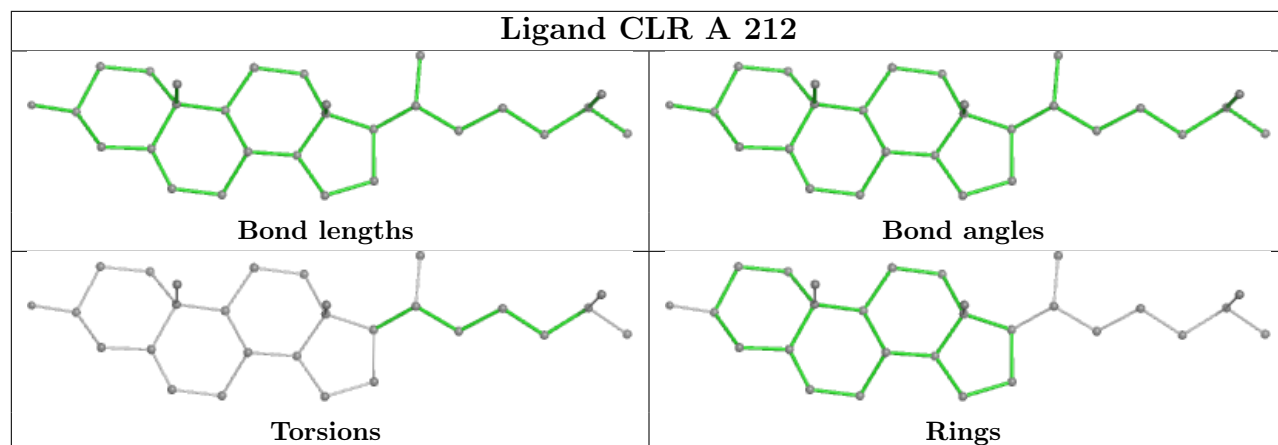


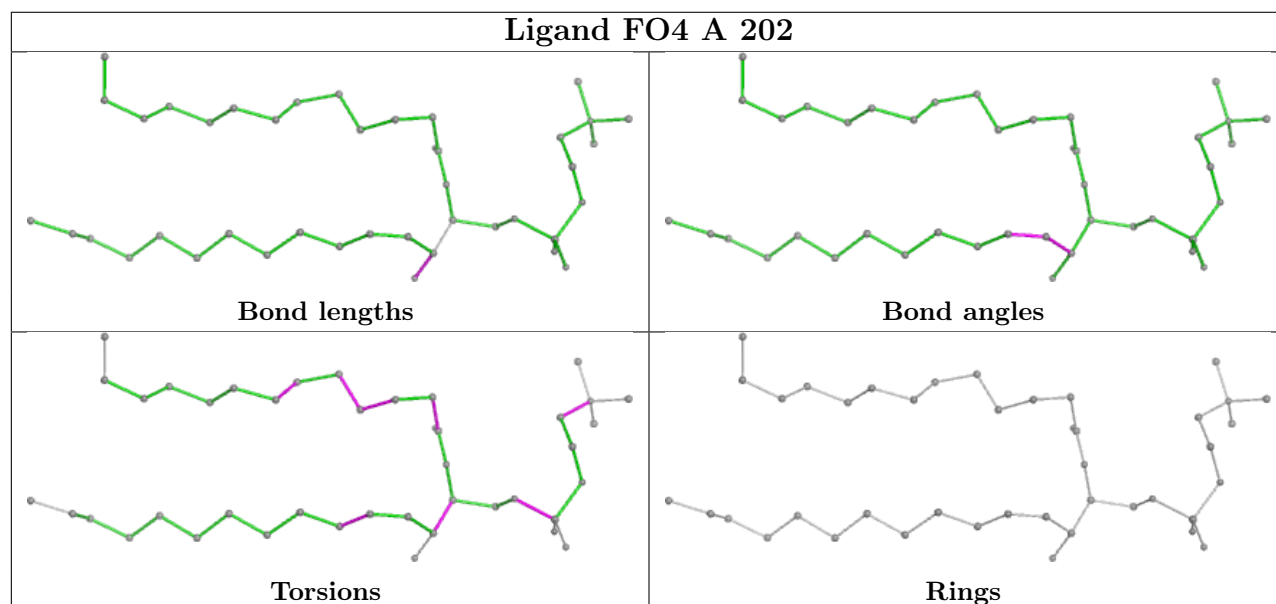
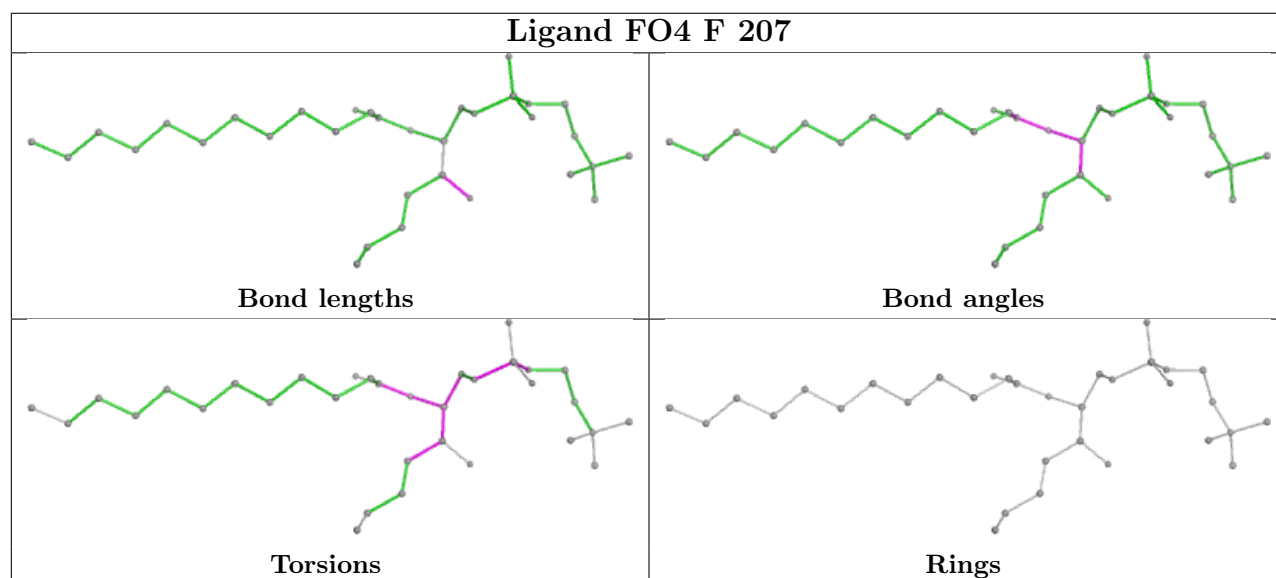
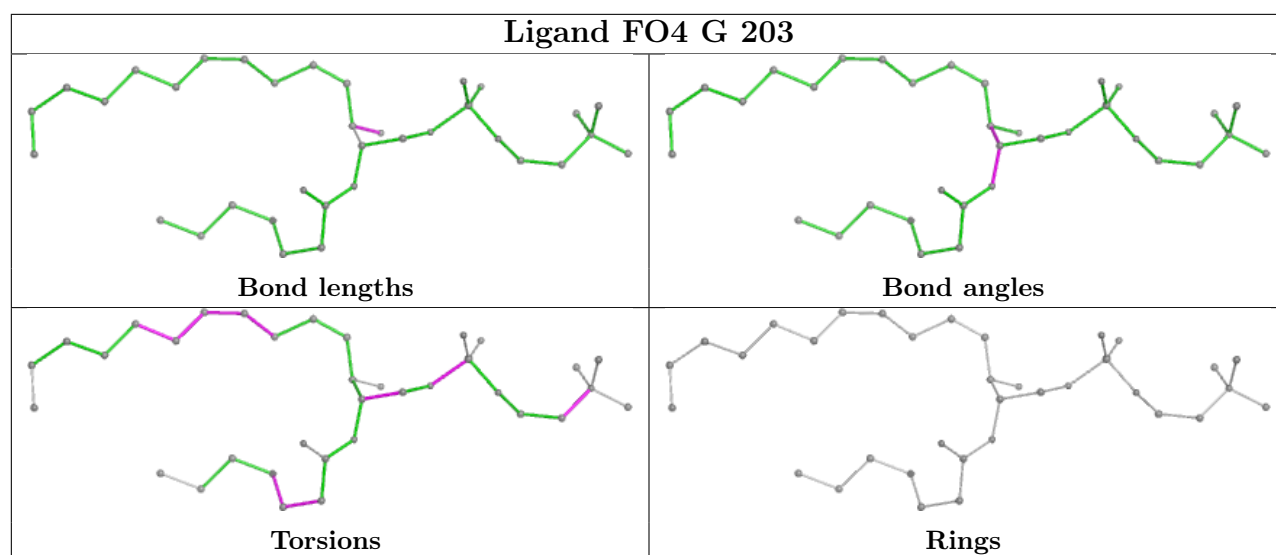


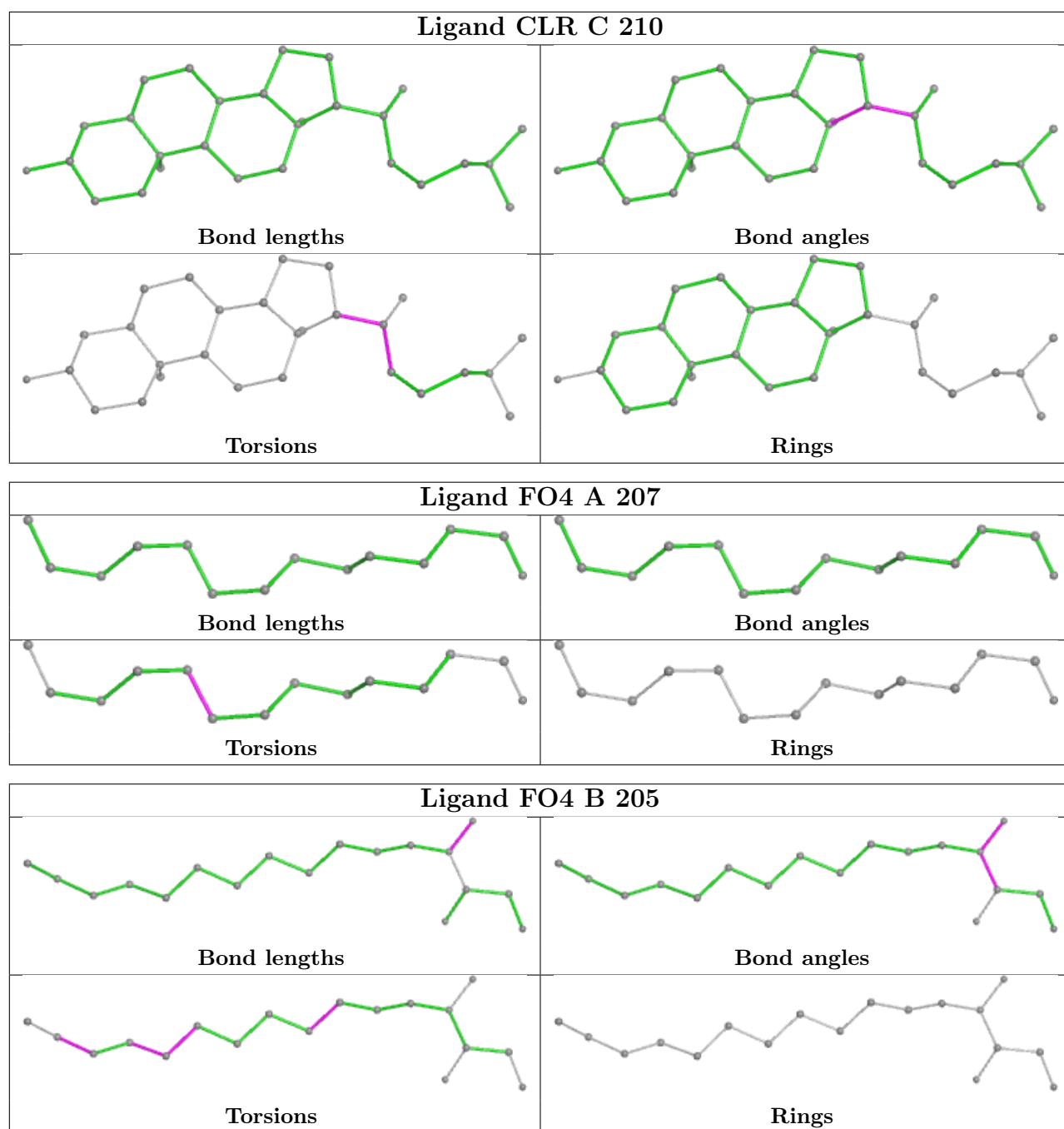




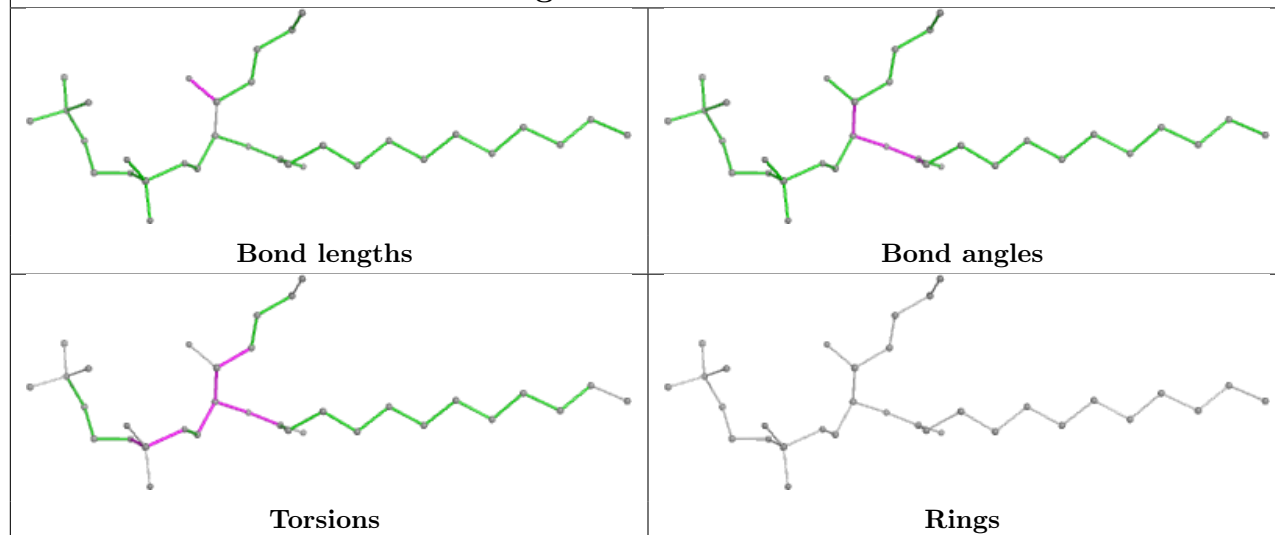




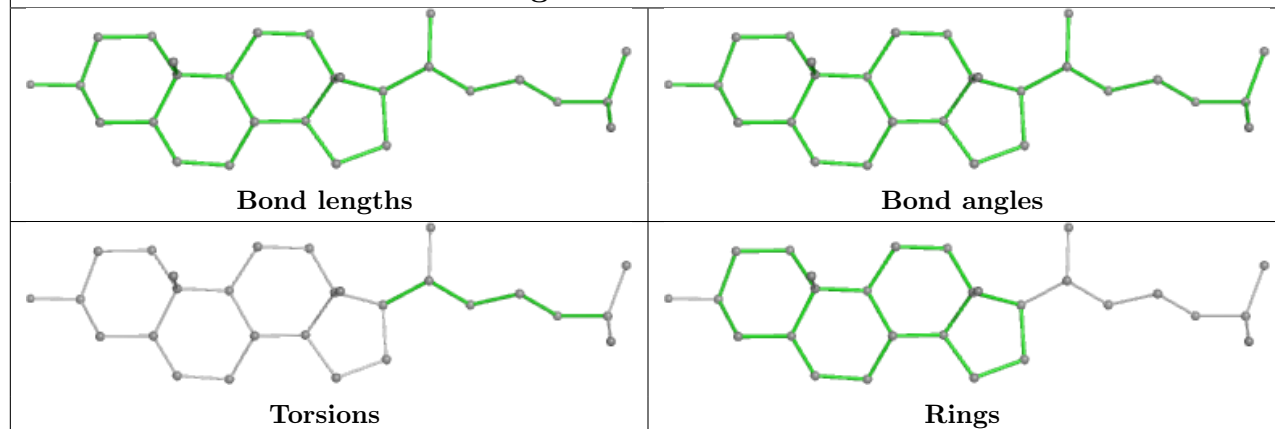




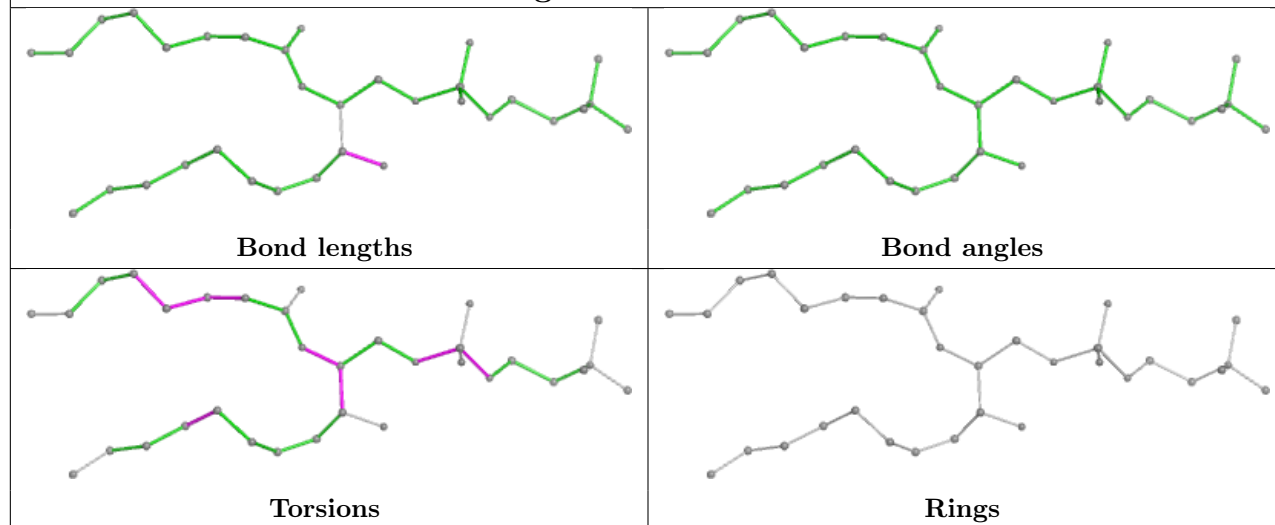
Ligand FO4 B 207

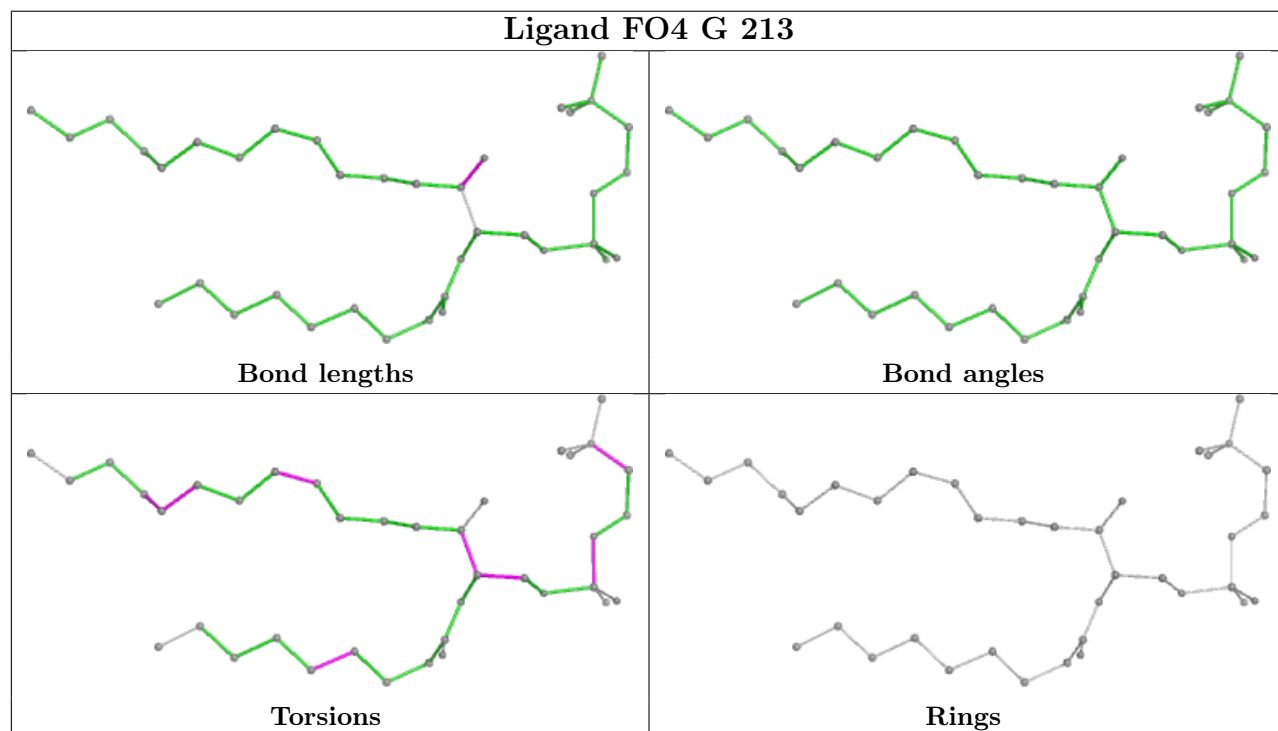
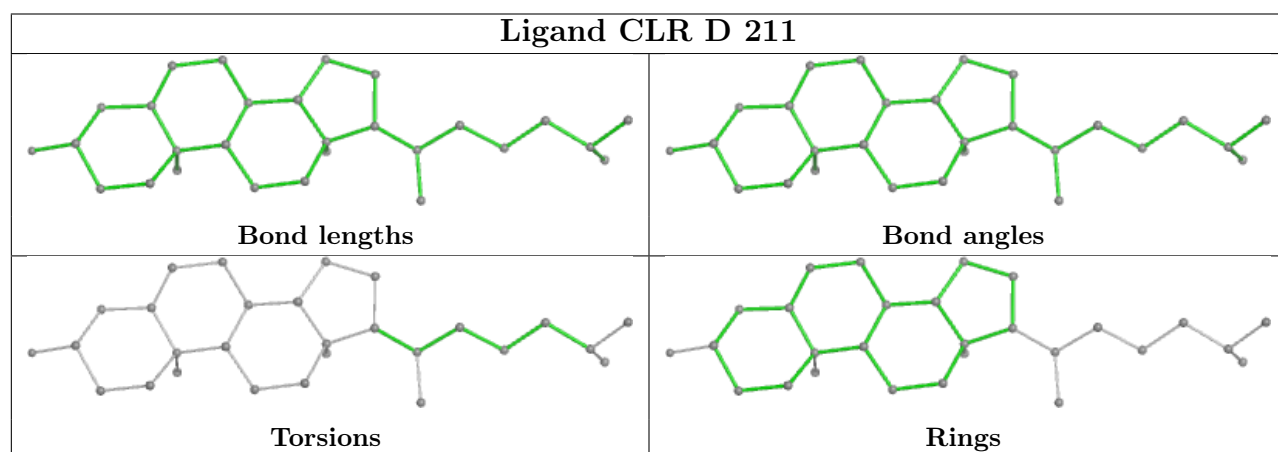
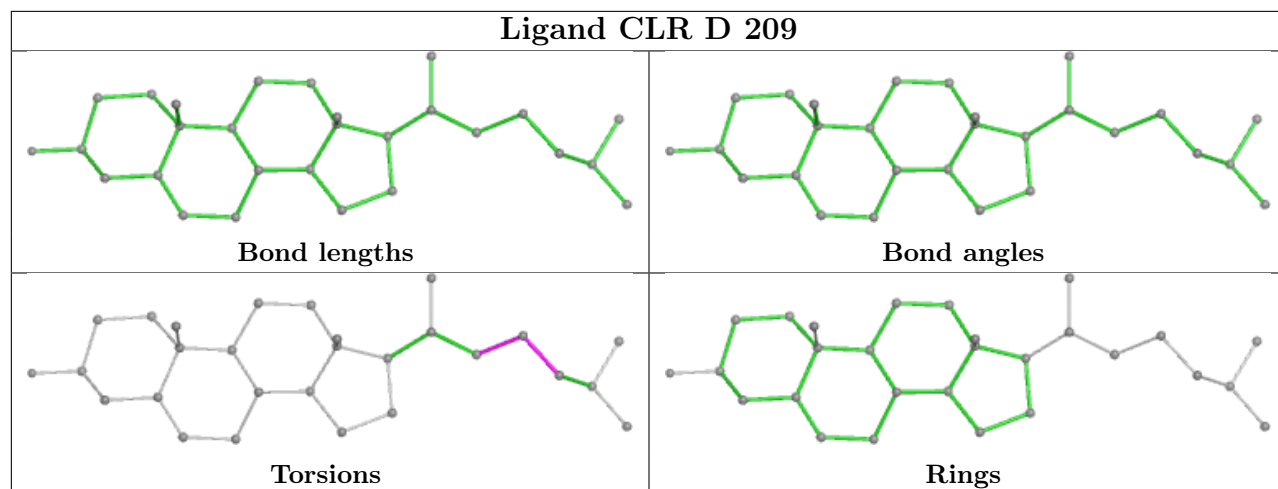


Ligand CLR D 208

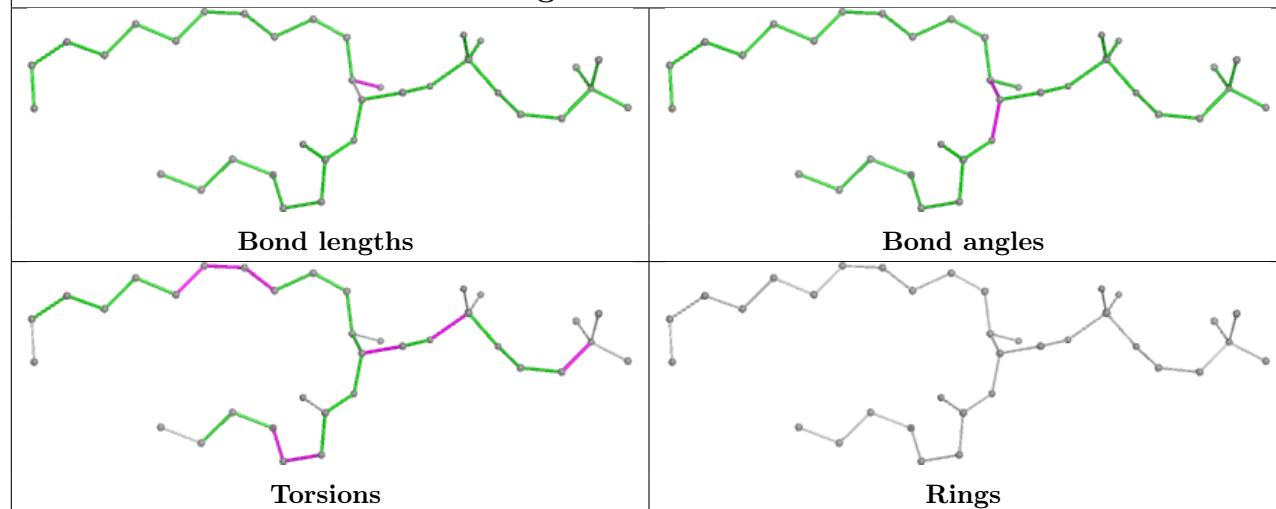


Ligand FO4 G 205

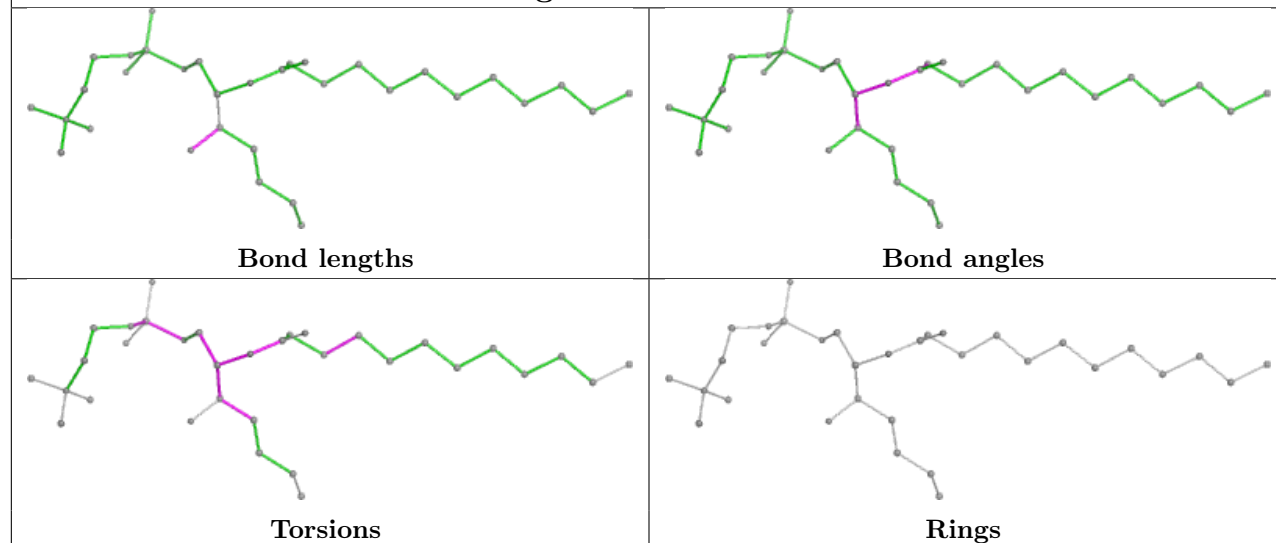




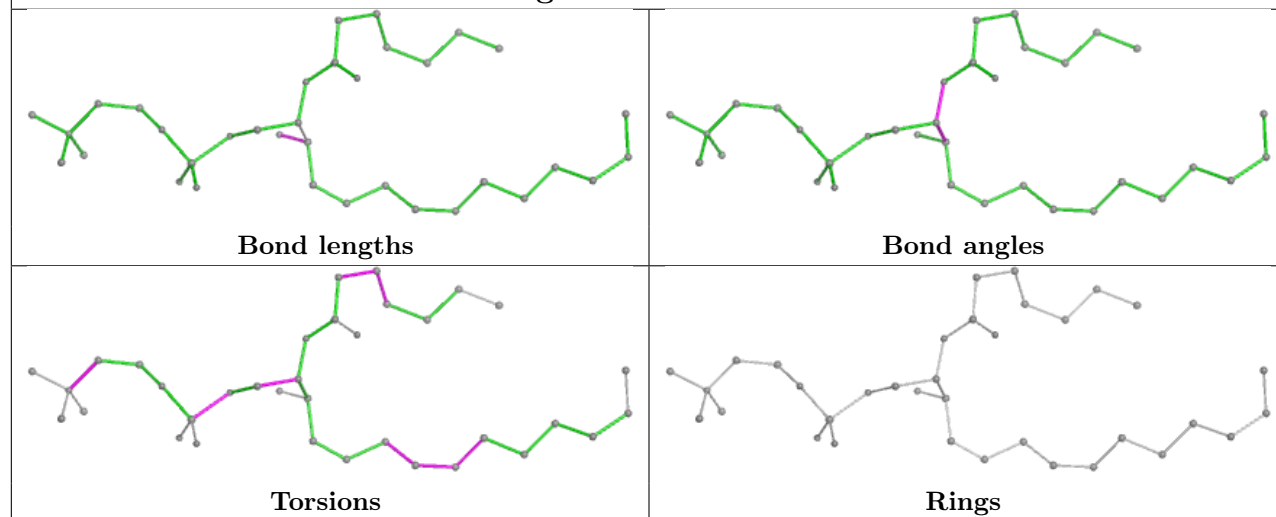
Ligand FO4 E 202

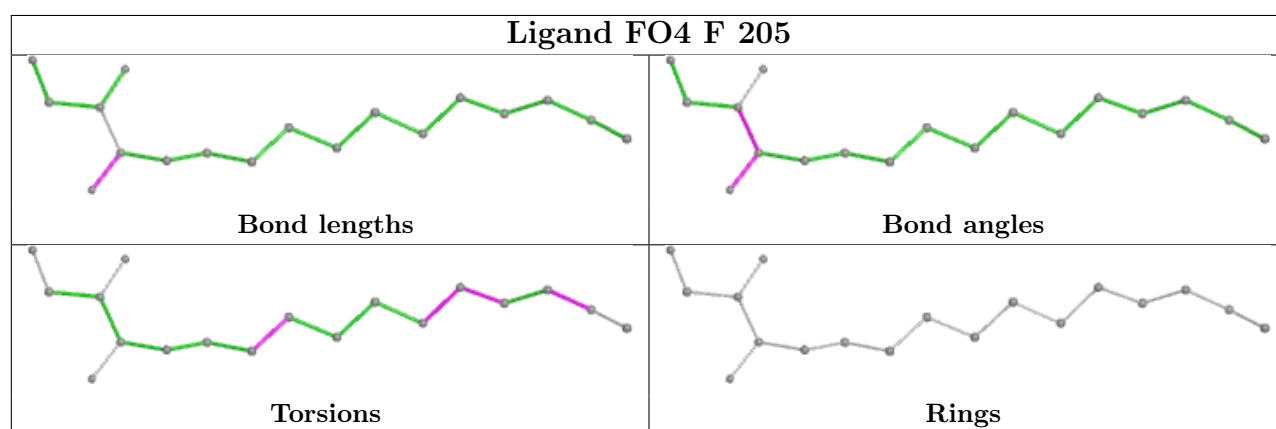
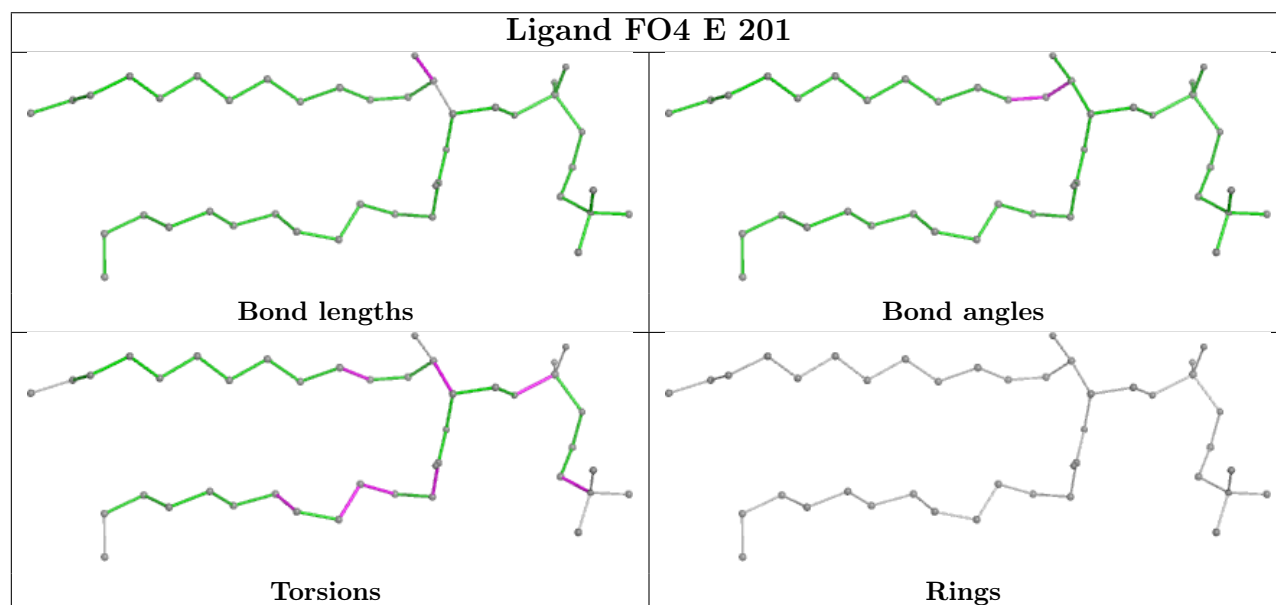
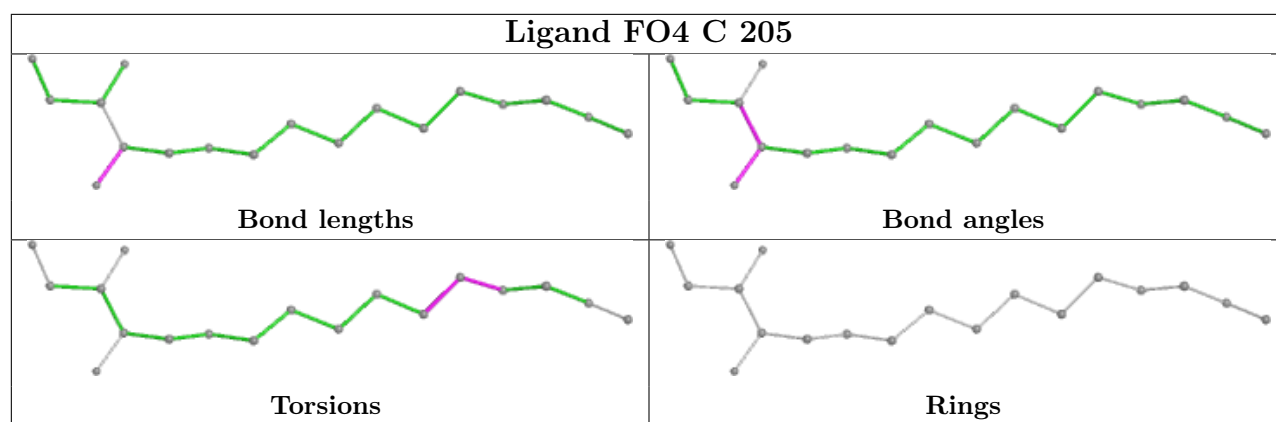


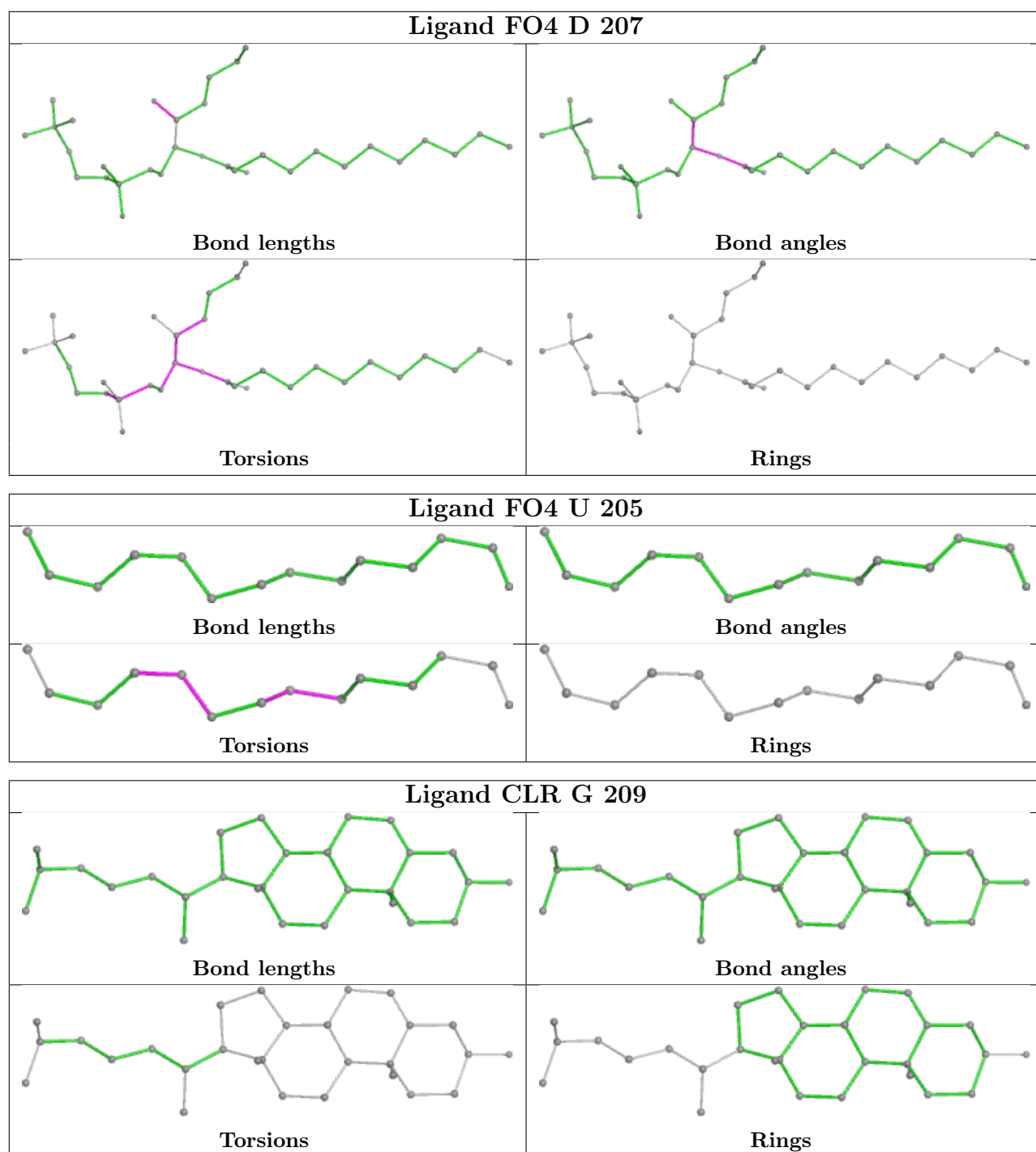
Ligand FO4 A 208

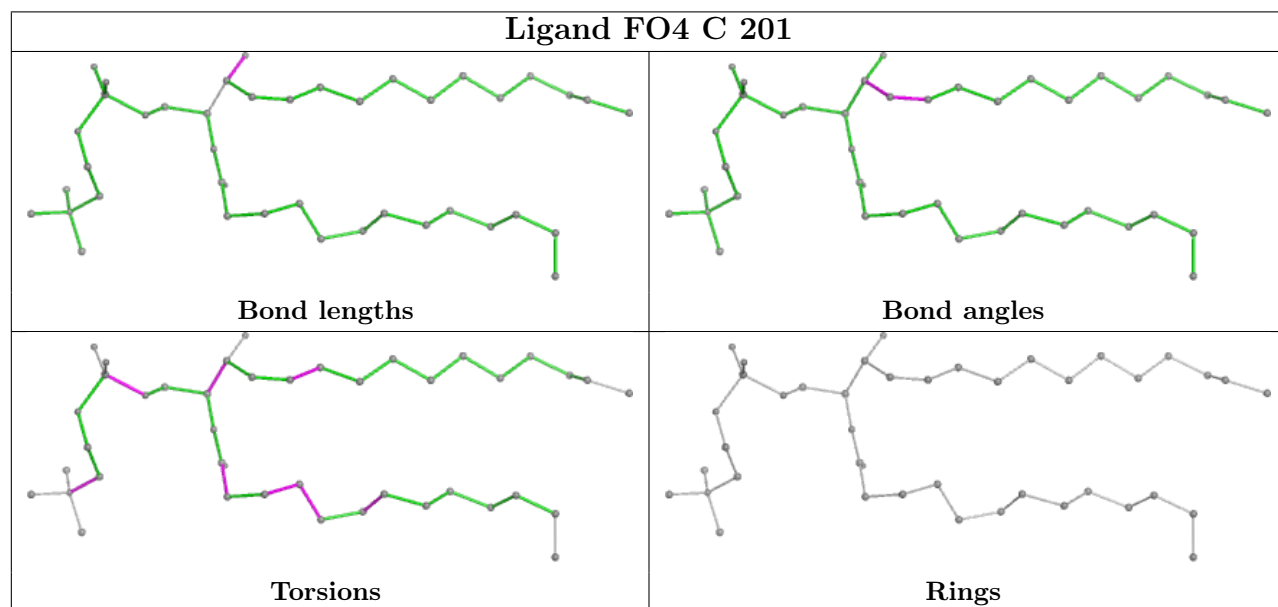
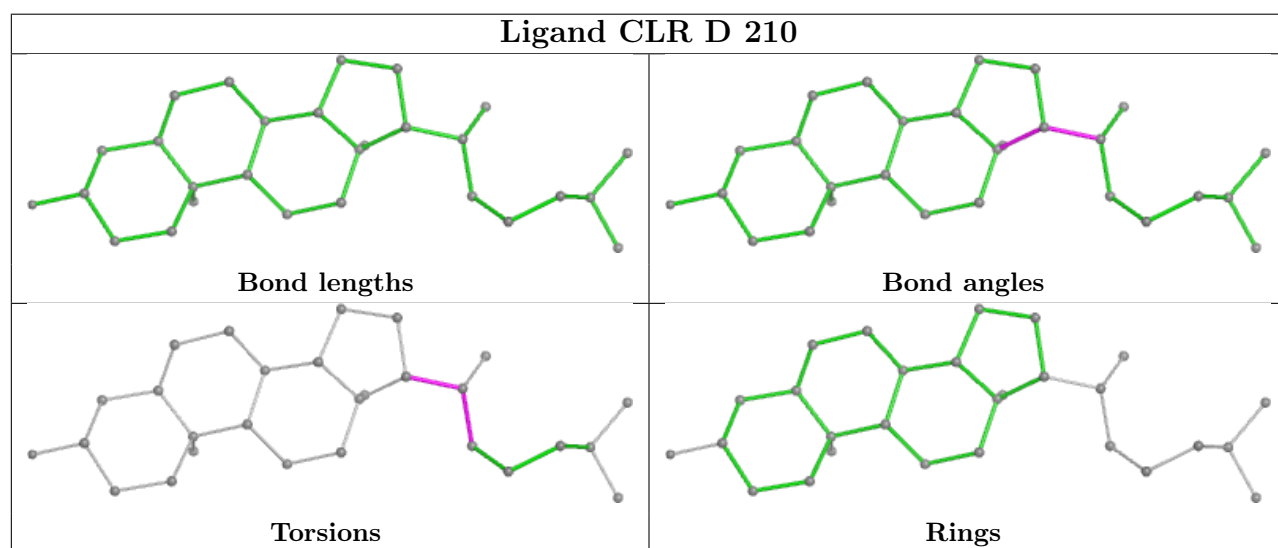
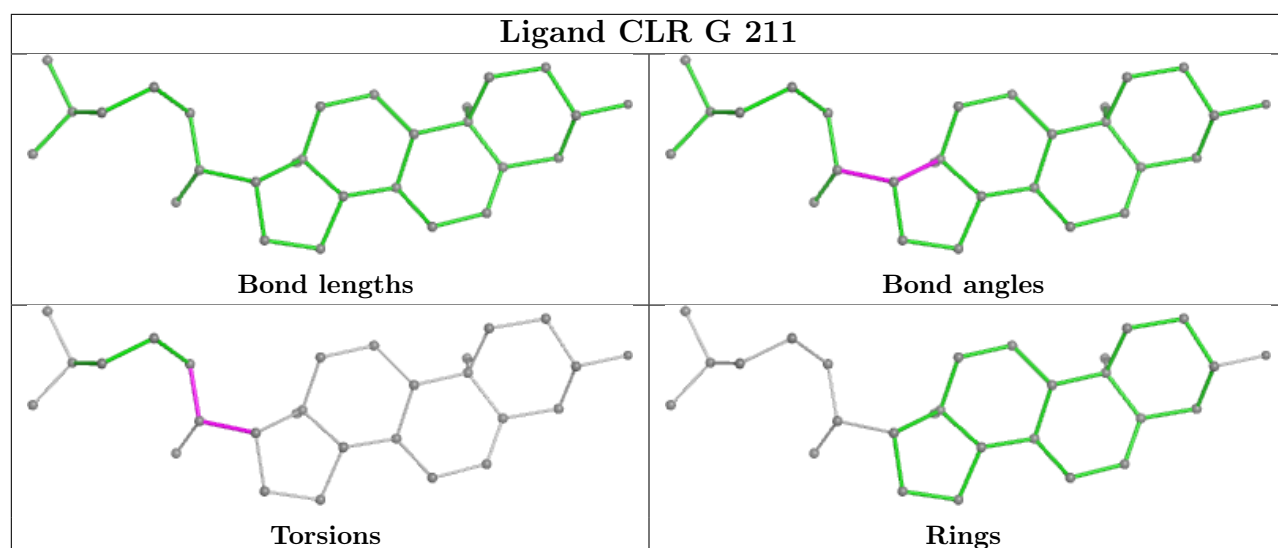


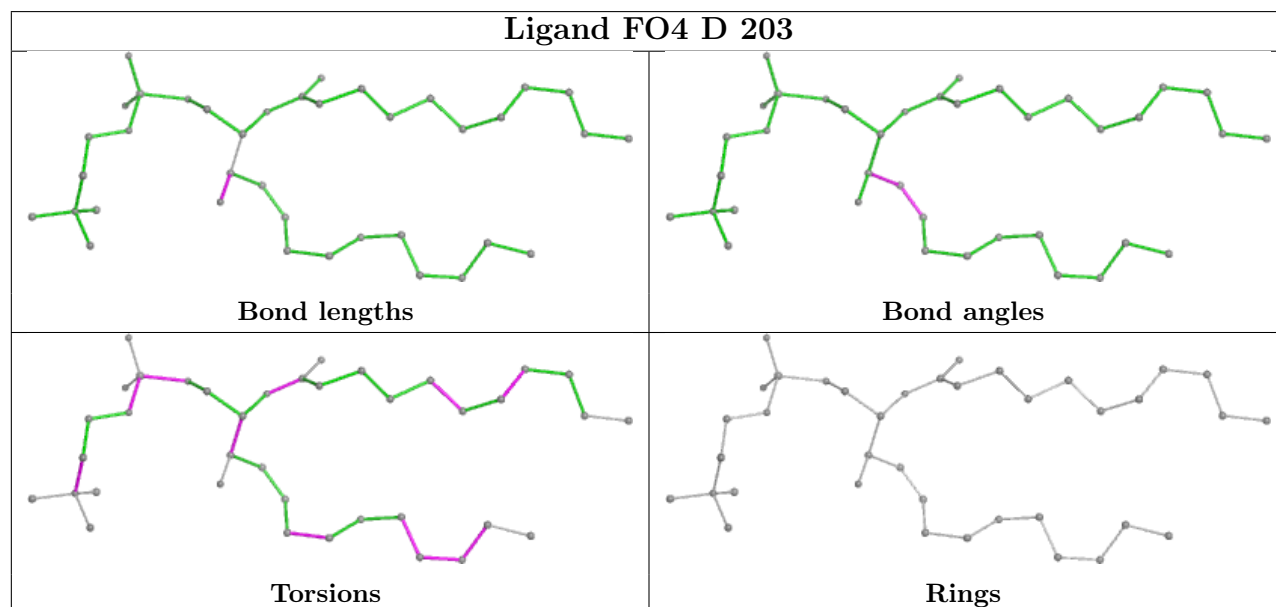
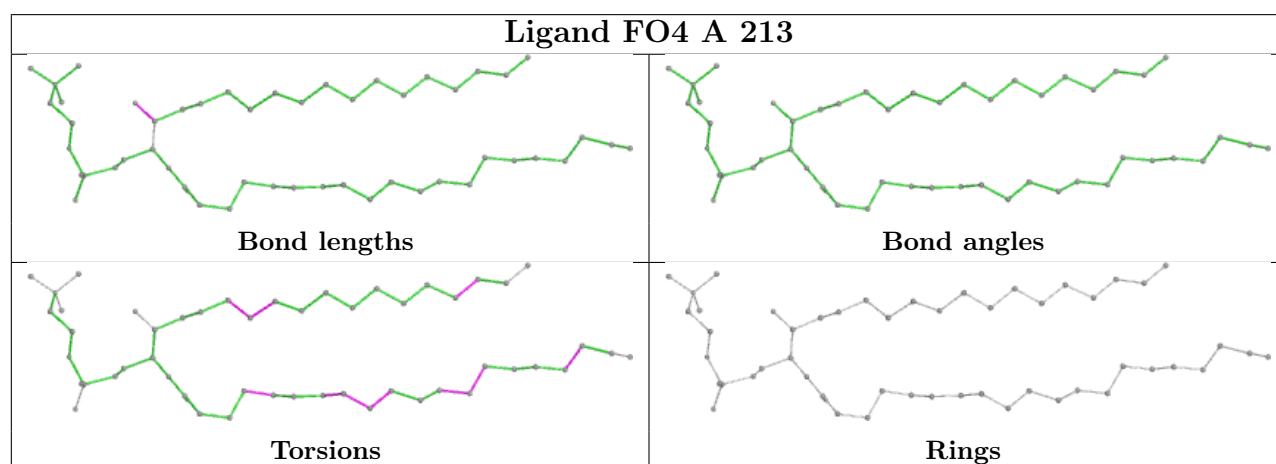
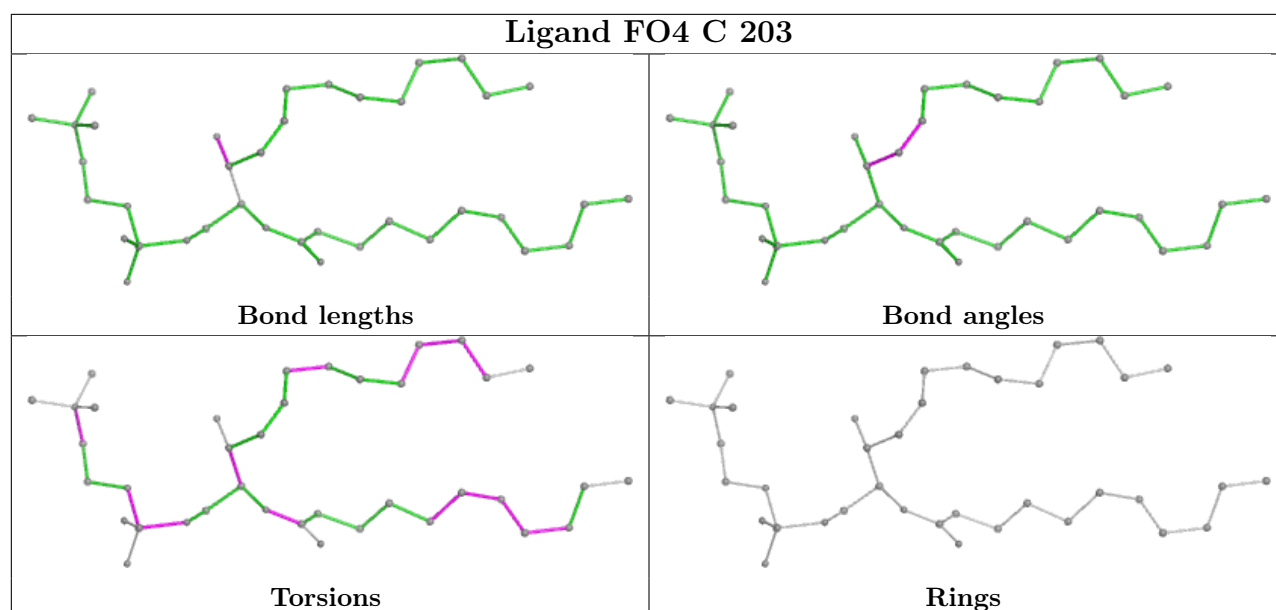
Ligand FO4 C 202

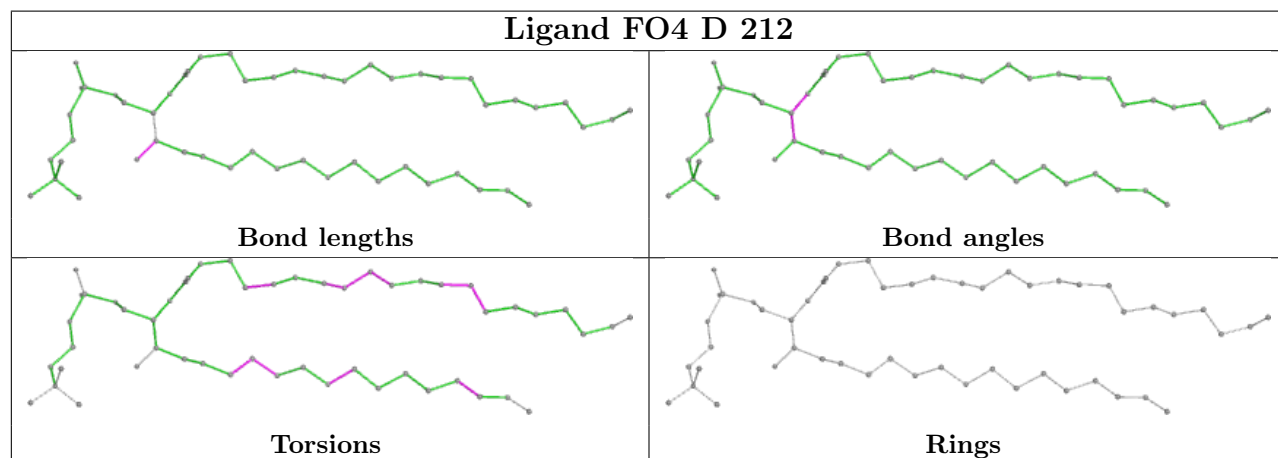
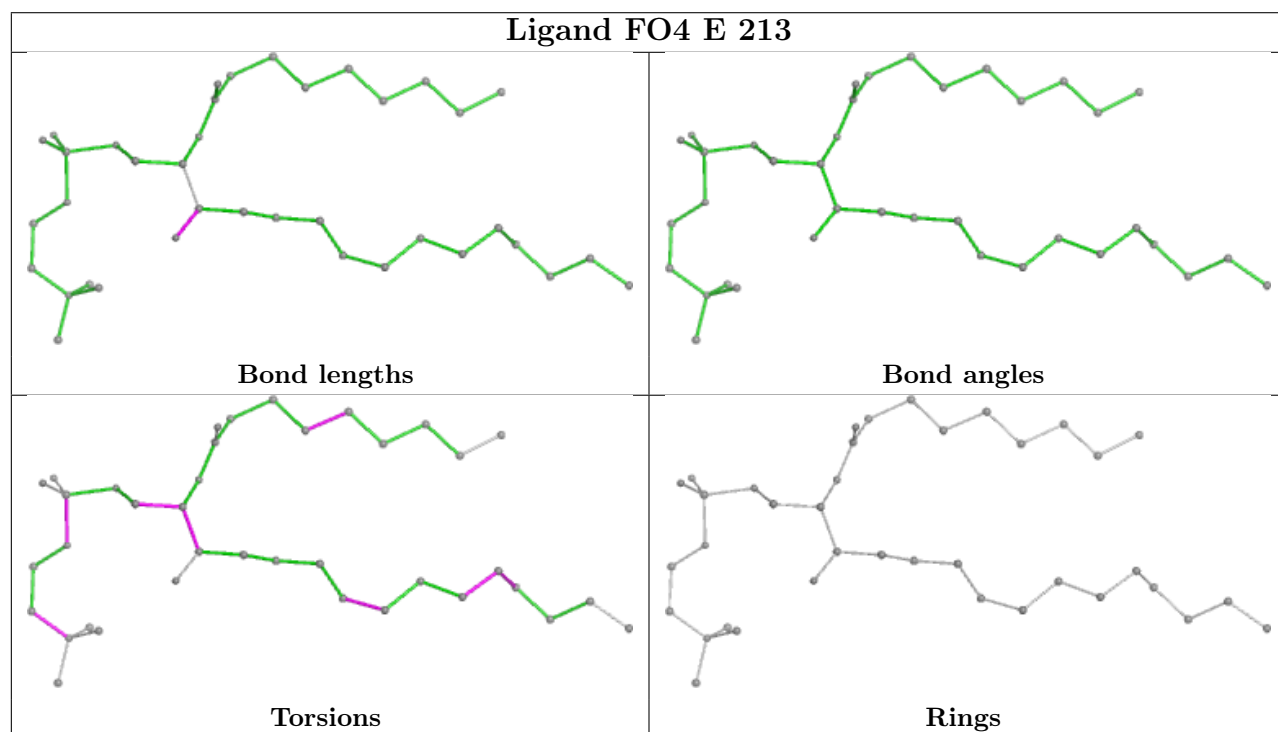
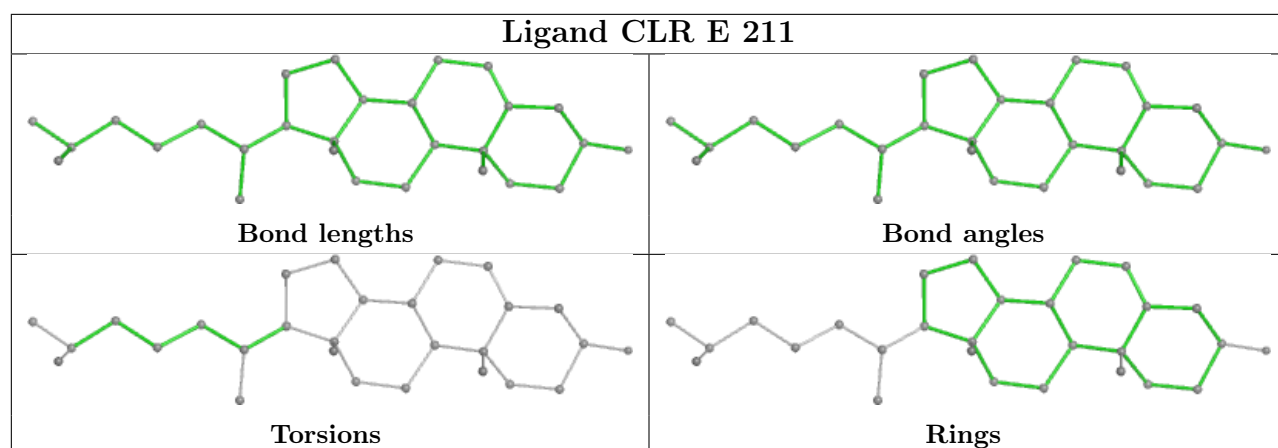


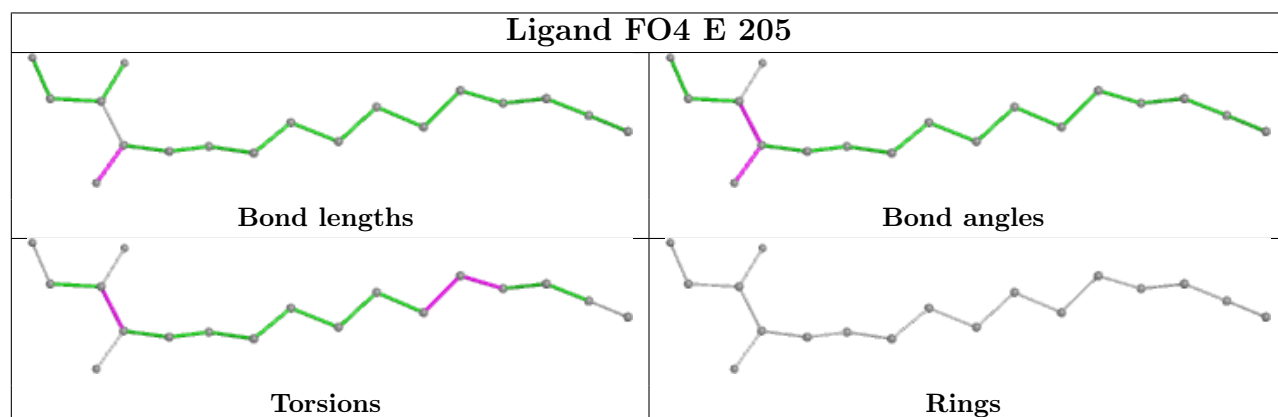
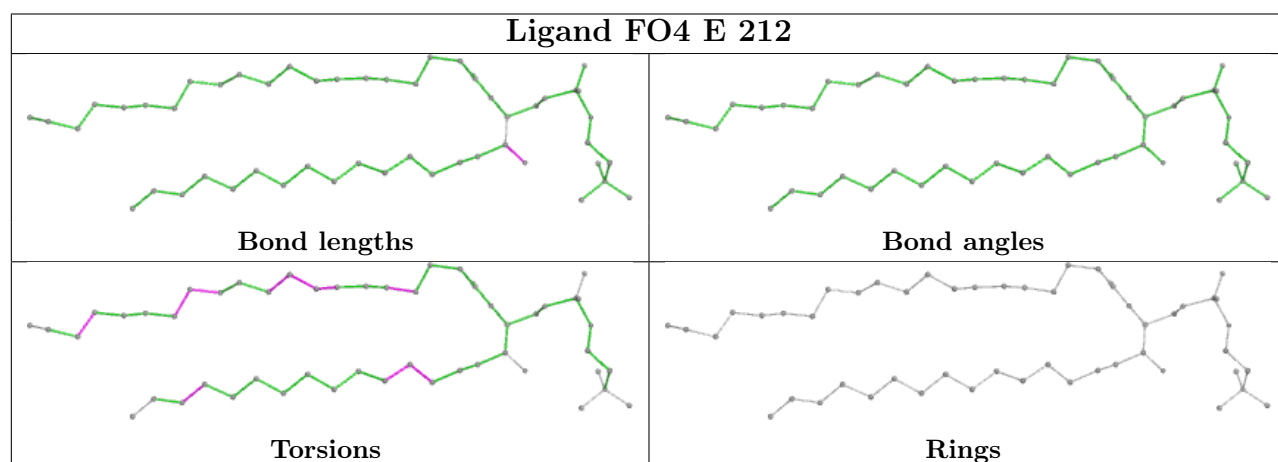
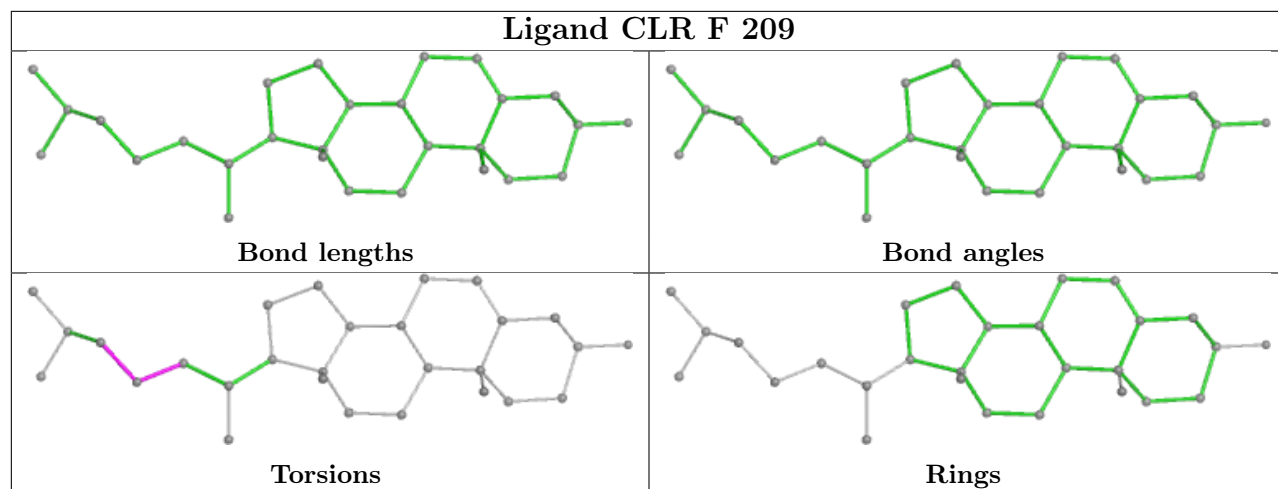


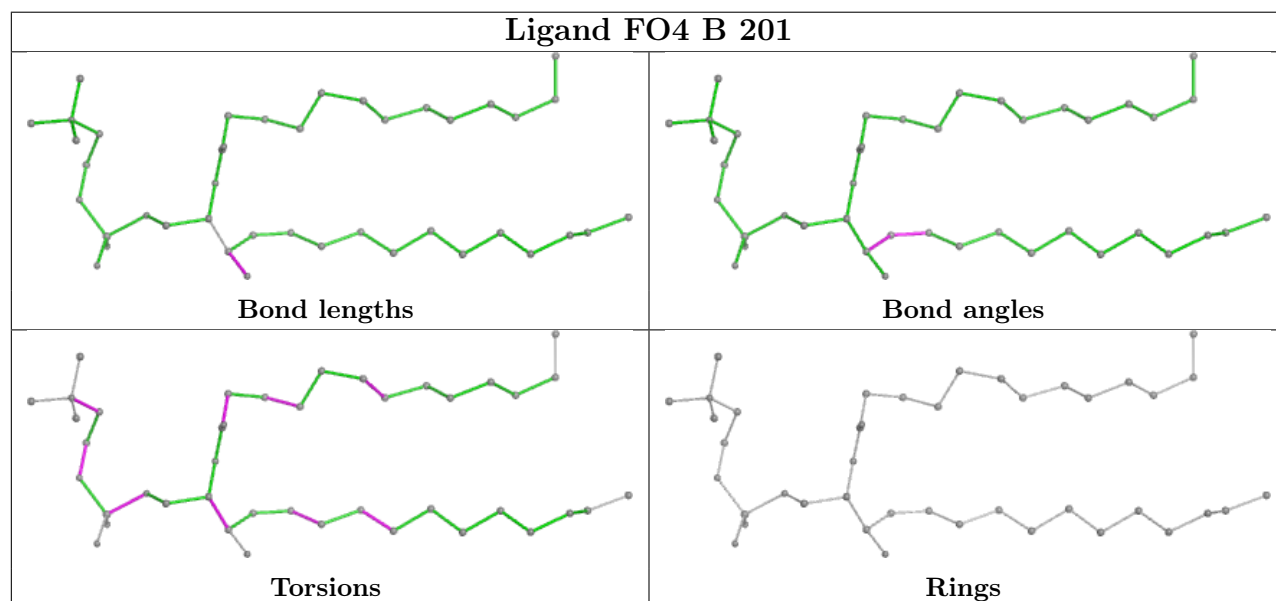
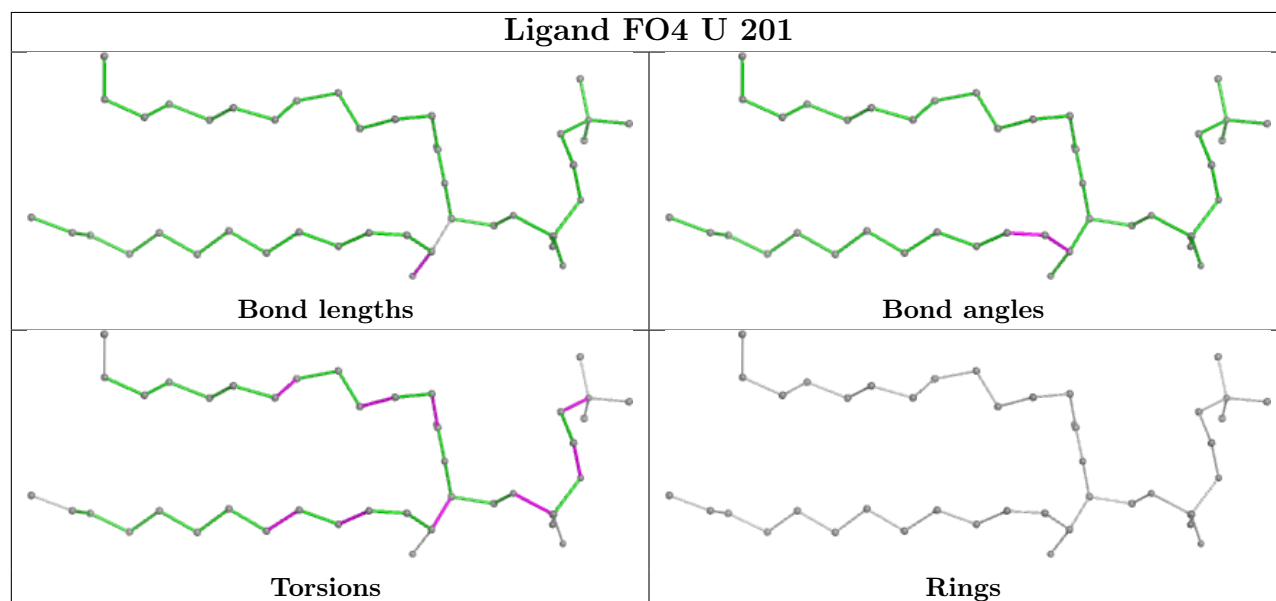
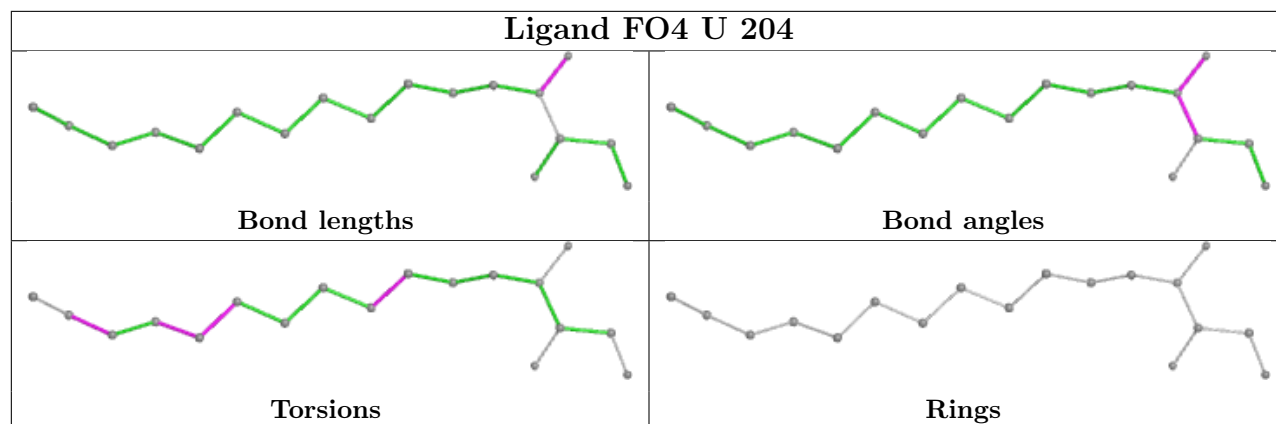




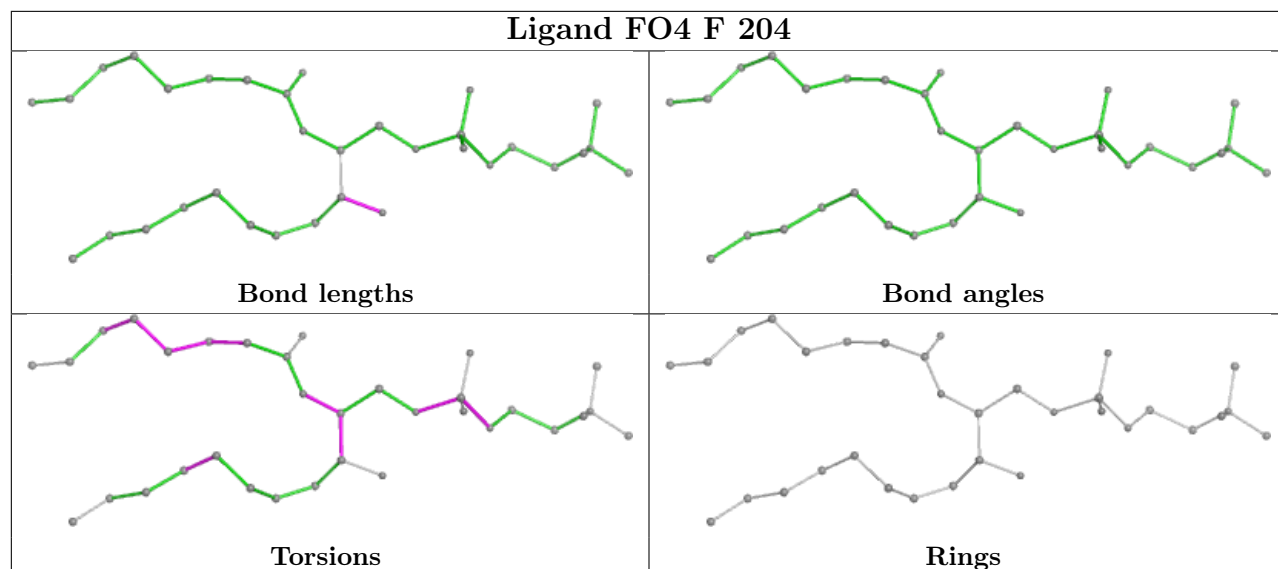




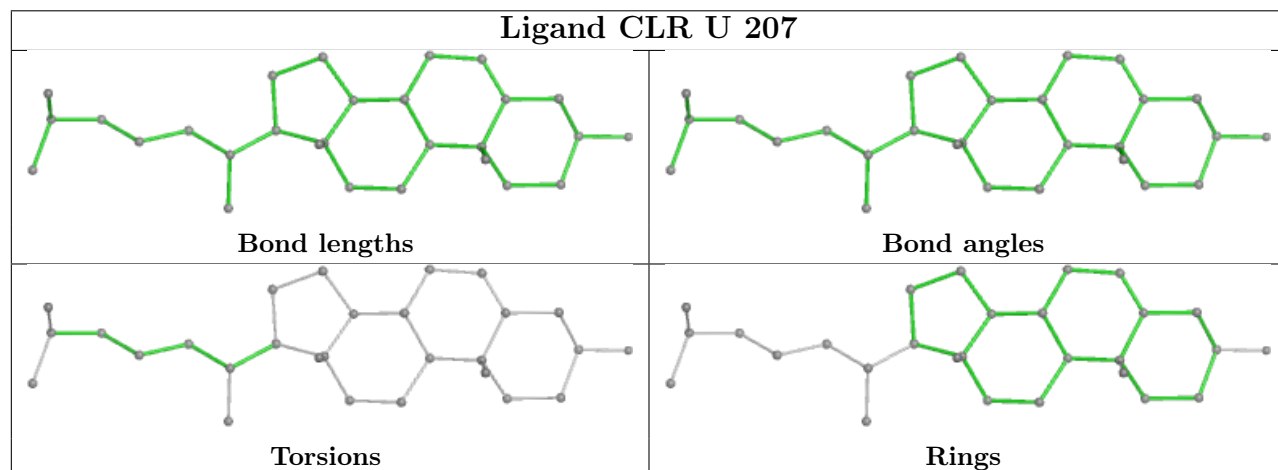




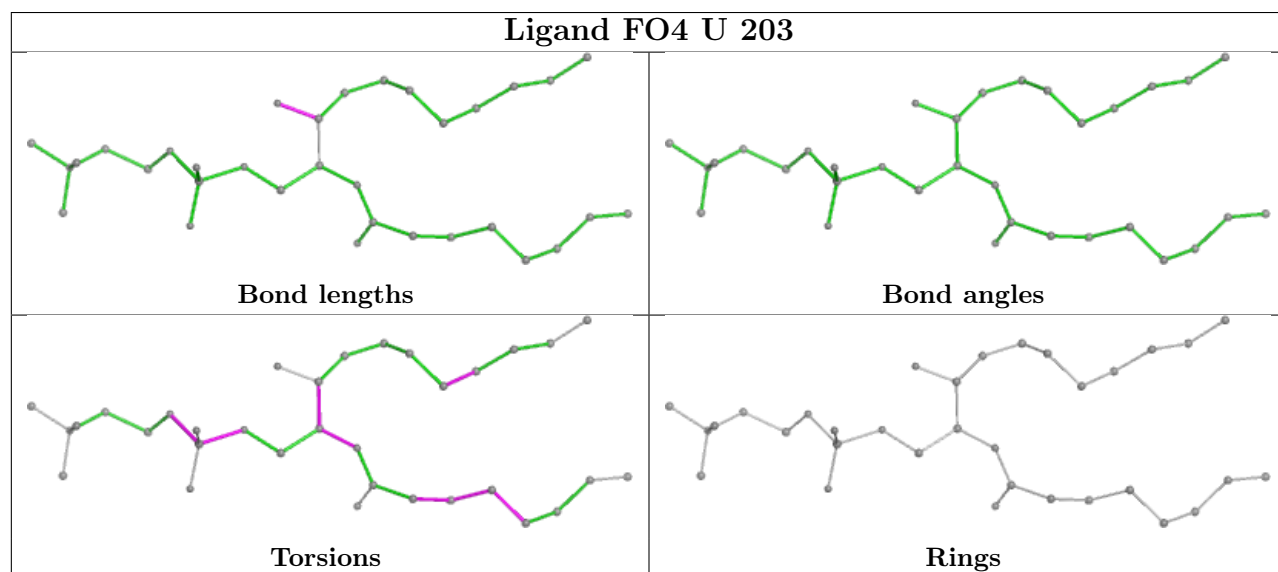
Ligand FO4 F 204

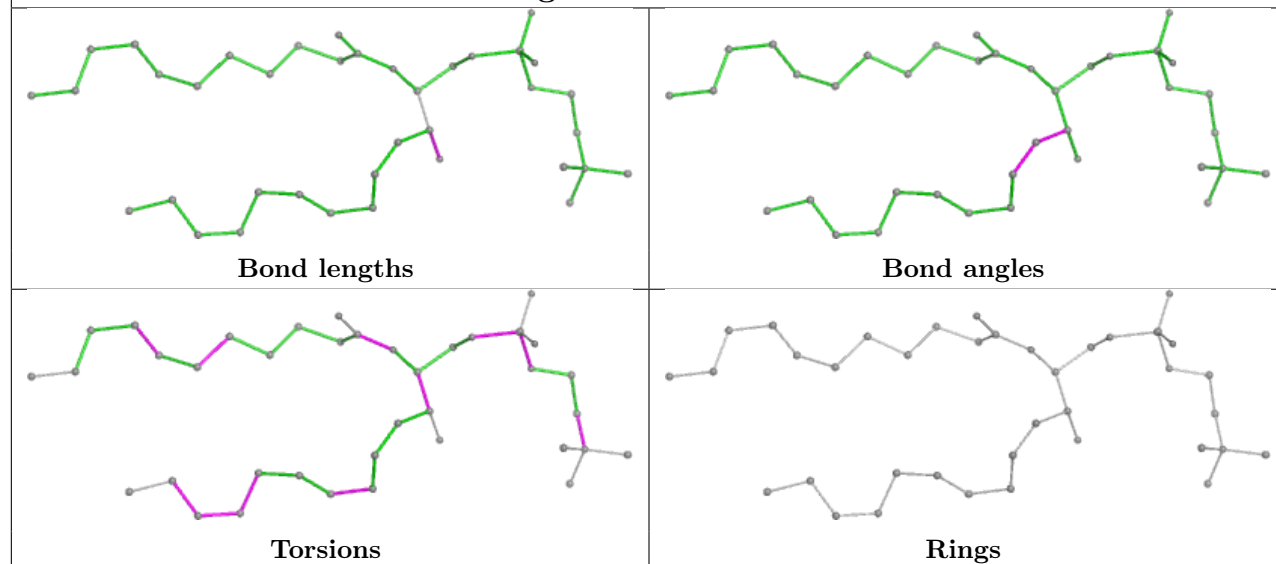
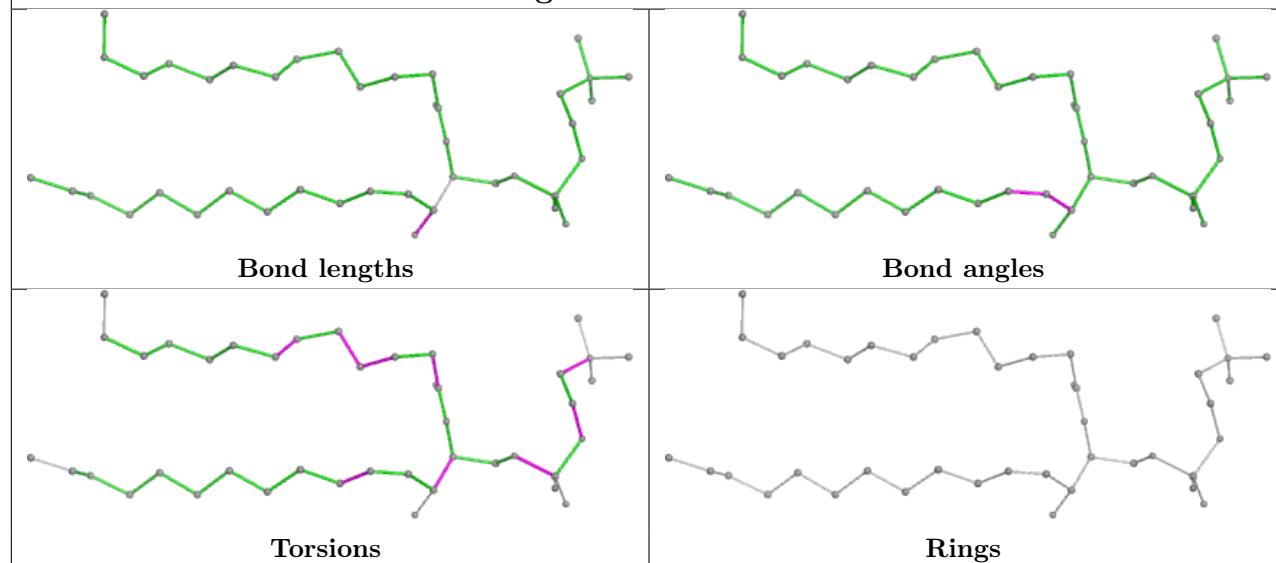


Ligand CLR U 207

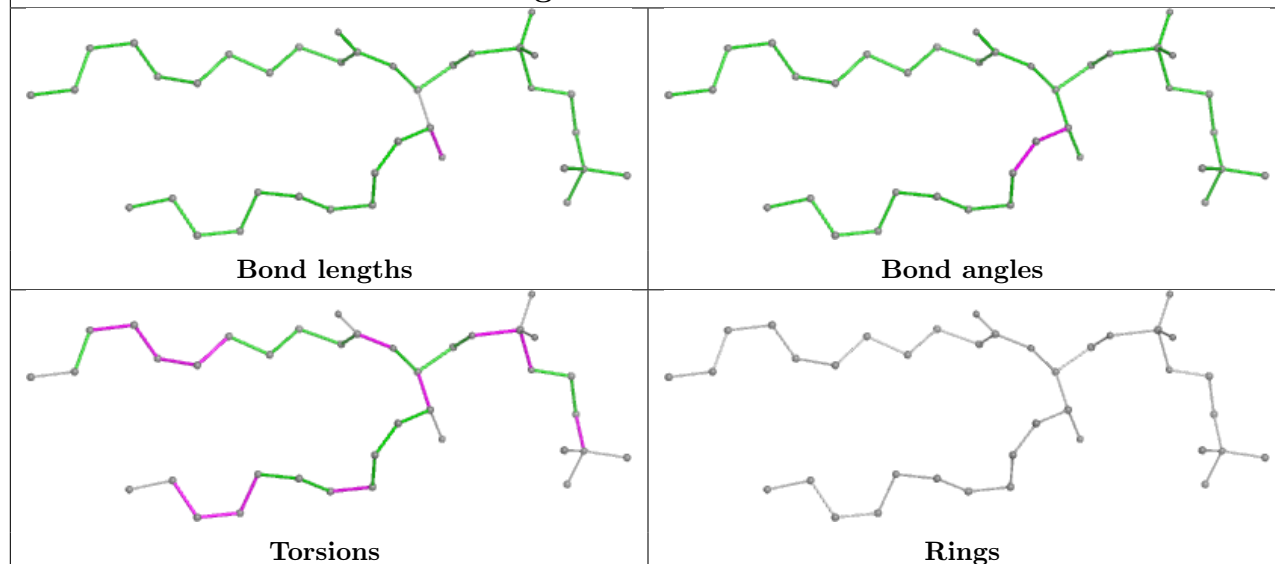


Ligand FO4 U 203

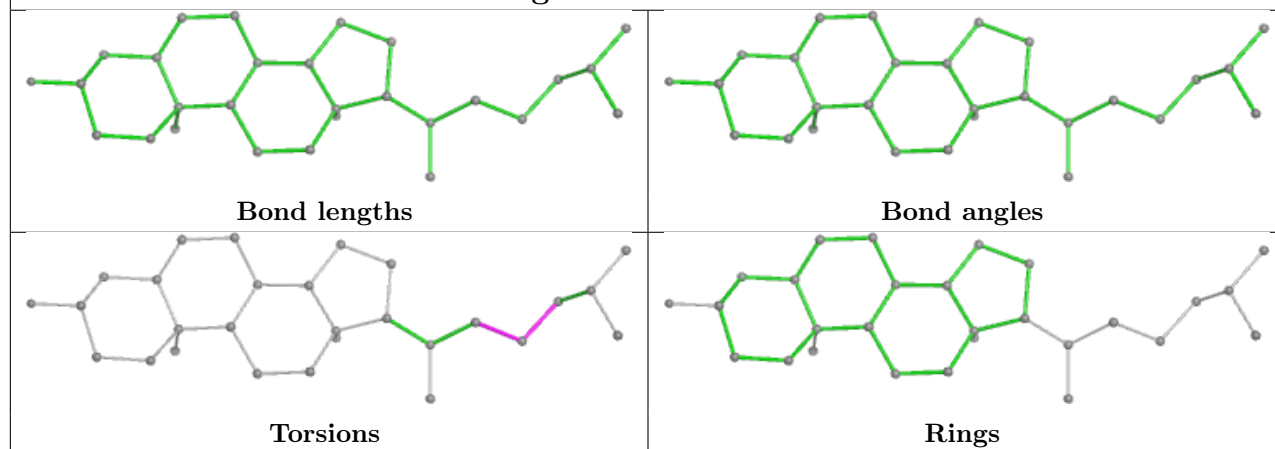


Ligand FO4 F 203**Ligand FO4 G 202**

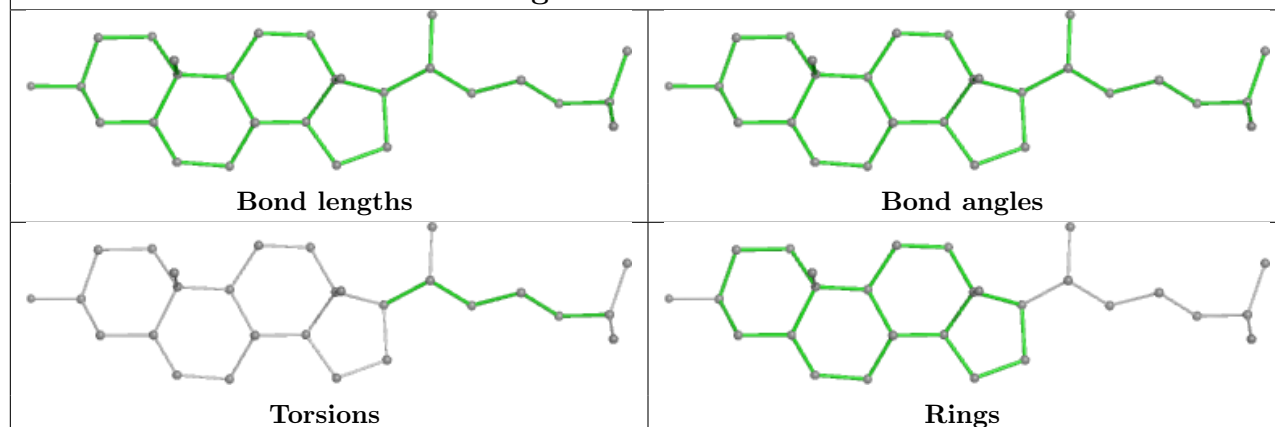
Ligand FO4 A 204

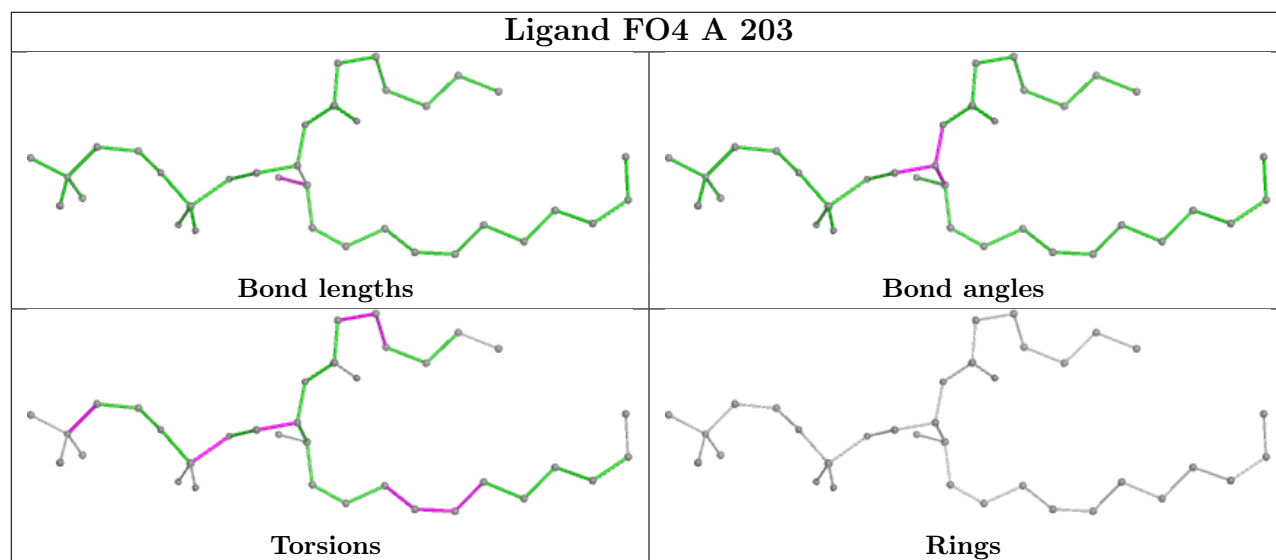
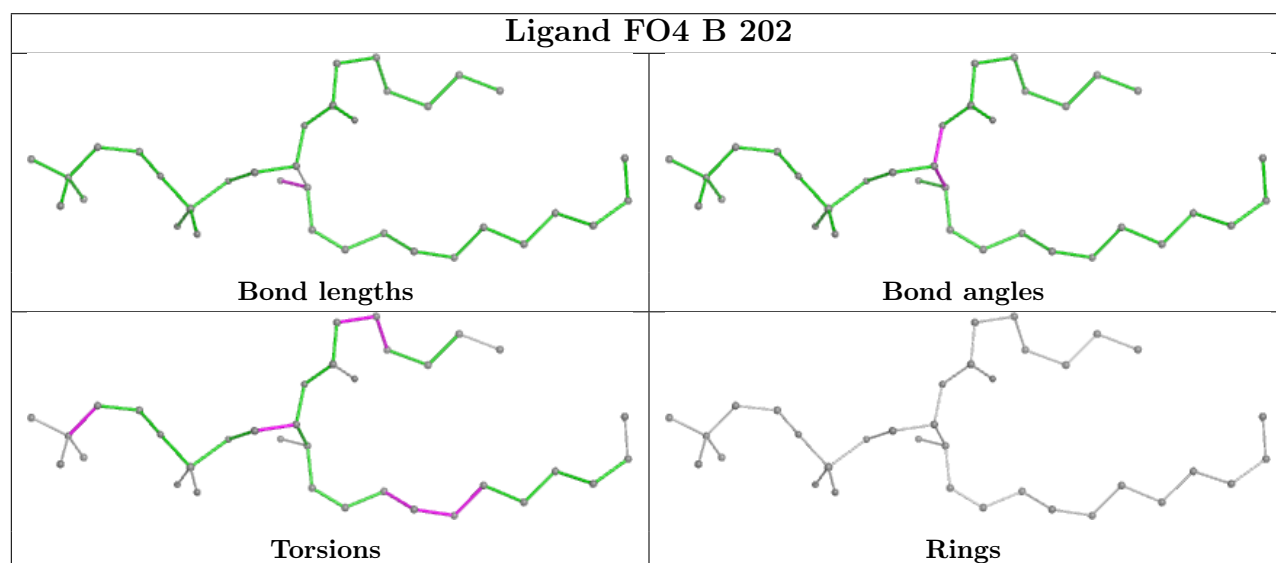
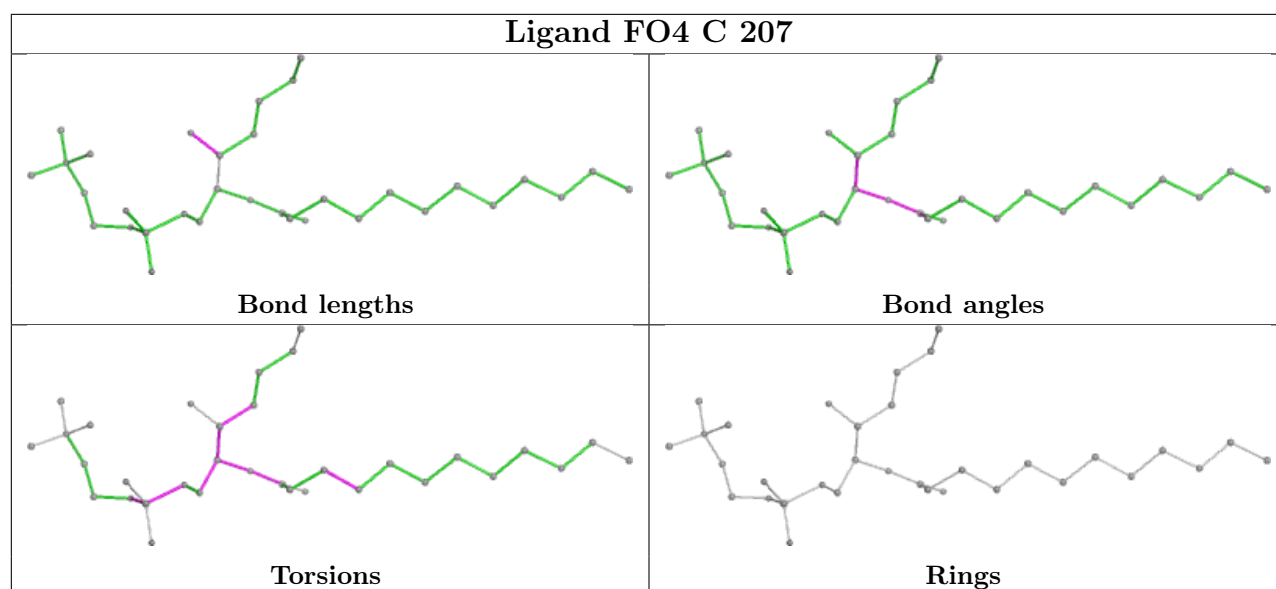


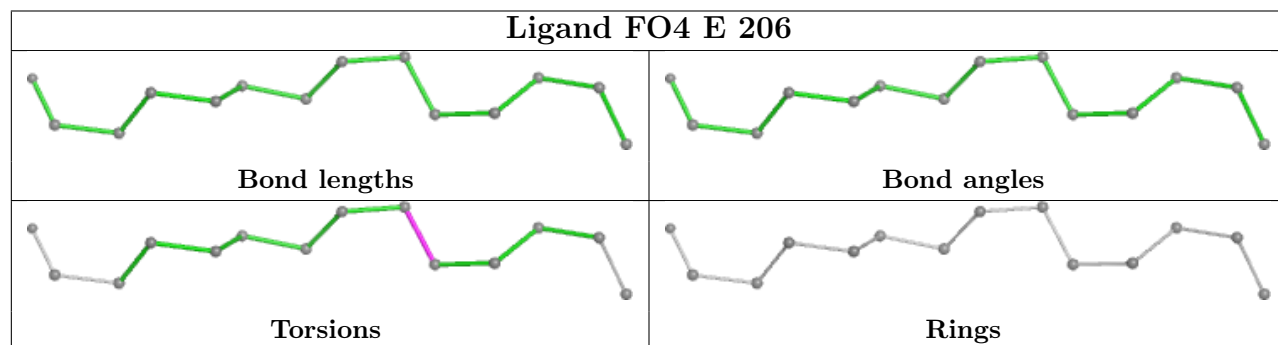
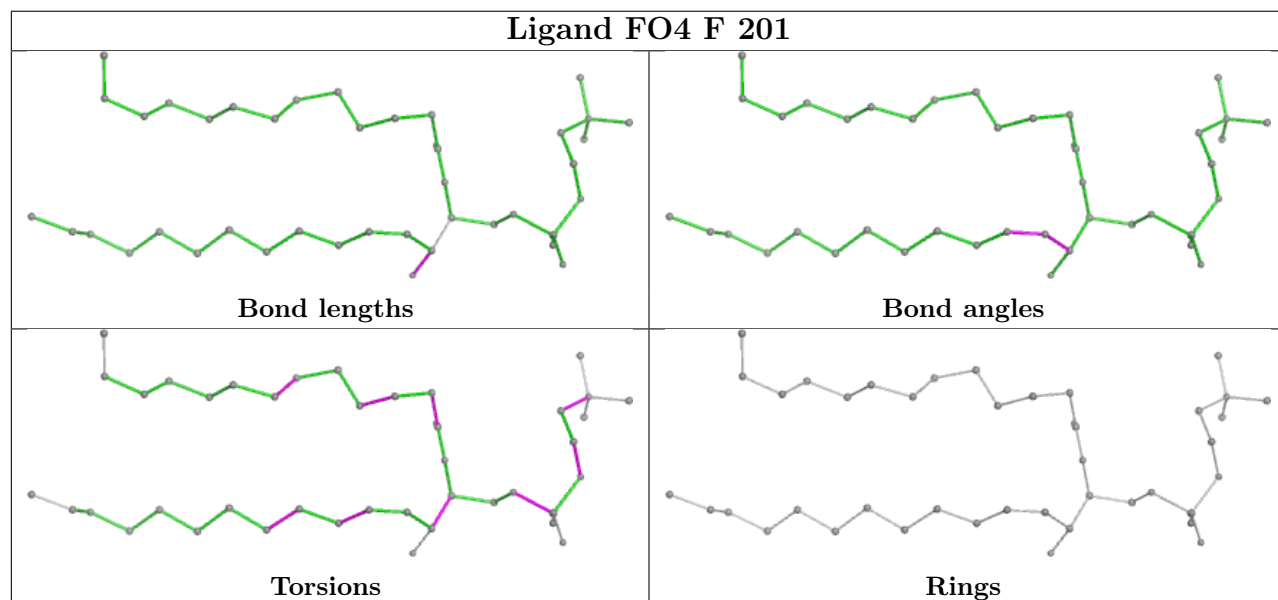
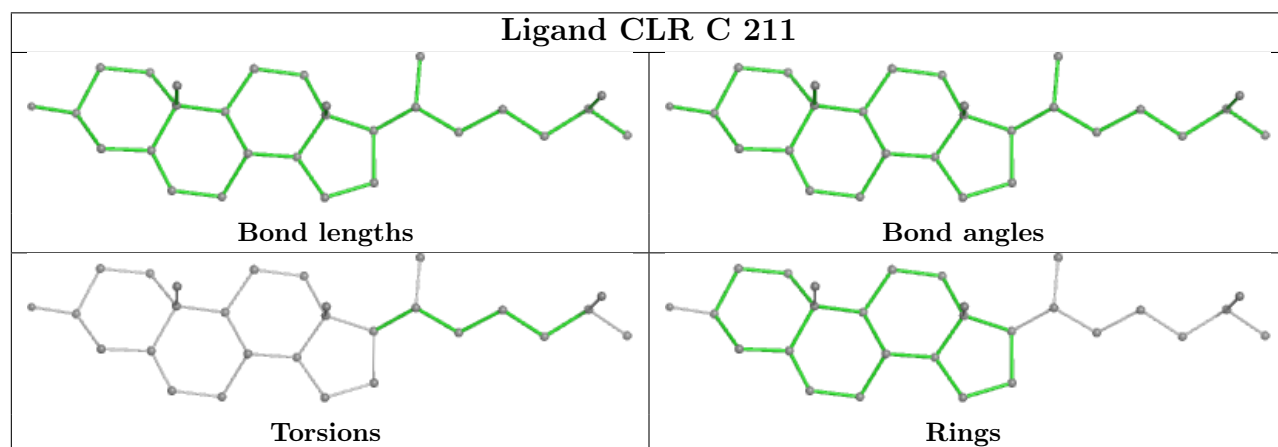
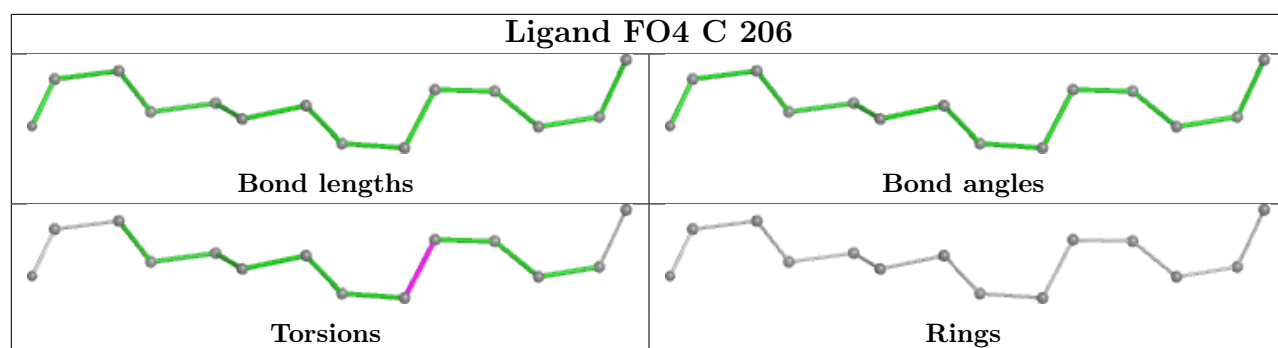
Ligand CLR B 209

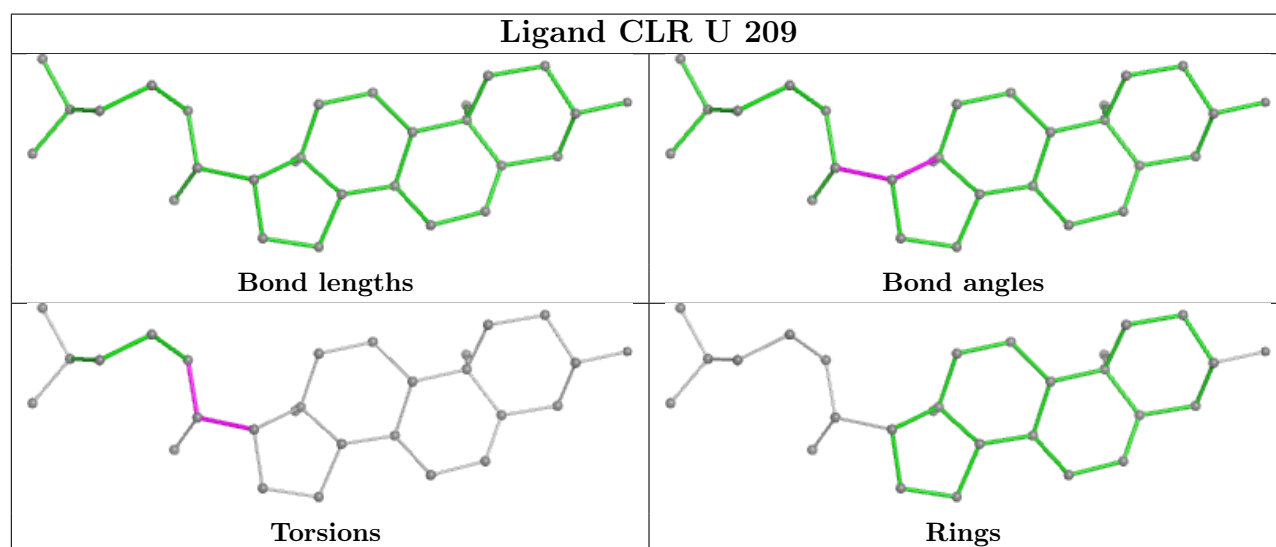
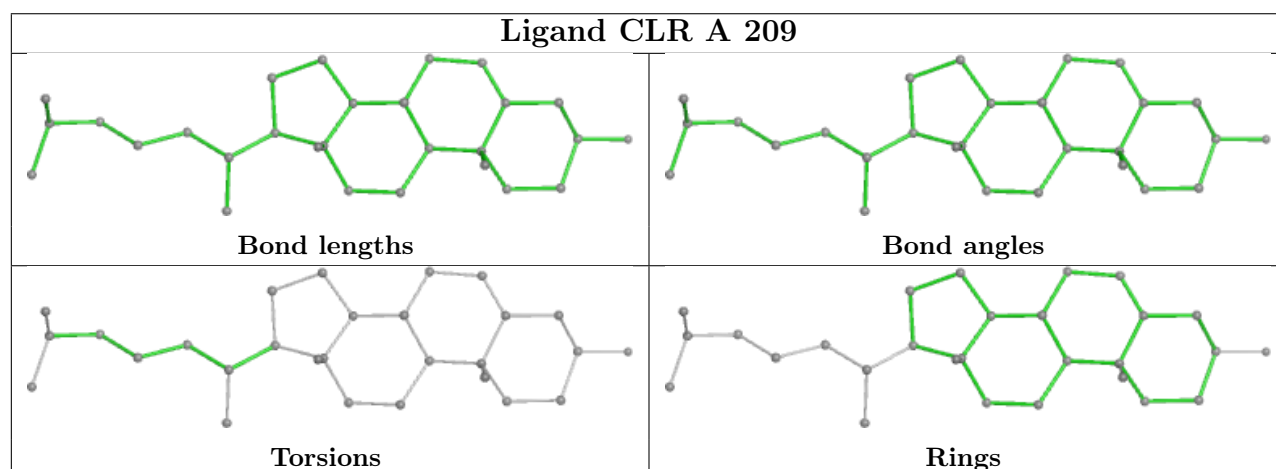
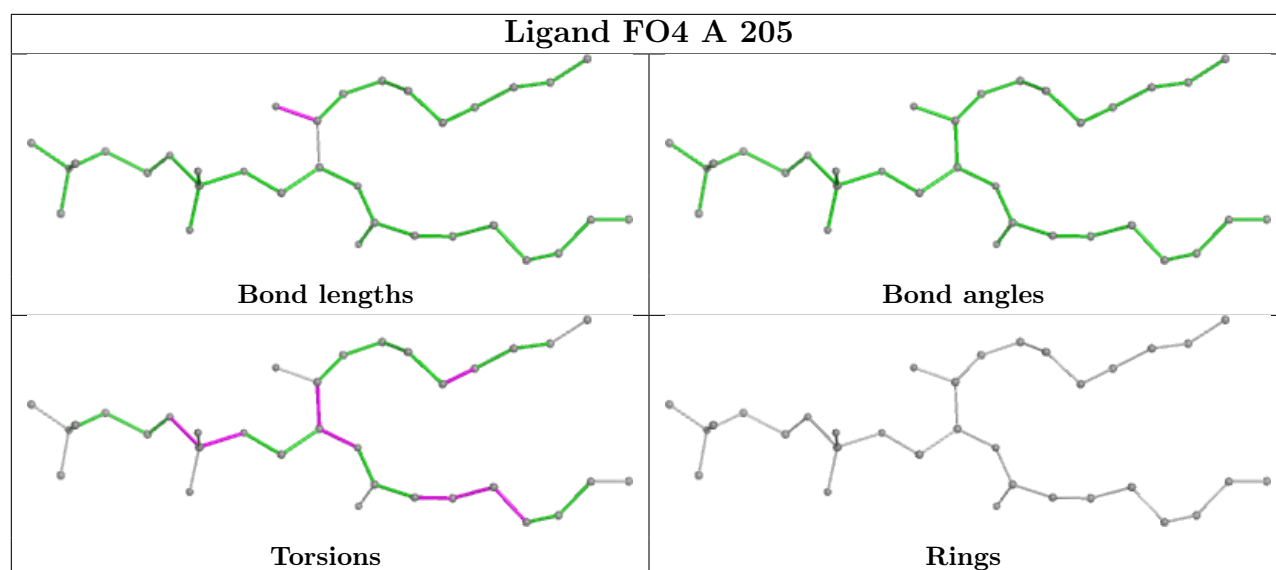


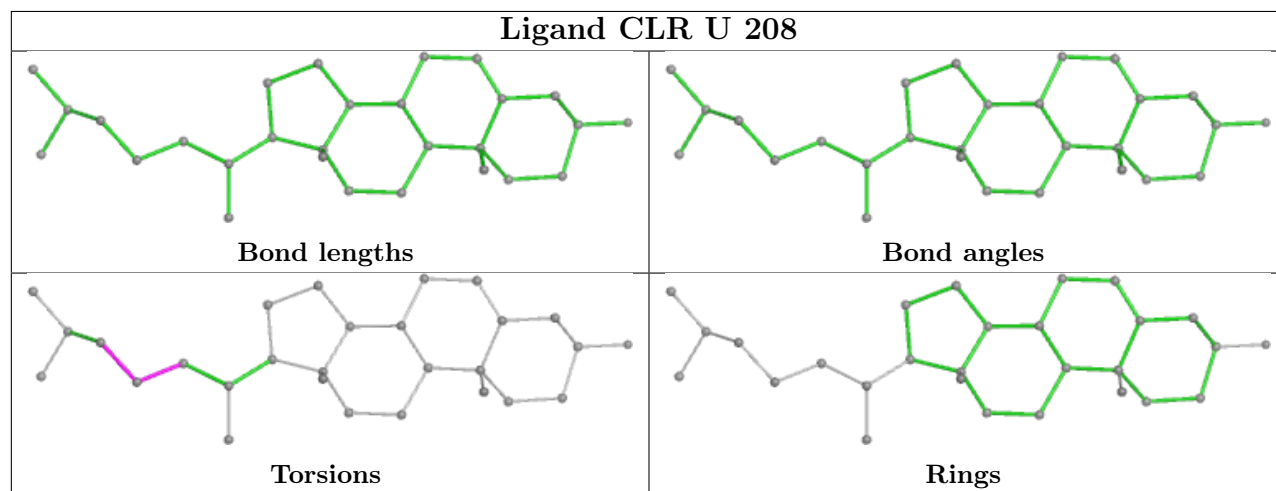
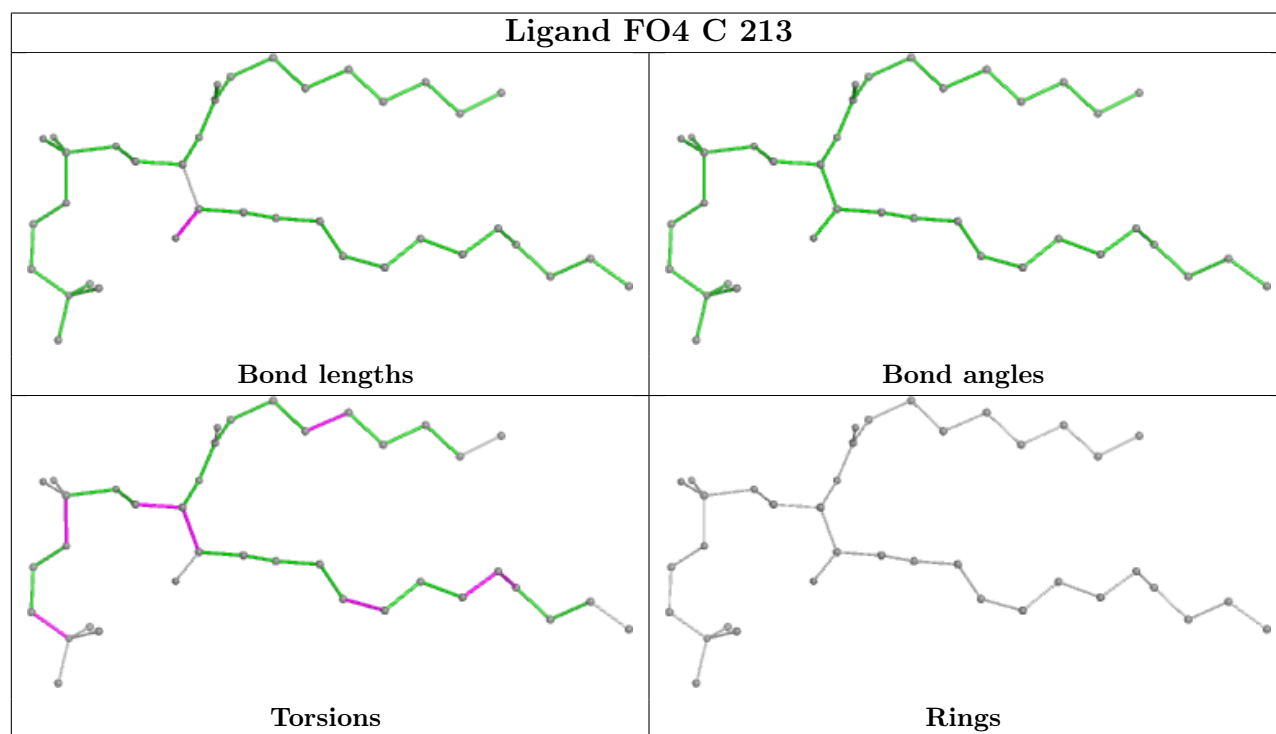
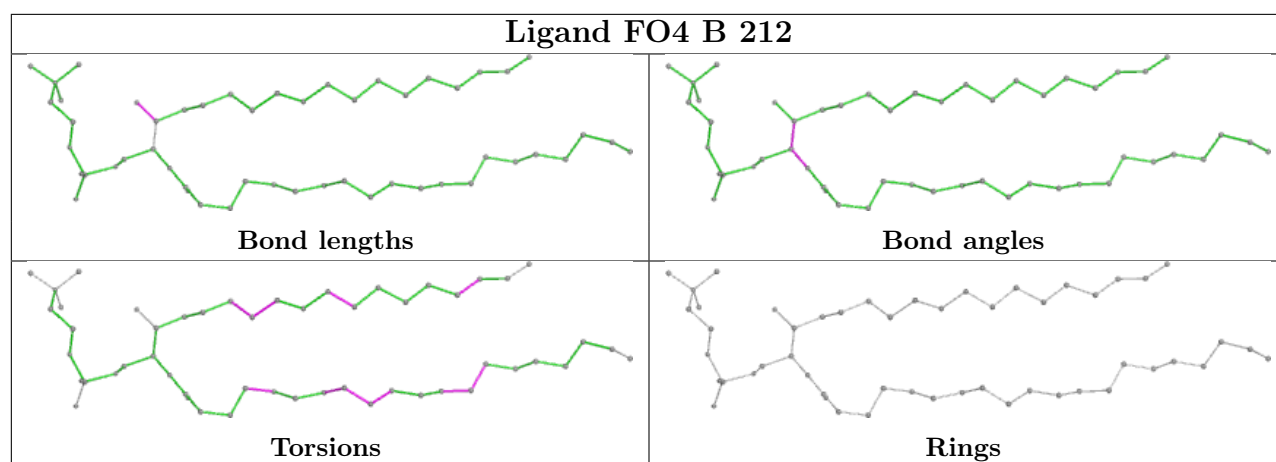
Ligand CLR C 208

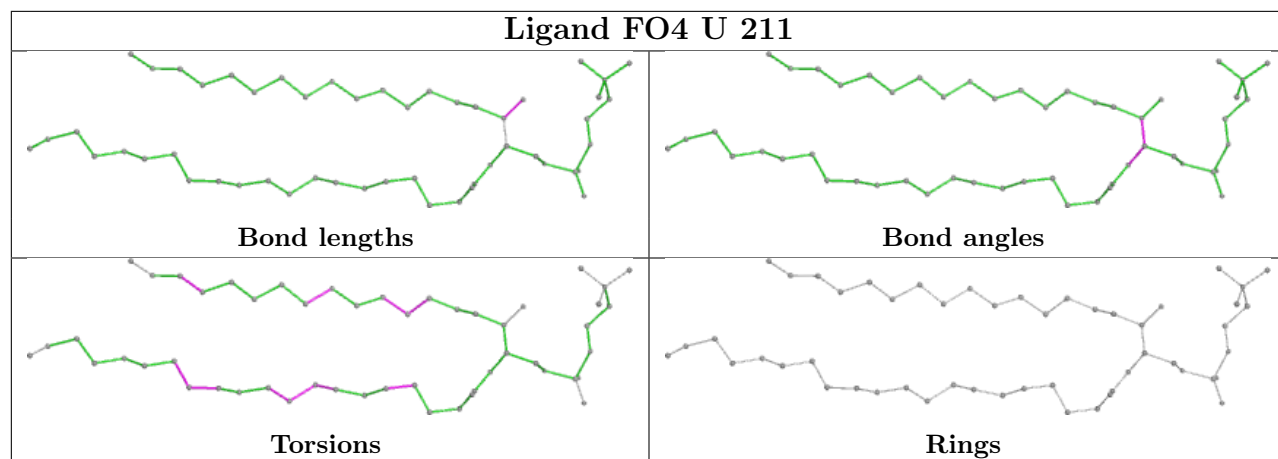
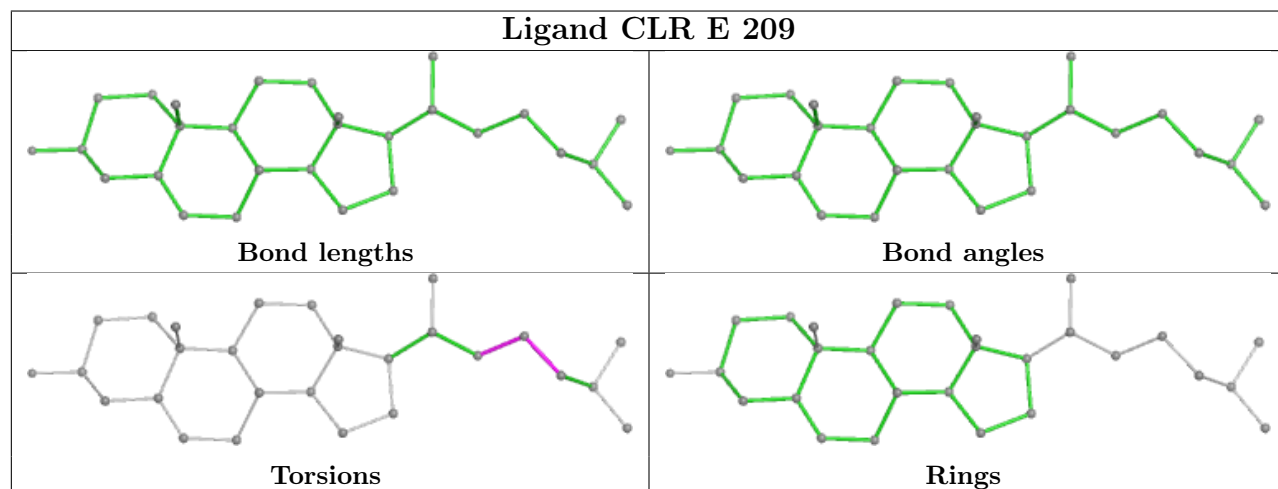
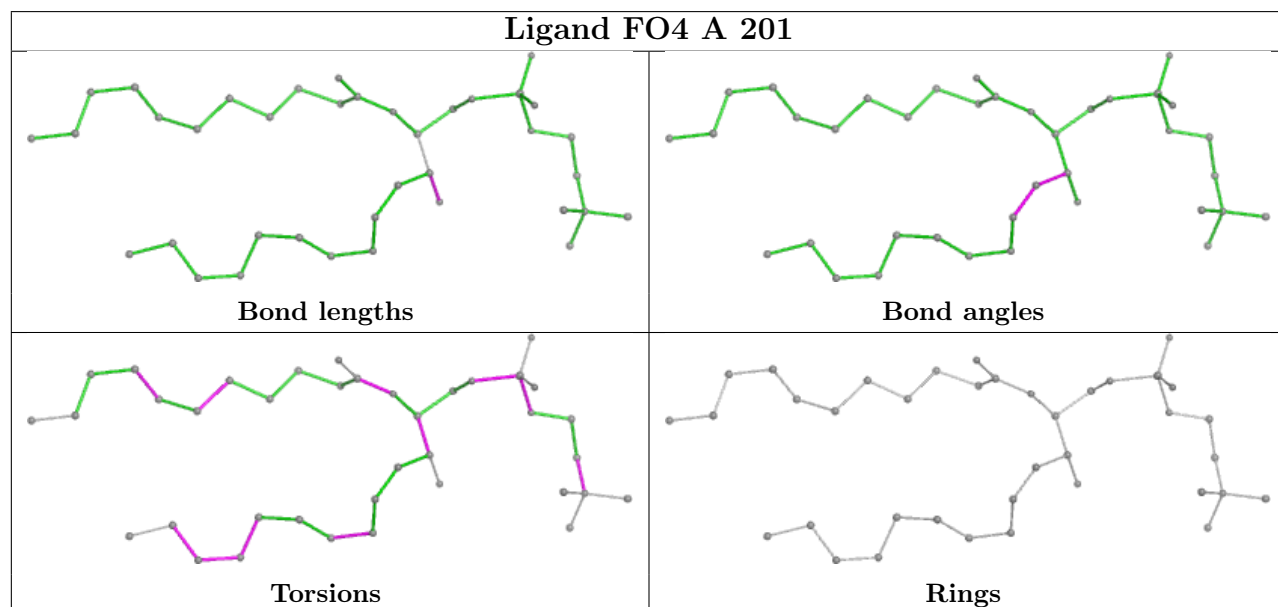


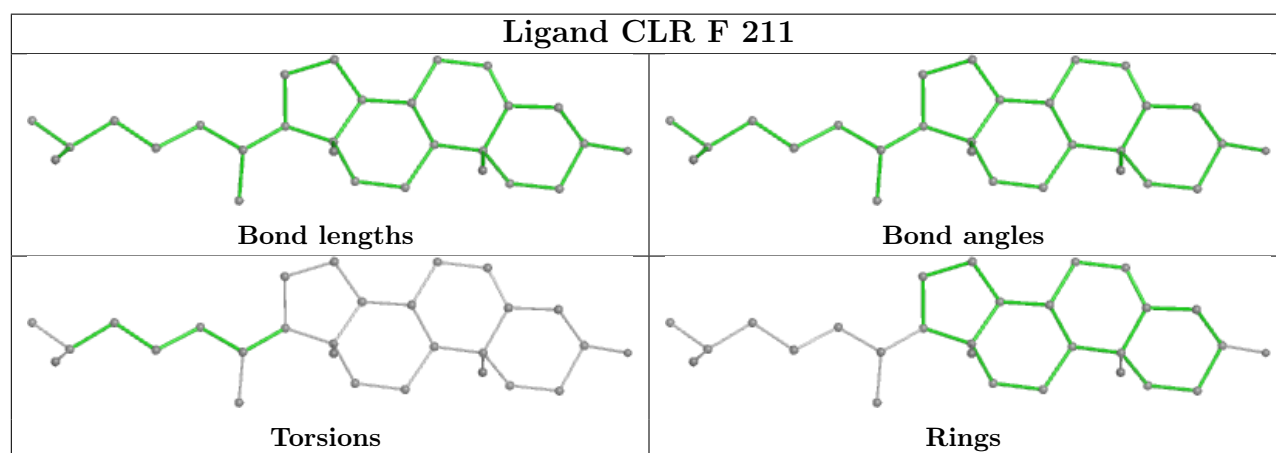
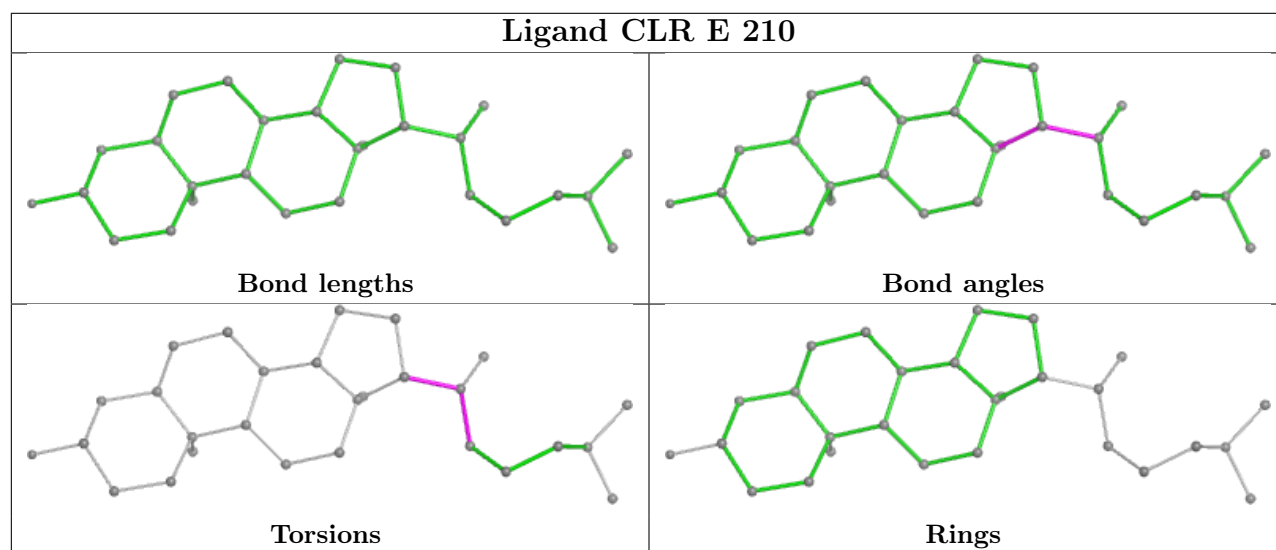
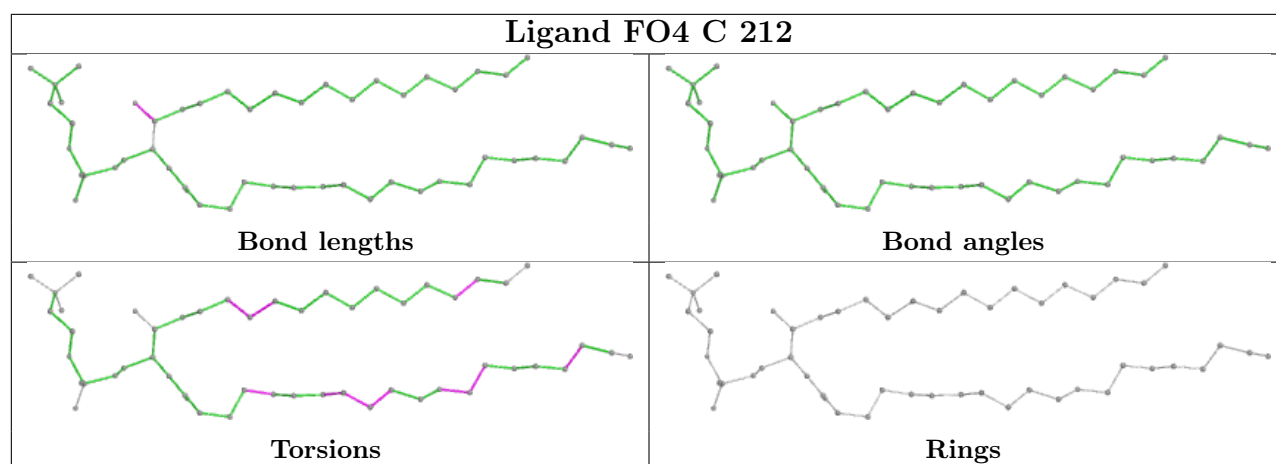


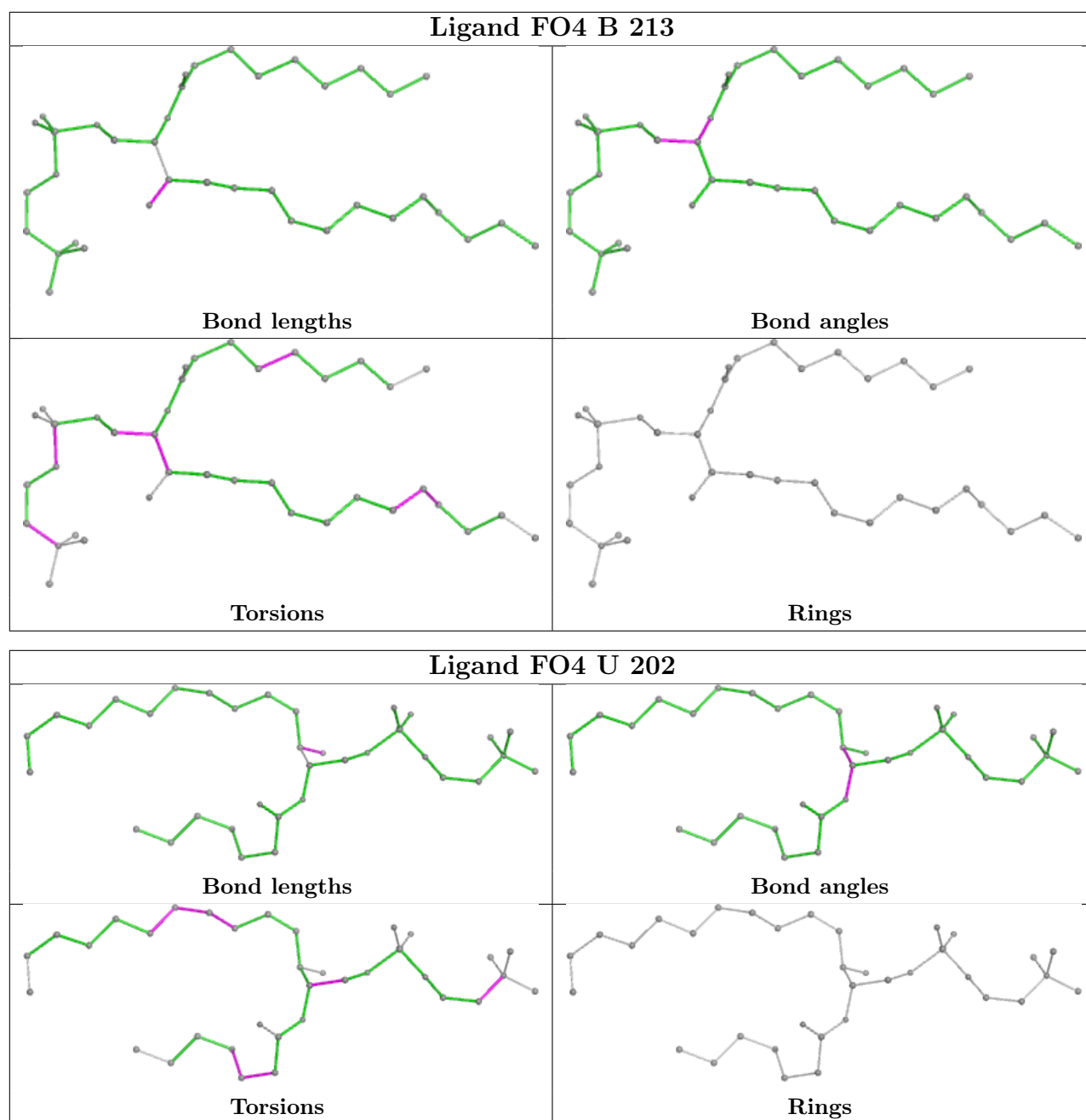


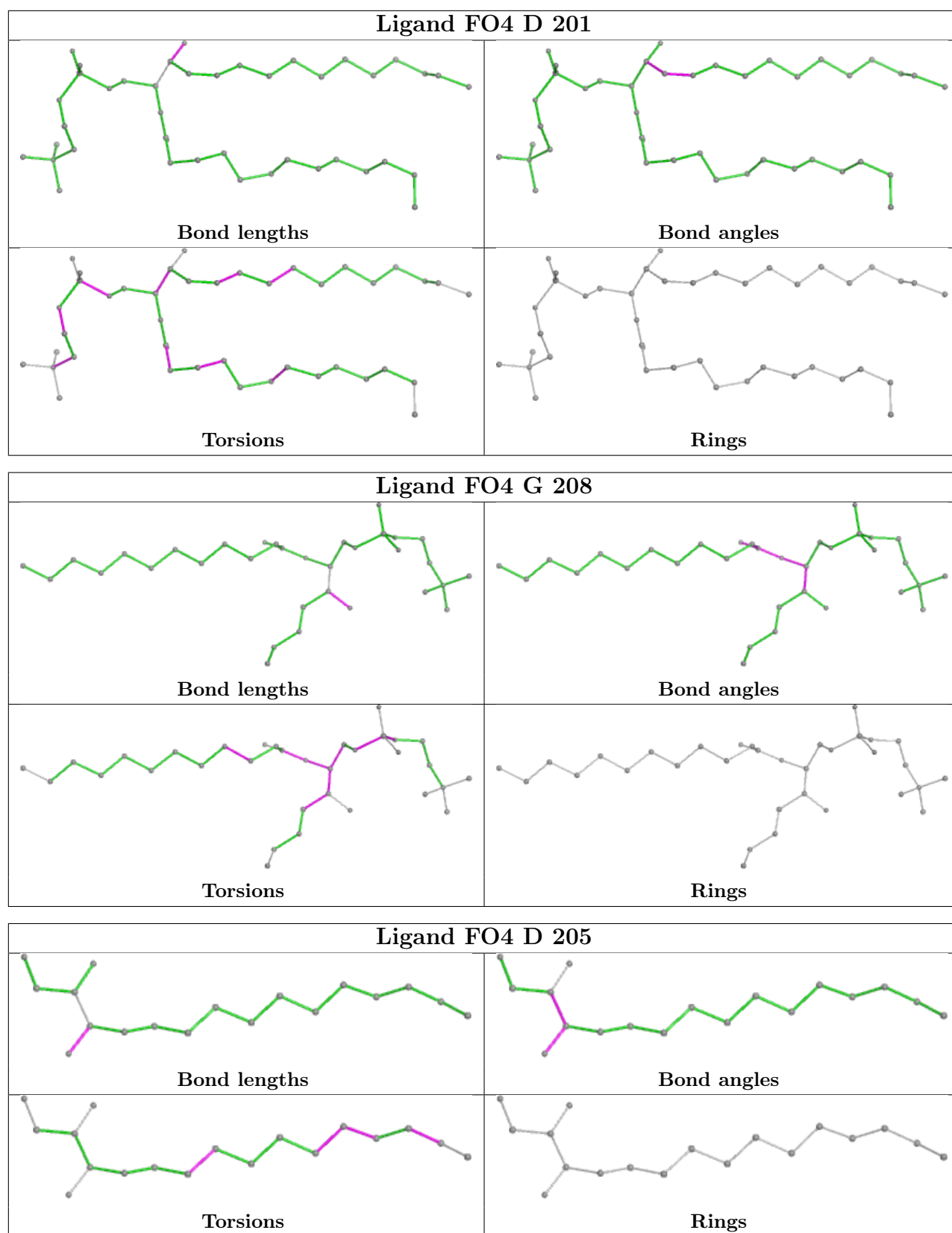




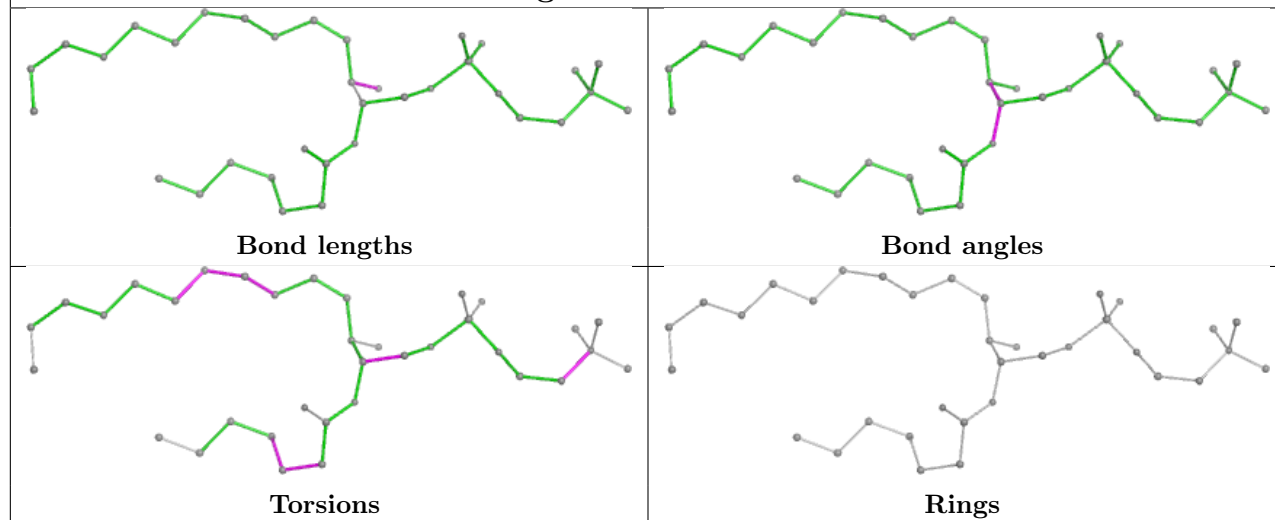
Ligand FO4 U 211**Ligand CLR E 209****Ligand FO4 A 201**



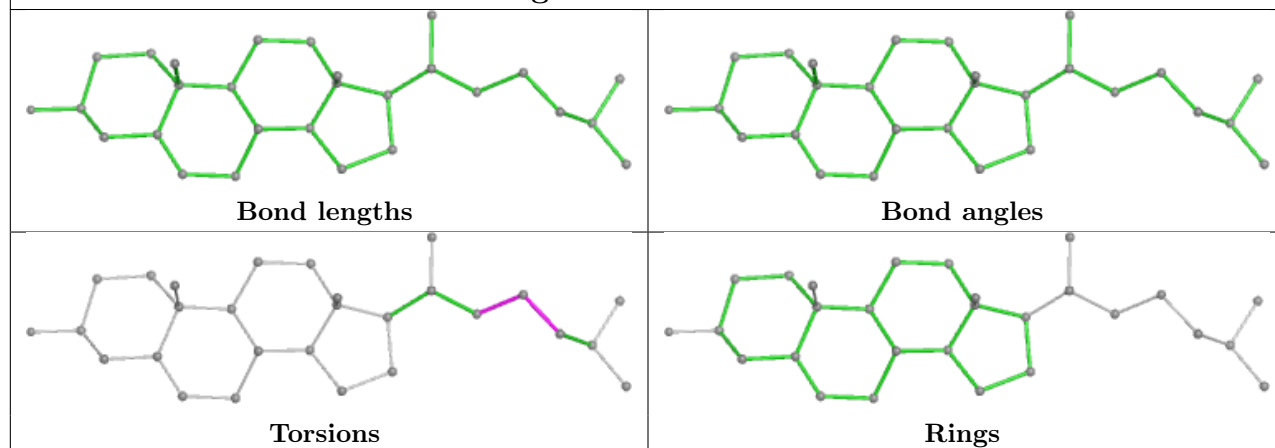




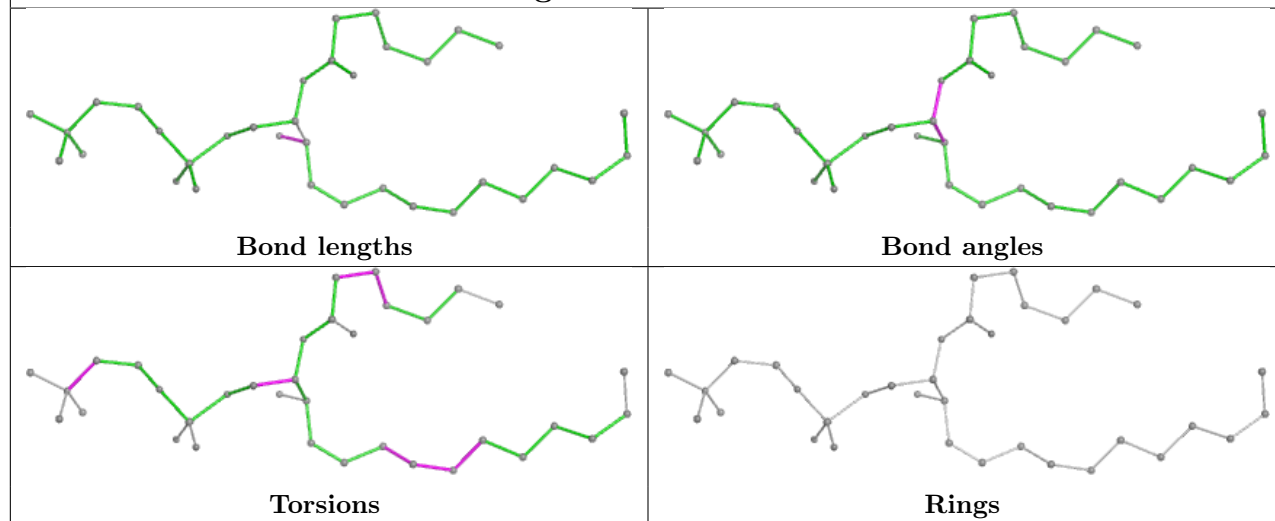
Ligand FO4 F 202

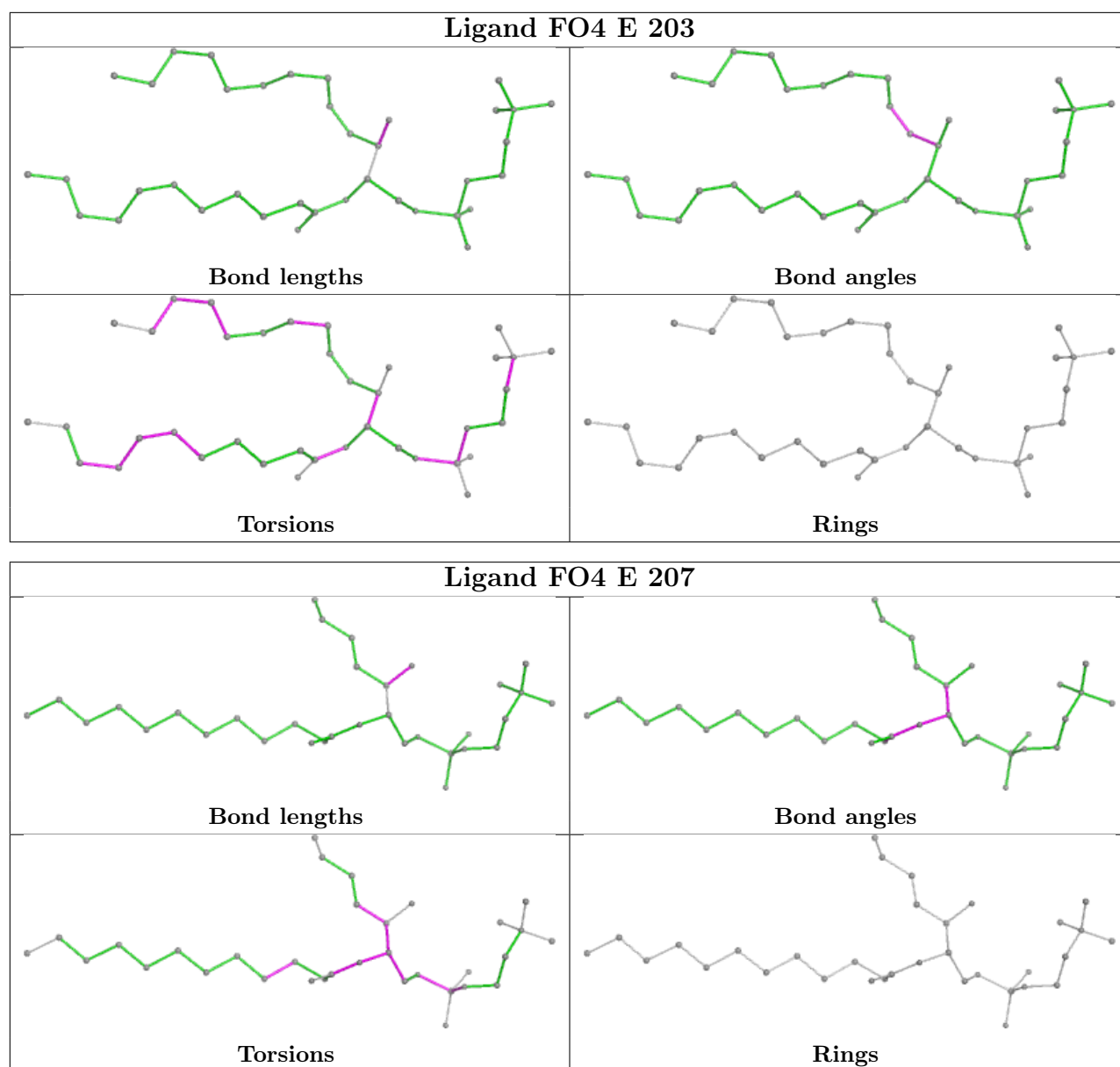


Ligand CLR C 209



Ligand FO4 D 202





5.7 Other polymers [i](#)

There are no such residues in this entry.

5.8 Polymer linkage issues [i](#)

There are no chain breaks in this entry.


6 Map visualisation [i](#)

This section contains visualisations of the EMDB entry EMD-51426. These allow visual inspection of the internal detail of the map and identification of artifacts.


Images derived from a raw map, generated by summing the deposited half-maps, are presented below the corresponding image components of the primary map to allow further visual inspection and comparison with those of the primary map.

6.1 Orthogonal projections [i](#)

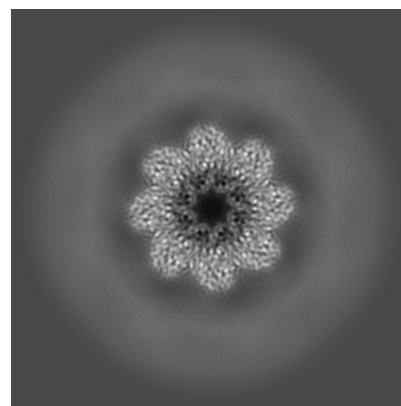
6.1.1 Primary map



X




Y




Z

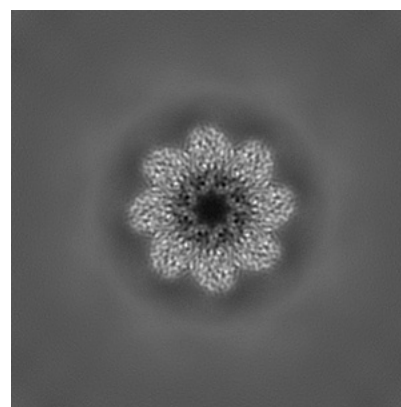
6.1.2 Raw map



X



Y

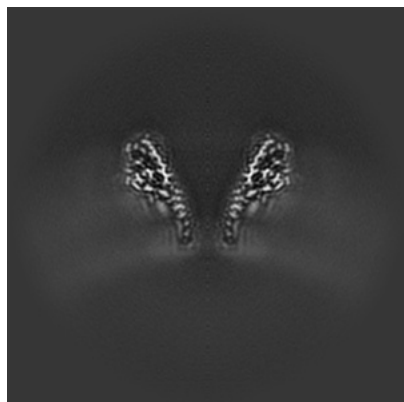


Z

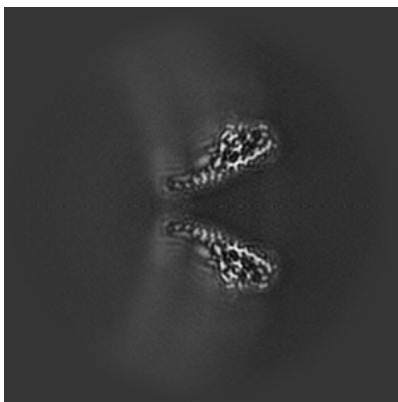
The images above show the map projected in three orthogonal directions.

6.2 Central slices [i](#)

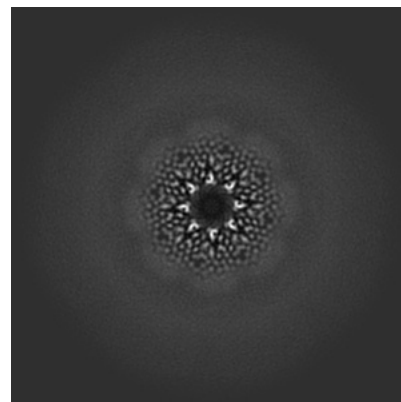
6.2.1 Primary map



X Index: 140

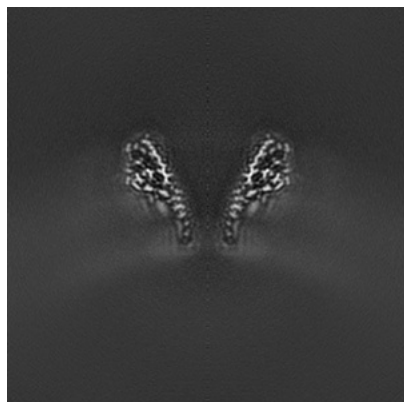


Y Index: 140

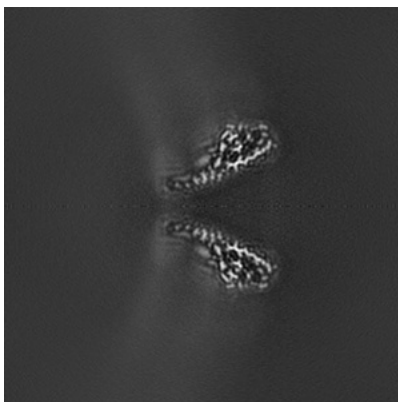


Z Index: 140

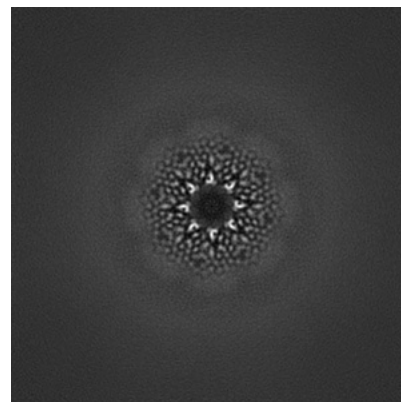
6.2.2 Raw map



X Index: 140



Y Index: 140

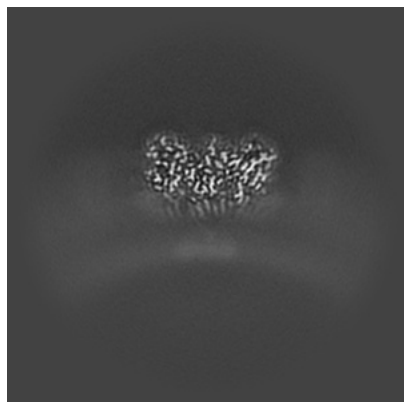


Z Index: 140

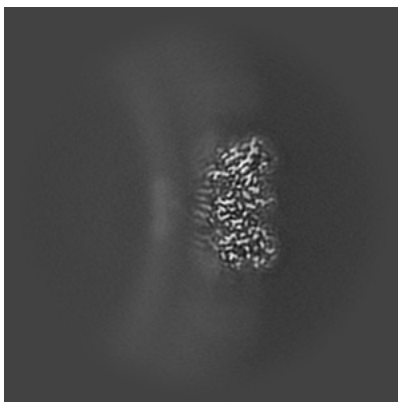
The images above show central slices of the map in three orthogonal directions.

6.3 Largest variance slices [i](#)


6.3.1 Primary map



X Index: 174

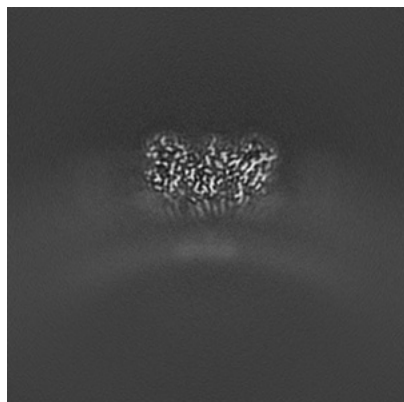


Y Index: 106

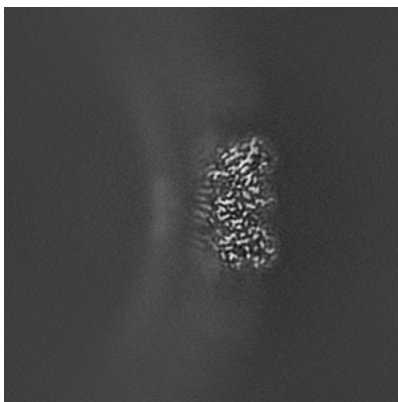


Z Index: 159

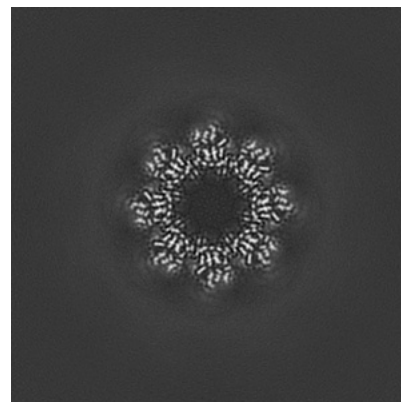
6.3.2 Raw map



X Index: 174



Y Index: 106




Z Index: 159


The images above show the largest variance slices of the map in three orthogonal directions.

6.4 Orthogonal standard-deviation projections (False-color) ⓘ


6.4.1 Primary map



X

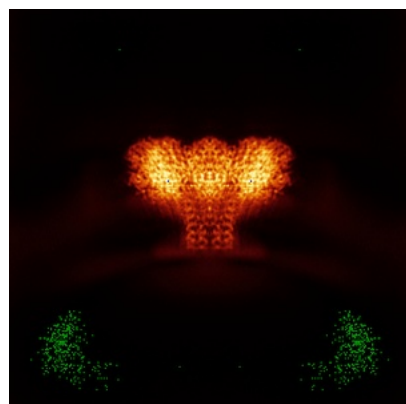


Y

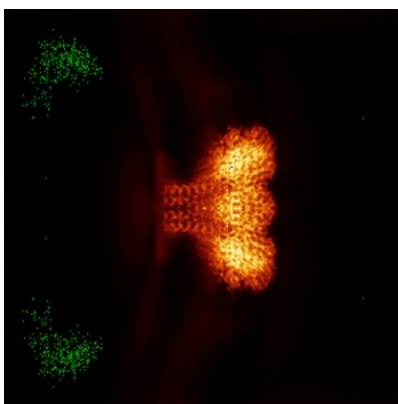


Z


6.4.2 Raw map



X



Y

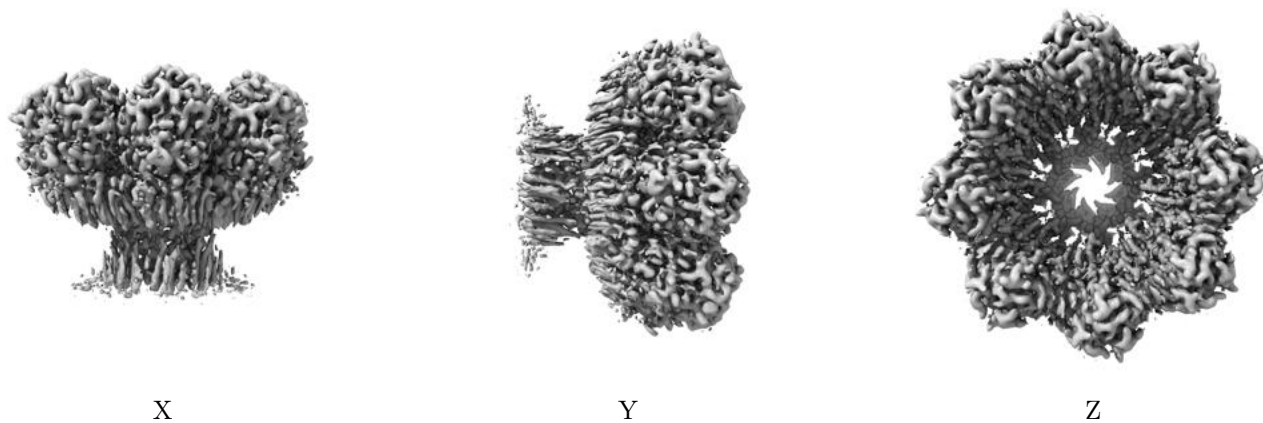


Z

The images above show the map standard deviation projections with false color in three orthogonal directions. Minimum values are shown in green, max in blue, and dark to light orange shades represent small to large values respectively.

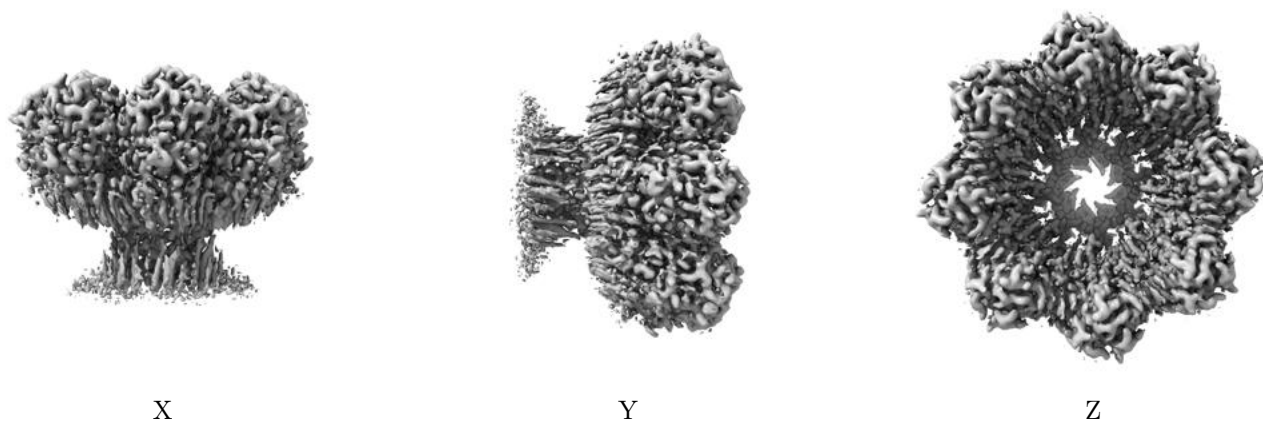
6.5 Orthogonal surface views [i](#)

6.5.1 Primary map



The images above show the 3D surface view of the map at the recommended contour level 0.1. These images, in conjunction with the slice images, may facilitate assessment of whether an appropriate contour level has been provided.

6.5.2 Raw map



These images show the 3D surface of the raw map. The raw map's contour level was selected so that its surface encloses the same volume as the primary map does at its recommended contour level.

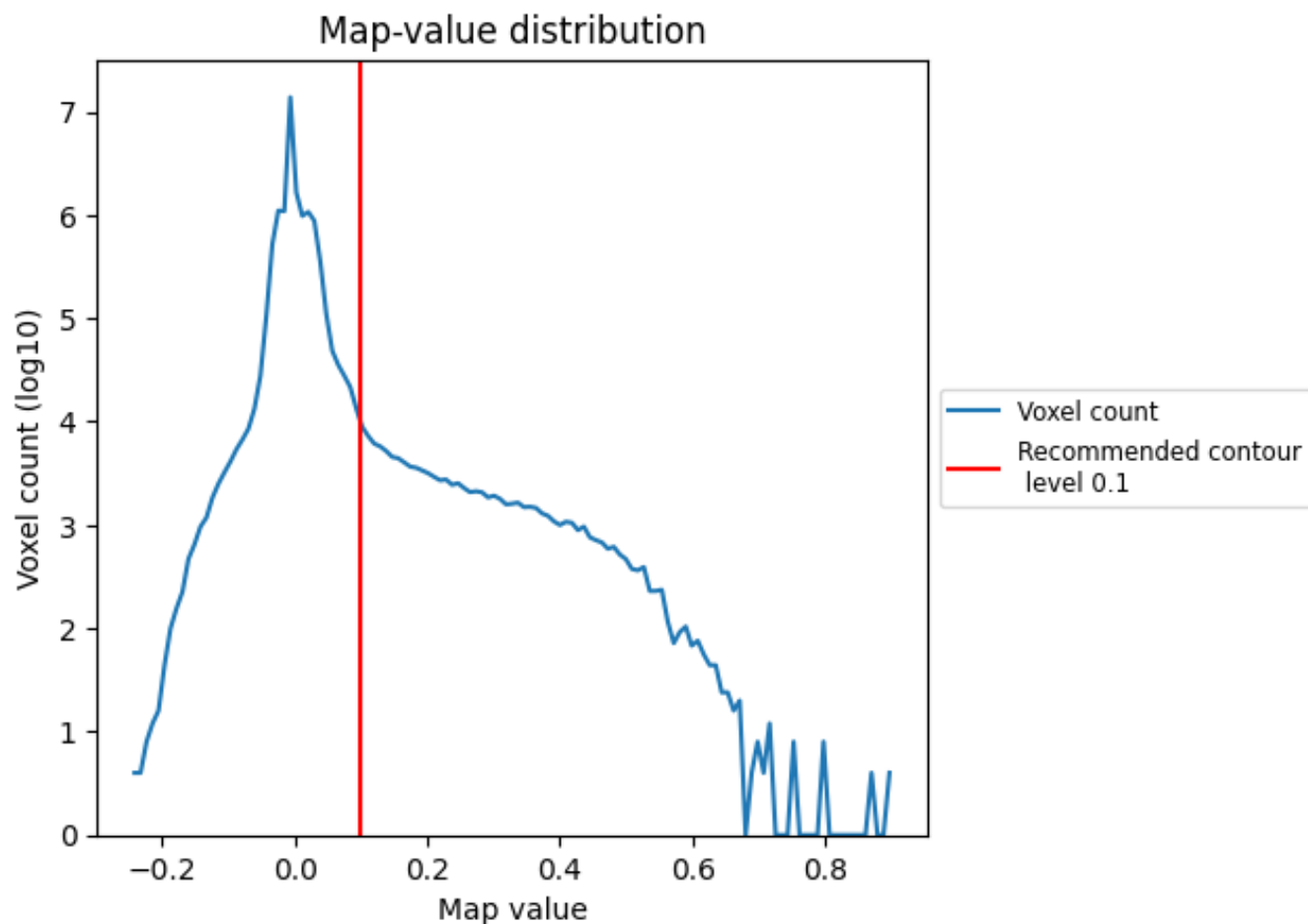
6.6 Mask visualisation [i](#)

This section was not generated. No masks/segmentation were deposited.

7 Map analysis [i](#)

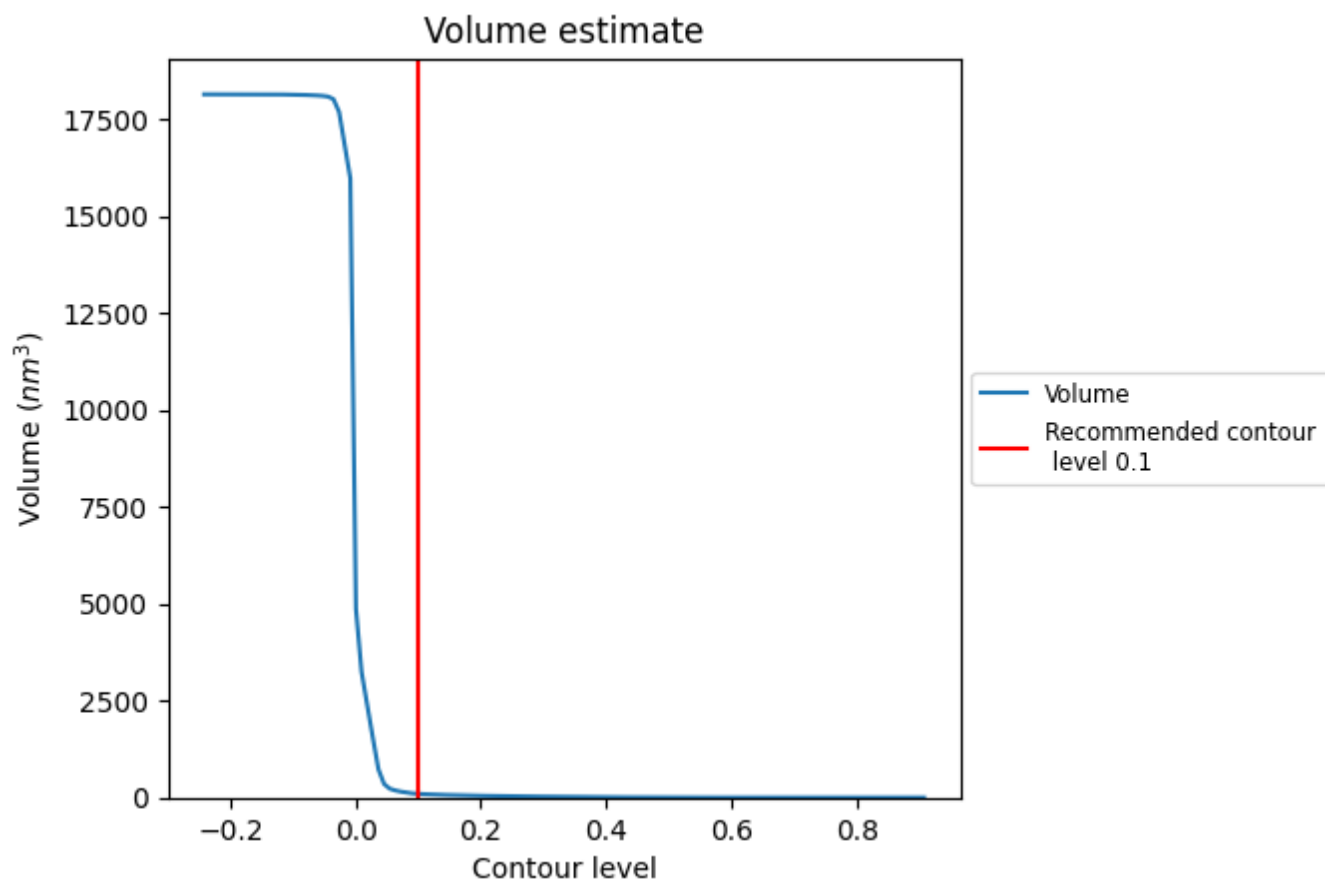
This section contains the results of statistical analysis of the map.

7.1 Map-value distribution [i](#)



The map-value distribution is plotted in 128 intervals along the x-axis. The y-axis is logarithmic. A spike in this graph at zero usually indicates that the volume has been masked.

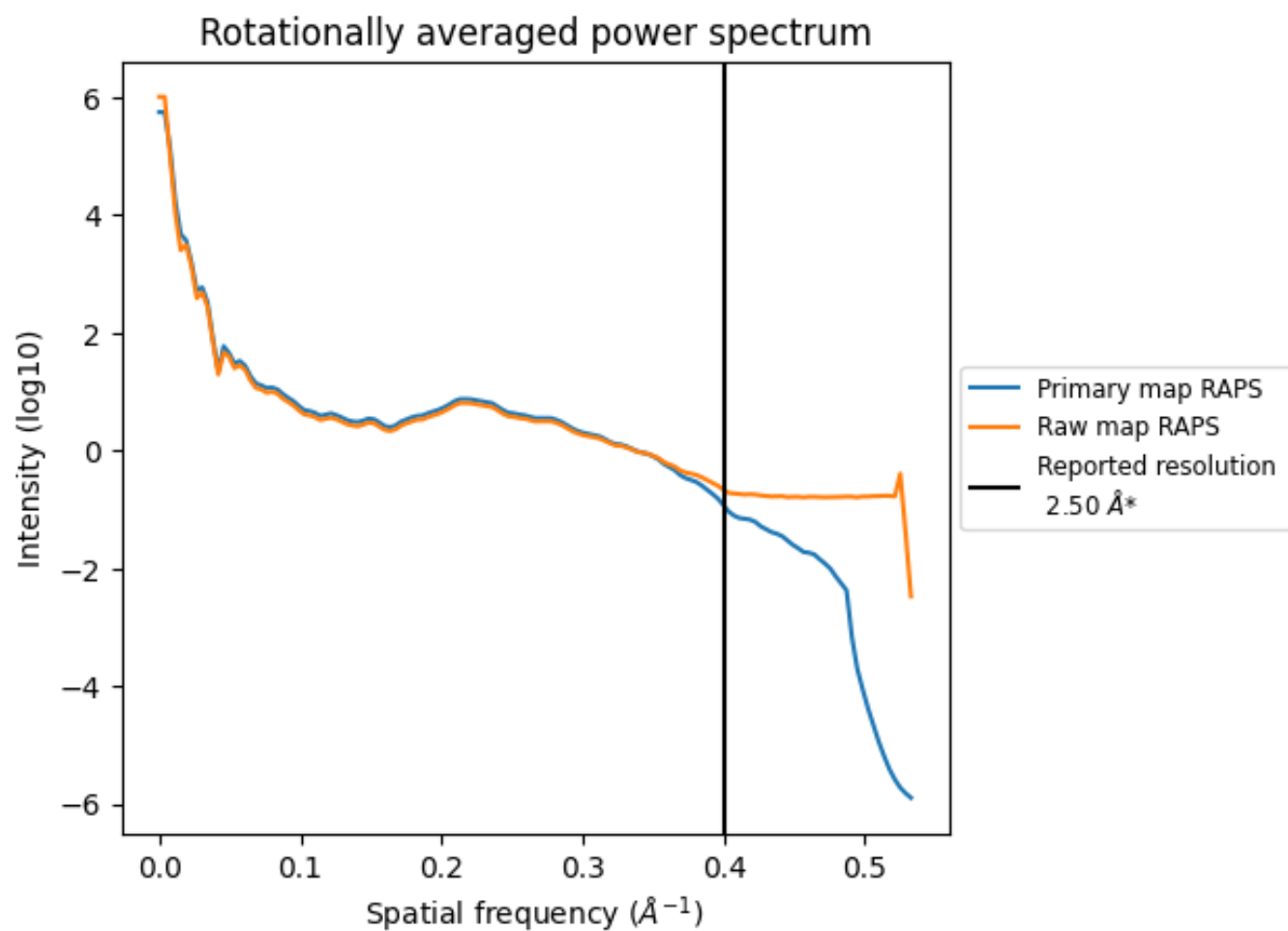
7.2 Volume estimate [i](#)



The volume at the recommended contour level is 95 nm³; this corresponds to an approximate mass of 86 kDa.

The volume estimate graph shows how the enclosed volume varies with the contour level. The recommended contour level is shown as a vertical line and the intersection between the line and the curve gives the volume of the enclosed surface at the given level.

7.3 Rotationally averaged power spectrum ⓘ

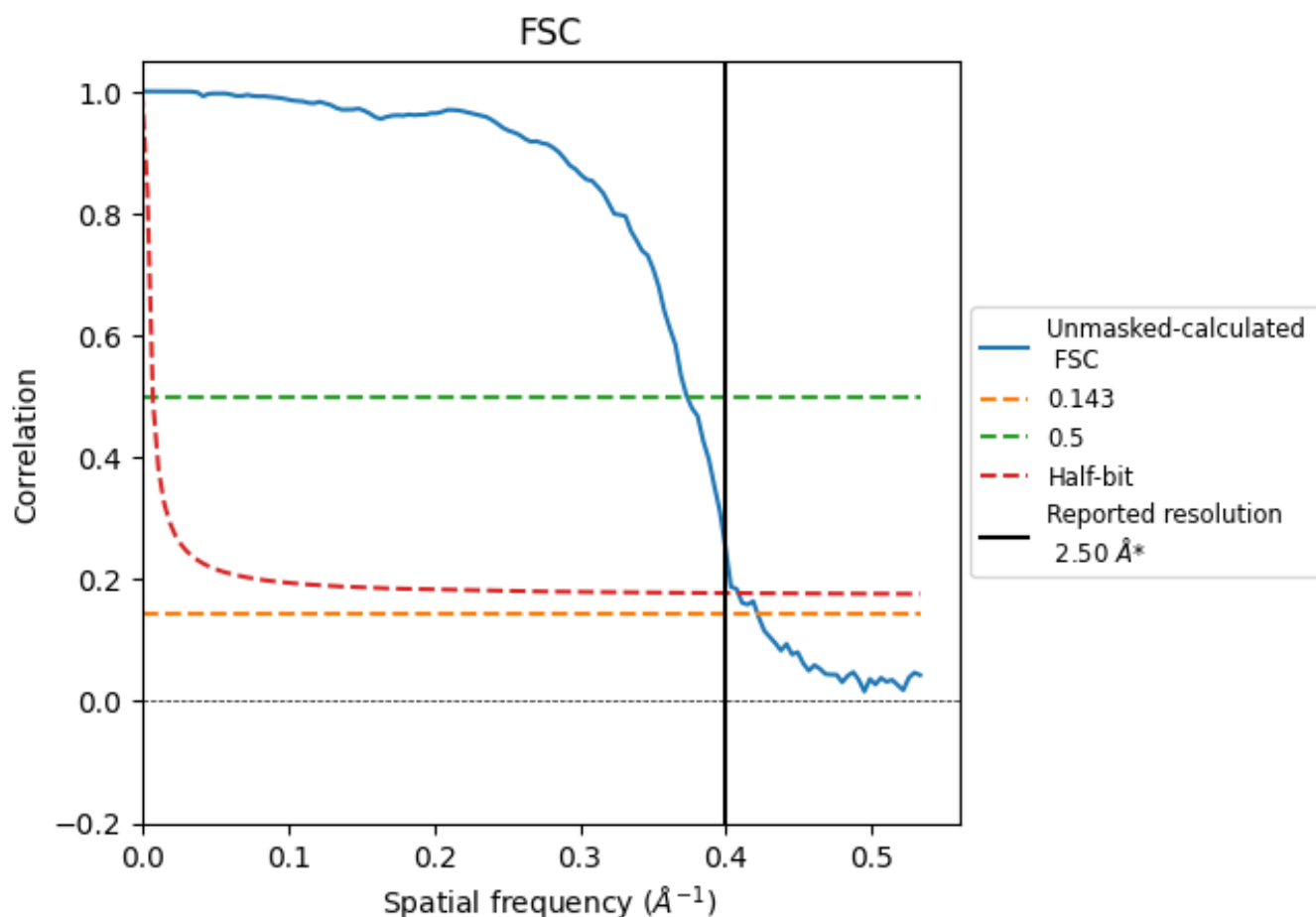


*Reported resolution corresponds to spatial frequency of 0.400 Å⁻¹

8 Fourier-Shell correlation [i](#)

Fourier-Shell Correlation (FSC) is the most commonly used method to estimate the resolution of single-particle and subtomogram-averaged maps. The shape of the curve depends on the imposed symmetry, mask and whether or not the two 3D reconstructions used were processed from a common reference. The reported resolution is shown as a black line. A curve is displayed for the half-bit criterion in addition to lines showing the 0.143 gold standard cut-off and 0.5 cut-off.

8.1 FSC [i](#)



*Reported resolution corresponds to spatial frequency of 0.400 Å⁻¹

8.2 Resolution estimates [i](#)

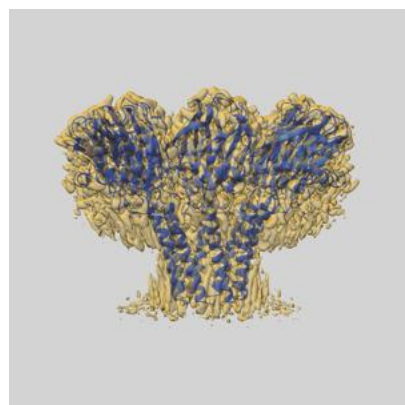
Resolution estimate (Å)	Estimation criterion (FSC cut-off)		
	0.143	0.5	Half-bit
Reported by author	2.50	-	-
Author-provided FSC curve	-	-	-
Unmasked-calculated*	2.37	2.68	2.45

*Resolution estimate based on FSC curve calculated by comparison of deposited half-maps.

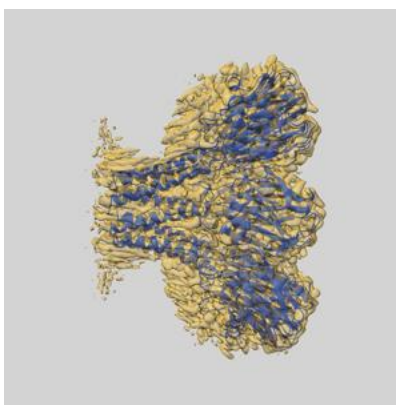
9 Map-model fit [i](#)

This section contains information regarding the fit between EMDB map EMD-51426 and PDB model 9GKL. Per-residue inclusion information can be found in section 3 on page 12.

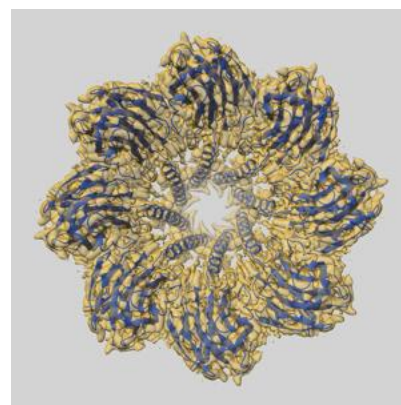
9.1 Map-model overlay [i](#)



X



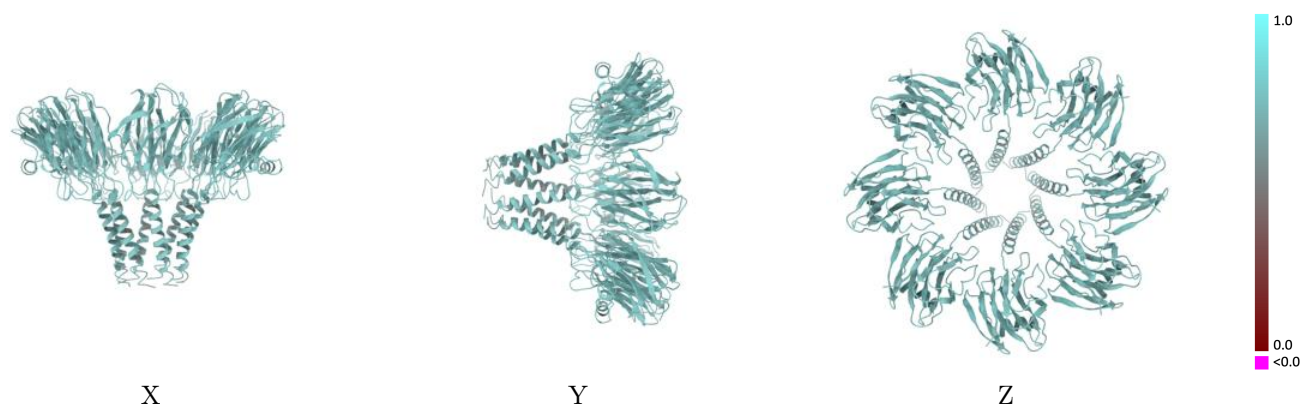
Y



Z

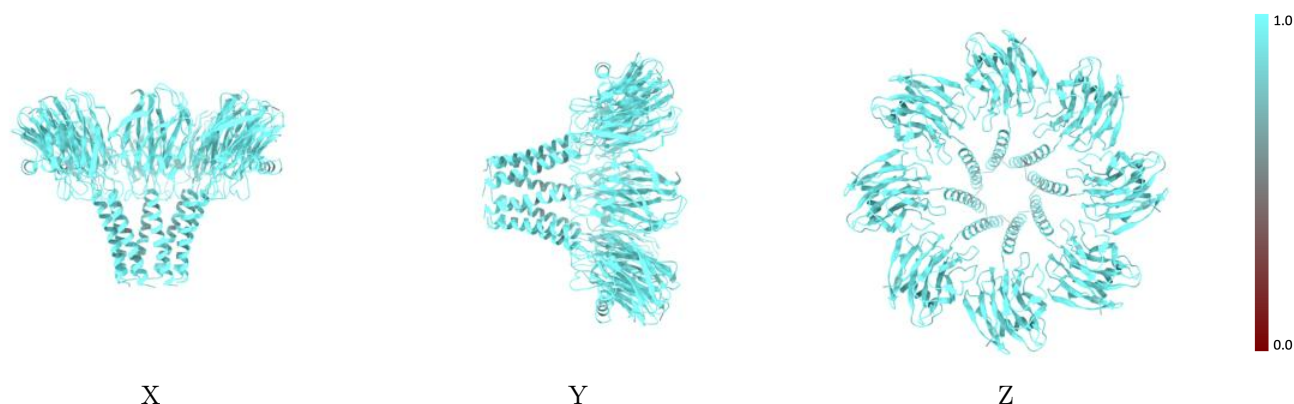
The images above show the 3D surface view of the map at the recommended contour level 0.1 at 50% transparency in yellow overlaid with a ribbon representation of the model coloured in blue. These images allow for the visual assessment of the quality of fit between the atomic model and the map.

9.2 Q-score mapped to coordinate model [i](#)



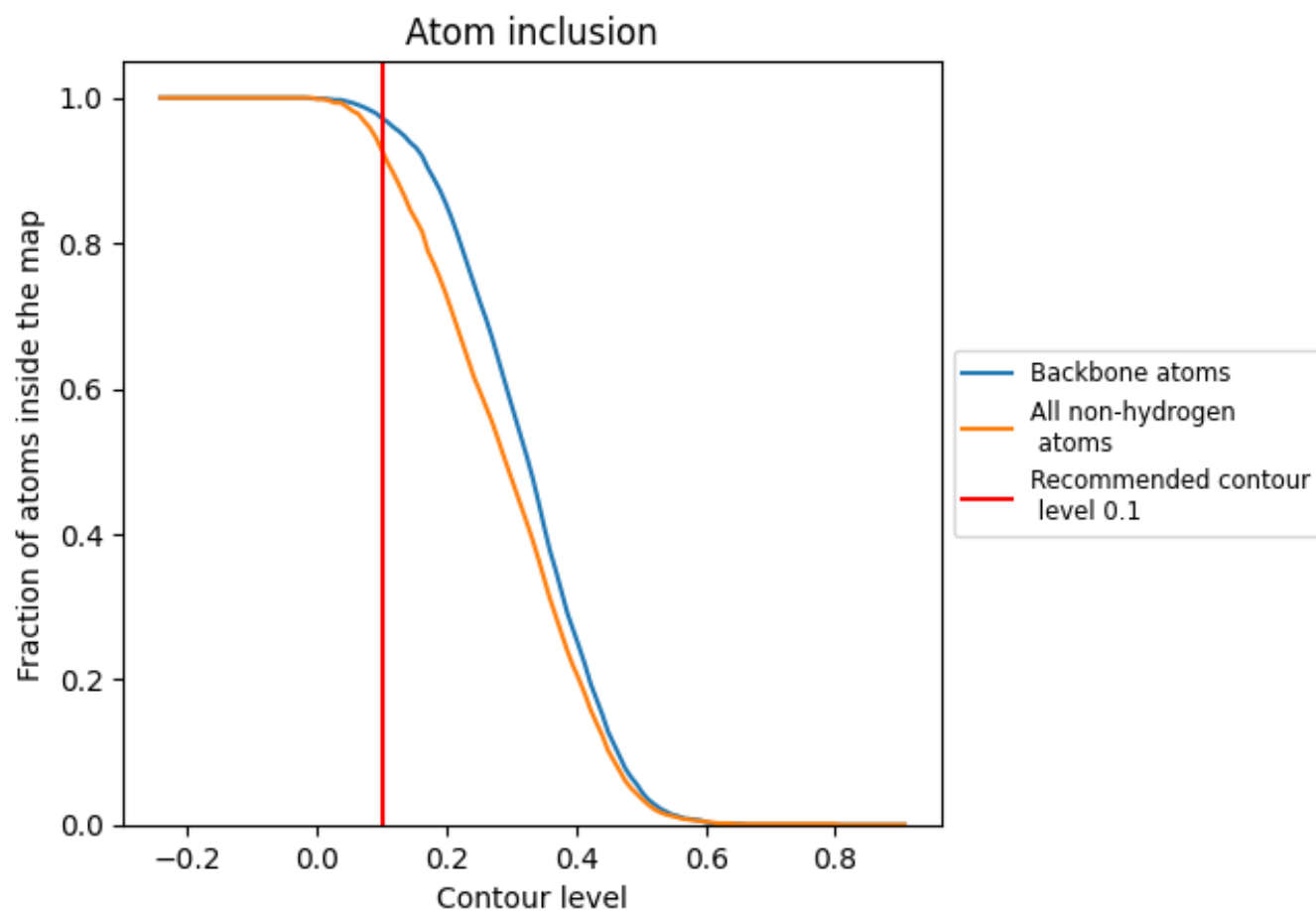
The images above show the model with each residue coloured according to its Q-score. This shows their resolvability in the map with higher Q-score values reflecting better resolvability. Please note: Q-score is calculating the resolvability of atoms, and thus high values are only expected at resolutions at which atoms can be resolved. Low Q-score values may therefore be expected for many entries.

9.3 Atom inclusion mapped to coordinate model [i](#)



The images above show the model with each residue coloured according to its atom inclusion. This shows to what extent they are inside the map at the recommended contour level (0.1).

9.4 Atom inclusion ⓘ



At the recommended contour level, 97% of all backbone atoms, 93% of all non-hydrogen atoms, are inside the map.

9.5 Map-model fit summary ⓘ

The table lists the average atom inclusion at the recommended contour level (0.1) and Q-score for the entire model and for each chain.

Chain	Atom inclusion	Q-score
All	<div><div></div></div> 0.9280	<div><div></div></div> 0.6750
A	<div><div></div></div> 0.9260	<div><div></div></div> 0.6740
B	<div><div></div></div> 0.9300	<div><div></div></div> 0.6770
C	<div><div></div></div> 0.9280	<div><div></div></div> 0.6750
D	<div><div></div></div> 0.9300	<div><div></div></div> 0.6760
E	<div><div></div></div> 0.9290	<div><div></div></div> 0.6740
F	<div><div></div></div> 0.9310	<div><div></div></div> 0.6730
G	<div><div></div></div> 0.9300	<div><div></div></div> 0.6740
U	<div><div></div></div> 0.9330	<div><div></div></div> 0.6770

1.0

0.0

<0.0