Full wwPDB EM Validation Report (i)

Nov 3, 2025 – 05:29 pm GMT

PDB ID	:	9HD7 / pdb_00009hd7
EMDB ID	:	EMD-52056
Title	:	Cryo-EM structure of photosystem II C2S2M2L2 supercomplex from the green alga Chlorella ohadii
Authors	:	Kopecny, D.; Kouril, R.; Ardhad, R.; Skalidis, I.; Kastritis, P.
Deposited on	:	2024-11-11
Resolution	:	2.95 Å(reported)
Based on initial models	:	8C29, 7OUI

This is a Full wwPDB EM Validation Report for a publicly released PDB entry.

We welcome your comments at *validation@mail.wwpdb.org*
A user guide is available at
https://www.wwpdb.org/validation/2017/EMValidationReportHelp
with specific help available everywhere you see the (i) symbol.

The types of validation reports are described at
http://www.wwpdb.org/validation/2017/FAQs#types.

The following versions of software and data (see references (i)) were used in the production of this report:

EMDB validation analysis	:	0.0.1.dev129
Mogul	:	1.8.4, CSD as541be (2020)
MolProbity	:	4-5-2 with Phenix2.0
buster-report	:	1.1.7 (2018)
Percentile statistics	:	20231227.v01 (using entries in the PDB archive December 27th 2023)
EM percentile statistics	:	202505.v01 (Using data in the EMDB archive up until May 2025)
MapQ	:	1.9.13
Ideal geometry (proteins)	:	Engh & Huber (2001)
Ideal geometry (DNA, RNA)	:	Parkinson et al. (1996)
Validation Pipeline (wwPDB-VP)	:	2.46

1 Overall quality at a glance (i)

The following experimental techniques were used to determine the structure:
ELECTRON MICROSCOPY

The reported resolution of this entry is 2.95 Å.

Percentile scores (ranging between 0-100) for global validation metrics of the entry are shown in the following graphic. The table shows the number of entries on which the scores are based.

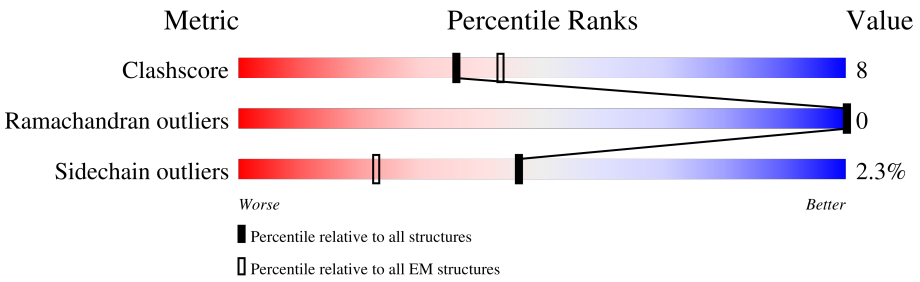

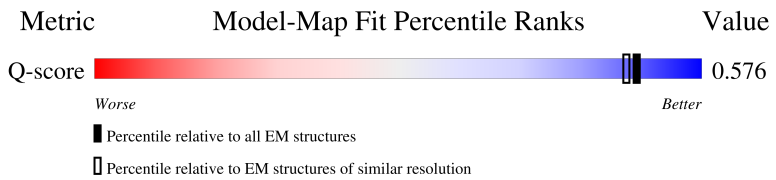

Metric	Whole archive (#Entries)	EM structures (#Entries)	Similar EM resolution (#Entries, resolution range(Å))
Clashscore	210492	15764	-
Ramachandran outliers	207382	16835	-
Sidechain outliers	206894	16415	-
Q-score	-	25397	13114 (2.45 - 3.45)

The table below summarises the geometric issues observed across the polymeric chains and their fit to the map. The red, orange, yellow and green segments of the bar indicate the fraction of residues that contain outliers for >=3, 2, 1 and 0 types of geometric quality criteria respectively. A grey segment represents the fraction of residues that are not modelled. The numeric value for each fraction is indicated below the corresponding segment, with a dot representing fractions <=5% The upper red bar (where present) indicates the fraction of residues that have poor fit to the EM map (all-atom inclusion < 40%). The numeric value is given above the bar.

Mol	Chain	Length	Quality of chain
1	1	249	42% 71% 16% • 12%
1	11	249	49% 67% 21% • 10%
1	14	249	48% 69% 19% • 10%
1	4	249	43% 71% 15% • 12%

Continued on next page...

Continued from previous page...

Mol	Chain	Length	Quality of chain
1	G	249	7% 78% 12% 10%
1	g	249	7% 75% 14% 10%
2	12	247	56% 50% 18% • 31%
2	15	247	57% 51% 16% • 31%
2	2	247	51% 64% 15% 21%
2	5	247	50% 64% 15% • 21%
2	N	247	8% 74% 15% 11%
2	n	247	8% 70% 18% 11%
3	3	259	5% 73% 10% 17%
3	6	259	6% 74% 9% 17%
4	7	140	23% 65% 11% 24%
4	8	140	21% 69% 7% 24%
5	13	243	12% 71% 16% • 12%
5	16	243	12% 71% 17% • 12%
6	A	353	79% 16% 5%
6	a	353	79% 15% • 5%
7	B	508	• 89% 10% •
7	b	508	• 89% 10% ••
8	C	473	81% 13% 5%
8	c	473	82% 13% 5%
9	D	352	86% 11% • •
9	d	352	84% 12% • •
10	E	83	• 84% 12% •
10	e	83	• 83% 13% •
11	F	41	• 88% • 10%

Continued on next page...

Continued from previous page...

Mol	Chain	Length	Quality of chain
11	f	41	5% 78% 12% 10%
12	H	80	• 72% 11% 16%
12	h	80	• 76% 8% 16%
13	I	38	• 87% • 11%
13	i	38	• 87% • 11%
14	J	42	5% 76% 14% 10%
14	j	42	• 79% 12% 10%
15	K	42	71% 17% 12%
15	k	42	71% 17% 12%
16	L	38	5% 79% 16% • •
16	l	38	5% 74% 21% • •
17	M	34	• 82% 6% 12%
17	m	34	• 88% 12%
18	O	305	8% 67% 10% • 22%
18	o	305	7% 66% 12% • 22%
19	P	915	• 19% • 79%
19	p	915	• 19% • 79%
20	Q	203	22% 62% 8% 29%
20	q	203	22% 63% 8% 29%
21	R	297	• 67% 11% 22%
21	r	297	• 66% 12% 22%
22	S	293	8% 73% 15% 12%
22	s	293	9% 75% 13% 12%
23	T	31	• 94% • •
23	t	31	• 90% 6% •

Continued on next page...

Continued from previous page...

Mol	Chain	Length	Quality of chain
24	U	367	8% 92%
24	u	367	7% 92%
25	V	33	21% 97%
25	v	33	21% 91% 9%
26	W	447	11% 87%
26	w	447	11% 87%
27	X	100	34% 62%
27	x	100	33% 5% 62%
28	Y	256	77% 9% 13%
28	y	256	75% 12% 13%
29	Z	62	6% 94% 6%
29	z	62	6% 94% 6%

The following table lists non-polymeric compounds, carbohydrate monomers and non-standard residues in protein, DNA, RNA chains that are outliers for geometric or electron-density-fit criteria:

Mol	Type	Chain	Res	Chirality	Geometry	Clashes	Electron density
30	CHL	1	601	X	-	-	-
30	CHL	1	605	X	-	-	-
30	CHL	1	606	X	-	-	-
30	CHL	1	607	X	-	-	-
30	CHL	1	608	X	-	-	-
30	CHL	1	609	X	-	-	-
30	CHL	11	601	X	-	-	-
30	CHL	11	605	X	-	-	-
30	CHL	11	606	X	-	-	-
30	CHL	11	607	X	-	-	-
30	CHL	11	608	X	-	-	-
30	CHL	11	609	X	-	-	-
30	CHL	12	601	X	-	-	-
30	CHL	12	605	X	-	-	-
30	CHL	12	606	X	-	-	-
30	CHL	12	607	X	-	-	-
30	CHL	12	608	X	-	-	-

Continued on next page...

Continued from previous page...

Mol	Type	Chain	Res	Chirality	Geometry	Clashes	Electron density
30	CHL	13	601	X	-	-	-
30	CHL	13	605	X	-	-	-
30	CHL	13	606	X	-	-	-
30	CHL	13	607	X	-	-	-
30	CHL	13	608	X	-	-	-
30	CHL	13	609	X	-	-	-
30	CHL	14	601	X	-	-	-
30	CHL	14	605	X	-	-	-
30	CHL	14	606	X	-	-	-
30	CHL	14	607	X	-	-	-
30	CHL	14	608	X	-	-	-
30	CHL	14	609	X	-	-	-
30	CHL	15	601	X	-	-	-
30	CHL	15	605	X	-	-	-
30	CHL	15	606	X	-	-	-
30	CHL	15	607	X	-	-	-
30	CHL	15	608	X	-	-	-
30	CHL	16	601	X	-	-	-
30	CHL	16	605	X	-	-	-
30	CHL	16	606	X	-	-	-
30	CHL	16	607	X	-	-	-
30	CHL	16	608	X	-	-	-
30	CHL	16	609	X	-	-	-
30	CHL	2	601	X	-	-	-
30	CHL	2	605	X	-	-	-
30	CHL	2	606	X	-	-	-
30	CHL	2	607	X	-	-	-
30	CHL	2	608	X	-	-	-
30	CHL	2	609	X	-	-	-
30	CHL	3	601	X	-	-	-
30	CHL	3	605	X	-	-	-
30	CHL	3	606	X	-	-	-
30	CHL	3	607	X	-	-	-
30	CHL	3	608	X	-	-	-
30	CHL	3	609	X	-	-	-
30	CHL	4	601	X	-	-	-
30	CHL	4	605	X	-	-	-
30	CHL	4	606	X	-	-	-
30	CHL	4	607	X	-	-	-
30	CHL	4	608	X	-	-	-
30	CHL	4	609	X	-	-	-
30	CHL	5	601	X	-	-	-

Continued on next page...

Continued from previous page...

Mol	Type	Chain	Res	Chirality	Geometry	Clashes	Electron density
30	CHL	5	605	X	-	-	-
30	CHL	5	606	X	-	-	-
30	CHL	5	607	X	-	-	-
30	CHL	5	608	X	-	-	-
30	CHL	5	609	X	-	-	-
30	CHL	6	601	X	-	-	-
30	CHL	6	605	X	-	-	-
30	CHL	6	606	X	-	-	-
30	CHL	6	607	X	-	-	-
30	CHL	6	608	X	-	-	-
30	CHL	6	609	X	-	-	-
30	CHL	G	601	X	-	-	-
30	CHL	G	605	X	-	-	-
30	CHL	G	606	X	-	-	-
30	CHL	G	607	X	-	-	-
30	CHL	G	608	X	-	-	-
30	CHL	G	609	X	-	-	-
30	CHL	N	601	X	-	-	-
30	CHL	N	605	X	-	-	-
30	CHL	N	606	X	-	-	-
30	CHL	N	607	X	-	-	-
30	CHL	N	608	X	-	-	-
30	CHL	N	609	X	-	-	-
30	CHL	R	605	X	-	-	-
30	CHL	R	606	X	-	-	-
30	CHL	R	607	X	-	-	-
30	CHL	S	601	X	-	-	-
30	CHL	S	606	X	-	-	-
30	CHL	S	607	X	-	-	-
30	CHL	S	608	X	-	-	-
30	CHL	Y	601	X	-	-	-
30	CHL	Y	605	X	-	-	-
30	CHL	Y	606	X	-	-	-
30	CHL	Y	607	X	-	-	-
30	CHL	Y	608	X	-	-	-
30	CHL	Y	609	X	-	-	-
30	CHL	g	601	X	-	-	-
30	CHL	g	605	X	-	-	-
30	CHL	g	606	X	-	-	-
30	CHL	g	607	X	-	-	-
30	CHL	g	608	X	-	-	-
30	CHL	g	609	X	-	-	-

Continued on next page...

Continued from previous page...

Mol	Type	Chain	Res	Chirality	Geometry	Clashes	Electron density
30	CHL	n	601	X	-	-	-
30	CHL	n	605	X	-	-	-
30	CHL	n	606	X	-	-	-
30	CHL	n	607	X	-	-	-
30	CHL	n	608	X	-	-	-
30	CHL	n	609	X	-	-	-
30	CHL	r	605	X	-	-	-
30	CHL	r	606	X	-	-	-
30	CHL	r	607	X	-	-	-
30	CHL	s	601	X	-	-	-
30	CHL	s	606	X	-	-	-
30	CHL	s	607	X	-	-	-
30	CHL	s	608	X	-	-	-
30	CHL	y	601	X	-	-	-
30	CHL	y	605	X	-	-	-
30	CHL	y	606	X	-	-	-
30	CHL	y	607	X	-	-	-
30	CHL	y	608	X	-	-	-
30	CHL	y	609	X	-	-	-
31	CLA	1	602	X	-	-	-
31	CLA	1	603	X	-	-	-
31	CLA	1	604	X	-	-	-
31	CLA	1	610	X	-	-	-
31	CLA	1	611	X	-	-	-
31	CLA	1	612	X	-	-	-
31	CLA	1	613	X	-	-	-
31	CLA	1	614	X	-	-	-
31	CLA	11	602	X	-	-	-
31	CLA	11	603	X	-	-	-
31	CLA	11	604	X	-	-	-
31	CLA	11	610	X	-	-	-
31	CLA	11	611	X	-	-	-
31	CLA	11	612	X	-	-	-
31	CLA	11	613	X	-	-	-
31	CLA	11	614	X	-	-	-
31	CLA	12	602	X	-	-	-
31	CLA	12	603	X	-	-	-
31	CLA	12	604	X	-	-	-
31	CLA	12	609	X	-	-	-
31	CLA	12	610	X	-	-	-
31	CLA	12	611	X	-	-	-
31	CLA	12	612	X	-	X	-

Continued on next page...

Continued from previous page...

Mol	Type	Chain	Res	Chirality	Geometry	Clashes	Electron density
31	CLA	12	613	X	-	-	-
31	CLA	13	602	X	-	-	-
31	CLA	13	603	X	-	-	-
31	CLA	13	604	X	-	-	-
31	CLA	13	610	X	-	-	-
31	CLA	13	611	X	-	-	-
31	CLA	13	612	X	-	-	-
31	CLA	13	613	X	-	-	-
31	CLA	13	614	X	-	-	-
31	CLA	13	615	X	-	-	-
31	CLA	14	602	X	-	-	-
31	CLA	14	603	X	-	-	-
31	CLA	14	604	X	-	-	-
31	CLA	14	610	X	-	-	-
31	CLA	14	611	X	-	-	-
31	CLA	14	612	X	-	-	-
31	CLA	14	613	X	-	-	-
31	CLA	14	614	X	-	-	-
31	CLA	15	602	X	-	-	-
31	CLA	15	603	X	-	-	-
31	CLA	15	604	X	-	-	-
31	CLA	15	609	X	-	-	-
31	CLA	15	610	X	-	-	-
31	CLA	15	611	X	-	-	-
31	CLA	15	612	X	-	-	-
31	CLA	15	613	X	-	-	-
31	CLA	16	602	X	-	-	-
31	CLA	16	603	X	-	-	-
31	CLA	16	604	X	-	-	-
31	CLA	16	610	X	-	-	-
31	CLA	16	611	X	-	-	-
31	CLA	16	612	X	-	-	-
31	CLA	16	613	X	-	-	-
31	CLA	16	614	X	-	-	-
31	CLA	16	615	X	-	-	-
31	CLA	2	602	X	-	-	-
31	CLA	2	603	X	-	-	-
31	CLA	2	604	X	-	-	-
31	CLA	2	610	X	-	-	-
31	CLA	2	611	X	-	-	-
31	CLA	2	612	X	-	-	-
31	CLA	2	613	X	-	-	-

Continued on next page...

Continued from previous page...

Mol	Type	Chain	Res	Chirality	Geometry	Clashes	Electron density
31	CLA	3	602	X	-	-	-
31	CLA	3	603	X	-	-	-
31	CLA	3	604	X	-	-	-
31	CLA	3	610	X	-	-	-
31	CLA	3	611	X	-	-	-
31	CLA	3	612	X	-	-	-
31	CLA	3	613	X	-	-	-
31	CLA	3	614	X	-	-	-
31	CLA	3	615	X	-	-	-
31	CLA	4	602	X	-	-	-
31	CLA	4	603	X	-	-	-
31	CLA	4	604	X	-	-	-
31	CLA	4	610	X	-	-	-
31	CLA	4	611	X	-	-	-
31	CLA	4	612	X	-	-	-
31	CLA	4	613	X	-	-	-
31	CLA	4	614	X	-	-	-
31	CLA	5	602	X	-	-	-
31	CLA	5	603	X	-	-	-
31	CLA	5	604	X	-	-	-
31	CLA	5	610	X	-	-	-
31	CLA	5	611	X	-	-	-
31	CLA	5	612	X	-	-	-
31	CLA	5	613	X	-	-	-
31	CLA	6	602	X	-	-	-
31	CLA	6	603	X	-	-	-
31	CLA	6	604	X	-	-	-
31	CLA	6	610	X	-	-	-
31	CLA	6	611	X	-	-	-
31	CLA	6	612	X	-	-	-
31	CLA	6	613	X	-	-	-
31	CLA	6	614	X	-	-	-
31	CLA	6	615	X	-	-	-
31	CLA	A	402	X	-	-	-
31	CLA	A	403	X	-	-	-
31	CLA	A	404	X	-	-	-
31	CLA	A	406	X	-	-	-
31	CLA	B	601	X	-	-	-
31	CLA	B	602	X	-	-	-
31	CLA	B	603	X	-	-	-
31	CLA	B	604	X	-	-	-
31	CLA	B	605	X	-	-	-

Continued on next page...

Continued from previous page...

Mol	Type	Chain	Res	Chirality	Geometry	Clashes	Electron density
31	CLA	B	606	X	-	-	-
31	CLA	B	607	X	-	-	-
31	CLA	B	608	X	-	-	-
31	CLA	B	609	X	-	-	-
31	CLA	B	610	X	-	-	-
31	CLA	B	611	X	-	-	-
31	CLA	B	612	X	-	-	-
31	CLA	B	613	X	-	-	-
31	CLA	B	614	X	-	-	-
31	CLA	B	615	X	-	-	-
31	CLA	B	616	X	-	-	-
31	CLA	C	502	X	-	-	-
31	CLA	C	503	X	-	-	-
31	CLA	C	504	X	-	-	-
31	CLA	C	505	X	-	-	-
31	CLA	C	506	X	-	-	-
31	CLA	C	507	X	-	-	-
31	CLA	C	508	X	-	-	-
31	CLA	C	509	X	-	-	-
31	CLA	C	510	X	-	-	-
31	CLA	C	511	X	-	-	-
31	CLA	C	512	X	-	-	-
31	CLA	C	513	X	-	-	-
31	CLA	C	514	X	-	-	-
31	CLA	D	404	X	-	-	-
31	CLA	D	405	X	-	-	-
31	CLA	G	602	X	-	-	-
31	CLA	G	603	X	-	-	-
31	CLA	G	604	X	-	-	-
31	CLA	G	610	X	-	-	-
31	CLA	G	611	X	-	-	-
31	CLA	G	612	X	-	-	-
31	CLA	G	613	X	-	-	-
31	CLA	G	614	X	-	-	-
31	CLA	N	602	X	-	-	-
31	CLA	N	603	X	-	-	-
31	CLA	N	604	X	-	-	-
31	CLA	N	610	X	-	-	-
31	CLA	N	611	X	-	-	-
31	CLA	N	612	X	-	-	-
31	CLA	N	613	X	-	-	-
31	CLA	N	614	X	-	-	-

Continued on next page...

Continued from previous page...

Mol	Type	Chain	Res	Chirality	Geometry	Clashes	Electron density
31	CLA	N	615	X	-	-	-
31	CLA	R	601	X	-	-	-
31	CLA	R	602	X	-	-	-
31	CLA	R	603	X	-	-	-
31	CLA	R	604	X	-	-	-
31	CLA	R	608	X	-	-	-
31	CLA	R	609	X	-	-	-
31	CLA	R	610	X	-	-	-
31	CLA	R	611	X	-	-	-
31	CLA	R	612	X	-	-	-
31	CLA	R	613	X	-	-	-
31	CLA	R	614	X	-	-	-
31	CLA	S	602	X	-	-	-
31	CLA	S	603	X	-	-	-
31	CLA	S	604	X	-	-	-
31	CLA	S	605	X	-	-	-
31	CLA	S	609	X	-	-	-
31	CLA	S	610	X	-	-	-
31	CLA	S	611	X	-	-	-
31	CLA	S	612	X	-	-	-
31	CLA	S	613	X	-	-	-
31	CLA	S	614	X	-	-	-
31	CLA	S	615	X	-	-	-
31	CLA	Y	602	X	-	-	-
31	CLA	Y	603	X	-	-	-
31	CLA	Y	604	X	-	-	-
31	CLA	Y	610	X	-	-	-
31	CLA	Y	611	X	-	-	-
31	CLA	Y	612	X	-	-	-
31	CLA	Y	613	X	-	-	-
31	CLA	Y	614	X	-	-	-
31	CLA	Y	615	X	-	-	-
31	CLA	a	403	X	-	-	-
31	CLA	a	404	X	-	-	-
31	CLA	a	407	X	-	-	-
31	CLA	b	601	X	-	-	-
31	CLA	b	602	X	-	-	-
31	CLA	b	603	X	-	-	-
31	CLA	b	604	X	-	-	-
31	CLA	b	605	X	-	-	-
31	CLA	b	606	X	-	-	-
31	CLA	b	607	X	-	-	-

Continued on next page...

Continued from previous page...

Mol	Type	Chain	Res	Chirality	Geometry	Clashes	Electron density
31	CLA	b	608	X	-	-	-
31	CLA	b	609	X	-	-	-
31	CLA	b	610	X	-	-	-
31	CLA	b	611	X	-	-	-
31	CLA	b	612	X	-	-	-
31	CLA	b	613	X	-	-	-
31	CLA	b	614	X	-	-	-
31	CLA	b	615	X	-	-	-
31	CLA	b	616	X	-	-	-
31	CLA	c	502	X	-	-	-
31	CLA	c	503	X	-	-	-
31	CLA	c	504	X	-	-	-
31	CLA	c	505	X	-	-	-
31	CLA	c	506	X	-	-	-
31	CLA	c	507	X	-	-	-
31	CLA	c	508	X	-	-	-
31	CLA	c	509	X	-	-	-
31	CLA	c	510	X	-	-	-
31	CLA	c	511	X	-	-	-
31	CLA	c	512	X	-	-	-
31	CLA	c	513	X	-	-	-
31	CLA	c	514	X	-	-	-
31	CLA	d	402	X	-	-	-
31	CLA	d	404	X	-	-	-
31	CLA	d	405	X	-	-	-
31	CLA	g	602	X	-	-	-
31	CLA	g	603	X	-	-	-
31	CLA	g	604	X	-	-	-
31	CLA	g	610	X	-	-	-
31	CLA	g	611	X	-	-	-
31	CLA	g	612	X	-	-	-
31	CLA	g	613	X	-	-	-
31	CLA	g	614	X	-	-	-
31	CLA	n	602	X	-	-	-
31	CLA	n	603	X	-	-	-
31	CLA	n	604	X	-	-	-
31	CLA	n	610	X	-	-	-
31	CLA	n	611	X	-	-	-
31	CLA	n	612	X	-	-	-
31	CLA	n	613	X	-	-	-
31	CLA	n	614	X	-	-	-
31	CLA	n	615	X	-	-	-

Continued on next page...

Continued from previous page...

Mol	Type	Chain	Res	Chirality	Geometry	Clashes	Electron density
31	CLA	r	601	X	-	-	-
31	CLA	r	602	X	-	-	-
31	CLA	r	603	X	-	-	-
31	CLA	r	604	X	-	-	-
31	CLA	r	608	X	-	-	-
31	CLA	r	609	X	-	-	-
31	CLA	r	610	X	-	-	-
31	CLA	r	611	X	-	-	-
31	CLA	r	612	X	-	-	-
31	CLA	r	613	X	-	-	-
31	CLA	r	614	X	-	-	-
31	CLA	s	602	X	-	-	-
31	CLA	s	603	X	-	-	-
31	CLA	s	604	X	-	-	-
31	CLA	s	605	X	-	-	-
31	CLA	s	609	X	-	-	-
31	CLA	s	610	X	-	-	-
31	CLA	s	611	X	-	-	-
31	CLA	s	612	X	-	-	-
31	CLA	s	613	X	-	-	-
31	CLA	s	614	X	-	-	-
31	CLA	s	615	X	-	-	-
31	CLA	y	602	X	-	-	-
31	CLA	y	603	X	-	-	-
31	CLA	y	604	X	-	-	-
31	CLA	y	610	X	-	-	-
31	CLA	y	611	X	-	-	-
31	CLA	y	612	X	-	-	-
31	CLA	y	613	X	-	-	-
31	CLA	y	614	X	-	-	-
31	CLA	y	615	X	-	-	-
33	LUT	12	614	-	-	X	-

2 Entry composition (i)

There are 50 unique types of molecules in this entry. The entry contains 112944 atoms, of which 0 are hydrogens and 0 are deuteriums.

In the tables below, the AltConf column contains the number of residues with at least one atom in alternate conformation and the Trace column contains the number of residues modelled with at most 2 atoms.

- Molecule 1 is a protein called Chlorophyll a-b binding protein Lhcbm-I.

Mol	Chain	Residues	Atoms					AltConf	Trace
			Total	C	N	O	S		
1	1	220	1673	1084	267	317	5	0	0
1	4	220	1673	1084	267	317	5	0	0
1	11	223	1693	1094	272	322	5	0	0
1	14	223	1693	1094	272	322	5	0	0
1	G	223	1693	1094	272	322	5	0	0
1	g	223	1693	1094	272	322	5	0	0

- Molecule 2 is a protein called Chlorophyll a-b binding protein, chloroplastic.

Mol	Chain	Residues	Atoms					AltConf	Trace
			Total	C	N	O	S		
2	2	196	1496	966	249	276	5	0	0
2	5	196	1496	966	249	276	5	0	0
2	12	170	1330	863	220	242	5	0	0
2	15	170	1330	863	220	242	5	0	0
2	N	220	1679	1085	278	311	5	0	0
2	n	220	1679	1085	278	311	5	0	0

- Molecule 3 is a protein called Chlorophyll a-b binding protein, chloroplastic.

Mol	Chain	Residues	Atoms					AltConf	Trace
			Total	C	N	O	S		
3	3	214	1630	1056	265	304	5	0	0

Continued on next page...

Continued from previous page...

Mol	Chain	Residues	Atoms					AltConf	Trace
			Total	C	N	O	S		
3	6	214	1630	1056	265	304	5	0	0

- Molecule 4 is a protein called Chloroplast photosystem II 10 kDa protein.

Mol	Chain	Residues	Atoms					AltConf	Trace
			Total	C	N	O	S		
4	7	107	816	522	136	156	2	0	0
			Total	C	N	O	S		
4	8	107	816	522	136	156	2	0	0

- Molecule 5 is a protein called Chlorophyll a-b binding protein, chloroplastic.

Mol	Chain	Residues	Atoms					AltConf	Trace
			Total	C	N	O	S		
5	13	215	1645	1064	268	308	5	0	0
			Total	C	N	O	S		
5	16	215	1645	1064	268	308	5	0	0

- Molecule 6 is a protein called Photosystem II protein D1.

Mol	Chain	Residues	Atoms					AltConf	Trace
			Total	C	N	O	S		
6	A	336	2632	1718	431	469	14	0	0
			Total	C	N	O	S		
6	a	336	2632	1718	431	469	14	0	0

- Molecule 7 is a protein called Photosystem II CP47 reaction center protein.

Mol	Chain	Residues	Atoms					AltConf	Trace
			Total	C	N	O	S		
7	B	505	3963	2588	669	694	12	0	0
			Total	C	N	O	S		
7	b	505	3963	2588	669	694	12	0	0

- Molecule 8 is a protein called Photosystem II CP43 reaction center protein.

Mol	Chain	Residues	Atoms					AltConf	Trace
			Total	C	N	O	S		
8	C	449	3491	2284	585	607	15	0	0
			Total	C	N	O	S		
8	c	449	3491	2284	585	607	15	0	0

- Molecule 9 is a protein called Photosystem II D2 protein.

Mol	Chain	Residues	Atoms					AltConf	Trace
			Total	C	N	O	S		
9	D	342	2730	1806	449	464	11	0	0
9	d	342	2730	1806	449	464	11	0	0

- Molecule 10 is a protein called Cytochrome b559 subunit alpha.

Mol	Chain	Residues	Atoms				AltConf	Trace
			Total	C	N	O		
10	E	80	646	420	105	121	0	0
10	e	80	646	420	105	121	0	0

- Molecule 11 is a protein called Cytochrome b559 subunit beta.

Mol	Chain	Residues	Atoms					AltConf	Trace
			Total	C	N	O	S		
11	F	37	303	206	49	47	1	0	0
11	f	37	303	206	49	47	1	0	0

- Molecule 12 is a protein called Photosystem II reaction center protein H.

Mol	Chain	Residues	Atoms					AltConf	Trace
			Total	C	N	O	S		
12	H	67	507	336	73	95	3	0	0
12	h	67	507	336	73	95	3	0	0

- Molecule 13 is a protein called Photosystem II reaction center protein I.

Mol	Chain	Residues	Atoms					AltConf	Trace
			Total	C	N	O	S		
13	I	34	274	187	41	45	1	0	0
13	i	34	274	187	41	45	1	0	0

- Molecule 14 is a protein called Photosystem II reaction center protein J.

Mol	Chain	Residues	Atoms				AltConf	Trace
			Total	C	N	O		
14	J	38	270	182	42	46	0	0
14	j	38	270	182	42	46	0	0

- Molecule 15 is a protein called Photosystem II reaction center protein K.

Mol	Chain	Residues	Atoms				AltConf	Trace
			Total	C	N	O		
15	K	37	295	204	43	48	0	0
15	k	37	295	204	43	48	0	0

- Molecule 16 is a protein called Photosystem II reaction center protein L.

Mol	Chain	Residues	Atoms				AltConf	Trace
			Total	C	N	O		
16	L	37	303	203	48	52	0	0
16	l	37	303	203	48	52	0	0

- Molecule 17 is a protein called Photosystem II reaction center protein M.

Mol	Chain	Residues	Atoms				AltConf	Trace
			Total	C	N	O		
17	M	30	228	157	33	38	0	0
17	m	30	228	157	33	38	0	0

- Molecule 18 is a protein called Chloroplast oxygen-evolving enhancer protein 1b (PsbO).

Mol	Chain	Residues	Atoms					AltConf	Trace
			Total	C	N	O	S		
18	O	238	1759	1106	288	357	8	0	0
18	o	238	1759	1106	288	357	8	0	0

- Molecule 19 is a protein called PWWP domain-containing protein.

Mol	Chain	Residues	Atoms					AltConf	Trace
			Total	C	N	O	S		
19	P	188	1443	918	245	279	1	0	0

Continued on next page...

Continued from previous page...

Mol	Chain	Residues	Atoms					AltConf	Trace
			Total	C	N	O	S		
19	p	188	1443	918	245	279	1	0	0

- Molecule 20 is a protein called Chloroplast oxygen-evolving enhancer protein 3.

Mol	Chain	Residues	Atoms				AltConf	Trace
			Total	C	N	O		
20	Q	144	1122	701	207	214	0	0
20	q	144	1122	701	207	214	0	0

- Molecule 21 is a protein called Chlorophyll a-b binding protein, chloroplastic.

Mol	Chain	Residues	Atoms					AltConf	Trace
			Total	C	N	O	S		
21	R	231	1783	1132	303	342	6	0	0
21	r	231	1783	1132	303	342	6	0	0

- Molecule 22 is a protein called Chlorophyll a-b binding protein, chloroplastic.

Mol	Chain	Residues	Atoms					AltConf	Trace
			Total	C	N	O	S		
22	S	257	1934	1242	323	364	5	0	0
22	s	257	1934	1242	323	364	5	0	0

- Molecule 23 is a protein called Photosystem II reaction center protein T.

Mol	Chain	Residues	Atoms					AltConf	Trace
			Total	C	N	O	S		
23	T	30	246	172	36	37	1	0	0
23	t	30	246	172	36	37	1	0	0

- Molecule 24 is a protein called Chloroplast PsbY.

Mol	Chain	Residues	Atoms				AltConf	Trace
			Total	C	N	O		
24	U	30	233	156	40	37	0	0
24	u	30	233	156	40	37	0	0

- Molecule 25 is a protein called Photosystem II reaction center protein Psb30.

Mol	Chain	Residues	Atoms					AltConf	Trace
			Total	C	N	O	S		
25	V	33	241	160	39	41	1	0	0
25	v	33	241	160	39	41	1	0	0

- Molecule 26 is a protein called PSII 6.1 kDa protein.

Mol	Chain	Residues	Atoms				AltConf	Trace
			Total	C	N	O		
26	W	60	468	301	74	93	0	0
26	w	60	468	301	74	93	0	0

- Molecule 27 is a protein called Photosystem II reaction center protein X (PsbX).

Mol	Chain	Residues	Atoms				AltConf	Trace
			Total	C	N	O		
27	X	38	258	162	47	49	0	0
27	x	38	258	162	47	49	0	0

- Molecule 28 is a protein called Chlorophyll a-b binding protein, chloroplastic.

Mol	Chain	Residues	Atoms					AltConf	Trace
			Total	C	N	O	S		
28	Y	222	1694	1102	271	316	5	0	0
28	y	222	1694	1102	271	316	5	0	0

- Molecule 29 is a protein called Photosystem II reaction center protein Z.

Mol	Chain	Residues	Atoms					AltConf	Trace
			Total	C	N	O	S		
29	Z	62	478	335	68	74	1	0	0
29	z	62	478	335	68	74	1	0	0

- Molecule 30 is CHLOROPHYLL B (CCD ID: CHL) (formula: $C_{55}H_{70}MgN_4O_6$) (labeled as "Ligand of Interest" by depositor).

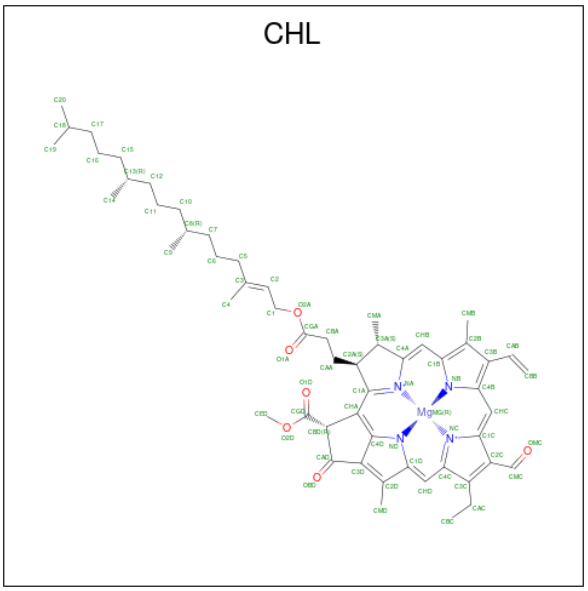

Mol	Chain	Residues	Atoms					AltConf
			Total	C	Mg	N	O	
30	1	1	61	50	1	4	6	0
30	1	1	46	35	1	4	6	0
30	1	1	47	36	1	4	6	0
30	1	1	51	40	1	4	6	0
30	1	1	50	39	1	4	6	0
30	1	1	56	45	1	4	6	0
30	2	1	47	36	1	4	6	0
30	2	1	46	35	1	4	6	0
30	2	1	46	35	1	4	6	0
30	2	1	50	39	1	4	6	0
30	2	1	66	55	1	4	6	0
30	2	1	56	45	1	4	6	0
30	3	1	61	50	1	4	6	0
30	3	1	66	55	1	4	6	0

Continued on next page...

Continued from previous page...

Mol	Chain	Residues	Atoms					AltConf
			Total	C	Mg	N	O	
30	3	1	56	45	1	4	6	0
			Total	C	Mg	N	O	
30	3	1	66	55	1	4	6	0
			Total	C	Mg	N	O	
30	3	1	50	39	1	4	6	0
			Total	C	Mg	N	O	
30	3	1	66	55	1	4	6	0
			Total	C	Mg	N	O	
30	4	1	61	50	1	4	6	0
			Total	C	Mg	N	O	
30	4	1	46	35	1	4	6	0
			Total	C	Mg	N	O	
30	4	1	47	36	1	4	6	0
			Total	C	Mg	N	O	
30	4	1	51	40	1	4	6	0
			Total	C	Mg	N	O	
30	4	1	50	39	1	4	6	0
			Total	C	Mg	N	O	
30	4	1	66	55	1	4	6	0
			Total	C	Mg	N	O	
30	5	1	51	40	1	4	6	0
			Total	C	Mg	N	O	
30	5	1	46	35	1	4	6	0
			Total	C	Mg	N	O	
30	5	1	46	35	1	4	6	0
			Total	C	Mg	N	O	
30	5	1	50	39	1	4	6	0
			Total	C	Mg	N	O	
30	5	1	66	55	1	4	6	0
			Total	C	Mg	N	O	
30	5	1	56	45	1	4	6	0
			Total	C	Mg	N	O	
30	6	1	61	50	1	4	6	0
			Total	C	Mg	N	O	
30	6	1	66	55	1	4	6	0
			Total	C	Mg	N	O	
30	6	1	56	45	1	4	6	0
			Total	C	Mg	N	O	
30	6	1	66	55	1	4	6	0
			Total	C	Mg	N	O	
30	6	1	50	39	1	4	6	0

Continued on next page...

Continued from previous page...

Mol	Chain	Residues	Atoms					AltConf
			Total	C	Mg	N	O	
30	6	1	66	55	1	4	6	0
			Total	C	Mg	N	O	
30	11	1	66	55	1	4	6	0
			Total	C	Mg	N	O	
30	11	1	48	37	1	4	6	0
			Total	C	Mg	N	O	
30	11	1	47	36	1	4	6	0
			Total	C	Mg	N	O	
30	11	1	46	35	1	4	6	0
			Total	C	Mg	N	O	
30	11	1	51	40	1	4	6	0
			Total	C	Mg	N	O	
30	11	1	56	45	1	4	6	0
			Total	C	Mg	N	O	
30	12	1	50	39	1	4	6	0
			Total	C	Mg	N	O	
30	12	1	46	35	1	4	6	0
			Total	C	Mg	N	O	
30	12	1	51	40	1	4	6	0
			Total	C	Mg	N	O	
30	12	1	50	39	1	4	6	0
			Total	C	Mg	N	O	
30	12	1	53	42	1	4	6	0
			Total	C	Mg	N	O	
30	13	1	56	45	1	4	6	0
			Total	C	Mg	N	O	
30	13	1	56	45	1	4	6	0
			Total	C	Mg	N	O	
30	13	1	61	50	1	4	6	0
			Total	C	Mg	N	O	
30	13	1	61	50	1	4	6	0
			Total	C	Mg	N	O	
30	13	1	50	39	1	4	6	0
			Total	C	Mg	N	O	
30	13	1	61	50	1	4	6	0
			Total	C	Mg	N	O	
30	14	1	66	55	1	4	6	0
			Total	C	Mg	N	O	
30	14	1	48	37	1	4	6	0
			Total	C	Mg	N	O	
30	14	1	47	36	1	4	6	0

Continued on next page...

Continued from previous page...

Mol	Chain	Residues	Atoms					AltConf
			Total	C	Mg	N	O	
30	14	1	50	39	1	4	6	0
			Total	C	Mg	N	O	
30	14	1	51	40	1	4	6	0
			Total	C	Mg	N	O	
30	14	1	56	45	1	4	6	0
			Total	C	Mg	N	O	
30	15	1	50	39	1	4	6	0
			Total	C	Mg	N	O	
30	15	1	46	35	1	4	6	0
			Total	C	Mg	N	O	
30	15	1	51	40	1	4	6	0
			Total	C	Mg	N	O	
30	15	1	50	39	1	4	6	0
			Total	C	Mg	N	O	
30	15	1	61	50	1	4	6	0
			Total	C	Mg	N	O	
30	16	1	56	45	1	4	6	0
			Total	C	Mg	N	O	
30	16	1	56	45	1	4	6	0
			Total	C	Mg	N	O	
30	16	1	61	50	1	4	6	0
			Total	C	Mg	N	O	
30	16	1	61	50	1	4	6	0
			Total	C	Mg	N	O	
30	16	1	50	39	1	4	6	0
			Total	C	Mg	N	O	
30	16	1	61	50	1	4	6	0
			Total	C	Mg	N	O	
30	G	1	66	55	1	4	6	0
			Total	C	Mg	N	O	
30	G	1	48	37	1	4	6	0
			Total	C	Mg	N	O	
30	G	1	47	36	1	4	6	0
			Total	C	Mg	N	O	
30	G	1	52	41	1	4	6	0
			Total	C	Mg	N	O	
30	G	1	66	55	1	4	6	0
			Total	C	Mg	N	O	
30	G	1	50	39	1	4	6	0
			Total	C	Mg	N	O	
30	N	1	53	42	1	4	6	0

Continued on next page...

Continued from previous page...

Mol	Chain	Residues	Atoms					AltConf
			Total	C	Mg	N	O	
30	N	1	61	50	1	4	6	0
			Total	C	Mg	N	O	
30	N	1	61	50	1	4	6	0
			Total	C	Mg	N	O	
30	N	1	50	39	1	4	6	0
			Total	C	Mg	N	O	
30	N	1	66	55	1	4	6	0
			Total	C	Mg	N	O	
30	N	1	66	55	1	4	6	0
			Total	C	Mg	N	O	
30	R	1	56	45	1	4	6	0
			Total	C	Mg	N	O	
30	R	1	66	55	1	4	6	0
			Total	C	Mg	N	O	
30	R	1	51	40	1	4	6	0
			Total	C	Mg	N	O	
30	S	1	46	35	1	4	6	0
			Total	C	Mg	N	O	
30	S	1	66	55	1	4	6	0
			Total	C	Mg	N	O	
30	S	1	43	34	1	4	4	0
			Total	C	Mg	N	O	
30	S	1	49	38	1	4	6	0
			Total	C	Mg	N	O	
30	Y	1	66	55	1	4	6	0
			Total	C	Mg	N	O	
30	Y	1	66	55	1	4	6	0
			Total	C	Mg	N	O	
30	Y	1	56	45	1	4	6	0
			Total	C	Mg	N	O	
30	Y	1	66	55	1	4	6	0
			Total	C	Mg	N	O	
30	Y	1	44	35	1	4	4	0
			Total	C	Mg	N	O	
30	Y	1	66	55	1	4	6	0
			Total	C	Mg	N	O	
30	g	1	66	55	1	4	6	0
			Total	C	Mg	N	O	
30	g	1	48	37	1	4	6	0
			Total	C	Mg	N	O	
30	g	1	50	39	1	4	6	0

Continued on next page...

Continued from previous page...

Mol	Chain	Residues	Atoms					AltConf
			Total	C	Mg	N	O	
30	g	1	52	41	1	4	6	0
			Total	C	Mg	N	O	
30	g	1	66	55	1	4	6	0
			Total	C	Mg	N	O	
30	g	1	50	39	1	4	6	0
			Total	C	Mg	N	O	
30	n	1	52	41	1	4	6	0
			Total	C	Mg	N	O	
30	n	1	61	50	1	4	6	0
			Total	C	Mg	N	O	
30	n	1	61	50	1	4	6	0
			Total	C	Mg	N	O	
30	n	1	50	39	1	4	6	0
			Total	C	Mg	N	O	
30	n	1	66	55	1	4	6	0
			Total	C	Mg	N	O	
30	n	1	66	55	1	4	6	0
			Total	C	Mg	N	O	
30	r	1	56	45	1	4	6	0
			Total	C	Mg	N	O	
30	r	1	66	55	1	4	6	0
			Total	C	Mg	N	O	
30	r	1	51	40	1	4	6	0
			Total	C	Mg	N	O	
30	s	1	46	35	1	4	6	0
			Total	C	Mg	N	O	
30	s	1	66	55	1	4	6	0
			Total	C	Mg	N	O	
30	s	1	43	34	1	4	4	0
			Total	C	Mg	N	O	
30	s	1	49	38	1	4	6	0
			Total	C	Mg	N	O	
30	y	1	66	55	1	4	6	0
			Total	C	Mg	N	O	
30	y	1	66	55	1	4	6	0
			Total	C	Mg	N	O	
30	y	1	56	45	1	4	6	0
			Total	C	Mg	N	O	
30	y	1	66	55	1	4	6	0
			Total	C	Mg	N	O	
30	y	1	44	35	1	4	4	0

Continued on next page...

Continued from previous page...

Mol	Chain	Residues	Atoms					AltConf
			Total	C	Mg	N	O	
30	y	1	66	55	1	4	6	0

- Molecule 31 is CHLOROPHYLL A (CCD ID: CLA) (formula: $C_{55}H_{72}MgN_4O_5$) (labeled as "Ligand of Interest" by depositor).

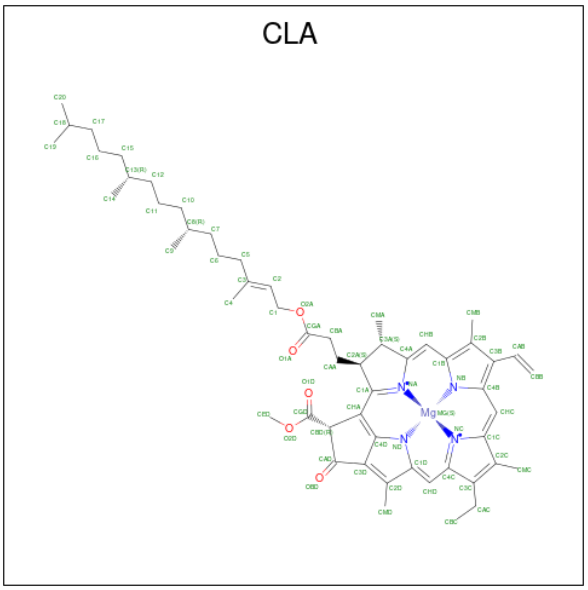

Mol	Chain	Residues	Atoms					AltConf
			Total	C	Mg	N	O	
31	1	1	60	50	1	4	5	0
			Total	C	Mg	N	O	
31	1	1	47	37	1	4	5	0
			Total	C	Mg	N	O	
31	1	1	50	40	1	4	5	0
			Total	C	Mg	N	O	
31	1	1	55	45	1	4	5	0
			Total	C	Mg	N	O	
31	1	1	50	40	1	4	5	0
			Total	C	Mg	N	O	
31	1	1	46	36	1	4	5	0
			Total	C	Mg	N	O	
31	1	1	55	45	1	4	5	0
			Total	C	Mg	N	O	
31	1	1	46	36	1	4	5	0
			Total	C	Mg	N	O	
31	2	1	55	45	1	4	5	0
			Total	C	Mg	N	O	
31	2	1	55	45	1	4	5	0

Continued on next page...

Continued from previous page...

Mol	Chain	Residues	Atoms					AltConf
			Total	C	Mg	N	O	
31	2	1	50	40	1	4	5	0
			Total	C	Mg	N	O	
31	2	1	50	40	1	4	5	0
			Total	C	Mg	N	O	
31	2	1	46	36	1	4	5	0
			Total	C	Mg	N	O	
31	2	1	46	36	1	4	5	0
			Total	C	Mg	N	O	
31	2	1	47	37	1	4	5	0
			Total	C	Mg	N	O	
31	3	1	60	50	1	4	5	0
			Total	C	Mg	N	O	
31	3	1	55	45	1	4	5	0
			Total	C	Mg	N	O	
31	3	1	65	55	1	4	5	0
			Total	C	Mg	N	O	
31	3	1	60	50	1	4	5	0
			Total	C	Mg	N	O	
31	3	1	65	55	1	4	5	0
			Total	C	Mg	N	O	
31	3	1	65	55	1	4	5	0
			Total	C	Mg	N	O	
31	3	1	55	45	1	4	5	0
			Total	C	Mg	N	O	
31	3	1	50	40	1	4	5	0
			Total	C	Mg	N	O	
31	3	1	46	36	1	4	5	0
			Total	C	Mg	N	O	
31	4	1	60	50	1	4	5	0
			Total	C	Mg	N	O	
31	4	1	55	45	1	4	5	0
			Total	C	Mg	N	O	
31	4	1	50	40	1	4	5	0
			Total	C	Mg	N	O	
31	4	1	65	55	1	4	5	0
			Total	C	Mg	N	O	
31	4	1	50	40	1	4	5	0
			Total	C	Mg	N	O	
31	4	1	46	36	1	4	5	0
			Total	C	Mg	N	O	
31	4	1	55	45	1	4	5	0

Continued on next page...

Continued from previous page...

Mol	Chain	Residues	Atoms					AltConf
			Total	C	Mg	N	O	
31	4	1	46	36	1	4	5	0
			Total	C	Mg	N	O	
31	5	1	55	45	1	4	5	0
			Total	C	Mg	N	O	
31	5	1	55	45	1	4	5	0
			Total	C	Mg	N	O	
31	5	1	50	40	1	4	5	0
			Total	C	Mg	N	O	
31	5	1	50	40	1	4	5	0
			Total	C	Mg	N	O	
31	5	1	46	36	1	4	5	0
			Total	C	Mg	N	O	
31	5	1	46	36	1	4	5	0
			Total	C	Mg	N	O	
31	5	1	50	40	1	4	5	0
			Total	C	Mg	N	O	
31	6	1	60	50	1	4	5	0
			Total	C	Mg	N	O	
31	6	1	55	45	1	4	5	0
			Total	C	Mg	N	O	
31	6	1	65	55	1	4	5	0
			Total	C	Mg	N	O	
31	6	1	60	50	1	4	5	0
			Total	C	Mg	N	O	
31	6	1	65	55	1	4	5	0
			Total	C	Mg	N	O	
31	6	1	55	45	1	4	5	0
			Total	C	Mg	N	O	
31	6	1	55	45	1	4	5	0
			Total	C	Mg	N	O	
31	6	1	50	40	1	4	5	0
			Total	C	Mg	N	O	
31	6	1	50	40	1	4	5	0
			Total	C	Mg	N	O	
31	11	1	60	50	1	4	5	0
			Total	C	Mg	N	O	
31	11	1	55	45	1	4	5	0
			Total	C	Mg	N	O	
31	11	1	46	36	1	4	5	0
			Total	C	Mg	N	O	
31	11	1	55	45	1	4	5	0

Continued on next page...

Continued from previous page...

Mol	Chain	Residues	Atoms					AltConf
			Total	C	Mg	N	O	
31	11	1	50	40	1	4	5	0
			Total	C	Mg	N	O	
31	11	1	43	35	1	4	3	0
			Total	C	Mg	N	O	
31	11	1	55	45	1	4	5	0
			Total	C	Mg	N	O	
31	11	1	49	39	1	4	5	0
			Total	C	Mg	N	O	
31	12	1	60	50	1	4	5	0
			Total	C	Mg	N	O	
31	12	1	55	45	1	4	5	0
			Total	C	Mg	N	O	
31	12	1	55	45	1	4	5	0
			Total	C	Mg	N	O	
31	12	1	55	45	1	4	5	0
			Total	C	Mg	N	O	
31	12	1	45	35	1	4	5	0
			Total	C	Mg	N	O	
31	12	1	45	35	1	4	5	0
			Total	C	Mg	N	O	
31	12	1	50	40	1	4	5	0
			Total	C	Mg	N	O	
31	12	1	45	35	1	4	5	0
			Total	C	Mg	N	O	
31	13	1	65	55	1	4	5	0
			Total	C	Mg	N	O	
31	13	1	60	50	1	4	5	0
			Total	C	Mg	N	O	
31	13	1	55	45	1	4	5	0
			Total	C	Mg	N	O	
31	13	1	65	55	1	4	5	0
			Total	C	Mg	N	O	
31	13	1	65	55	1	4	5	0
			Total	C	Mg	N	O	
31	13	1	45	35	1	4	5	0
			Total	C	Mg	N	O	
31	13	1	50	40	1	4	5	0
			Total	C	Mg	N	O	
31	13	1	45	35	1	4	5	0
			Total	C	Mg	N	O	
31	13	1	45	35	1	4	5	0

Continued on next page...

Continued from previous page...

Mol	Chain	Residues	Atoms					AltConf
			Total	C	Mg	N	O	
31	14	1	60	50	1	4	5	0
			Total	C	Mg	N	O	
31	14	1	55	45	1	4	5	0
			Total	C	Mg	N	O	
31	14	1	55	45	1	4	5	0
			Total	C	Mg	N	O	
31	14	1	65	55	1	4	5	0
			Total	C	Mg	N	O	
31	14	1	60	50	1	4	5	0
			Total	C	Mg	N	O	
31	14	1	43	35	1	4	3	0
			Total	C	Mg	N	O	
31	14	1	55	45	1	4	5	0
			Total	C	Mg	N	O	
31	14	1	49	39	1	4	5	0
			Total	C	Mg	N	O	
31	15	1	60	50	1	4	5	0
			Total	C	Mg	N	O	
31	15	1	55	45	1	4	5	0
			Total	C	Mg	N	O	
31	15	1	55	45	1	4	5	0
			Total	C	Mg	N	O	
31	15	1	55	45	1	4	5	0
			Total	C	Mg	N	O	
31	15	1	45	35	1	4	5	0
			Total	C	Mg	N	O	
31	15	1	45	35	1	4	5	0
			Total	C	Mg	N	O	
31	15	1	50	40	1	4	5	0
			Total	C	Mg	N	O	
31	15	1	45	35	1	4	5	0
			Total	C	Mg	N	O	
31	16	1	65	55	1	4	5	0
			Total	C	Mg	N	O	
31	16	1	60	50	1	4	5	0
			Total	C	Mg	N	O	
31	16	1	55	45	1	4	5	0
			Total	C	Mg	N	O	
31	16	1	65	55	1	4	5	0
			Total	C	Mg	N	O	
31	16	1	65	55	1	4	5	0

Continued on next page...

Continued from previous page...

Mol	Chain	Residues	Atoms					AltConf
			Total	C	Mg	N	O	
31	16	1	45	35	1	4	5	0
			Total	C	Mg	N	O	
31	16	1	50	40	1	4	5	0
			Total	C	Mg	N	O	
31	16	1	45	35	1	4	5	0
			Total	C	Mg	N	O	
31	16	1	45	35	1	4	5	0
			Total	C	Mg	N	O	
31	A	1	65	55	1	4	5	0
			Total	C	Mg	N	O	
31	A	1	65	55	1	4	5	0
			Total	C	Mg	N	O	
31	A	1	65	55	1	4	5	0
			Total	C	Mg	N	O	
31	A	1	55	45	1	4	5	0
			Total	C	Mg	N	O	
31	B	1	55	45	1	4	5	0
			Total	C	Mg	N	O	
31	B	1	65	55	1	4	5	0
			Total	C	Mg	N	O	
31	B	1	65	55	1	4	5	0
			Total	C	Mg	N	O	
31	B	1	65	55	1	4	5	0
			Total	C	Mg	N	O	
31	B	1	65	55	1	4	5	0
			Total	C	Mg	N	O	
31	B	1	65	55	1	4	5	0
			Total	C	Mg	N	O	
31	B	1	65	55	1	4	5	0
			Total	C	Mg	N	O	
31	B	1	65	55	1	4	5	0
			Total	C	Mg	N	O	
31	B	1	65	55	1	4	5	0
			Total	C	Mg	N	O	
31	B	1	65	55	1	4	5	0
			Total	C	Mg	N	O	
31	B	1	65	55	1	4	5	0
			Total	C	Mg	N	O	
31	B	1	65	55	1	4	5	0

Continued on next page...

Continued from previous page...

Mol	Chain	Residues	Atoms					AltConf
			Total	C	Mg	N	O	
31	B	1	65	55	1	4	5	0
			Total	C	Mg	N	O	
31	B	1	65	55	1	4	5	0
			Total	C	Mg	N	O	
31	B	1	60	50	1	4	5	0
			Total	C	Mg	N	O	
31	C	1	65	55	1	4	5	0
			Total	C	Mg	N	O	
31	C	1	65	55	1	4	5	0
			Total	C	Mg	N	O	
31	C	1	65	55	1	4	5	0
			Total	C	Mg	N	O	
31	C	1	55	45	1	4	5	0
			Total	C	Mg	N	O	
31	C	1	65	55	1	4	5	0
			Total	C	Mg	N	O	
31	C	1	65	55	1	4	5	0
			Total	C	Mg	N	O	
31	C	1	65	55	1	4	5	0
			Total	C	Mg	N	O	
31	C	1	60	50	1	4	5	0
			Total	C	Mg	N	O	
31	C	1	65	55	1	4	5	0
			Total	C	Mg	N	O	
31	C	1	65	55	1	4	5	0
			Total	C	Mg	N	O	
31	C	1	65	55	1	4	5	0
			Total	C	Mg	N	O	
31	C	1	55	45	1	4	5	0
			Total	C	Mg	N	O	
31	C	1	65	55	1	4	5	0
			Total	C	Mg	N	O	
31	D	1	65	55	1	4	5	0
			Total	C	Mg	N	O	
31	D	1	65	55	1	4	5	0
			Total	C	Mg	N	O	
31	G	1	65	55	1	4	5	0
			Total	C	Mg	N	O	
31	G	1	55	45	1	4	5	0
			Total	C	Mg	N	O	
31	G	1	50	40	1	4	5	0

Continued on next page...

Continued from previous page...

Mol	Chain	Residues	Atoms					AltConf
			Total	C	Mg	N	O	
31	G	1	65	55	1	4	5	0
			Total	C	Mg	N	O	
31	G	1	65	55	1	4	5	0
			Total	C	Mg	N	O	
31	G	1	43	35	1	4	3	0
			Total	C	Mg	N	O	
31	G	1	65	55	1	4	5	0
			Total	C	Mg	N	O	
31	G	1	49	39	1	4	5	0
			Total	C	Mg	N	O	
31	N	1	65	55	1	4	5	0
			Total	C	Mg	N	O	
31	N	1	60	50	1	4	5	0
			Total	C	Mg	N	O	
31	N	1	55	45	1	4	5	0
			Total	C	Mg	N	O	
31	N	1	60	50	1	4	5	0
			Total	C	Mg	N	O	
31	N	1	60	50	1	4	5	0
			Total	C	Mg	N	O	
31	N	1	45	35	1	4	5	0
			Total	C	Mg	N	O	
31	N	1	55	45	1	4	5	0
			Total	C	Mg	N	O	
31	N	1	45	35	1	4	5	0
			Total	C	Mg	N	O	
31	N	1	47	37	1	4	5	0
			Total	C	Mg	N	O	
31	R	1	49	39	1	4	5	0
			Total	C	Mg	N	O	
31	R	1	65	55	1	4	5	0
			Total	C	Mg	N	O	
31	R	1	65	55	1	4	5	0
			Total	C	Mg	N	O	
31	R	1	48	38	1	4	5	0
			Total	C	Mg	N	O	
31	R	1	65	55	1	4	5	0
			Total	C	Mg	N	O	
31	R	1	65	55	1	4	5	0
			Total	C	Mg	N	O	
31	R	1	60	50	1	4	5	0

Continued on next page...

Continued from previous page...

Mol	Chain	Residues	Atoms					AltConf
			Total	C	Mg	N	O	
31	R	1	49	39	1	4	5	0
			Total	C	Mg	N	O	
31	R	1	50	40	1	4	5	0
			Total	C	Mg	N	O	
31	R	1	60	50	1	4	5	0
			Total	C	Mg	N	O	
31	R	1	55	45	1	4	5	0
			Total	C	Mg	N	O	
31	S	1	65	55	1	4	5	0
			Total	C	Mg	N	O	
31	S	1	42	34	1	4	3	0
			Total	C	Mg	N	O	
31	S	1	65	55	1	4	5	0
			Total	C	Mg	N	O	
31	S	1	50	40	1	4	5	0
			Total	C	Mg	N	O	
31	S	1	55	45	1	4	5	0
			Total	C	Mg	N	O	
31	S	1	65	55	1	4	5	0
			Total	C	Mg	N	O	
31	S	1	65	55	1	4	5	0
			Total	C	Mg	N	O	
31	S	1	45	35	1	4	5	0
			Total	C	Mg	N	O	
31	S	1	49	39	1	4	5	0
			Total	C	Mg	N	O	
31	S	1	65	55	1	4	5	0
			Total	C	Mg	N	O	
31	S	1	47	37	1	4	5	0
			Total	C	Mg	N	O	
31	Y	1	56	46	1	4	5	0
			Total	C	Mg	N	O	
31	Y	1	65	55	1	4	5	0
			Total	C	Mg	N	O	
31	Y	1	60	50	1	4	5	0
			Total	C	Mg	N	O	
31	Y	1	55	45	1	4	5	0
			Total	C	Mg	N	O	
31	Y	1	65	55	1	4	5	0
			Total	C	Mg	N	O	
31	Y	1	65	55	1	4	5	0

Continued on next page...

Continued from previous page...

Mol	Chain	Residues	Atoms					AltConf
			Total	C	Mg	N	O	
31	Y	1	65	55	1	4	5	0
			Total	C	Mg	N	O	
31	Y	1	65	55	1	4	5	0
			Total	C	Mg	N	O	
31	Y	1	49	39	1	4	5	0
			Total	C	Mg	N	O	
31	a	1	65	55	1	4	5	0
			Total	C	Mg	N	O	
31	a	1	65	55	1	4	5	0
			Total	C	Mg	N	O	
31	a	1	55	45	1	4	5	0
			Total	C	Mg	N	O	
31	b	1	55	45	1	4	5	0
			Total	C	Mg	N	O	
31	b	1	65	55	1	4	5	0
			Total	C	Mg	N	O	
31	b	1	65	55	1	4	5	0
			Total	C	Mg	N	O	
31	b	1	65	55	1	4	5	0
			Total	C	Mg	N	O	
31	b	1	65	55	1	4	5	0
			Total	C	Mg	N	O	
31	b	1	65	55	1	4	5	0
			Total	C	Mg	N	O	
31	b	1	65	55	1	4	5	0
			Total	C	Mg	N	O	
31	b	1	65	55	1	4	5	0
			Total	C	Mg	N	O	
31	b	1	65	55	1	4	5	0
			Total	C	Mg	N	O	
31	b	1	65	55	1	4	5	0
			Total	C	Mg	N	O	
31	b	1	65	55	1	4	5	0
			Total	C	Mg	N	O	
31	b	1	65	55	1	4	5	0
			Total	C	Mg	N	O	
31	b	1	65	55	1	4	5	0
			Total	C	Mg	N	O	
31	b	1	65	55	1	4	5	0

Continued on next page...

Continued from previous page...

Mol	Chain	Residues	Atoms					AltConf
			Total	C	Mg	N	O	
31	b	1	60	50	1	4	5	0
			Total	C	Mg	N	O	
31	c	1	65	55	1	4	5	0
			Total	C	Mg	N	O	
31	c	1	65	55	1	4	5	0
			Total	C	Mg	N	O	
31	c	1	65	55	1	4	5	0
			Total	C	Mg	N	O	
31	c	1	55	45	1	4	5	0
			Total	C	Mg	N	O	
31	c	1	65	55	1	4	5	0
			Total	C	Mg	N	O	
31	c	1	65	55	1	4	5	0
			Total	C	Mg	N	O	
31	c	1	65	55	1	4	5	0
			Total	C	Mg	N	O	
31	c	1	60	50	1	4	5	0
			Total	C	Mg	N	O	
31	c	1	65	55	1	4	5	0
			Total	C	Mg	N	O	
31	c	1	65	55	1	4	5	0
			Total	C	Mg	N	O	
31	c	1	65	55	1	4	5	0
			Total	C	Mg	N	O	
31	c	1	55	45	1	4	5	0
			Total	C	Mg	N	O	
31	c	1	65	55	1	4	5	0
			Total	C	Mg	N	O	
31	d	1	65	55	1	4	5	0
			Total	C	Mg	N	O	
31	d	1	65	55	1	4	5	0
			Total	C	Mg	N	O	
31	d	1	65	55	1	4	5	0
			Total	C	Mg	N	O	
31	g	1	65	55	1	4	5	0
			Total	C	Mg	N	O	
31	g	1	55	45	1	4	5	0
			Total	C	Mg	N	O	
31	g	1	50	40	1	4	5	0
			Total	C	Mg	N	O	
31	g	1	65	55	1	4	5	0

Continued on next page...

Continued from previous page...

Mol	Chain	Residues	Atoms					AltConf
			Total	C	Mg	N	O	
31	g	1	65	55	1	4	5	0
			Total	C	Mg	N	O	
31	g	1	43	35	1	4	3	0
			Total	C	Mg	N	O	
31	g	1	65	55	1	4	5	0
			Total	C	Mg	N	O	
31	g	1	49	39	1	4	5	0
			Total	C	Mg	N	O	
31	n	1	65	55	1	4	5	0
			Total	C	Mg	N	O	
31	n	1	60	50	1	4	5	0
			Total	C	Mg	N	O	
31	n	1	55	45	1	4	5	0
			Total	C	Mg	N	O	
31	n	1	60	50	1	4	5	0
			Total	C	Mg	N	O	
31	n	1	60	50	1	4	5	0
			Total	C	Mg	N	O	
31	n	1	45	35	1	4	5	0
			Total	C	Mg	N	O	
31	n	1	55	45	1	4	5	0
			Total	C	Mg	N	O	
31	n	1	45	35	1	4	5	0
			Total	C	Mg	N	O	
31	n	1	47	37	1	4	5	0
			Total	C	Mg	N	O	
31	r	1	49	39	1	4	5	0
			Total	C	Mg	N	O	
31	r	1	65	55	1	4	5	0
			Total	C	Mg	N	O	
31	r	1	65	55	1	4	5	0
			Total	C	Mg	N	O	
31	r	1	48	38	1	4	5	0
			Total	C	Mg	N	O	
31	r	1	65	55	1	4	5	0
			Total	C	Mg	N	O	
31	r	1	65	55	1	4	5	0
			Total	C	Mg	N	O	
31	r	1	60	50	1	4	5	0
			Total	C	Mg	N	O	
31	r	1	49	39	1	4	5	0

Continued on next page...

Continued from previous page...

Mol	Chain	Residues	Atoms					AltConf
			Total	C	Mg	N	O	
31	r	1	50	40	1	4	5	0
			Total	C	Mg	N	O	
31	r	1	65	55	1	4	5	0
			Total	C	Mg	N	O	
31	r	1	55	45	1	4	5	0
			Total	C	Mg	N	O	
31	s	1	65	55	1	4	5	0
			Total	C	Mg	N	O	
31	s	1	42	34	1	4	3	0
			Total	C	Mg	N	O	
31	s	1	65	55	1	4	5	0
			Total	C	Mg	N	O	
31	s	1	50	40	1	4	5	0
			Total	C	Mg	N	O	
31	s	1	55	45	1	4	5	0
			Total	C	Mg	N	O	
31	s	1	65	55	1	4	5	0
			Total	C	Mg	N	O	
31	s	1	65	55	1	4	5	0
			Total	C	Mg	N	O	
31	s	1	45	35	1	4	5	0
			Total	C	Mg	N	O	
31	s	1	49	39	1	4	5	0
			Total	C	Mg	N	O	
31	s	1	65	55	1	4	5	0
			Total	C	Mg	N	O	
31	s	1	47	37	1	4	5	0
			Total	C	Mg	N	O	
31	y	1	60	50	1	4	5	0
			Total	C	Mg	N	O	
31	y	1	60	50	1	4	5	0
			Total	C	Mg	N	O	
31	y	1	55	45	1	4	5	0
			Total	C	Mg	N	O	
31	y	1	65	55	1	4	5	0
			Total	C	Mg	N	O	
31	y	1	65	55	1	4	5	0
			Total	C	Mg	N	O	
31	y	1	65	55	1	4	5	0
			Total	C	Mg	N	O	
31	y	1	65	55	1	4	5	0

Continued on next page...

Continued from previous page...

Mol	Chain	Residues	Atoms					AltConf
			Total	C	Mg	N	O	
31	y	1	49	39	1	4	5	0
			Total	C	Mg	N	O	
31	y	1	56	46	1	4	5	0

- Molecule 32 is 1,2-DIPALMITOYL-PHOSPHATIDYL-GLYCEROLE (CCD ID: LHG) (formula: $C_{38}H_{75}O_{10}P$).

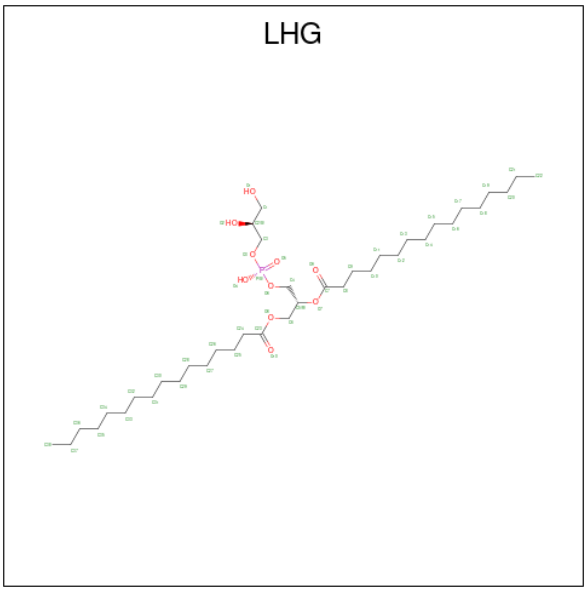

Mol	Chain	Residues	Atoms				AltConf
			Total	C	O	P	
32	1	1	43	32	10	1	0
			Total	C	O	P	
32	3	1	44	33	10	1	0
			Total	C	O	P	
32	3	1	47	36	10	1	0
			Total	C	O	P	
32	4	1	47	36	10	1	0
			Total	C	O	P	
32	6	1	44	33	10	1	0
			Total	C	O	P	
32	6	1	47	36	10	1	0
			Total	C	O	P	
32	11	1	49	38	10	1	0
			Total	C	O	P	
32	13	1	40	29	10	1	0
			Total	C	O	P	
32	14	1	49	38	10	1	0

Continued on next page...

Continued from previous page...

Mol	Chain	Residues	Atoms				AltConf
			Total	C	O	P	
32	16	1	40	29	10	1	0
32	A	1	49	38	10	1	0
32	A	1	44	33	10	1	0
32	A	1	43	32	10	1	0
32	A	1	49	38	10	1	0
32	C	1	42	31	10	1	0
32	D	1	49	38	10	1	0
32	D	1	39	28	10	1	0
32	D	1	49	38	10	1	0
32	G	1	49	38	10	1	0
32	L	1	47	36	10	1	0
32	N	1	49	38	10	1	0
32	R	1	44	33	10	1	0
32	R	1	38	27	10	1	0
32	R	1	47	36	10	1	0
32	S	1	49	38	10	1	0
32	S	1	45	34	10	1	0
32	Y	1	47	36	10	1	0
32	Y	1	49	38	10	1	0
32	Y	1	47	36	10	1	0
32	a	1	49	38	10	1	0

Continued on next page...

Continued from previous page...

Mol	Chain	Residues	Atoms				AltConf
			Total	C	O	P	
32	a	1	49	38	10	1	0
32	a	1	44	33	10	1	0
32	a	1	43	32	10	1	0
32	c	1	42	31	10	1	0
32	d	1	49	38	10	1	0
32	d	1	39	28	10	1	0
32	d	1	49	38	10	1	0
32	g	1	49	38	10	1	0
32	l	1	47	36	10	1	0
32	n	1	49	38	10	1	0
32	r	1	44	33	10	1	0
32	r	1	38	27	10	1	0
32	r	1	47	36	10	1	0
32	s	1	49	38	10	1	0
32	s	1	45	34	10	1	0
32	y	1	47	36	10	1	0
32	y	1	49	38	10	1	0
32	y	1	47	36	10	1	0

- Molecule 33 is (3R,3'R,6S)-4,5-DIDEHYDRO-5,6-DIHYDRO-BETA,BETA-CAROTENE-3,3'-DIOL (CCD ID: LUT) (formula: $C_{40}H_{56}O_2$) (labeled as "Ligand of Interest" by depositor).

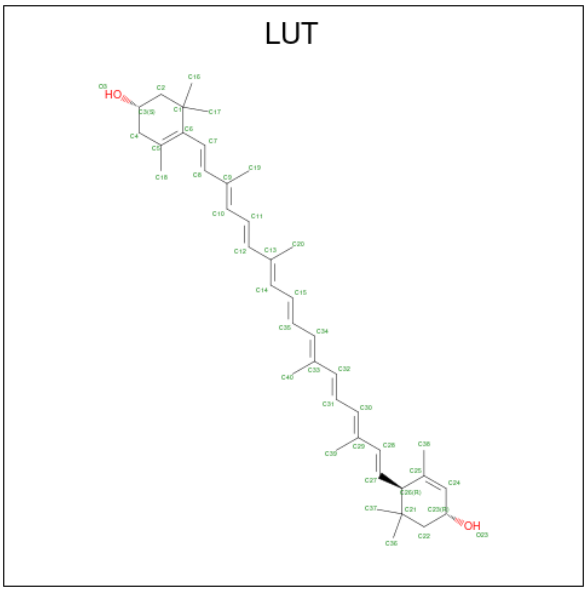

Mol	Chain	Residues	Atoms			AltConf
			Total	C	O	
33	1	1	42	40	2	0
			Total	C	O	
33	1	1	42	40	2	0
			Total	C	O	
33	2	1	42	40	2	0
			Total	C	O	
33	2	1	42	40	2	0
			Total	C	O	
33	3	1	42	40	2	0
			Total	C	O	
33	3	1	42	40	2	0
			Total	C	O	
33	4	1	42	40	2	0
			Total	C	O	
33	4	1	42	40	2	0
			Total	C	O	
33	5	1	42	40	2	0
			Total	C	O	
33	5	1	42	40	2	0
			Total	C	O	
33	6	1	42	40	2	0
			Total	C	O	
33	6	1	42	40	2	0
			Total	C	O	
33	11	1	42	40	2	0
			Total	C	O	
33	11	1	42	40	2	0

Continued on next page...

Continued from previous page...

Mol	Chain	Residues	Atoms			AltConf
			Total	C	O	
33	12	1	42	40	2	0
			Total	C	O	
33	12	1	42	40	2	0
			Total	C	O	
33	13	1	42	40	2	0
			Total	C	O	
33	13	1	42	40	2	0
			Total	C	O	
33	14	1	42	40	2	0
			Total	C	O	
33	14	1	42	40	2	0
			Total	C	O	
33	15	1	42	40	2	0
			Total	C	O	
33	15	1	42	40	2	0
			Total	C	O	
33	16	1	42	40	2	0
			Total	C	O	
33	16	1	42	40	2	0
			Total	C	O	
33	G	1	42	40	2	0
			Total	C	O	
33	G	1	42	40	2	0
			Total	C	O	
33	N	1	42	40	2	0
			Total	C	O	
33	N	1	42	40	2	0
			Total	C	O	
33	R	1	42	40	2	0
			Total	C	O	
33	S	1	42	40	2	0
			Total	C	O	
33	S	1	42	40	2	0
			Total	C	O	
33	Y	1	42	40	2	0
			Total	C	O	
33	Y	1	42	40	2	0
			Total	C	O	
33	g	1	42	40	2	0
			Total	C	O	
33	g	1	42	40	2	0

Continued on next page...

Continued from previous page...

Mol	Chain	Residues	Atoms			AltConf
			Total	C	O	
33	n	1	42	40	2	0
			Total	C	O	
33	n	1	42	40	2	0
			Total	C	O	
33	r	1	42	40	2	0
			Total	C	O	
33	s	1	42	40	2	0
			Total	C	O	
33	s	1	42	40	2	0
			Total	C	O	
33	y	1	42	40	2	0
			Total	C	O	
33	y	1	42	40	2	0

- Molecule 34 is (1R,3R)-6-{(3E,5E,7E,9E,11E,13E,15E,17E)-18-[(1S,4R,6R)-4-HYDROXY-2,2,6-TRIMETHYL-7-OXABICYCLO[4.1.0]HEPT-1-YL]-3,7,12,16-TETRAMETHYLOCTADECA-1,3,5,7,9,11,13,15,17-NONAENYLIDENE}-1,5,5-TRIMETHYLCYCLOHEXANE-1,3-DIOL (CCD ID: NEX) (formula: $C_{40}H_{56}O_4$).

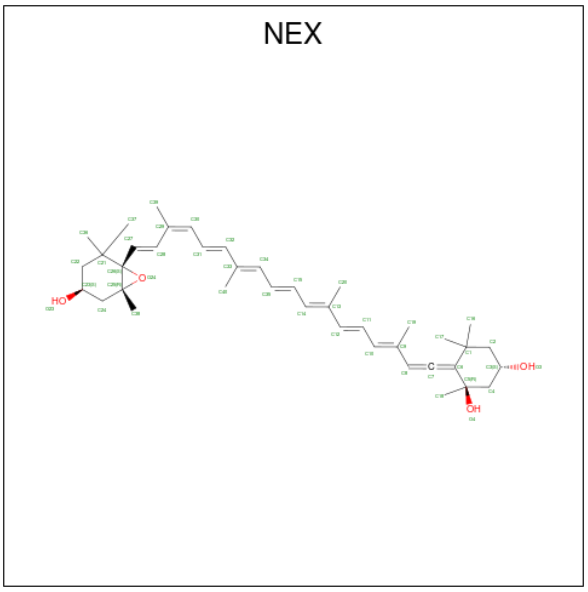

Mol	Chain	Residues	Atoms			AltConf
			Total	C	O	
34	1	1	16	14	2	0
			Total	C	O	
34	2	1	32	30	2	0
			Total	C	O	
34	3	1	44	40	4	0

Continued on next page...

Continued from previous page...

Mol	Chain	Residues	Atoms			AltConf
			Total	C	O	
34	4	1	16	14	2	0
34	5	1	32	30	2	0
34	6	1	44	40	4	0
34	11	1	16	14	2	0
34	12	1	27	25	2	0
34	13	1	44	40	4	0
34	14	1	16	14	2	0
34	15	1	27	25	2	0
34	16	1	44	40	4	0
34	G	1	43	39	4	0
34	N	1	44	40	4	0
34	R	1	44	40	4	0
34	S	1	44	40	4	0
34	Y	1	44	40	4	0
34	g	1	44	40	4	0
34	n	1	44	40	4	0
34	r	1	44	40	4	0
34	s	1	44	40	4	0
34	y	1	44	40	4	0

- Molecule 35 is (3S,5R,6S,3'S,5'R,6'S)-5,6,5',6'-DIEPOXY-5,6,5',6'- TETRAHYDRO-BETA ,BETA-CAROTENE-3,3'-DIOL (CCD ID: XAT) (formula: $C_{40}H_{56}O_4$) (labeled as "Ligand of Interest" by depositor).

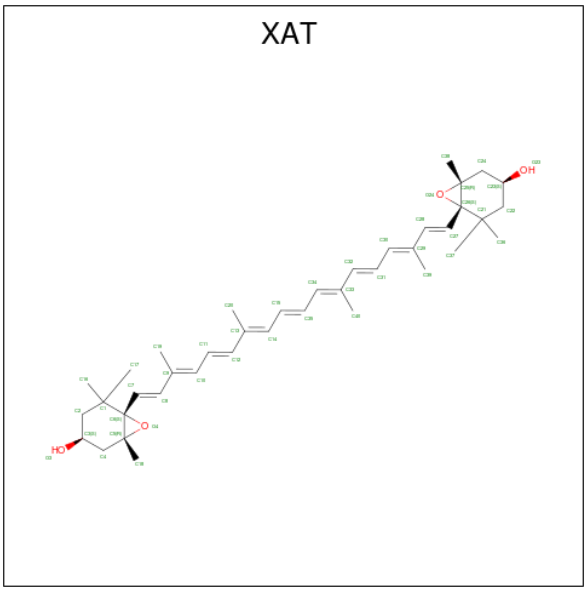

Mol	Chain	Residues	Atoms			AltConf
			Total	C	O	
35	3	1	44	40	4	0
35	6	1	44	40	4	0
35	11	1	44	40	4	0
35	14	1	44	40	4	0
35	G	1	44	40	4	0
35	R	1	44	40	4	0
35	g	1	44	40	4	0
35	r	1	44	40	4	0

- Molecule 36 is 1,2-DIACYL-GLYCEROL-3-SN-PHOSPHATE (CCD ID: 3PH) (formula: $C_{39}H_{77}O_8P$).

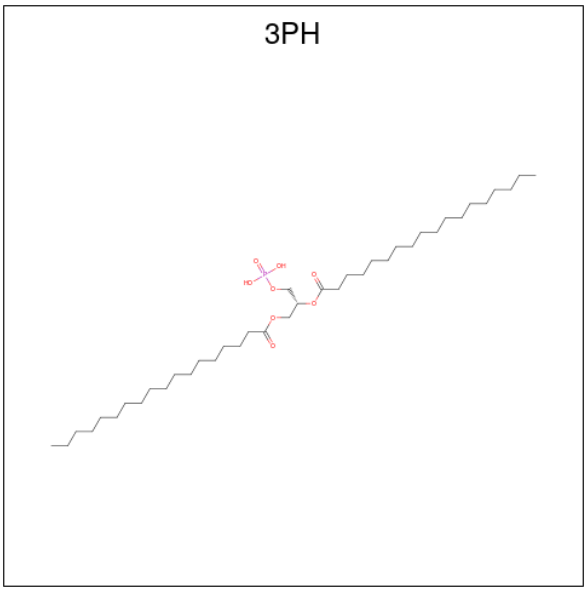

Mol	Chain	Residues	Atoms				AltConf
36	7	1	Total	C	O	P	0
			48	39	8	1	
36	8	1	Total	C	O	P	0
			48	39	8	1	
36	B	1	Total	C	O	P	0
			48	39	8	1	
36	B	1	Total	C	O	P	0
			38	29	8	1	
36	T	1	Total	C	O	P	0
			48	39	8	1	
36	b	1	Total	C	O	P	0
			39	30	8	1	

- Molecule 37 is CA-MN4-O5 CLUSTER (CCD ID: OEX) (formula: $CaMn_4O_5$).

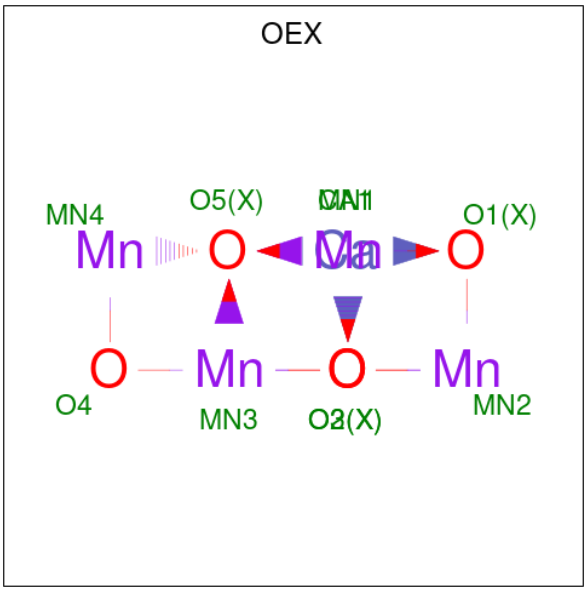

Mol	Chain	Residues	Atoms				AltConf
			Total	Ca	Mn	O	
37	A	1	10	1	4	5	0
37	a	1	10	1	4	5	0

- Molecule 38 is PHEOPHYTIN A (CCD ID: PHO) (formula: $C_{55}H_{74}N_4O_5$) (labeled as "Ligand of Interest" by depositor).

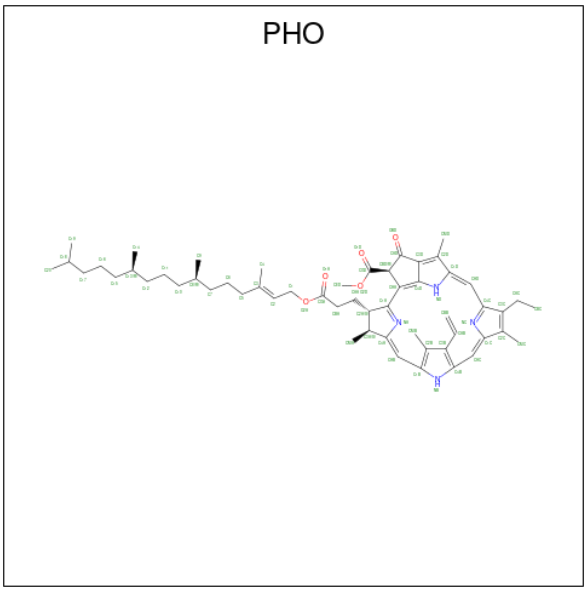

Mol	Chain	Residues	Atoms				AltConf
			Total	C	N	O	
38	A	1	64	55	4	5	0

Continued on next page...

Continued from previous page...

Mol	Chain	Residues	Atoms				AltConf
			Total	C	N	O	
38	D	1	64	55	4	5	0
38	a	1	64	55	4	5	0
38	a	1	64	55	4	5	0

- Molecule 39 is BETA-CAROTENE (CCD ID: BCR) (formula: $C_{40}H_{56}$) (labeled as "Ligand of Interest" by depositor).

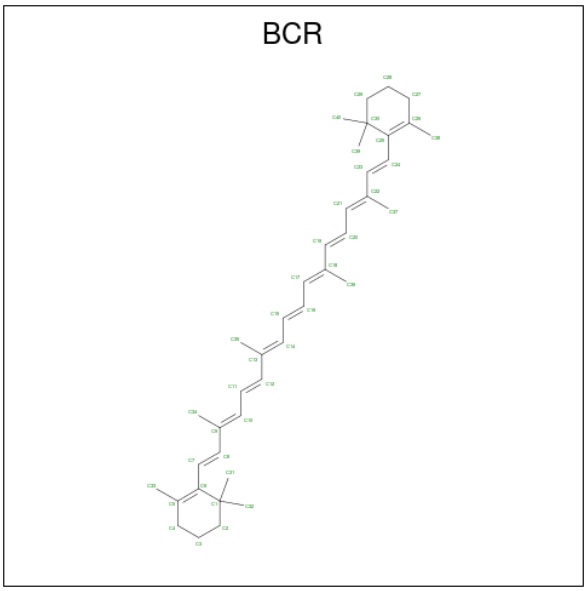

Mol	Chain	Residues	Atoms		AltConf
			Total	C	
39	A	1	40	40	0
39	B	1	40	40	0
39	B	1	40	40	0
39	B	1	40	40	0
39	C	1	40	40	0
39	C	1	40	40	0
39	C	1	40	40	0
39	D	1	40	40	0

Continued on next page...

Continued from previous page...

Mol	Chain	Residues	Atoms		AltConf
			Total	C	
39	H	1	40	40	0
			Total	C	
39	J	1	40	40	0
			Total	C	
39	a	1	40	40	0
			Total	C	
39	b	1	40	40	0
			Total	C	
39	b	1	40	40	0
			Total	C	
39	b	1	40	40	0
			Total	C	
39	c	1	40	40	0
			Total	C	
39	c	1	40	40	0
			Total	C	
39	c	1	40	40	0
			Total	C	
39	d	1	40	40	0
			Total	C	
39	h	1	40	40	0
			Total	C	
39	j	1	40	40	0

- Molecule 40 is 1,2-DI-O-ACYL-3-O-[6-DEOXY-6-SULFO-ALPHA-D-GLUCOPYRANOSYL]-SN-GLYCEROL (CCD ID: SQD) (formula: $C_{41}H_{78}O_{12}S$).

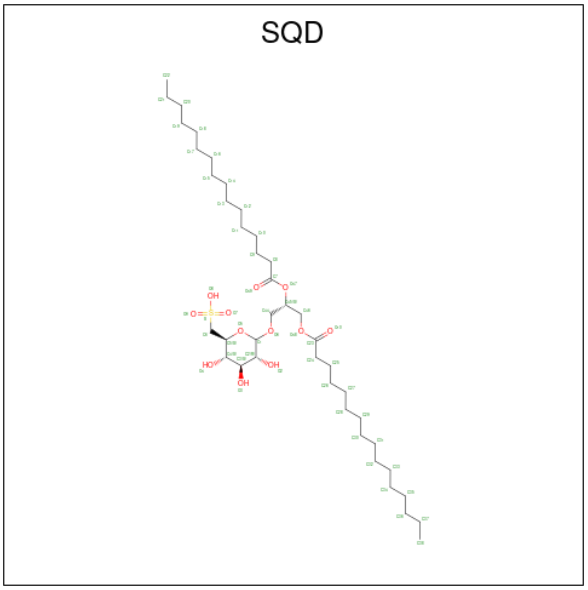

Mol	Chain	Residues	Atoms				AltConf
40	A	1	Total	C	O	S	0
			51	38	12	1	
40	D	1	Total	C	O	S	0
			54	41	12	1	
40	D	1	Total	C	O	S	0
			46	33	12	1	
40	L	1	Total	C	O	S	0
			50	37	12	1	
40	a	1	Total	C	O	S	0
			51	38	12	1	
40	d	1	Total	C	O	S	0
			54	41	12	1	
40	d	1	Total	C	O	S	0
			46	33	12	1	
40	l	1	Total	C	O	S	0
			50	37	12	1	

- Molecule 41 is 1,2-DISTEAROYL-MONOGALACTOSYL-DIGLYCERIDE (CCD ID: LMG) (formula: $C_{45}H_{86}O_{10}$).

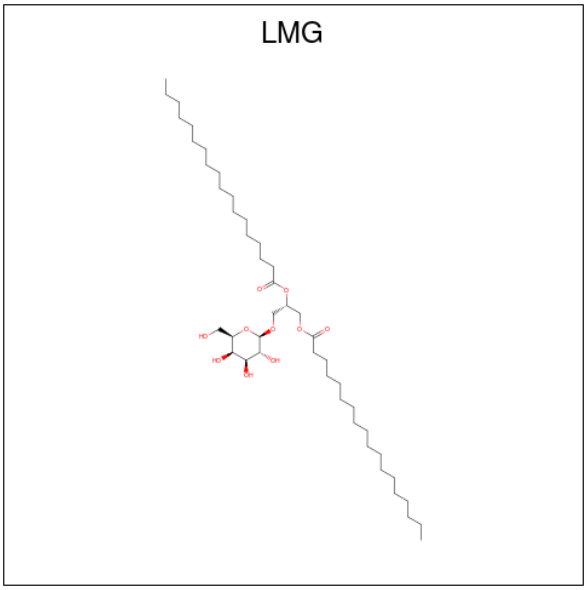

Mol	Chain	Residues	Atoms			AltConf
41	A	1	Total	C	O	0
			55	45	10	
41	B	1	Total	C	O	0
			49	39	10	
41	B	1	Total	C	O	0
			48	38	10	

Continued on next page...

Continued from previous page...

Mol	Chain	Residues	Atoms			AltConf
			Total	C	O	
41	C	1	47	37	10	0
41	C	1	55	45	10	0
41	D	1	44	34	10	0
41	D	1	48	38	10	0
41	H	1	35	30	5	0
41	J	1	51	41	10	0
41	K	1	51	41	10	0
41	S	1	42	32	10	0
41	b	1	49	39	10	0
41	b	1	46	36	10	0
41	c	1	47	37	10	0
41	c	1	55	45	10	0
41	d	1	44	34	10	0
41	d	1	35	30	5	0
41	d	1	48	38	10	0
41	j	1	51	41	10	0
41	s	1	42	32	10	0
41	v	1	51	41	10	0
41	w	1	55	45	10	0

- Molecule 42 is 2,3-DIMETHYL-5-(3,7,11,15,19,23,27,31,35-NONAMETHYL-2,6,10,14,18,22,26,30,34-HEXATRIACONTANONAENYL-2,5-CYCLOHEXADIENE-1,4-DIONE-2,3-DIMETHYL-5-SOLANESYL-1,4-BENZOQUINONE (CCD ID: PL9) (formula: $C_{53}H_{80}O_2$) (labeled as "Ligand of Interest" by depositor).

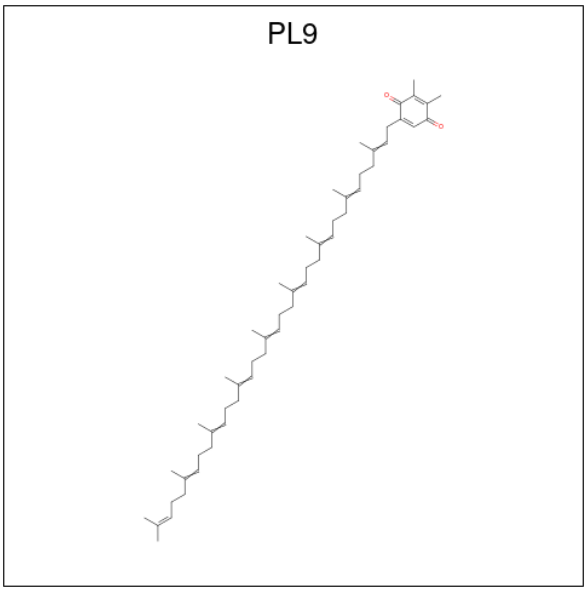

Mol	Chain	Residues	Atoms			AltConf
			Total	C	O	
42	A	1	55	53	2	0
42	D	1	55	53	2	0
42	a	1	55	53	2	0
42	d	1	55	53	2	0

- Molecule 43 is ALPHA-LINOLENIC ACID (CCD ID: LNL) (formula: $C_{18}H_{30}O_2$).

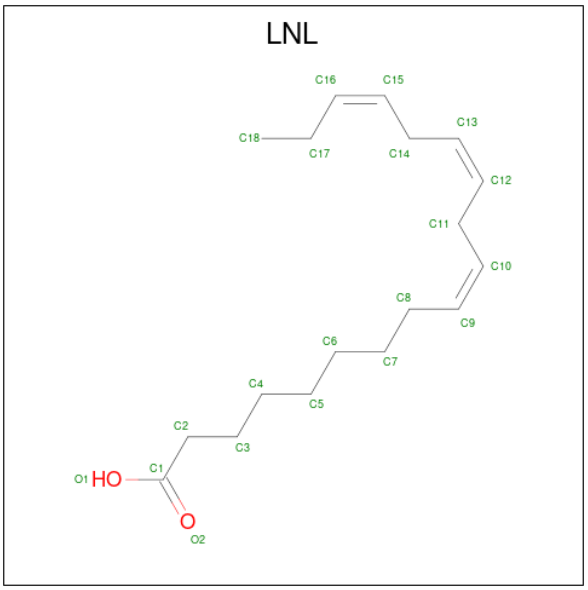

Mol	Chain	Residues	Atoms			AltConf
			Total	C	O	
43	A	1	20	18	2	0
43	C	1	20	18	2	0
43	C	1	20	18	2	0
43	H	1	20	18	2	0
43	I	1	20	18	2	0
43	R	1	20	18	2	0
43	W	1	20	18	2	0
43	W	1	20	18	2	0
43	X	1	20	18	2	0
43	Y	1	20	18	2	0
43	Y	1	20	18	2	0
43	a	1	20	18	2	0
43	c	1	20	18	2	0
43	c	1	20	18	2	0
43	h	1	20	18	2	0
43	i	1	20	18	2	0
43	r	1	20	18	2	0
43	w	1	20	18	2	0
43	x	1	20	18	2	0
43	y	1	20	18	2	0
43	y	1	20	18	2	0
43	y	1	20	18	2	0

- Molecule 44 is STEARIC ACID (CCD ID: STE) (formula: $C_{18}H_{36}O_2$).

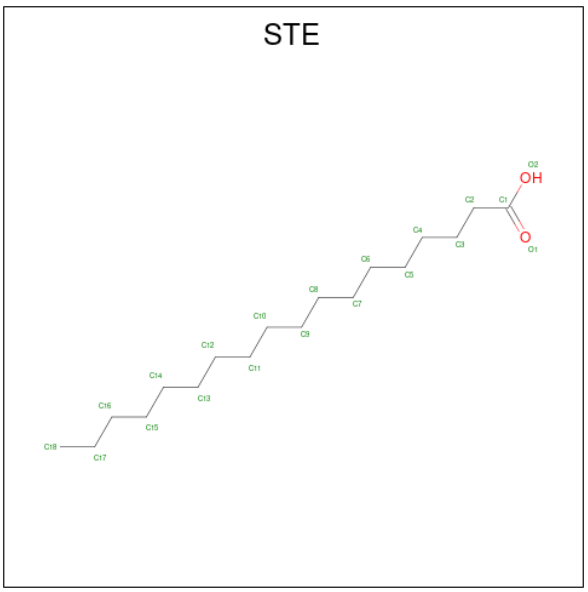

Mol	Chain	Residues	Atoms			AltConf
			Total	C	O	
44	B	1	20	18	2	0
44	b	1	20	18	2	0

- Molecule 45 is CHLORIDE ION (CCD ID: CL) (formula: Cl).

Mol	Chain	Residues	Atoms		AltConf
			Total	Cl	
45	C	1	1	1	0
45	c	1	1	1	0

- Molecule 46 is DIGALACTOSYL DIACYL GLYCEROL (DGDG) (CCD ID: DGD) (formula: $C_{51}H_{96}O_{15}$).

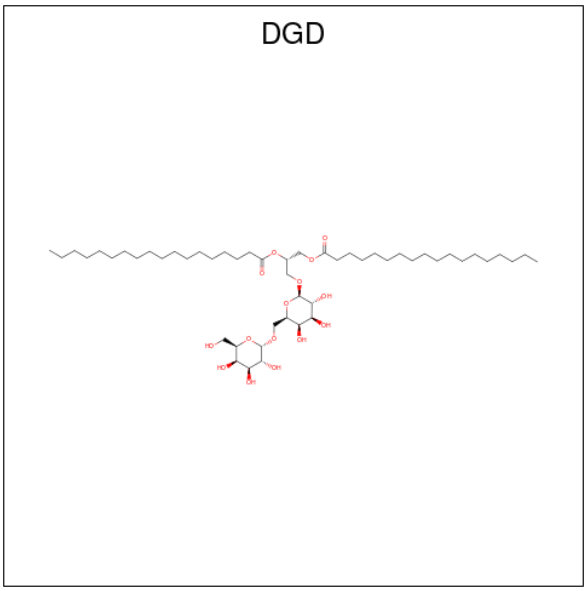

Mol	Chain	Residues	Atoms			AltConf
			Total	C	O	
46	C	1	66	51	15	0
46	C	1	58	43	15	0
46	C	1	59	44	15	0
46	W	1	46	36	10	0
46	c	1	66	51	15	0
46	c	1	58	43	15	0
46	c	1	59	44	15	0
46	w	1	40	30	10	0

- Molecule 47 is FE (II) ION (CCD ID: FE2) (formula: Fe) (labeled as "Ligand of Interest" by depositor).

Mol	Chain	Residues	Atoms		AltConf
			Total	Fe	
47	D	1	1	1	0
47	d	1	1	1	0

- Molecule 48 is BICARBONATE ION (CCD ID: BCT) (formula: CHO_3).

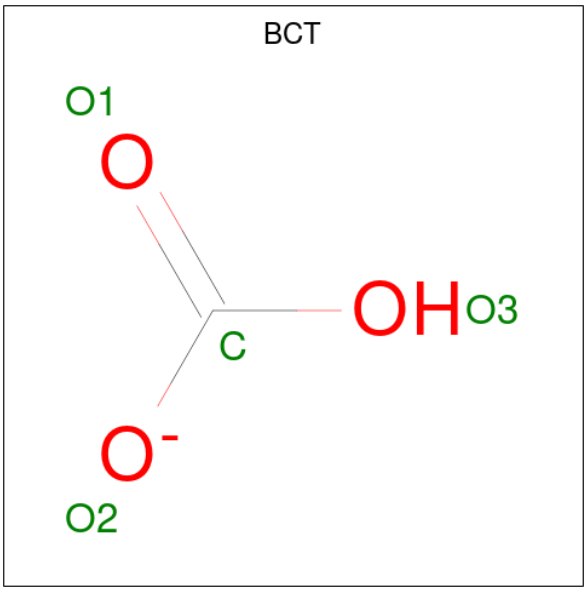

Mol	Chain	Residues	Atoms				AltConf
48	D	1	Total	C	O		0
			4	1	3		
48	d	1	Total	C	O		0
			4	1	3		

- Molecule 49 is PROTOPORPHYRIN IX CONTAINING FE (CCD ID: HEM) (formula: $C_{34}H_{32}FeN_4O_4$) (labeled as "Ligand of Interest" by depositor).

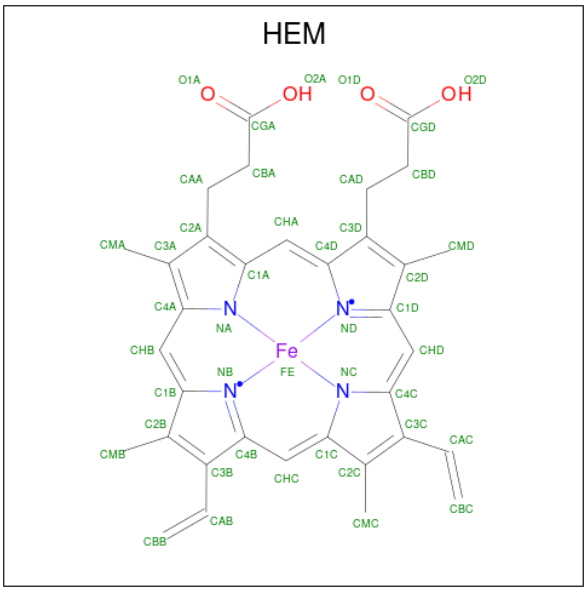

Mol	Chain	Residues	Atoms					AltConf
49	F	1	Total	C	Fe	N	O	0
			43	34	1	4	4	

Continued on next page...

Continued from previous page...

Mol	Chain	Residues	Atoms					AltConf
			Total	C	Fe	N	O	
49	f	1	43	34	1	4	4	0

- Molecule 50 is PALMITOLEIC ACID (CCD ID: PAM) (formula: $C_{16}H_{30}O_2$).

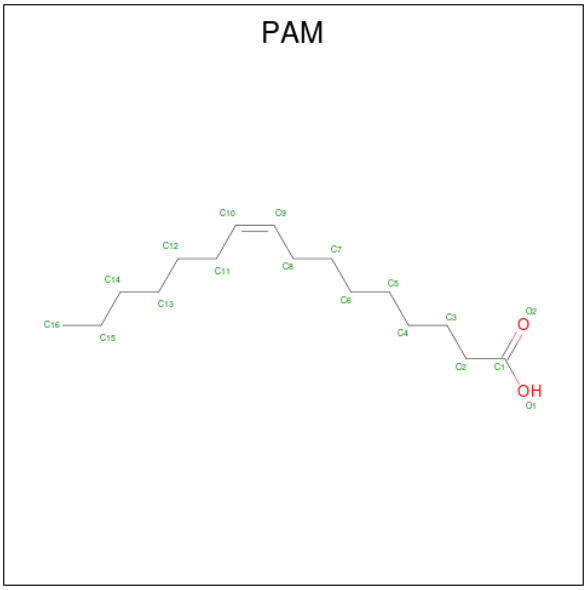

Mol	Chain	Residues	Atoms			AltConf
			Total	C	O	
50	N	1	18	16	2	0
			Total	C	O	
50	n	1	18	16	2	0

3 Residue-property plots (i)

These plots are drawn for all protein, RNA, DNA and oligosaccharide chains in the entry. The first graphic for a chain summarises the proportions of the various outlier classes displayed in the second graphic. The second graphic shows the sequence view annotated by issues in geometry and atom inclusion in map density. Residues are color-coded according to the number of geometric quality criteria for which they contain at least one outlier: green = 0, yellow = 1, orange = 2 and red = 3 or more. A red diamond above a residue indicates a poor fit to the EM map for this residue (all-atom inclusion < 40%). Stretches of 2 or more consecutive residues without any outlier are shown as a green connector. Residues present in the sample, but not in the model, are shown in grey.

• Molecule 1: Chlorophyll a-b binding protein Lhcbm-I

Chain 1:

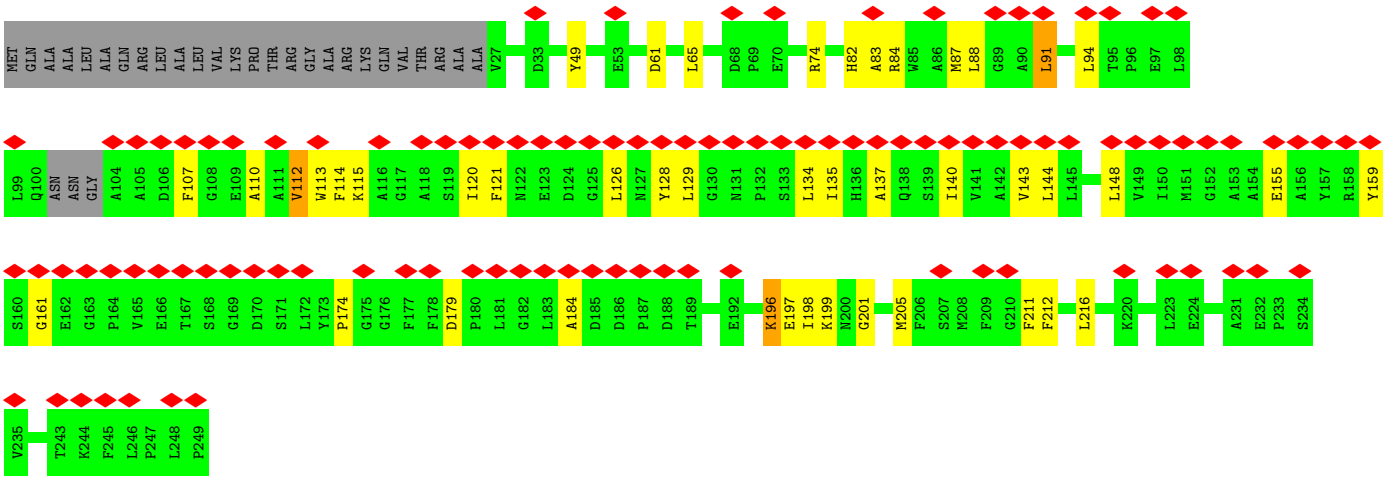

• Molecule 1: Chlorophyll a-b binding protein Lhcbm-I

Chain 4:

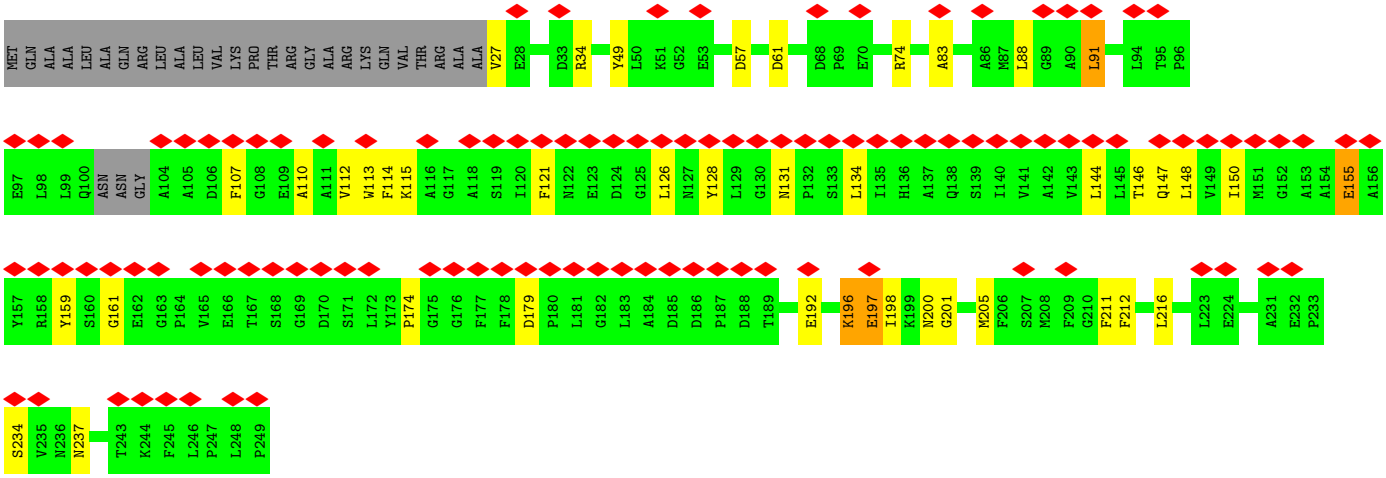

• Molecule 1: Chlorophyll a-b binding protein Lhcbm-I

Chain 11:

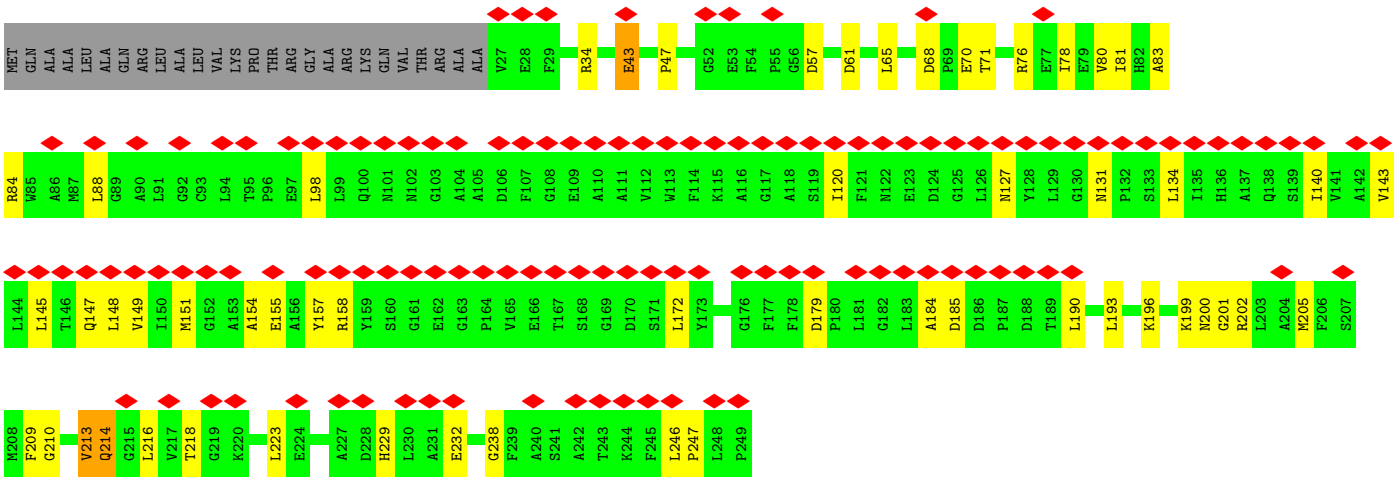

• Molecule 1: Chlorophyll a-b binding protein Lhcbm-I

Chain 14:

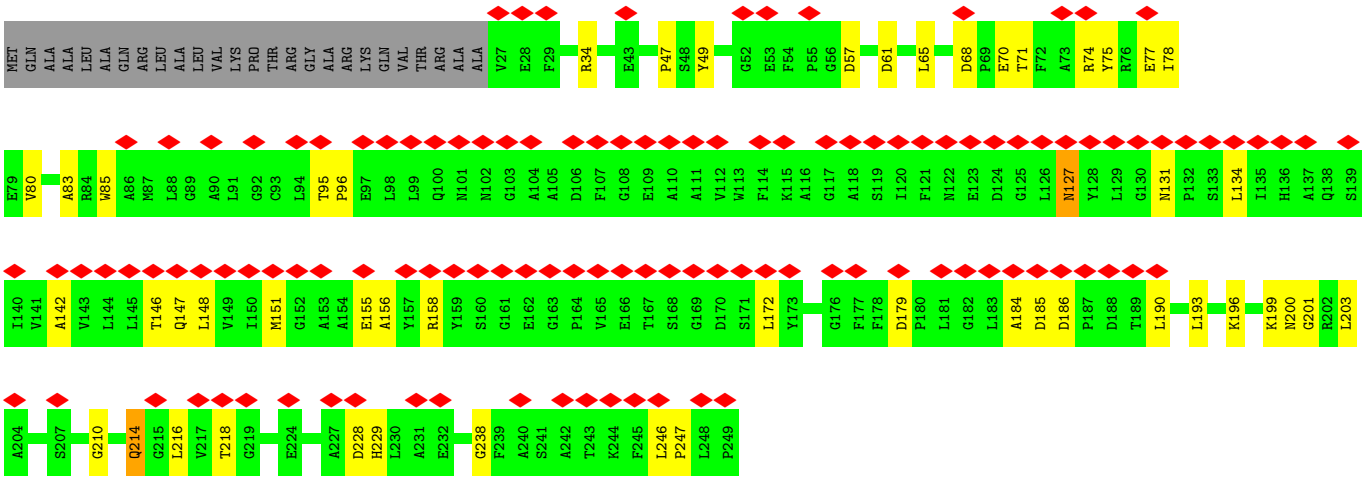

• Molecule 1: Chlorophyll a-b binding protein Lhcbm-I

Chain G:

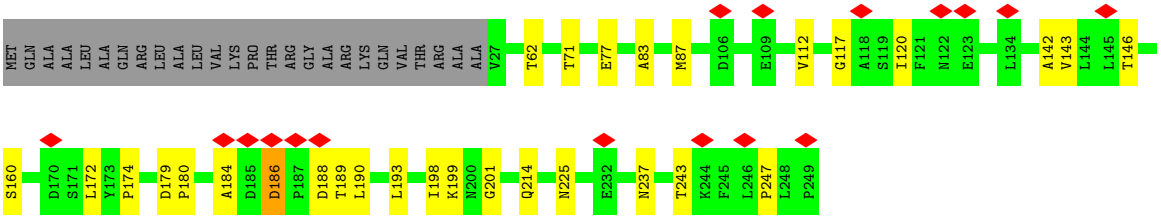

• Molecule 1: Chlorophyll a-b binding protein Lhcbm-I

Chain g:

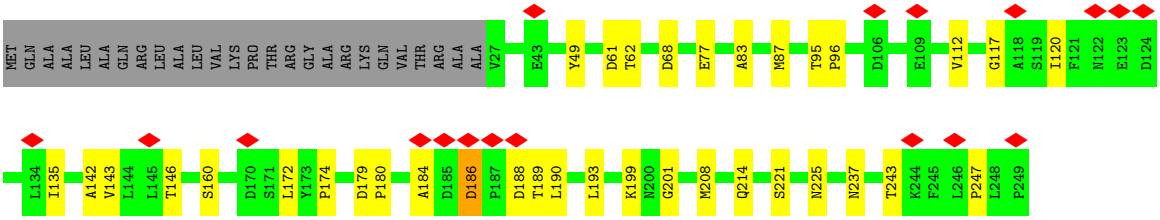

• Molecule 2: Chlorophyll a-b binding protein, chloroplastic

Chain 2:

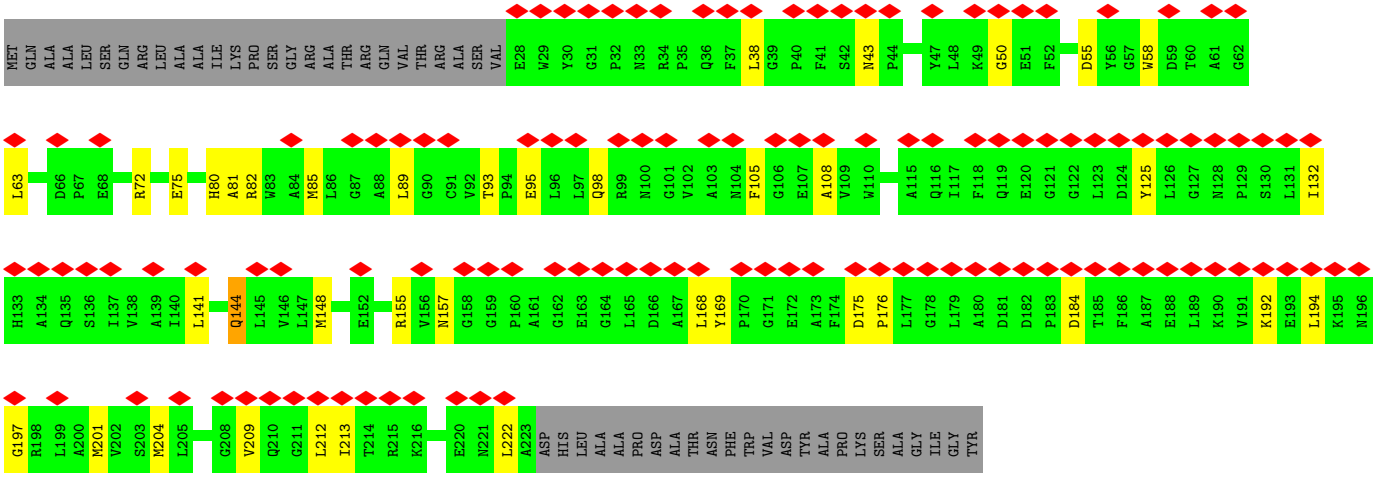

• Molecule 2: Chlorophyll a-b binding protein, chloroplastic

Chain 5:

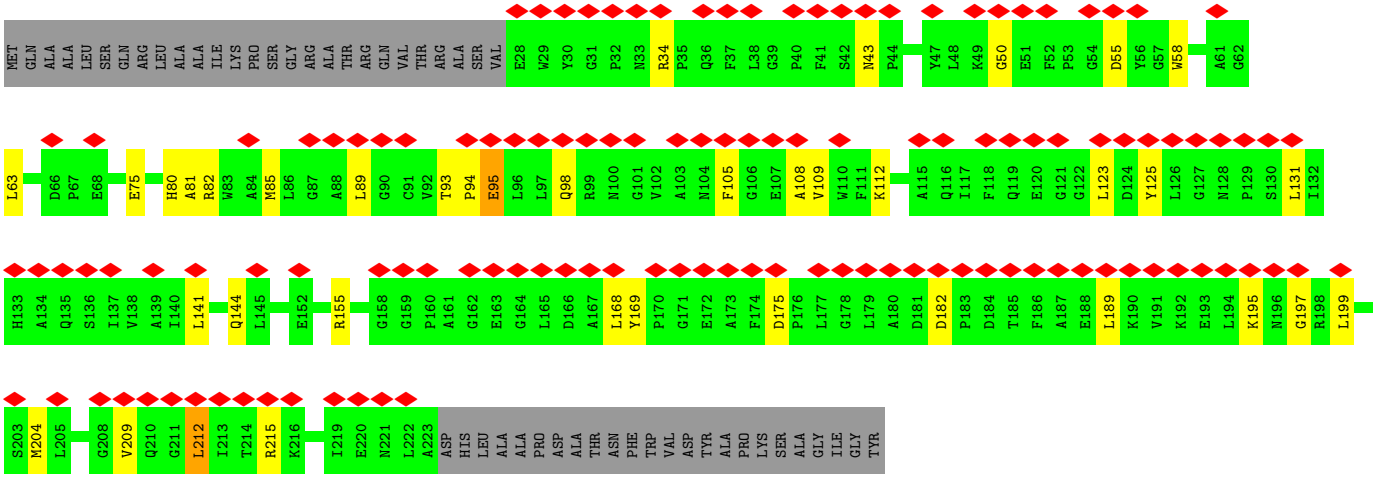

• Molecule 2: Chlorophyll a-b binding protein, chloroplastic

Chain 12:

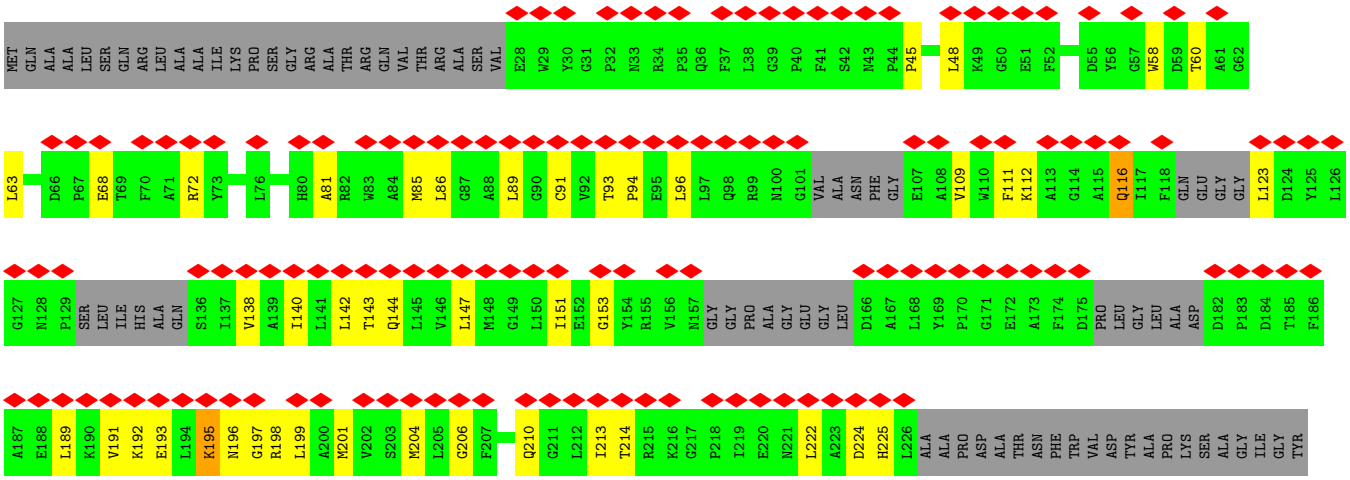

• Molecule 2: Chlorophyll a-b binding protein, chloroplastic

Chain 15:

• Molecule 2: Chlorophyll a-b binding protein, chloroplastic

Chain N:

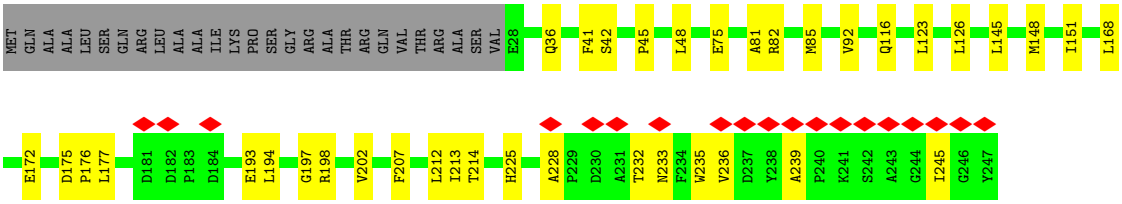

• Molecule 2: Chlorophyll a-b binding protein, chloroplastic

Chain n:

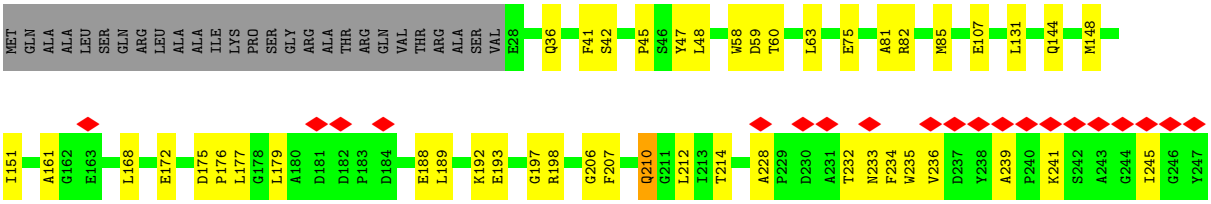

• Molecule 3: Chlorophyll a-b binding protein, chloroplastic

Chain 3:

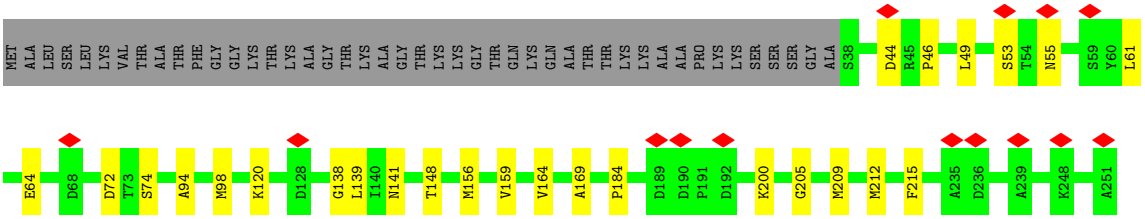

• Molecule 3: Chlorophyll a-b binding protein, chloroplastic

Chain 6:

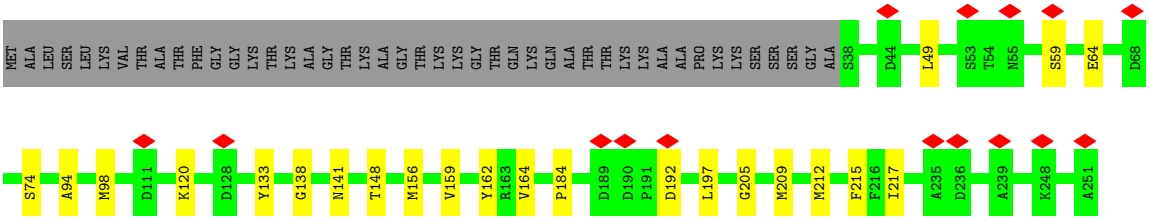

• Molecule 4: Chloroplast photosystem II 10 kDa protein

Chain 7:

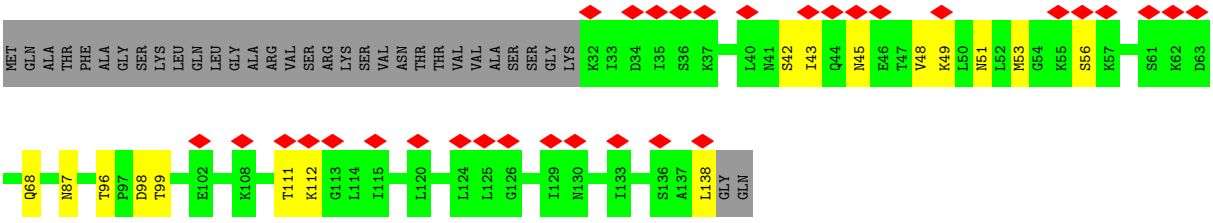

• Molecule 4: Chloroplast photosystem II 10 kDa protein

Chain 8:

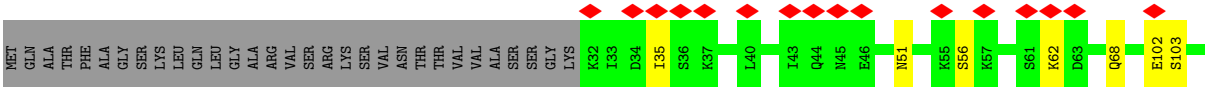

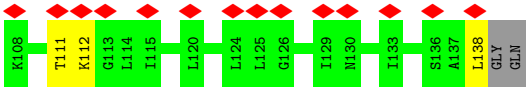

• Molecule 5: Chlorophyll a-b binding protein, chloroplastic

Chain 13:

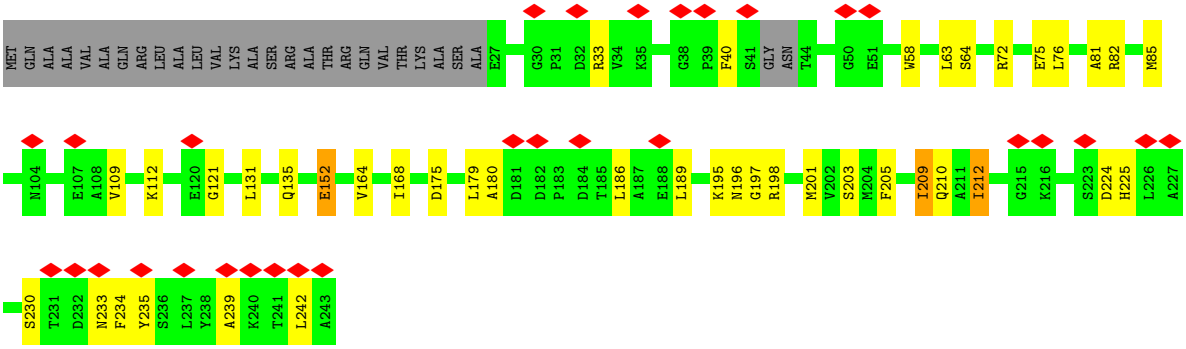

• Molecule 5: Chlorophyll a-b binding protein, chloroplastic

Chain 16:

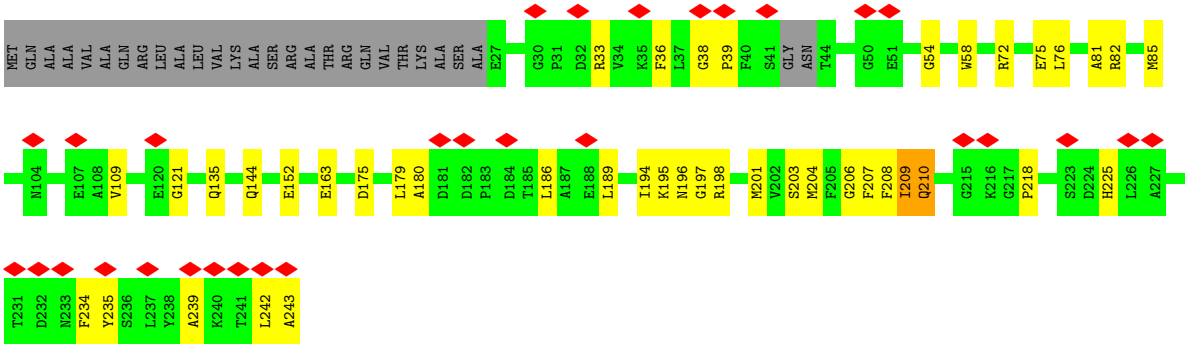

• Molecule 6: Photosystem II protein D1

Chain A:

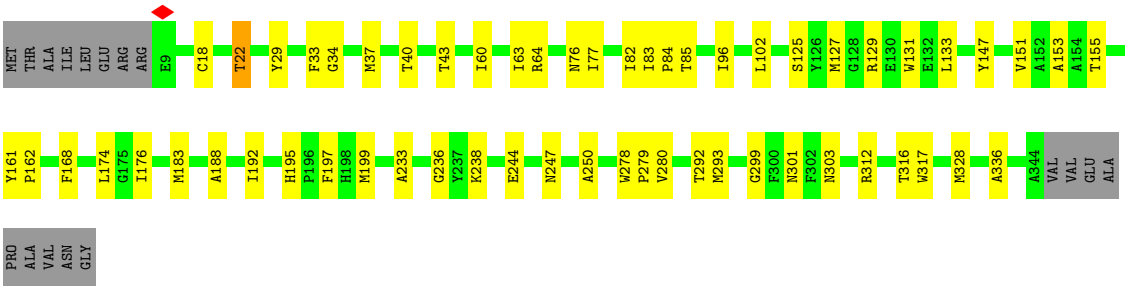

• Molecule 6: Photosystem II protein D1

Chain a:

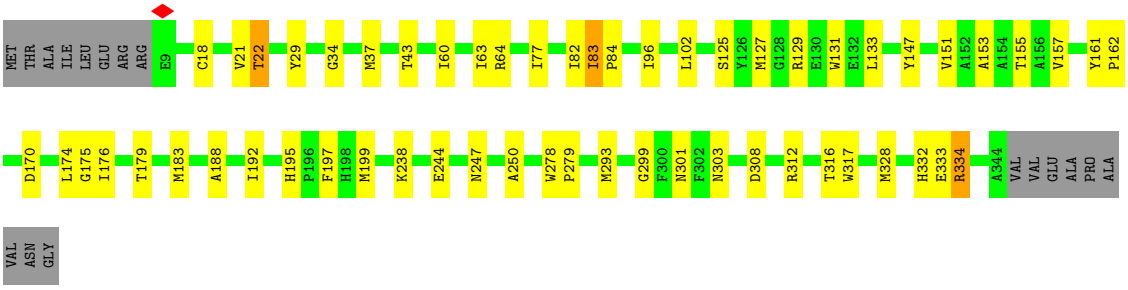

• Molecule 7: Photosystem II CP47 reaction center protein

Chain B:

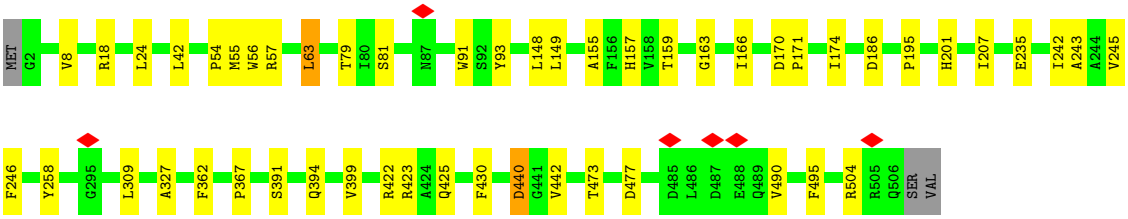

• Molecule 7: Photosystem II CP47 reaction center protein

Chain b:

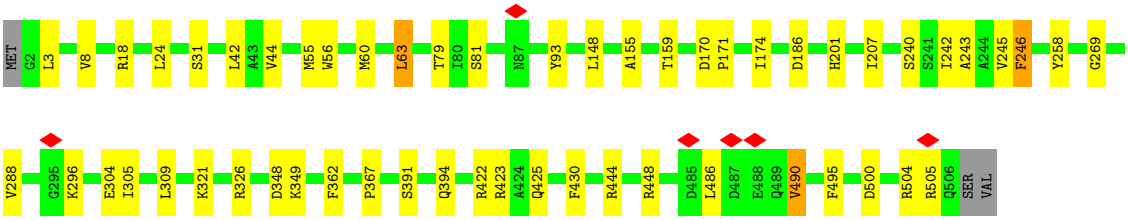

• Molecule 8: Photosystem II CP43 reaction center protein

Chain C:

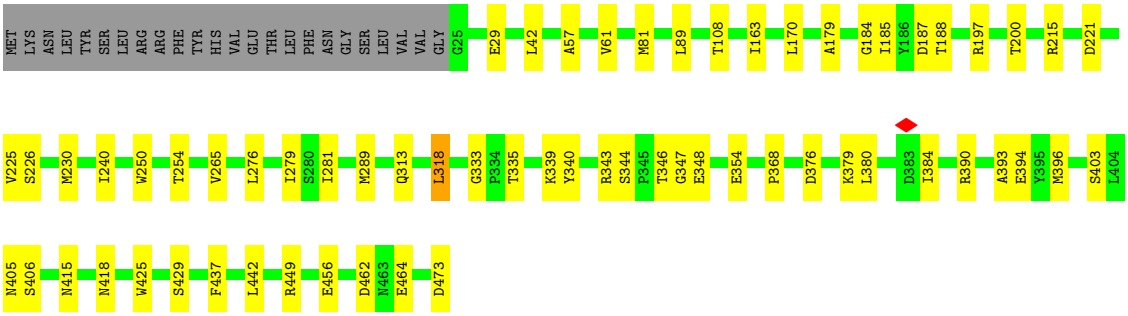

• Molecule 8: Photosystem II CP43 reaction center protein

Chain c:

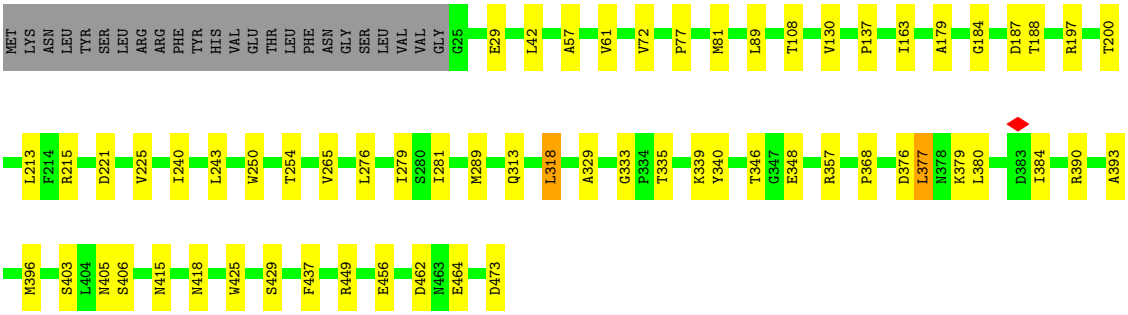

- Molecule 9: Photosystem II D2 protein

Chain D:

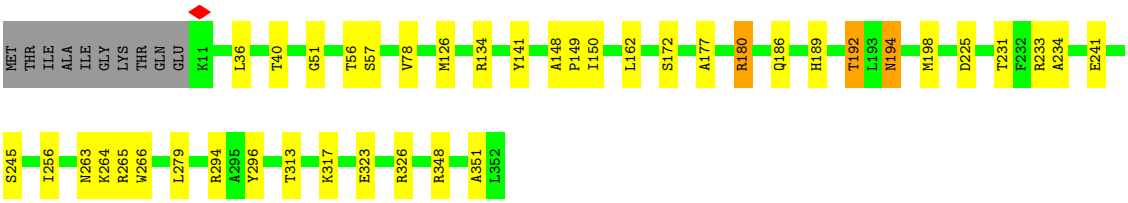

- Molecule 9: Photosystem II D2 protein

Chain d:

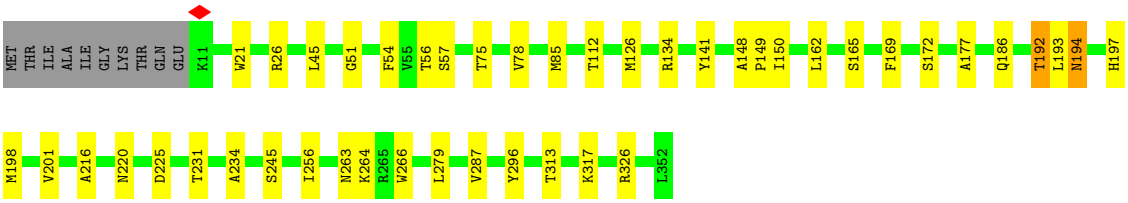

- Molecule 10: Cytochrome b559 subunit alpha

Chain E:

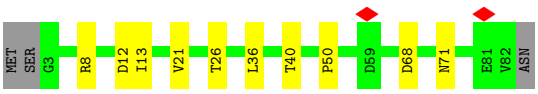

- Molecule 10: Cytochrome b559 subunit alpha

Chain e:

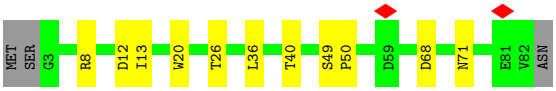

- Molecule 11: Cytochrome b559 subunit beta

Chain F:

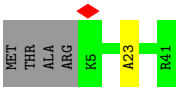

• Molecule 11: Cytochrome b559 subunit beta

Chain f:

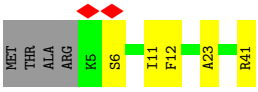

• Molecule 12: Photosystem II reaction center protein H

Chain H:

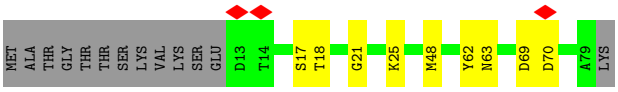

• Molecule 12: Photosystem II reaction center protein H

Chain h:

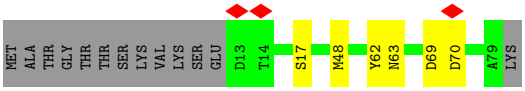

• Molecule 13: Photosystem II reaction center protein I

Chain I:

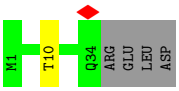

• Molecule 13: Photosystem II reaction center protein I

Chain i:

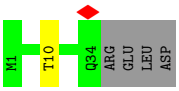

• Molecule 14: Photosystem II reaction center protein J

Chain J:

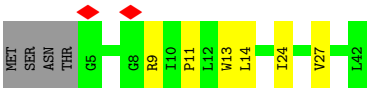

• Molecule 14: Photosystem II reaction center protein J

Chain j:

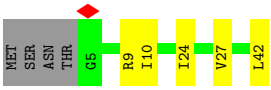

• Molecule 15: Photosystem II reaction center protein K

Chain K:

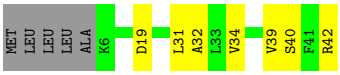

• Molecule 15: Photosystem II reaction center protein K

Chain k:

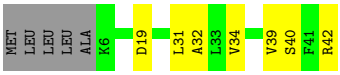

• Molecule 16: Photosystem II reaction center protein L

Chain L:

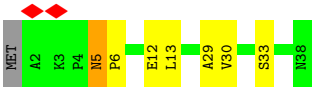

• Molecule 16: Photosystem II reaction center protein L

Chain l:

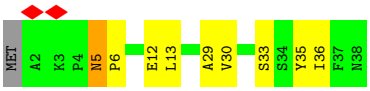

• Molecule 17: Photosystem II reaction center protein M

Chain M:

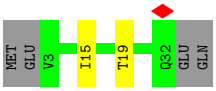

• Molecule 17: Photosystem II reaction center protein M

Chain m:

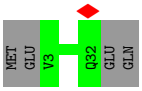

• Molecule 18: Chloroplast oxygen-evolving enhancer protein 1b (PsbO)

Chain O:

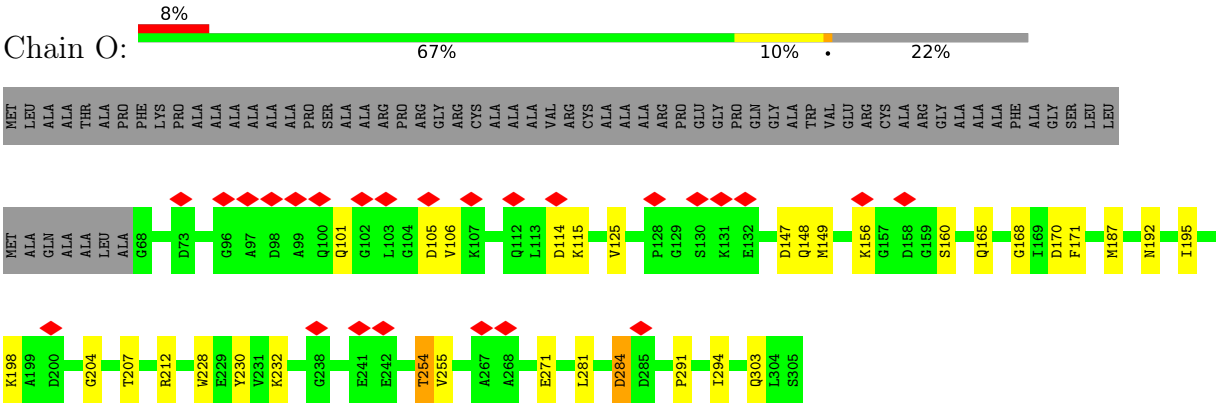

• Molecule 18: Chloroplast oxygen-evolving enhancer protein 1b (PsbO)

Chain o:

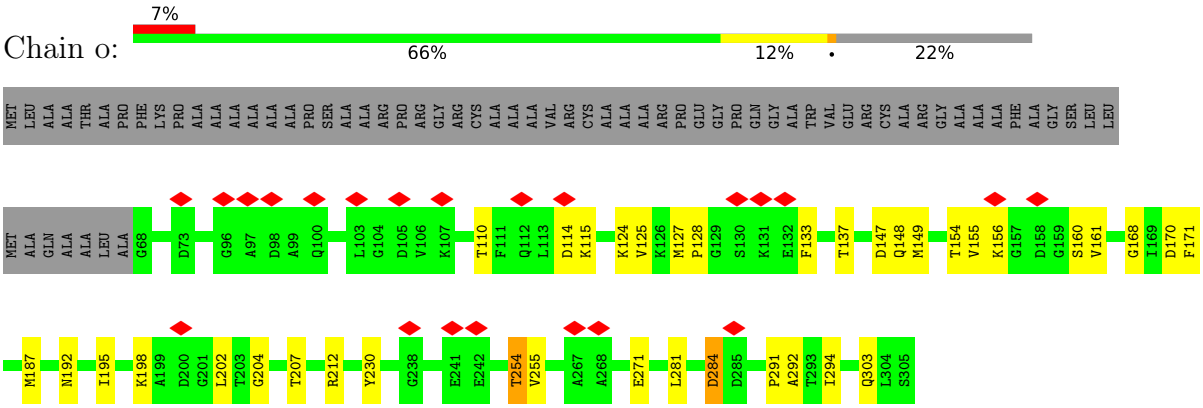

• Molecule 19: PWWP domain-containing protein

Chain P:

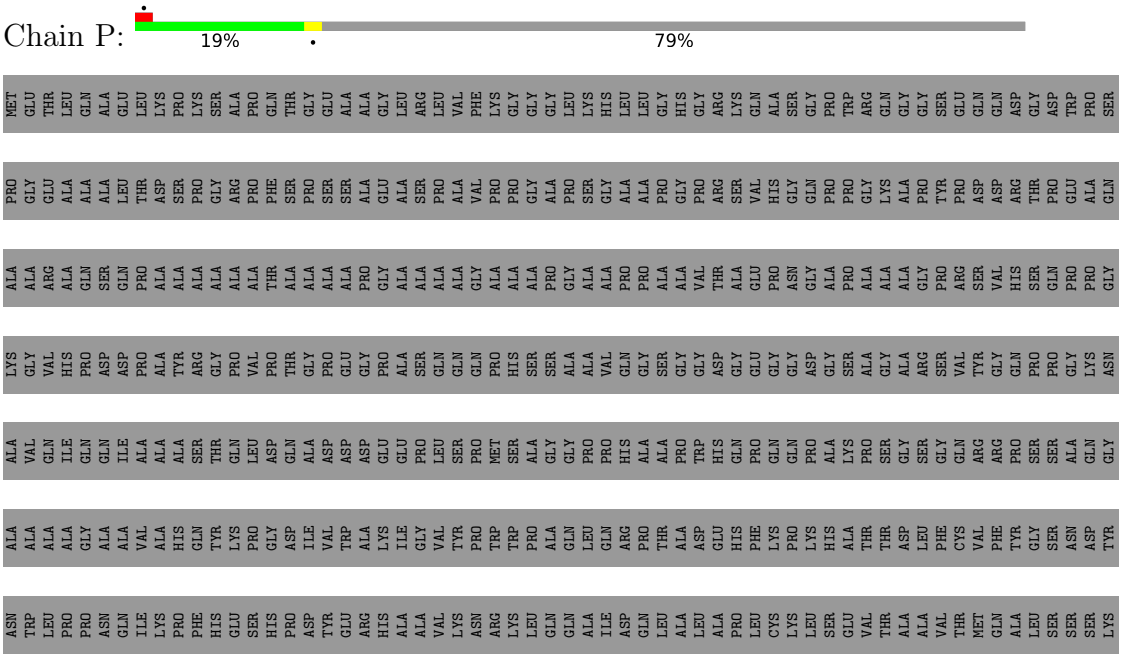



- Molecule 19: PWWP domain-containing protein

Chain p:

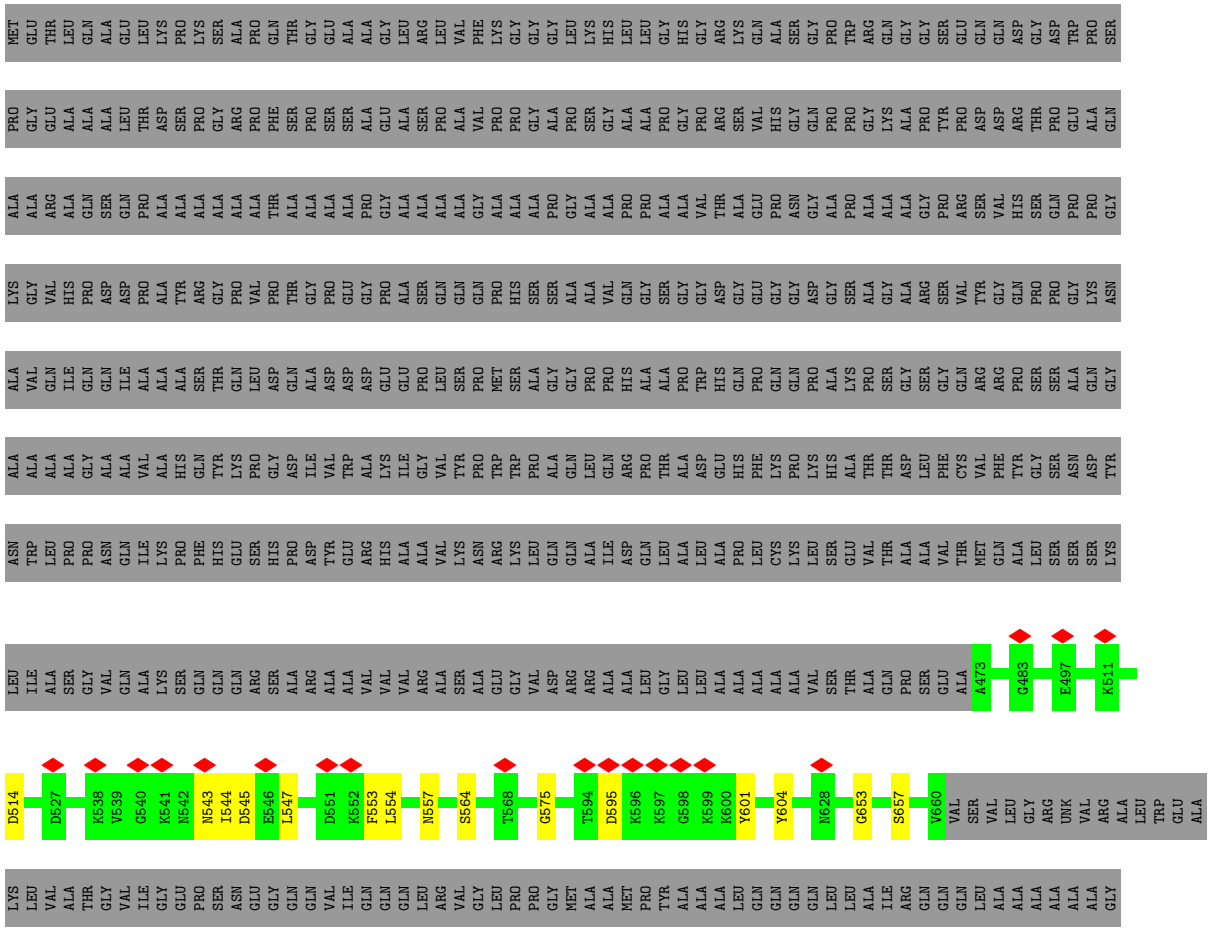



• Molecule 20: Chloroplast oxygen-evolving enhancer protein 3

Chain Q:

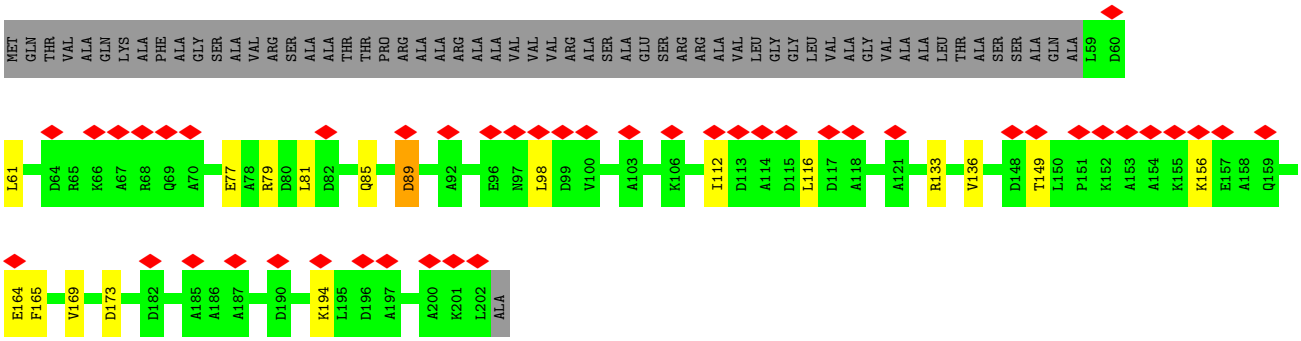

• Molecule 20: Chloroplast oxygen-evolving enhancer protein 3

Chain q:

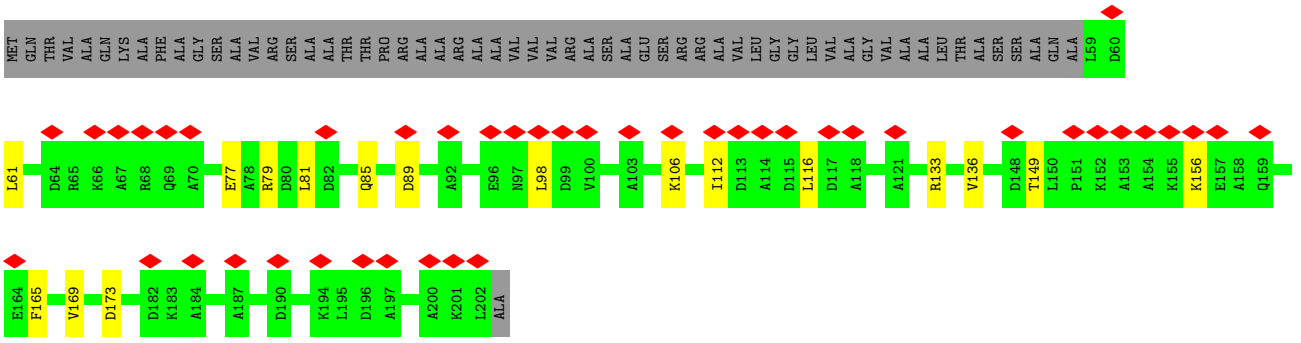

• Molecule 21: Chlorophyll a-b binding protein, chloroplastic

Chain R:

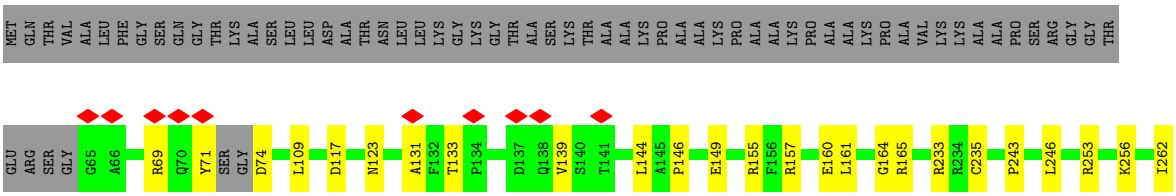

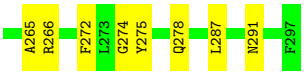

• Molecule 21: Chlorophyll a-b binding protein, chloroplastic

Chain r:

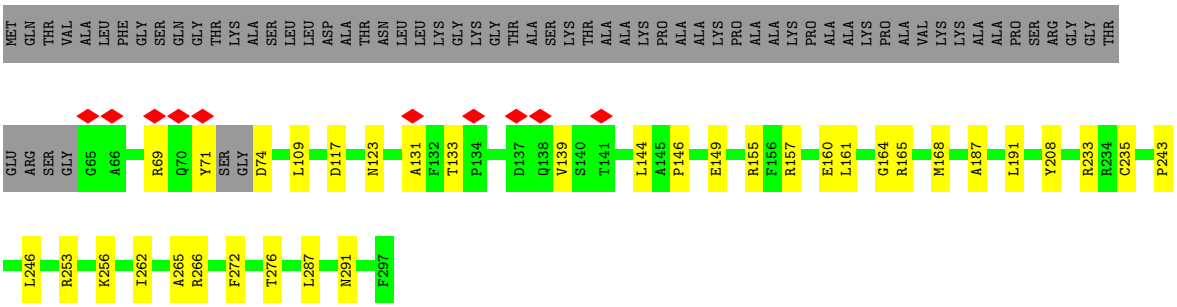

• Molecule 22: Chlorophyll a-b binding protein, chloroplastic

Chain S:

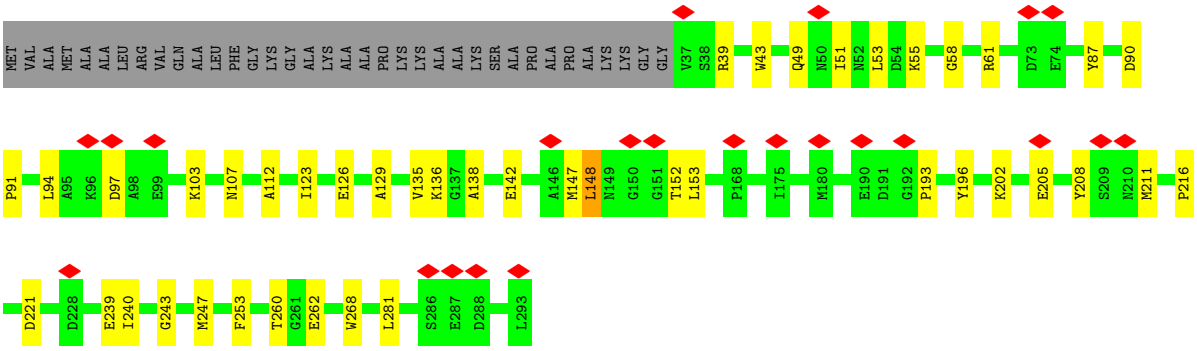

• Molecule 22: Chlorophyll a-b binding protein, chloroplastic

Chain s:

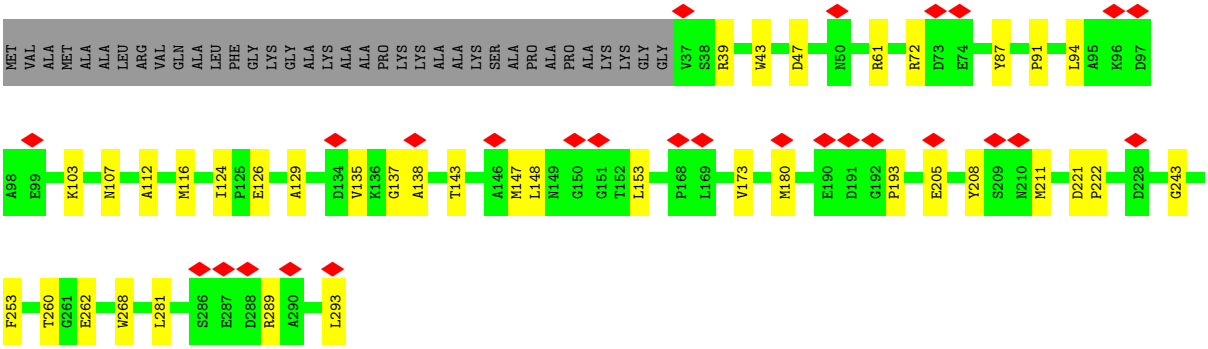

• Molecule 23: Photosystem II reaction center protein T

Chain T:

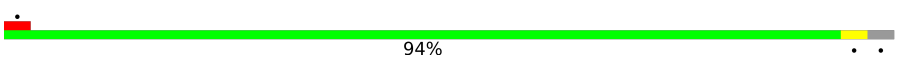

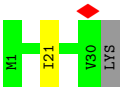

• Molecule 23: Photosystem II reaction center protein T

Chain t:

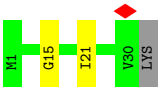

• Molecule 24: Chloroplast PsbY

Chain U:

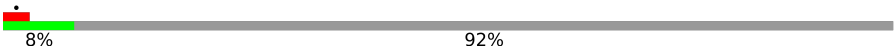

• Molecule 24: Chloroplast PsbY

Chain u:

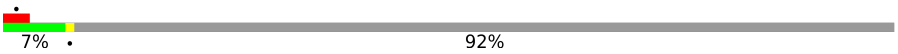



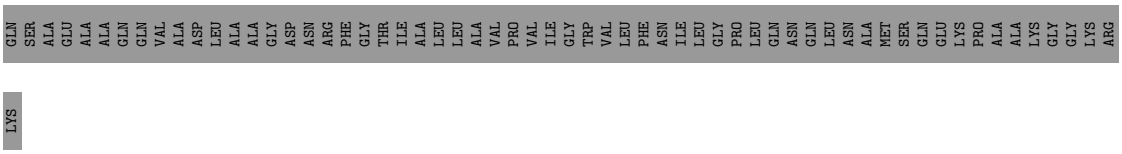

• Molecule 25: Photosystem II reaction center protein Psb30

Chain V:

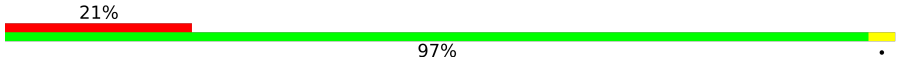

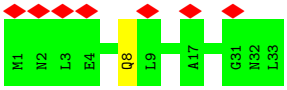

• Molecule 25: Photosystem II reaction center protein Psb30

Chain v:

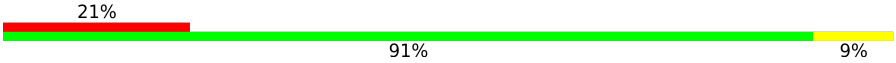

• Molecule 26: PSII 6.1 kDa protein

Chain W:



• Molecule 26: PSII 6.1 kDa protein

Chain w:



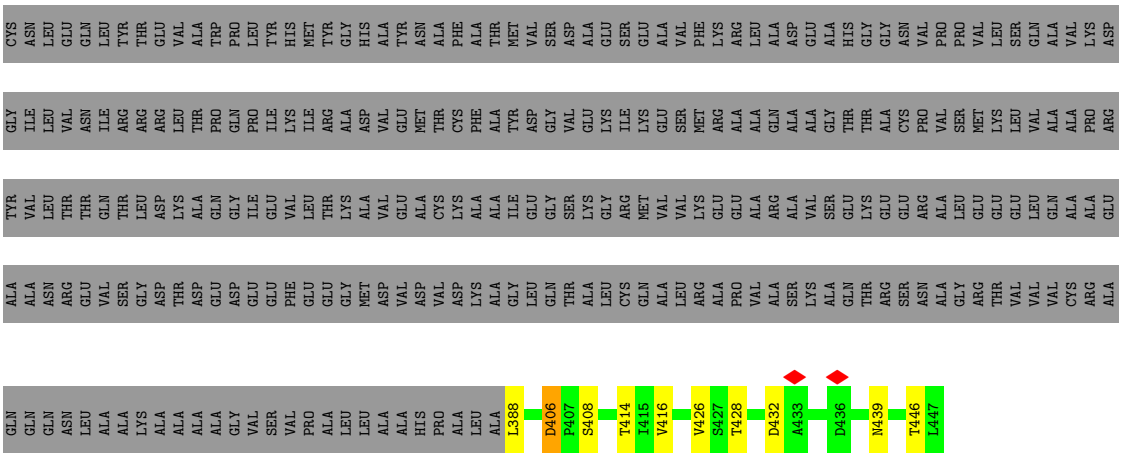

• Molecule 27: Photosystem II reaction center protein X (PsbX)

Chain X: 34% 62%



• Molecule 27: Photosystem II reaction center protein X (PsbX)

Chain x: 33% 5% 62%



• Molecule 28: Chlorophyll a-b binding protein, chloroplastic

Chain Y: 77% 9% 13%



• Molecule 28: Chlorophyll a-b binding protein, chloroplastic

Chain y: 75% 12% 13%

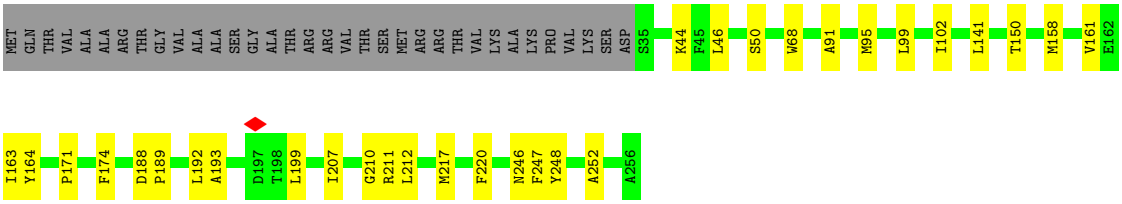

• Molecule 29: Photosystem II reaction center protein Z

Chain Z:

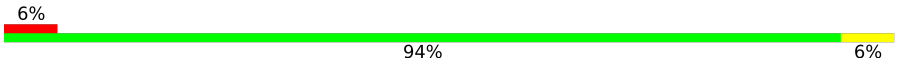

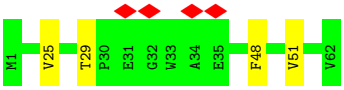

• Molecule 29: Photosystem II reaction center protein Z

Chain z:

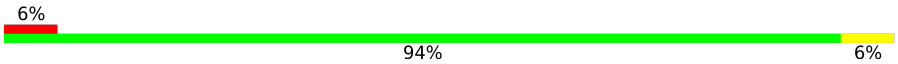

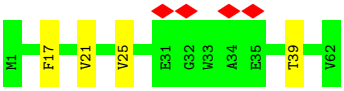

4 Experimental information (i)

Property	Value	Source
EM reconstruction method	SINGLE PARTICLE	Depositor
Imposed symmetry	POINT, C2	Depositor
Number of particles used	225372	Depositor
Resolution determination method	FSC 0.143 CUT-OFF	Depositor
CTF correction method	PHASE FLIPPING AND AMPLITUDE CORRECTION	Depositor
Microscope	TFS GLACIOS	Depositor
Voltage (kV)	200	Depositor
Electron dose ($e^-/Å^2$)	90	Depositor
Minimum defocus (nm)	500	Depositor
Maximum defocus (nm)	2000	Depositor
Magnification	Not provided	
Image detector	FEI FALCON IV (4k x 4k)	Depositor
Maximum map value	1.292	Depositor
Minimum map value	-0.740	Depositor
Average map value	0.001	Depositor
Map value standard deviation	0.042	Depositor
Recommended contour level	0.2	Depositor
Map size (Å)	454.56, 454.56, 454.56	wwPDB
Map dimensions	480, 480, 480	wwPDB
Map angles (°)	90.0, 90.0, 90.0	wwPDB
Pixel spacing (Å)	0.94699997, 0.94699997, 0.94699997	Depositor

5 Model quality (i)

5.1 Standard geometry (i)

Bond lengths and bond angles in the following residue types are not validated in this section: HEM, PAM, CL, LNL, CLA, BCR, DGD, PL9, LHG, LUT, PHO, CHL, BCT, LMG, OEX, 3PH, NEX, STE, SQD, XAT, FE2

The Z score for a bond length (or angle) is the number of standard deviations the observed value is removed from the expected value. A bond length (or angle) with $|Z| > 5$ is considered an outlier worth inspection. RMSZ is the root-mean-square of all Z scores of the bond lengths (or angles).

Mol	Chain	Bond lengths		Bond angles	
		RMSZ	#|Z| >5	RMSZ	#|Z| >5
1	1	0.35	2/1720 (0.1%)	0.31	0/2339
1	11	0.54	5/1741 (0.3%)	0.30	0/2369
1	14	0.69	5/1741 (0.3%)	0.38	2/2369 (0.1%)
1	4	0.37	3/1720 (0.2%)	0.33	1/2339 (0.0%)
1	G	0.13	0/1741	0.25	0/2369
1	g	0.12	0/1741	0.24	0/2369
2	12	0.61	3/1362 (0.2%)	0.44	2/1844 (0.1%)
2	15	0.36	3/1362 (0.2%)	0.34	0/1844
2	2	0.15	0/1536	0.33	0/2088
2	5	0.15	0/1536	0.29	0/2088
2	N	0.14	0/1727	0.26	0/2352
2	n	0.14	0/1727	0.33	1/2352 (0.0%)
3	3	0.12	0/1675	0.24	0/2283
3	6	0.14	0/1675	0.27	0/2283
4	7	0.10	0/831	0.24	0/1122
4	8	0.10	0/831	0.24	0/1122
5	13	0.54	6/1688 (0.4%)	0.32	0/2296
5	16	0.53	5/1688 (0.3%)	0.31	0/2296
6	A	0.18	0/2714	0.34	0/3701
6	a	0.21	0/2714	0.39	1/3701 (0.0%)
7	B	0.15	0/4094	0.26	0/5576
7	b	0.15	0/4094	0.26	0/5576
8	C	0.15	0/3611	0.26	0/4921
8	c	0.15	0/3611	0.26	0/4921
9	D	0.16	0/2825	0.29	0/3849
9	d	0.17	0/2825	0.29	0/3849
10	E	0.12	0/664	0.24	0/905
10	e	0.12	0/664	0.24	0/905
11	F	0.13	0/313	0.23	0/426
11	f	0.14	0/313	0.25	0/426
12	H	0.14	0/518	0.24	0/708

Mol	Chain	Bond lengths		Bond angles	
		RMSZ	#|Z| >5	RMSZ	#|Z| >5
12	h	0.14	0/518	0.24	0/708
13	I	0.17	0/282	0.28	0/382
13	i	0.17	0/282	0.28	0/382
14	J	0.12	0/276	0.25	0/377
14	j	0.12	0/276	0.24	0/377
15	K	0.18	0/305	0.37	0/420
15	k	0.18	0/305	0.38	0/420
16	L	0.18	0/311	0.29	0/422
16	l	0.18	0/311	0.28	0/422
17	M	0.16	0/231	0.27	0/316
17	m	0.15	0/231	0.28	0/316
18	O	0.11	0/1790	0.26	0/2420
18	o	0.10	0/1790	0.24	0/2420
19	P	0.09	0/1473	0.21	0/1991
19	p	0.09	0/1473	0.20	0/1991
20	Q	0.11	0/1132	0.23	0/1521
20	q	0.11	0/1132	0.24	0/1521
21	R	0.15	0/1820	0.27	0/2475
21	r	0.14	0/1820	0.24	0/2475
22	S	0.16	0/1985	0.32	0/2711
22	s	0.12	0/1985	0.28	0/2711
23	T	0.14	0/253	0.20	0/343
23	t	0.14	0/253	0.20	0/343
24	U	0.12	0/238	0.24	0/326
24	u	0.15	0/238	0.30	0/326
25	V	0.08	0/242	0.19	0/329
25	v	0.08	0/242	0.19	0/329
26	W	0.14	0/477	0.23	0/650
26	w	0.15	0/477	0.25	0/650
27	X	0.11	0/259	0.18	0/353
27	x	0.11	0/259	0.19	0/353
28	Y	0.15	0/1741	0.25	0/2367
28	y	0.15	0/1741	0.24	0/2367
29	Z	0.11	0/491	0.24	0/672
29	z	0.10	0/491	0.24	0/672
All	All	0.24	32/84132 (0.0%)	0.28	7/114446 (0.0%)

Chiral center outliers are detected by calculating the chiral volume of a chiral center and verifying if the center is modelled as a planar moiety or with the opposite hand.A planarity outlier is detected by checking planarity of atoms in a peptide group, atoms in a mainchain group or atoms of a sidechain that are expected to be planar.

Mol	Chain	#Chirality outliers	#Planarity outliers
6	a	0	1

All (32) bond length outliers are listed below:

Mol	Chain	Res	Type	Atoms	Z	Observed(Å)	Ideal(Å)
1	14	229	HIS	C-N	19.06	1.59	1.33
1	14	214	GLN	C-N	16.36	1.53	1.33
1	11	214	GLN	C-N	14.82	1.53	1.33
2	12	224	ASP	C-N	14.44	1.51	1.33
2	12	196	ASN	C-N	12.55	1.50	1.33
5	13	196	ASN	C-N	12.38	1.48	1.33
5	16	152	GLU	C-N	11.78	1.49	1.33
5	16	196	ASN	C-N	11.40	1.47	1.33
5	13	225	HIS	C-N	10.71	1.48	1.34
1	1	155	GLU	C-N	10.06	1.47	1.33
1	4	197	GLU	C-N	9.11	1.45	1.34
1	11	229	HIS	C-N	9.06	1.46	1.33
1	11	200	ASN	C-N	8.75	1.44	1.33
5	16	210	GLN	C-N	8.43	1.45	1.33
1	4	155	GLU	C-N	8.25	1.44	1.33
1	1	196	LYS	C-N	8.22	1.45	1.33
1	14	200	ASN	C-N	8.19	1.43	1.33
5	13	152	GLU	C-N	7.72	1.44	1.33
2	15	196	ASN	C-N	7.70	1.44	1.33
1	4	196	LYS	C-N	7.57	1.45	1.33
5	13	210	GLN	C-N	7.45	1.43	1.33
2	12	195	LYS	C-N	7.16	1.43	1.33
1	14	228	ASP	C-N	-6.20	1.26	1.33
1	14	199	LYS	C-N	5.96	1.42	1.34
1	11	213	VAL	C-N	-5.88	1.26	1.33
2	15	192	LYS	C-N	5.74	1.41	1.33
5	16	225	HIS	C-N	5.74	1.41	1.34
1	11	199	LYS	C-N	5.65	1.41	1.34
5	16	208	PHE	C-N	-5.38	1.27	1.33
5	13	224	ASP	C-N	5.34	1.41	1.33
5	13	205	PHE	C-N	-5.20	1.26	1.33
2	15	224	ASP	C-N	-5.17	1.27	1.33

All (7) bond angle outliers are listed below:

Mol	Chain	Res	Type	Atoms	Z	Observed(^{o})	Ideal(^{o})
2	12	225	HIS	O-C-N	6.57	128.93	122.09
6	a	332	HIS	CA-CB-CG	6.53	120.33	113.80

Continued on next page...

Continued from previous page...

Mol	Chain	Res	Type	Atoms	Z	Observed(^{o})	Ideal(^{o})
2	n	210	GLN	CA-CB-CG	5.64	125.37	114.10
2	12	224	ASP	O-C-N	-5.61	116.17	122.12
1	14	228	ASP	CA-C-N	-5.42	113.22	120.54
1	14	228	ASP	C-N-CA	-5.42	113.22	120.54
1	4	197	GLU	CA-CB-CG	5.32	124.73	114.10

There are no chirality outliers.

All (1) planarity outliers are listed below:

Mol	Chain	Res	Type	Group
6	a	334	ARG	Sidechain

5.2 Too-close contacts (i)

In the following table, the Non-H and H(model) columns list the number of non-hydrogen atoms and hydrogen atoms in the chain respectively. The H(added) column lists the number of hydrogen atoms added and optimized by MolProbity. The Clashes column lists the number of clashes within the asymmetric unit, whereas Symm-Clashes lists symmetry-related clashes.

Mol	Chain	Non-H	H(model)	H(added)	Clashes	Symm-Clashes
1	1	1673	0	1609	34	0
1	11	1693	0	1625	34	0
1	14	1693	0	1625	33	0
1	4	1673	0	1609	26	0
1	G	1693	0	1625	19	0
1	g	1693	0	1625	25	0
2	12	1330	0	1299	37	0
2	15	1330	0	1299	40	0
2	2	1496	0	1463	33	0
2	5	1496	0	1463	27	0
2	N	1679	0	1626	24	0
2	n	1679	0	1626	36	0
3	3	1630	0	1583	18	0
3	6	1630	0	1583	18	0
4	7	816	0	831	11	0
4	8	816	0	831	5	0
5	13	1645	0	1602	29	0
5	16	1645	0	1602	31	0
6	A	2632	0	2532	43	0
6	a	2632	0	2532	37	0
7	B	3963	0	3831	34	0

Continued on next page...

Continued from previous page...

Mol	Chain	Non-H	H(model)	H(added)	Clashes	Symm-Clashes
7	b	3963	0	3831	35	0
8	C	3491	0	3379	42	0
8	c	3491	0	3379	43	0
9	D	2730	0	2630	33	0
9	d	2730	0	2630	30	0
10	E	646	0	631	6	0
10	e	646	0	631	8	0
11	F	303	0	311	1	0
11	f	303	0	311	5	0
12	H	507	0	520	7	0
12	h	507	0	520	5	0
13	I	274	0	280	1	0
13	i	274	0	280	1	0
14	J	270	0	282	5	0
14	j	270	0	282	5	0
15	K	295	0	311	6	0
15	k	295	0	311	6	0
16	L	303	0	311	5	0
16	l	303	0	311	7	0
17	M	228	0	257	1	0
17	m	228	0	257	0	0
18	O	1759	0	1714	20	0
18	o	1759	0	1714	21	0
19	P	1443	0	1408	10	0
19	p	1443	0	1408	9	0
20	Q	1122	0	1151	12	0
20	q	1122	0	1151	11	0
21	R	1783	0	1705	21	0
21	r	1783	0	1705	24	0
22	S	1934	0	1878	33	0
22	s	1934	0	1878	31	0
23	T	246	0	262	2	0
23	t	246	0	262	3	0
24	U	233	0	246	0	0
24	u	233	0	246	5	0
25	V	241	0	275	1	0
25	v	241	0	275	2	0
26	W	468	0	450	7	0
26	w	468	0	450	5	0
27	X	258	0	273	2	0
27	x	258	0	273	5	0
28	Y	1694	0	1641	18	0

Continued on next page...

Continued from previous page...

Mol	Chain	Non-H	H(model)	H(added)	Clashes	Symm-Clashes
28	y	1694	0	1641	26	0
29	Z	478	0	513	2	0
29	z	478	0	513	2	0
30	1	311	0	240	14	0
30	11	314	0	249	9	0
30	12	250	0	183	8	0
30	13	345	0	302	14	0
30	14	318	0	255	7	0
30	15	258	0	199	16	0
30	16	345	0	302	11	0
30	2	311	0	247	13	0
30	3	365	0	351	11	0
30	4	321	0	263	19	0
30	5	315	0	253	8	0
30	6	365	0	351	15	0
30	G	329	0	280	11	0
30	N	357	0	332	19	0
30	R	173	0	154	12	0
30	S	204	0	164	8	0
30	Y	364	0	358	10	0
30	g	332	0	286	13	0
30	n	356	0	330	18	0
30	r	173	0	154	6	0
30	s	204	0	164	11	0
30	y	364	0	358	9	0
31	1	409	0	336	18	0
31	11	413	0	350	20	0
31	12	410	0	344	58	0
31	13	495	0	462	25	0
31	14	442	0	409	27	0
31	15	410	0	344	41	0
31	16	495	0	462	23	0
31	2	349	0	277	17	0
31	3	521	0	504	12	0
31	4	427	0	373	10	0
31	5	352	0	281	14	0
31	6	515	0	487	14	0
31	A	250	0	265	8	0
31	B	1025	0	1116	31	0
31	C	820	0	877	24	0
31	D	130	0	144	6	0
31	G	457	0	448	10	0

Continued on next page...

Continued from previous page...

Mol	Chain	Non-H	H(model)	H(added)	Clashes	Symm-Clashes
31	N	492	0	448	12	0
31	R	631	0	608	21	0
31	S	613	0	586	19	0
31	Y	545	0	558	23	0
31	a	185	0	193	5	0
31	b	1025	0	1116	39	0
31	c	820	0	877	26	0
31	d	195	0	216	10	0
31	g	457	0	448	10	0
31	n	492	0	448	22	0
31	r	636	0	621	25	0
31	s	613	0	586	24	0
31	y	540	0	545	23	0
32	1	43	0	59	1	0
32	11	49	0	74	3	0
32	13	40	0	53	3	0
32	14	49	0	74	3	0
32	16	40	0	53	3	0
32	3	91	0	125	3	0
32	4	47	0	67	2	0
32	6	91	0	125	5	0
32	A	185	0	268	11	0
32	C	42	0	57	4	0
32	D	137	0	196	5	0
32	G	49	0	74	2	0
32	L	47	0	67	4	0
32	N	49	0	74	2	0
32	R	129	0	174	9	0
32	S	94	0	137	7	0
32	Y	143	0	208	9	0
32	a	185	0	268	8	0
32	c	42	0	57	3	0
32	d	137	0	196	5	0
32	g	49	0	74	5	0
32	l	47	0	67	4	0
32	n	49	0	74	5	0
32	r	129	0	174	11	0
32	s	94	0	137	7	0
32	y	143	0	208	7	0
33	1	84	0	112	6	0
33	11	84	0	112	7	0
33	12	84	0	112	35	0

Continued on next page...

Continued from previous page...

Mol	Chain	Non-H	H(model)	H(added)	Clashes	Symm-Clashes
33	13	84	0	112	3	0
33	14	84	0	112	5	0
33	15	84	0	112	13	0
33	16	84	0	112	6	0
33	2	84	0	112	9	0
33	3	84	0	112	3	0
33	4	84	0	112	7	0
33	5	84	0	112	3	0
33	6	84	0	112	4	0
33	G	84	0	112	3	0
33	N	84	0	112	6	0
33	R	42	0	56	1	0
33	S	84	0	112	8	0
33	Y	84	0	112	4	0
33	g	84	0	112	4	0
33	n	84	0	112	8	0
33	r	42	0	56	4	0
33	s	84	0	112	10	0
33	y	84	0	112	6	0
34	1	16	0	20	0	0
34	11	16	0	20	0	0
34	12	27	0	33	2	0
34	13	44	0	56	0	0
34	14	16	0	20	0	0
34	15	27	0	33	3	0
34	16	44	0	56	0	0
34	2	32	0	39	0	0
34	3	44	0	56	3	0
34	4	16	0	20	0	0
34	5	32	0	39	0	0
34	6	44	0	56	4	0
34	G	43	0	53	1	0
34	N	44	0	56	1	0
34	R	44	0	56	1	0
34	S	44	0	56	1	0
34	Y	44	0	56	1	0
34	g	44	0	56	0	0
34	n	44	0	56	1	0
34	r	44	0	56	1	0
34	s	44	0	56	1	0
34	y	44	0	56	0	0
35	11	44	0	56	1	0

Continued on next page...

Continued from previous page...

Mol	Chain	Non-H	H(model)	H(added)	Clashes	Symm-Clashes
35	14	44	0	56	1	0
35	3	44	0	56	3	0
35	6	44	0	56	4	0
35	G	44	0	56	1	0
35	R	44	0	56	2	0
35	g	44	0	56	2	0
35	r	44	0	56	1	0
36	7	48	0	75	1	0
36	8	48	0	75	2	0
36	B	86	0	127	7	0
36	T	48	0	75	4	0
36	b	39	0	54	1	0
37	A	10	0	0	0	0
37	a	10	0	0	0	0
38	A	64	0	74	0	0
38	D	64	0	74	4	0
38	a	128	0	148	1	0
39	A	40	0	56	2	0
39	B	120	0	168	7	0
39	C	120	0	168	5	0
39	D	40	0	56	2	0
39	H	40	0	56	3	0
39	J	40	0	56	3	0
39	a	40	0	56	1	0
39	b	120	0	168	5	0
39	c	120	0	168	4	0
39	d	40	0	56	1	0
39	h	40	0	56	4	0
39	j	40	0	56	3	0
40	A	51	0	68	0	0
40	D	100	0	136	2	0
40	L	50	0	64	3	0
40	a	51	0	68	0	0
40	d	100	0	136	7	0
40	l	50	0	64	2	0
41	A	55	0	86	1	0
41	B	97	0	137	3	0
41	C	102	0	153	2	0
41	D	92	0	124	2	0
41	H	35	0	51	0	0
41	J	51	0	75	5	0
41	K	51	0	72	3	0

Continued on next page...

Continued from previous page...

Mol	Chain	Non-H	H(model)	H(added)	Clashes	Symm-Clashes
41	S	42	0	54	3	0
41	b	95	0	130	2	0
41	c	102	0	153	2	0
41	d	127	0	175	4	0
41	j	51	0	75	5	0
41	s	42	0	54	2	0
41	v	51	0	72	1	0
41	w	55	0	86	3	0
42	A	55	0	80	2	0
42	D	55	0	80	2	0
42	a	55	0	80	4	0
42	d	55	0	80	2	0
43	A	20	0	29	0	0
43	C	40	0	58	1	0
43	H	20	0	29	4	0
43	I	20	0	29	0	0
43	R	20	0	29	0	0
43	W	40	0	58	2	0
43	X	20	0	29	1	0
43	Y	40	0	58	2	0
43	a	20	0	29	0	0
43	c	40	0	58	1	0
43	h	20	0	29	2	0
43	i	20	0	29	0	0
43	r	20	0	29	0	0
43	w	20	0	29	1	0
43	x	20	0	29	1	0
43	y	60	0	87	4	0
44	B	20	0	35	1	0
44	b	20	0	35	0	0
45	C	1	0	0	0	0
45	c	1	0	0	0	0
46	C	183	0	246	9	0
46	W	46	0	64	4	0
46	c	183	0	246	8	0
46	w	40	0	52	2	0
47	D	1	0	0	0	0
47	d	1	0	0	0	0
48	D	4	0	1	0	0
48	d	4	0	0	0	0
49	F	43	0	30	2	0
49	f	43	0	30	2	0

Continued on next page...

Continued from previous page...

Mol	Chain	Non-H	H(model)	H(added)	Clashes	Symm-Clashes
50	N	18	0	29	1	0
50	n	18	0	29	1	0
All	All	112944	0	113167	1728	0

The all-atom clashscore is defined as the number of clashes found per 1000 atoms (including hydrogen atoms). The all-atom clashscore for this structure is 8.

All (1728) close contacts within the same asymmetric unit are listed below, sorted by their clash magnitude.

Atom-1	Atom-2	Interatomic distance (Å)	Clash overlap (Å)
31:12:612:CLA:C3B	33:12:614:LUT:H183	1.22	1.54
31:12:612:CLA:CAB	33:12:614:LUT:H183	1.53	1.36
31:12:612:CLA:C3B	33:12:614:LUT:C18	2.18	1.21
31:12:612:CLA:CAB	33:12:614:LUT:C18	2.22	1.17
1:11:210:GLY:O	1:11:214:GLN:HG3	1.44	1.17
31:15:603:CLA:HED1	30:15:608:CHL:C9	1.78	1.13
31:12:612:CLA:CBB	33:12:614:LUT:C18	2.26	1.13
31:15:603:CLA:HED1	30:15:608:CHL:H92	1.38	1.03
31:15:612:CLA:C3B	33:15:614:LUT:H183	1.88	1.03
31:12:612:CLA:CBB	33:12:614:LUT:H181	1.97	0.92
1:14:210:GLY:O	1:14:214:GLN:HG3	1.71	0.90
31:15:603:CLA:HED1	30:15:608:CHL:H91	1.53	0.88
31:12:612:CLA:CHB	33:12:614:LUT:H3	2.04	0.86
1:1:197:GLU:HG3	31:1:610:CLA:NB	1.92	0.84
31:12:612:CLA:C1B	33:12:614:LUT:H42	2.08	0.83
30:4:606:CHL:HBB1	33:4:617:LUT:H161	1.61	0.83
31:12:612:CLA:C4B	33:12:614:LUT:H183	2.09	0.81
31:5:604:CLA:HBD	31:5:604:CLA:HBA1	1.62	0.80
5:16:243:ALA:HB1	31:16:615:CLA:HBB1	1.63	0.80
31:12:612:CLA:C2B	33:12:614:LUT:H183	2.07	0.79
31:12:612:CLA:HBB1	33:12:614:LUT:C18	2.12	0.79
43:H:101:LNL:H16	32:R:619:LHG:H162	1.63	0.79
31:12:612:CLA:NB	33:12:614:LUT:H42	1.98	0.79
31:5:611:CLA:HED3	31:5:611:CLA:H2A	1.64	0.78
31:12:612:CLA:CBB	33:12:614:LUT:H183	1.97	0.78
9:D:186:GLN:HB2	31:D:404:CLA:HBC1	1.64	0.78
9:d:186:GLN:HB2	31:d:404:CLA:HBC1	1.64	0.78
31:4:613:CLA:HBD	31:4:613:CLA:HBA1	1.66	0.77
31:n:615:CLA:HBA1	31:n:615:CLA:HBD	1.65	0.77
3:3:212:MET:HE2	33:3:619:LUT:H10	1.65	0.77
2:n:198:ARG:HB3	31:n:602:CLA:HBC3	1.67	0.76

Continued on next page...

Continued from previous page...

Atom-1	Atom-2	Interatomic distance (Å)	Clash overlap (Å)
1:1:197:GLU:HG3	31:1:610:CLA:C4B	2.16	0.75
2:n:206:GLY:O	2:n:210:GLN:HB3	1.86	0.75
9:D:126:MET:HE2	9:D:150:ILE:HD12	1.70	0.74
28:y:150:THR:HG22	30:y:605:CHL:HAC1	1.68	0.74
1:14:80:VAL:HG21	1:14:172:LEU:HD21	1.70	0.74
3:6:212:MET:HE2	33:6:619:LUT:H10	1.70	0.73
30:N:606:CHL:HBA1	34:N:619:NEX:H403	1.70	0.73
16:L:5:ASN:HD22	16:L:6:PRO:HD2	1.54	0.73
31:N:615:CLA:HBA1	31:N:615:CLA:HBD	1.68	0.73
2:12:206:GLY:O	2:12:210:GLN:HG3	1.88	0.73
21:R:266:ARG:HB3	31:R:602:CLA:HBC2	1.69	0.73
2:5:81:ALA:HB1	2:5:197:GLY:HA3	1.70	0.73
31:14:603:CLA:HED3	33:15:615:LUT:H372	1.71	0.73
21:r:266:ARG:HB3	31:r:602:CLA:HBC2	1.71	0.73
9:d:126:MET:HE2	9:d:150:ILE:HD12	1.71	0.72
30:n:606:CHL:HBA1	34:n:619:NEX:H403	1.70	0.72
31:15:612:CLA:CAB	33:15:614:LUT:H183	2.18	0.72
30:4:608:CHL:H2	33:4:616:LUT:H383	1.70	0.72
28:Y:211:ARG:HB3	31:Y:602:CLA:HBC3	1.72	0.72
16:l:5:ASN:HD22	16:l:6:PRO:HD2	1.54	0.72
2:2:81:ALA:HB1	2:2:197:GLY:HA3	1.72	0.72
28:y:211:ARG:HB3	31:y:602:CLA:HBC3	1.72	0.71
2:15:226:LEU:CD2	31:15:613:CLA:HHC	2.21	0.71
30:g:608:CHL:HBD	30:g:608:CHL:HBA1	1.72	0.71
2:n:36:GLN:HG3	2:n:42:SER:HB2	1.72	0.71
21:R:164:GLY:HA3	21:R:265:ALA:HB1	1.73	0.71
2:12:192:LYS:HD2	31:12:611:CLA:HBD	1.71	0.70
30:6:606:CHL:HBA1	34:6:621:NEX:H403	1.73	0.70
5:13:81:ALA:HB1	5:13:197:GLY:HA3	1.73	0.70
30:G:608:CHL:HBD	30:G:608:CHL:HBA1	1.73	0.70
43:h:101:LNL:H16	32:r:619:LHG:H162	1.73	0.70
8:C:185:ILE:HD12	8:C:230:MET:HE3	1.74	0.70
1:4:126:LEU:HD22	30:4:606:CHL:HMD2	1.74	0.70
2:15:192:LYS:HD2	31:15:611:CLA:HBD	1.73	0.70
1:1:161:GLY:HA2	30:1:608:CHL:HAC1	1.72	0.69
5:16:81:ALA:HB1	5:16:197:GLY:HA3	1.73	0.69
6:A:77:ILE:HD13	16:L:30:VAL:HG13	1.74	0.69
2:15:226:LEU:HD23	31:15:613:CLA:HHC	1.74	0.69
2:n:81:ALA:O	2:n:85:MET:HG3	1.93	0.69
2:5:204:MET:HE2	33:5:615:LUT:H10	1.73	0.69
30:1:608:CHL:H2	33:1:616:LUT:H383	1.75	0.69

Continued on next page...

Continued from previous page...

Atom-1	Atom-2	Interatomic distance (Å)	Clash overlap (Å)
2:N:36:GLN:HG3	2:N:42:SER:HB2	1.74	0.69
21:r:164:GLY:HA3	21:r:265:ALA:HB1	1.74	0.69
1:4:161:GLY:HA2	30:4:608:CHL:HAC1	1.74	0.69
31:11:602:CLA:H91	31:13:603:CLA:H71	1.74	0.69
2:2:204:MET:HE2	33:2:615:LUT:H10	1.75	0.69
5:13:152:GLU:HG3	30:13:609:CHL:NB	2.08	0.69
32:Y:618:LHG:H351	31:Y:613:CLA:H151	1.75	0.69
10:e:12:ASP:OD1	14:j:9:ARG:NH2	2.26	0.69
1:11:83:ALA:HB1	1:11:201:GLY:HA3	1.73	0.69
2:15:81:ALA:HB1	2:15:197:GLY:HA3	1.75	0.68
8:c:81:MET:HE2	8:c:89:LEU:HB3	1.76	0.68
3:6:94:ALA:HB1	3:6:205:GLY:HA3	1.76	0.68
2:12:144:GLN:NE2	30:12:606:CHL:OMC	2.26	0.68
2:N:198:ARG:HB3	31:N:602:CLA:HBC3	1.75	0.68
10:E:12:ASP:OD1	14:J:9:ARG:NH2	2.26	0.68
32:a:414:LHG:HC41	26:w:426:VAL:HG21	1.76	0.68
30:13:608:CHL:H12	33:13:617:LUT:H383	1.76	0.67
35:3:620:XAT:H22	30:3:607:CHL:HAA2	1.76	0.67
1:4:83:ALA:HB1	1:4:201:GLY:HA3	1.76	0.67
6:a:77:ILE:HD13	16:l:30:VAL:HG13	1.74	0.67
31:c:507:CLA:H71	41:w:501:LMG:H441	1.75	0.67
20:q:85:GLN:NE2	20:q:89:ASP:OD2	2.27	0.67
1:11:184:ALA:HB1	1:11:190:LEU:HD13	1.76	0.67
1:14:83:ALA:HB1	1:14:201:GLY:HA3	1.75	0.67
30:16:608:CHL:H12	33:16:617:LUT:H383	1.75	0.67
30:3:606:CHL:HBA1	34:3:621:NEX:H403	1.75	0.67
9:D:192:THR:HG23	31:D:404:CLA:HBC2	1.77	0.67
8:C:81:MET:HE2	8:C:89:LEU:HB3	1.77	0.67
18:O:147:ASP:OD1	18:O:148:GLN:N	2.28	0.67
20:Q:112:ILE:O	20:Q:116:LEU:HB2	1.94	0.67
7:b:55:MET:HE2	7:b:63:LEU:HD23	1.76	0.67
31:15:603:CLA:CED	30:15:608:CHL:H91	2.23	0.66
31:2:613:CLA:H2A	31:2:613:CLA:HED2	1.77	0.66
32:3:616:LHG:H281	32:3:616:LHG:HC81	1.77	0.66
9:d:192:THR:HG23	31:d:404:CLA:HBC2	1.76	0.66
22:S:193:PRO:HD2	30:S:608:CHL:HBB2	1.76	0.66
32:6:616:LHG:HC81	32:6:616:LHG:H281	1.76	0.66
2:12:192:LYS:HD2	31:12:611:CLA:CBD	2.25	0.66
24:u:348:GLN:O	24:u:352:ASN:ND2	2.29	0.66
2:12:189:LEU:HD13	31:12:609:CLA:H12	1.78	0.66
1:14:155:GLU:OE1	1:14:158:ARG:NH2	2.29	0.66

Continued on next page...

Continued from previous page...

Atom-1	Atom-2	Interatomic distance (Å)	Clash overlap (Å)
2:N:81:ALA:HB1	2:N:197:GLY:HA3	1.78	0.66
1:g:83:ALA:HB1	1:g:201:GLY:HA3	1.76	0.66
31:6:615:CLA:HBD	31:6:615:CLA:HBA1	1.78	0.66
31:12:612:CLA:C1B	33:12:614:LUT:C4	2.74	0.66
32:A:413:LHG:HC92	32:L:102:LHG:HC81	1.77	0.65
46:c:518:DGD:HA72	46:c:519:DGD:HB72	1.78	0.65
28:y:91:ALA:HB1	28:y:210:GLY:HA3	1.79	0.65
2:12:81:ALA:HB1	2:12:197:GLY:HA3	1.77	0.65
32:a:413:LHG:HC92	32:l:102:LHG:HC81	1.78	0.65
1:1:196:LYS:HD2	31:1:612:CLA:HBA2	1.78	0.65
35:6:620:XAT:H22	30:6:607:CHL:HAA2	1.79	0.65
2:15:192:LYS:HD2	31:15:611:CLA:CBD	2.26	0.65
5:16:180:ALA:HB1	5:16:186:LEU:HD13	1.78	0.65
22:s:193:PRO:HD2	30:s:608:CHL:HBB2	1.77	0.65
5:16:198:ARG:HB3	31:16:602:CLA:HBC3	1.77	0.65
30:S:606:CHL:H201	34:S:620:NEX:H371	1.79	0.64
30:4:609:CHL:H141	30:4:609:CHL:H193	1.79	0.64
2:12:116:GLN:HB2	2:12:123:LEU:HD12	1.79	0.64
31:5:613:CLA:H2A	31:5:613:CLA:HED2	1.79	0.64
39:B:618:BCR:H391	32:a:401:LHG:H181	1.80	0.64
7:b:269:GLY:O	7:b:448:ARG:NH1	2.29	0.64
20:Q:85:GLN:NE2	20:Q:89:ASP:OD2	2.29	0.64
1:14:184:ALA:HB1	1:14:190:LEU:HD13	1.80	0.64
30:14:601:CHL:HAC1	32:14:615:LHG:HC11	1.79	0.64
28:Y:91:ALA:HB1	28:Y:210:GLY:HA3	1.79	0.64
20:q:112:ILE:O	20:q:116:LEU:HB2	1.97	0.64
1:1:174:PRO:HB3	30:1:608:CHL:HBC2	1.79	0.64
31:12:612:CLA:CAB	33:12:614:LUT:H181	2.17	0.64
30:13:607:CHL:HBB1	33:13:618:LUT:H171	1.80	0.64
46:W:501:DGD:HB21	31:Y:611:CLA:H11	1.80	0.64
6:a:29:TYR:O	6:a:129:ARG:NH1	2.30	0.64
46:C:518:DGD:HA72	46:C:519:DGD:HB72	1.80	0.63
1:G:83:ALA:HB1	1:G:201:GLY:HA3	1.79	0.63
30:n:605:CHL:H91	33:s:618:LUT:H172	1.81	0.63
1:1:83:ALA:HB1	1:1:201:GLY:HA3	1.80	0.63
2:12:147:LEU:O	2:12:151:ILE:HG12	1.99	0.63
3:3:148:THR:HG22	30:3:605:CHL:HAC1	1.81	0.63
22:s:112:ALA:HB1	22:s:243:GLY:HA3	1.81	0.63
2:15:63:LEU:HB3	31:15:602:CLA:H11	1.81	0.63
31:s:604:CLA:H51	30:s:606:CHL:HBA1	1.80	0.63
2:12:138:VAL:O	2:12:142:LEU:HG	1.99	0.62

Continued on next page...

Continued from previous page...

Atom-1	Atom-2	Interatomic distance (Å)	Clash overlap (Å)
39:J:101:BCR:H403	39:J:101:BCR:H23C	1.81	0.62
39:j:101:BCR:H403	39:j:101:BCR:H23C	1.82	0.62
31:y:613:CLA:H72	32:y:616:LHG:H182	1.80	0.62
2:2:81:ALA:O	2:2:85:MET:HG3	1.99	0.62
31:15:603:CLA:CED	30:15:608:CHL:C9	2.65	0.62
1:11:213:VAL:HG21	31:11:613:CLA:HAC2	1.81	0.62
31:B:608:CLA:HBA1	31:B:608:CLA:HBD	1.82	0.62
2:15:34:ARG:HH22	2:15:50:GLY:HA2	1.65	0.62
43:H:101:LNL:H15	32:R:619:LHG:H141	1.82	0.62
6:A:131:TRP:HZ2	8:C:449:ARG:HG2	1.65	0.62
7:b:391:SER:HB3	7:b:394:GLN:HG3	1.82	0.62
19:p:553:PHE:O	19:p:557:ASN:ND2	2.32	0.62
5:13:64:SER:OG	31:13:602:CLA:O1A	2.16	0.62
2:15:147:LEU:O	2:15:151:ILE:HG12	1.99	0.62
2:15:191:VAL:O	2:15:195:LYS:HG2	2.00	0.62
1:G:142:ALA:O	1:G:146:THR:HG23	2.00	0.62
31:b:608:CLA:HBA1	31:b:608:CLA:HBD	1.82	0.62
9:d:172:SER:HB2	9:d:177:ALA:HB1	1.81	0.62
18:o:147:ASP:OD1	18:o:148:GLN:N	2.33	0.62
5:16:204:MET:HA	5:16:204:MET:HE2	1.81	0.61
31:16:602:CLA:H52	33:16:618:LUT:H28	1.81	0.61
32:A:415:LHG:H181	39:b:618:BCR:H391	1.81	0.61
30:3:605:CHL:HHC	30:3:605:CHL:HBB1	1.83	0.61
2:5:155:ARG:NH2	30:5:609:CHL:O1D	2.31	0.61
2:2:89:LEU:O	2:2:93:THR:HG23	1.99	0.61
32:6:617:LHG:H301	34:6:621:NEX:H402	1.82	0.61
31:11:613:CLA:H11	35:11:619:XAT:H203	1.81	0.61
28:Y:193:ALA:HB1	28:Y:199:LEU:HD13	1.82	0.61
31:12:612:CLA:CHB	33:12:614:LUT:C3	2.76	0.61
1:g:142:ALA:O	1:g:146:THR:HG23	2.01	0.61
30:6:607:CHL:H141	30:6:609:CHL:H112	1.83	0.61
6:a:131:TRP:HZ2	8:c:449:ARG:HG2	1.65	0.61
2:12:191:VAL:O	2:12:195:LYS:HG2	2.00	0.61
2:15:111:PHE:CG	31:16:615:CLA:HBB2	2.35	0.61
6:A:29:TYR:O	6:A:129:ARG:NH1	2.32	0.61
8:c:215:ARG:HG2	8:c:221:ASP:HB3	1.82	0.61
3:3:94:ALA:HB1	3:3:205:GLY:HA3	1.83	0.60
30:15:607:CHL:H12	33:15:614:LUT:H383	1.82	0.60
31:12:603:CLA:H12	5:13:63:LEU:HD11	1.82	0.60
22:s:91:PRO:HD2	33:s:619:LUT:H23	1.83	0.60
27:x:88:ALA:O	27:x:92:VAL:HG23	2.01	0.60

Continued on next page...

Continued from previous page...

Atom-1	Atom-2	Interatomic distance (Å)	Clash overlap (Å)
28:y:46:LEU:HB2	28:y:50:SER:HB3	1.82	0.60
28:y:193:ALA:HB1	28:y:199:LEU:HD13	1.81	0.60
10:E:68:ASP:OD2	10:E:71:ASN:ND2	2.34	0.60
18:O:105:ASP:N	18:O:105:ASP:OD1	2.34	0.60
31:g:604:CLA:HMB2	30:g:606:CHL:HBB1	1.81	0.60
31:6:613:CLA:HBD	31:6:613:CLA:HAA1	1.82	0.60
2:15:199:LEU:HB3	33:15:614:LUT:H202	1.83	0.60
31:n:604:CLA:HMB1	30:n:606:CHL:HBB1	1.82	0.60
2:2:157:ASN:OD1	3:3:55:ASN:ND2	2.34	0.60
31:2:604:CLA:HBD	31:2:604:CLA:HBA1	1.83	0.60
1:14:193:LEU:HB3	31:14:610:CLA:H3A	1.83	0.60
7:B:391:SER:HB3	7:B:394:GLN:HG3	1.82	0.60
38:D:402:PHO:HBA2	31:D:404:CLA:H142	1.83	0.60
1:4:128:TYR:HB3	1:4:134:LEU:HD12	1.82	0.60
31:3:614:CLA:HBD	31:3:614:CLA:HBA1	1.84	0.60
30:12:607:CHL:H12	33:12:614:LUT:H383	1.84	0.60
5:13:180:ALA:HB1	5:13:186:LEU:HD13	1.82	0.60
22:S:126:GLU:HA	22:S:138:ALA:HB1	1.84	0.60
46:w:502:DGD:HB21	31:y:611:CLA:H11	1.83	0.60
8:C:215:ARG:HG2	8:C:221:ASP:HB3	1.83	0.60
19:P:553:PHE:O	19:P:557:ASN:ND2	2.32	0.60
1:11:80:VAL:HG21	1:11:172:LEU:HD21	1.83	0.59
4:8:51:ASN:ND2	15:k:42:ARG:OXT	2.35	0.59
1:11:131:ASN:HB2	1:11:134:LEU:HD23	1.84	0.59
31:12:612:CLA:C4B	33:12:614:LUT:H42	2.31	0.59
2:15:182:ASP:OD2	2:15:182:ASP:N	2.34	0.59
30:Y:606:CHL:H151	34:Y:623:NEX:H8	1.84	0.59
5:13:76:LEU:HD22	31:13:603:CLA:HAA2	1.84	0.59
8:c:179:ALA:HA	8:c:184:GLY:HA2	1.85	0.59
18:o:281:LEU:HD23	18:o:291:PRO:HB2	1.83	0.59
34:3:621:NEX:O3	21:R:69:ARG:O	2.21	0.59
30:R:606:CHL:H102	32:R:619:LHG:H342	1.83	0.59
30:n:608:CHL:H12	33:n:617:LUT:H383	1.84	0.59
22:s:61:ARG:O	22:s:72:ARG:NH2	2.32	0.59
32:L:102:LHG:O3	32:L:102:LHG:O1	2.19	0.59
30:1:606:CHL:HBA2	30:1:606:CHL:HBD	1.83	0.59
3:6:148:THR:HG22	30:6:605:CHL:HAC1	1.83	0.59
31:12:612:CLA:HMB3	33:12:614:LUT:H162	1.83	0.59
30:G:608:CHL:H12	33:G:616:LUT:H383	1.85	0.59
7:B:207:ILE:HD13	30:R:606:CHL:H11	1.85	0.59
7:B:235:GLU:HB3	7:B:473:THR:HB	1.85	0.59

Continued on next page...

Continued from previous page...

Atom-1	Atom-2	Interatomic distance (Å)	Clash overlap (Å)
41:D:414:LMG:O10	12:H:63:ASN:ND2	2.36	0.59
22:S:112:ALA:HB1	22:S:243:GLY:HA3	1.84	0.59
41:d:415:LMG:O10	12:h:63:ASN:ND2	2.36	0.59
31:12:612:CLA:HHB	33:12:614:LUT:H3	1.83	0.59
7:B:24:LEU:HD21	31:B:616:CLA:HBB1	1.85	0.59
32:d:408:LHG:H321	23:t:21:ILE:HD11	1.85	0.59
9:D:279:LEU:HD22	38:D:402:PHO:HBC3	1.85	0.59
30:n:607:CHL:H71	32:y:616:LHG:H202	1.85	0.59
30:2:608:CHL:HHC	30:2:608:CHL:HBB1	1.85	0.59
1:11:145:LEU:O	1:11:149:VAL:HG23	2.02	0.59
15:K:40:SER:O	15:K:40:SER:OG	2.21	0.59
2:5:34:ARG:HE	2:5:50:GLY:HA3	1.68	0.58
2:5:81:ALA:O	2:5:85:MET:HG3	2.03	0.58
2:15:138:VAL:O	2:15:142:LEU:HG	2.03	0.58
21:R:155:ARG:NH2	31:R:603:CLA:O1A	2.36	0.58
4:7:51:ASN:ND2	15:K:42:ARG:OXT	2.35	0.58
27:X:88:ALA:O	27:X:92:VAL:HG23	2.04	0.58
7:b:79:THR:HG22	7:b:81:SER:H	1.69	0.58
22:s:126:GLU:HA	22:s:138:ALA:HB1	1.85	0.58
1:11:193:LEU:HB3	31:11:610:CLA:H3A	1.84	0.58
32:y:618:LHG:H351	31:y:613:CLA:H151	1.85	0.58
1:14:147:GLN:O	1:14:151:MET:HG2	2.03	0.58
8:C:200:THR:O	41:C:522:LMG:O3	2.22	0.58
2:2:75:GLU:HA	2:2:168:LEU:HD21	1.85	0.58
1:4:83:ALA:HB2	1:4:205:MET:HE2	1.85	0.58
3:6:133:TYR:HH	34:6:621:NEX:H1	1.44	0.58
18:o:161:VAL:HG23	18:o:202:LEU:HD21	1.85	0.58
4:7:43:ILE:HD12	4:7:49:LYS:HG3	1.84	0.58
8:c:329:ALA:HB2	8:c:377:LEU:HD11	1.86	0.58
32:l:102:LHG:O3	32:l:102:LHG:O1	2.19	0.58
2:2:155:ARG:NH2	30:2:609:CHL:O1D	2.37	0.58
1:g:193:LEU:HD22	31:g:610:CLA:H11	1.85	0.58
1:11:179:ASP:OD1	33:11:616:LUT:O23	2.20	0.58
22:S:91:PRO:HD2	33:S:619:LUT:H23	1.86	0.58
22:S:208:TYR:CD1	30:S:608:CHL:HMC	2.38	0.58
30:6:605:CHL:HHC	30:6:605:CHL:HBB1	1.85	0.58
31:12:604:CLA:HMA2	30:12:605:CHL:HBC3	1.85	0.58
31:14:602:CLA:H71	31:14:603:CLA:H3A	1.86	0.58
21:r:157:ARG:NH1	21:r:160:GLU:OE1	2.37	0.58
31:14:602:CLA:H91	31:16:603:CLA:H71	1.85	0.58
10:E:26:THR:HB	49:F:101:HEM:HAB	1.85	0.58

Continued on next page...

Continued from previous page...

Atom-1	Atom-2	Interatomic distance (Å)	Clash overlap (Å)
2:N:202:VAL:HG11	32:N:616:LHG:H302	1.85	0.58
31:11:610:CLA:H62	33:11:616:LUT:H30	1.85	0.57
6:A:133:LEU:HD23	9:D:256:ILE:HG12	1.86	0.57
38:a:406:PHO:HBC3	9:d:279:LEU:HD22	1.85	0.57
7:b:186:ASP:OD1	7:b:186:ASP:N	2.34	0.57
2:n:81:ALA:HB1	2:n:197:GLY:HA3	1.86	0.57
21:r:155:ARG:NH2	31:r:603:CLA:O1A	2.36	0.57
2:5:95:GLU:HA	2:5:108:ALA:HB1	1.86	0.57
36:B:620:3PH:H2E2	40:L:101:SQD:H332	1.86	0.57
9:D:172:SER:HB2	9:D:177:ALA:HB1	1.87	0.57
30:11:607:CHL:HBB1	33:11:617:LUT:H171	1.86	0.57
2:15:144:GLN:NE2	30:15:606:CHL:OMC	2.37	0.57
31:s:604:CLA:HBA1	31:s:604:CLA:HBD	1.87	0.57
6:a:133:LEU:HD23	9:d:256:ILE:HG12	1.86	0.57
8:c:200:THR:O	41:c:522:LMG:O3	2.21	0.57
22:s:208:TYR:CD1	30:s:608:CHL:HMC	2.40	0.57
31:s:604:CLA:H193	31:s:615:CLA:H3A	1.87	0.57
2:2:175:ASP:OD1	33:2:614:LUT:O23	2.21	0.57
2:2:209:VAL:HG11	31:2:613:CLA:HAC2	1.87	0.57
31:12:612:CLA:C2B	33:12:614:LUT:C5	2.82	0.57
7:b:24:LEU:HD21	31:b:616:CLA:HBB1	1.85	0.57
1:g:87:MET:SD	31:g:610:CLA:HBB1	2.45	0.57
18:o:127:MET:HG3	18:o:128:PRO:HD2	1.85	0.57
31:N:604:CLA:HMB1	30:N:606:CHL:HBB1	1.86	0.57
15:k:19:ASP:OD2	25:v:8:GLN:NE2	2.38	0.57
1:1:179:ASP:OD1	33:1:616:LUT:O23	2.19	0.57
34:6:621:NEX:O3	21:r:69:ARG:O	2.21	0.57
7:B:79:THR:HG22	7:B:81:SER:H	1.69	0.57
9:D:296:TYR:OH	9:D:326:ARG:NH1	2.30	0.57
8:c:464:GLU:OE2	9:d:245:SER:OG	2.23	0.57
1:4:146:THR:O	1:4:150:ILE:HG22	2.05	0.57
31:14:603:CLA:HED3	33:15:615:LUT:C37	2.34	0.57
31:A:404:CLA:H142	32:A:411:LHG:H151	1.87	0.57
21:R:157:ARG:NH1	21:R:160:GLU:OE1	2.37	0.57
10:e:26:THR:HB	49:f:101:HEM:HAB	1.85	0.57
24:u:339:VAL:O	24:u:343:ILE:HG22	2.05	0.57
31:C:507:CLA:H41	46:W:501:DGD:HA51	1.86	0.56
1:11:70:GLU:OE2	1:11:70:GLU:N	2.35	0.56
5:16:121:GLY:O	5:16:135:GLN:NE2	2.39	0.56
31:b:615:CLA:H143	31:b:616:CLA:HMA3	1.86	0.56
30:g:608:CHL:H12	33:g:616:LUT:H383	1.88	0.56

Continued on next page...

Continued from previous page...

Atom-1	Atom-2	Interatomic distance (Å)	Clash overlap (Å)
31:r:610:CLA:HBC3	32:r:618:LHG:H242	1.87	0.56
5:13:121:GLY:O	5:13:135:GLN:NE2	2.38	0.56
31:C:511:CLA:H203	41:K:102:LMG:H392	1.86	0.56
32:D:408:LHG:H321	23:T:21:ILE:HD11	1.88	0.56
1:G:193:LEU:HD22	31:G:610:CLA:H11	1.87	0.56
8:C:179:ALA:HA	8:C:184:GLY:HA2	1.88	0.56
32:D:408:LHG:H302	23:T:21:ILE:HD11	1.86	0.56
40:d:414:SQD:H272	27:x:92:VAL:HG22	1.87	0.56
24:u:343:ILE:HG13	24:u:343:ILE:O	2.05	0.56
2:5:75:GLU:HG2	2:5:168:LEU:HD21	1.87	0.56
5:13:198:ARG:HB3	31:13:602:CLA:HBC3	1.87	0.56
1:14:68:ASP:O	1:14:71:THR:OG1	2.20	0.56
15:K:19:ASP:OD2	25:V:8:GLN:NE2	2.38	0.56
31:6:610:CLA:H12	33:6:618:LUT:H26	1.87	0.56
5:13:135:GLN:HG3	30:13:605:CHL:HAB	1.87	0.56
38:D:402:PHO:H52	31:D:404:CLA:H13	1.88	0.56
20:q:165:PHE:O	20:q:169:VAL:HG23	2.05	0.56
21:R:117:ASP:O	21:R:123:ASN:ND2	2.36	0.56
21:r:117:ASP:O	21:r:123:ASN:ND2	2.35	0.56
22:s:289:ARG:NH1	32:s:621:LHG:O5	2.38	0.56
30:3:605:CHL:H52	31:R:612:CLA:H12	1.87	0.56
5:13:198:ARG:HA	5:13:201:MET:HE3	1.87	0.56
20:Q:165:PHE:O	20:Q:169:VAL:HG23	2.05	0.56
1:1:65:LEU:HD13	31:1:602:CLA:H42	1.88	0.56
1:11:147:GLN:O	1:11:151:MET:HG2	2.05	0.56
2:12:45:PRO:HG2	2:12:48:LEU:HD12	1.88	0.56
1:14:196:LYS:NZ	31:14:612:CLA:HED3	2.20	0.56
30:Y:606:CHL:H52	43:Y:619:LNL:H16	1.88	0.56
6:a:244:GLU:OE2	9:d:264:LYS:NZ	2.37	0.56
31:2:613:CLA:HBA1	31:2:613:CLA:HBD	1.87	0.55
1:14:142:ALA:O	1:14:146:THR:HG23	2.05	0.55
31:14:610:CLA:H52	33:14:616:LUT:H30	1.87	0.55
31:C:512:CLA:H202	39:C:526:BCR:H17C	1.87	0.55
18:O:281:LEU:HD23	18:O:291:PRO:HB2	1.88	0.55
22:S:253:PHE:HE1	33:S:618:LUT:H41	1.71	0.55
7:b:155:ALA:O	7:b:159:THR:OG1	2.24	0.55
1:1:212:PHE:O	1:1:216:LEU:HD12	2.06	0.55
5:13:76:LEU:CD2	31:13:603:CLA:HAA2	2.37	0.55
8:C:406:SER:O	8:C:418:ASN:ND2	2.39	0.55
10:e:68:ASP:OD2	10:e:71:ASN:ND2	2.36	0.55
32:r:621:LHG:H112	32:r:621:LHG:H241	1.88	0.55

Continued on next page...

Continued from previous page...

Atom-1	Atom-2	Interatomic distance (Å)	Clash overlap (Å)
31:12:604:CLA:H42	34:12:616:NEX:H373	1.88	0.55
21:R:253:ARG:HG3	21:R:253:ARG:HH11	1.71	0.55
1:1:128:TYR:HB3	1:1:134:LEU:HD12	1.88	0.55
31:12:612:CLA:C1B	33:12:614:LUT:H3	2.37	0.55
31:14:613:CLA:H11	35:14:619:XAT:H203	1.87	0.55
6:A:301:ASN:OD1	6:A:303:ASN:ND2	2.40	0.55
32:y:616:LHG:O3	32:y:616:LHG:O1	2.20	0.55
31:11:604:CLA:HBD	31:11:604:CLA:HBA2	1.89	0.55
5:13:233:ASN:ND2	31:13:614:CLA:O2D	2.40	0.55
31:B:614:CLA:H8	39:B:617:BCR:H362	1.89	0.55
1:14:179:ASP:OD1	33:14:616:LUT:O23	2.23	0.55
6:A:188:ALA:HB2	6:A:328:MET:HG3	1.88	0.55
39:C:526:BCR:H391	15:K:32:ALA:HB2	1.89	0.55
1:G:180:PRO:HD2	33:G:616:LUT:H23	1.88	0.55
18:O:192:ASN:HB2	18:O:207:THR:HG22	1.89	0.55
31:b:607:CLA:H193	16:l:29:ALA:HA	1.88	0.55
31:3:613:CLA:HAA1	31:3:613:CLA:HBD	1.88	0.55
1:4:49:TYR:OH	1:4:61:ASP:OD2	2.23	0.55
1:4:212:PHE:O	1:4:216:LEU:HD12	2.07	0.55
31:5:613:CLA:HBA1	31:5:613:CLA:HBD	1.88	0.55
18:O:284:ASP:OD1	18:O:284:ASP:N	2.40	0.55
32:r:621:LHG:HC91	32:r:621:LHG:HC62	1.89	0.55
31:15:603:CLA:CED	30:15:608:CHL:H92	2.26	0.55
30:15:605:CHL:HBA1	34:15:616:NEX:H403	1.89	0.55
18:o:192:ASN:HB2	18:o:207:THR:HG22	1.89	0.55
22:s:180:MET:HA	22:s:180:MET:HE3	1.89	0.55
2:2:222:LEU:HB2	33:2:614:LUT:H22	1.89	0.55
30:13:606:CHL:H92	30:13:606:CHL:H41	1.89	0.55
6:A:192:ILE:HG13	6:A:293:MET:HE1	1.88	0.55
7:B:155:ALA:O	7:B:159:THR:OG1	2.25	0.55
22:S:221:ASP:OD1	33:S:618:LUT:O23	2.25	0.55
36:T:101:3PH:H332	39:b:617:BCR:H383	1.89	0.55
8:c:137:PRO:HD3	31:c:514:CLA:HED1	1.89	0.55
31:n:613:CLA:HBD	31:n:613:CLA:HBA1	1.88	0.55
20:q:98:LEU:HD11	20:q:149:THR:HG21	1.89	0.55
1:14:131:ASN:HB2	1:14:134:LEU:HD23	1.89	0.55
2:15:204:MET:HA	2:15:204:MET:HE2	1.89	0.55
8:c:403:SER:OG	8:c:405:ASN:OD1	2.25	0.55
39:c:526:BCR:H391	15:k:32:ALA:HB2	1.89	0.55
1:g:186:ASP:HB2	1:g:189:THR:HG23	1.90	0.55
20:Q:98:LEU:HD11	20:Q:149:THR:HG21	1.89	0.54

Continued on next page...

Continued from previous page...

Atom-1	Atom-2	Interatomic distance (Å)	Clash overlap (Å)
6:a:301:ASN:OD1	6:a:303:ASN:ND2	2.40	0.54
31:c:512:CLA:HAA1	31:c:512:CLA:HBD	1.88	0.54
31:r:601:CLA:HBD	32:r:618:LHG:HC42	1.89	0.54
30:s:606:CHL:H143	30:s:608:CHL:HBA1	1.89	0.54
30:5:607:CHL:HHC	30:5:607:CHL:HBB1	1.88	0.54
22:S:94:LEU:HD13	31:S:602:CLA:H42	1.88	0.54
1:g:180:PRO:HD2	33:g:616:LUT:H23	1.88	0.54
1:1:107:PHE:HB3	1:1:110:ALA:HB3	1.90	0.54
1:G:186:ASP:HB2	1:G:189:THR:HG23	1.89	0.54
31:b:614:CLA:H8	39:b:617:BCR:H362	1.88	0.54
1:g:214:GLN:HE21	1:g:225:ASN:HD22	1.55	0.54
2:12:222:LEU:HA	31:12:612:CLA:HMA2	1.89	0.54
7:B:174:ILE:HD11	7:B:309:LEU:HD13	1.89	0.54
31:Y:613:CLA:HBA1	31:Y:613:CLA:HBD	1.89	0.54
32:c:521:LHG:H272	32:s:617:LHG:H371	1.88	0.54
18:o:171:PHE:HB2	18:o:187:MET:HE3	1.89	0.54
1:11:155:GLU:OE1	1:11:158:ARG:NH2	2.39	0.54
22:S:211:MET:HE3	22:S:216:PRO:HB3	1.89	0.54
6:a:192:ILE:HG13	6:a:293:MET:HE1	1.89	0.54
21:r:253:ARG:HG3	21:r:253:ARG:HH11	1.71	0.54
28:y:95:MET:SD	31:y:610:CLA:HBB1	2.47	0.54
30:5:608:CHL:HHC	30:5:608:CHL:HBB1	1.89	0.54
21:R:74:ASP:OD1	21:R:74:ASP:N	2.41	0.54
31:Y:614:CLA:HBC1	33:Y:621:LUT:H162	1.89	0.54
8:c:368:PRO:HG3	20:q:133:ARG:HG3	1.88	0.54
1:g:179:ASP:OD1	33:g:616:LUT:O23	2.25	0.54
2:n:228:ALA:O	2:n:232:THR:OG1	2.26	0.54
32:C:521:LHG:H311	32:S:617:LHG:H101	1.90	0.54
6:a:303:ASN:O	8:c:415:ASN:ND2	2.41	0.54
8:c:77:PRO:HG3	22:s:293:LEU:HD22	1.89	0.54
31:N:611:CLA:HBC3	32:N:616:LHG:HC62	1.89	0.54
30:N:607:CHL:H191	31:Y:602:CLA:H191	1.90	0.54
31:S:615:CLA:HAA1	31:S:615:CLA:HBD	1.90	0.54
1:g:174:PRO:HB3	30:g:608:CHL:HBC2	1.89	0.54
4:8:112:LYS:H	4:8:112:LYS:HD3	1.73	0.54
31:c:505:CLA:H42	46:c:518:DGD:HB32	1.90	0.54
31:s:611:CLA:HBD	31:s:612:CLA:OBD	2.08	0.54
2:N:225:HIS:CG	31:N:613:CLA:HAA2	2.43	0.54
31:c:512:CLA:H202	39:c:526:BCR:H17C	1.88	0.54
9:D:56:THR:HG21	10:E:50:PRO:HD3	1.89	0.53
6:A:303:ASN:O	8:C:415:ASN:ND2	2.41	0.53

Continued on next page...

Continued from previous page...

Atom-1	Atom-2	Interatomic distance (Å)	Clash overlap (Å)
2:N:172:GLU:OE1	22:S:39:ARG:NH1	2.39	0.53
2:N:228:ALA:O	2:N:232:THR:OG1	2.26	0.53
2:2:184:ASP:N	2:2:184:ASP:OD1	2.41	0.53
31:12:609:CLA:H8	33:12:614:LUT:C30	2.38	0.53
2:15:45:PRO:HG2	2:15:48:LEU:HD12	1.90	0.53
32:Y:616:LHG:O3	32:Y:616:LHG:O1	2.20	0.53
31:G:604:CLA:HMB2	30:G:606:CHL:HBB1	1.89	0.53
28:Y:95:MET:SD	31:Y:610:CLA:HBB1	2.48	0.53
1:g:199:LYS:NZ	32:g:615:LHG:O5	2.41	0.53
30:6:608:CHL:HBA1	32:6:617:LHG:H341	1.90	0.53
31:11:612:CLA:HBB1	33:11:616:LUT:C14	2.38	0.53
1:14:95:THR:HG21	31:14:604:CLA:HBC3	1.90	0.53
5:16:207:PHE:CE1	5:16:218:PRO:HB3	2.44	0.53
35:G:619:XAT:H41	30:Y:607:CHL:HAA2	1.91	0.53
31:b:610:CLA:H142	31:b:612:CLA:H52	1.91	0.53
21:r:155:ARG:NH1	31:r:613:CLA:OBD	2.41	0.53
26:w:432:ASP:OD2	26:w:439:ASN:ND2	2.42	0.53
5:16:72:ARG:NH1	5:16:75:GLU:OE1	2.41	0.53
6:A:40:THR:HG23	31:A:406:CLA:HBB1	1.91	0.53
7:B:423:ARG:NH2	7:B:430:PHE:O	2.42	0.53
22:S:90:ASP:OD1	33:S:619:LUT:O23	2.26	0.53
4:7:112:LYS:H	4:7:112:LYS:HD3	1.74	0.53
32:A:414:LHG:O9	32:A:414:LHG:O1	2.24	0.53
2:N:81:ALA:O	2:N:85:MET:HG3	2.08	0.53
31:4:604:CLA:HBA1	31:4:604:CLA:HBD	1.91	0.53
1:14:78:ILE:HG21	31:14:603:CLA:HAA2	1.91	0.53
22:S:268:TRP:HB2	33:S:618:LUT:H22	1.90	0.53
32:r:621:LHG:H292	31:r:602:CLA:H193	1.90	0.53
32:r:619:LHG:HC82	32:r:619:LHG:H261	1.91	0.53
31:y:614:CLA:HBC1	33:y:622:LUT:H162	1.91	0.53
32:A:414:LHG:HC62	26:W:426:VAL:HG21	1.89	0.53
31:R:601:CLA:HBD	32:R:618:LHG:HC42	1.92	0.53
31:r:610:CLA:HBC3	32:r:618:LHG:HC62	1.91	0.53
28:y:99:LEU:HD13	31:y:612:CLA:HBB2	1.90	0.53
2:12:143:THR:O	2:12:147:LEU:HD23	2.09	0.52
2:12:213:ILE:HG23	2:12:214:THR:HG23	1.92	0.52
1:14:214:GLN:O	1:14:218:THR:HB	2.09	0.52
8:C:393:ALA:HB1	20:Q:79:ARG:HG3	1.91	0.52
8:c:376:ASP:HB3	8:c:379:LYS:HB2	1.91	0.52
32:d:408:LHG:H302	23:t:21:ILE:HD11	1.90	0.52
11:f:11:ILE:HD13	24:u:343:ILE:HD11	1.90	0.52

Continued on next page...

Continued from previous page...

Atom-1	Atom-2	Interatomic distance (Å)	Clash overlap (Å)
2:12:193:GLU:HB2	31:12:609:CLA:C2B	2.40	0.52
7:B:166:ILE:HD11	7:B:195:PRO:HB3	1.92	0.52
8:C:250:TRP:O	8:C:254:THR:OG1	2.25	0.52
8:C:403:SER:OG	8:C:405:ASN:OD1	2.25	0.52
20:Q:133:ARG:NH2	20:Q:173:ASP:OD2	2.42	0.52
9:d:197:HIS:O	9:d:201:VAL:HG12	2.08	0.52
1:4:196:LYS:O	1:4:200:ASN:ND2	2.43	0.52
31:C:512:CLA:HAA1	31:C:512:CLA:HBD	1.90	0.52
31:S:611:CLA:HBD	31:S:612:CLA:OBD	2.09	0.52
28:Y:99:LEU:HD13	31:Y:612:CLA:HBB2	1.90	0.52
30:y:607:CHL:H91	30:y:609:CHL:H172	1.90	0.52
5:16:36:PHE:CG	5:16:58:TRP:HB2	2.44	0.52
7:B:186:ASP:OD1	7:B:186:ASP:N	2.34	0.52
7:b:423:ARG:NH2	7:b:430:PHE:O	2.42	0.52
2:5:195:LYS:NZ	31:5:611:CLA:O1D	2.32	0.52
30:12:605:CHL:HBA1	34:12:616:NEX:H403	1.91	0.52
2:15:197:GLY:O	2:15:201:MET:HG3	2.10	0.52
31:R:608:CLA:H43	31:R:613:CLA:H51	1.91	0.52
22:S:97:ASP:OD1	22:S:97:ASP:N	2.43	0.52
18:o:284:ASP:OD1	18:o:284:ASP:N	2.40	0.52
2:12:189:LEU:CD1	31:12:609:CLA:H12	2.39	0.52
32:13:616:LHG:O1	32:13:616:LHG:O3	2.28	0.52
31:B:610:CLA:H142	31:B:612:CLA:H52	1.91	0.52
46:C:518:DGD:HA41	41:K:102:LMG:H342	1.90	0.52
22:S:43:TRP:HZ2	41:S:616:LMG:HC71	1.74	0.52
28:Y:152:VAL:HG22	43:Y:620:LNL:H16	1.92	0.52
7:b:258:TYR:OH	9:d:162:LEU:O	2.23	0.52
31:c:502:CLA:C3D	31:c:504:CLA:H2	2.40	0.52
32:3:617:LHG:H301	34:3:621:NEX:H402	1.90	0.52
31:4:610:CLA:H12	33:4:616:LUT:H26	1.91	0.52
1:14:34:ARG:NH2	1:14:57:ASP:OD1	2.39	0.52
1:14:70:GLU:OE1	1:14:70:GLU:N	2.42	0.52
31:11:602:CLA:H71	31:11:603:CLA:H3A	1.91	0.52
31:R:603:CLA:HMC3	31:R:608:CLA:H172	1.92	0.52
21:r:74:ASP:OD1	21:r:74:ASP:N	2.40	0.52
31:s:614:CLA:HBC1	33:s:618:LUT:H162	1.92	0.52
4:7:56:SER:HB2	8:C:29:GLU:HG2	1.92	0.52
30:Y:607:CHL:H91	30:Y:609:CHL:H172	1.91	0.52
7:b:326:ARG:HB3	7:b:444:ARG:HD3	1.91	0.52
2:n:235:TRP:O	2:n:239:ALA:HB3	2.10	0.52
43:H:101:LNL:H71	32:R:621:LHG:HC81	1.92	0.52

Continued on next page...

Continued from previous page...

Atom-1	Atom-2	Interatomic distance (Å)	Clash overlap (Å)
35:g:619:XAT:H41	30:y:607:CHL:HAA2	1.91	0.52
2:n:75:GLU:HA	2:n:168:LEU:HD11	1.92	0.52
8:c:393:ALA:HB1	20:q:79:ARG:HG3	1.91	0.51
18:o:254:THR:HG22	18:o:255:VAL:H	1.76	0.51
20:q:133:ARG:NH2	20:q:173:ASP:OD2	2.42	0.51
2:12:199:LEU:HB3	33:12:614:LUT:H202	1.91	0.51
5:13:152:GLU:HG3	30:13:609:CHL:C1B	2.39	0.51
31:13:615:CLA:H2A	31:13:615:CLA:HED2	1.91	0.51
39:D:406:BCR:H393	41:D:410:LMG:H161	1.92	0.51
18:O:254:THR:HG22	18:O:255:VAL:H	1.76	0.51
7:b:207:ILE:HD13	30:r:606:CHL:H11	1.90	0.51
31:12:612:CLA:C1B	33:12:614:LUT:C3	2.88	0.51
5:13:72:ARG:NH1	5:13:75:GLU:OE1	2.43	0.51
2:15:192:LYS:HZ2	31:15:611:CLA:HED2	1.75	0.51
32:a:413:LHG:O4	9:d:141:TYR:OH	2.21	0.51
8:c:318:LEU:HD12	8:c:340:TYR:HB3	1.92	0.51
32:c:521:LHG:H312	32:s:617:LHG:H111	1.91	0.51
2:2:95:GLU:HA	2:2:108:ALA:HB1	1.92	0.51
30:14:606:CHL:HBB2	30:14:607:CHL:HBB1	1.93	0.51
31:15:612:CLA:CBB	33:15:614:LUT:H183	2.39	0.51
31:c:514:CLA:H203	32:s:621:LHG:H382	1.92	0.51
9:d:56:THR:HG21	10:e:50:PRO:HD3	1.90	0.51
30:s:608:CHL:H12	33:s:618:LUT:H383	1.91	0.51
6:A:233:ALA:O	6:A:236:GLY:N	2.43	0.51
30:N:608:CHL:H12	33:N:617:LUT:H383	1.92	0.51
31:n:614:CLA:HBA1	31:n:614:CLA:HBD	1.93	0.51
2:15:198:ARG:HB3	31:15:602:CLA:HBC3	1.92	0.51
8:C:376:ASP:HB3	8:C:379:LYS:HB2	1.93	0.51
40:D:411:SQD:O49	40:D:411:SQD:O2	2.28	0.51
41:j:102:LMG:H361	41:v:101:LMG:H232	1.92	0.51
4:7:68:GLN:NE2	8:C:456:GLU:OE2	2.44	0.51
2:12:63:LEU:HD23	31:12:602:CLA:H42	1.92	0.51
30:14:601:CHL:HED2	32:14:615:LHG:H142	1.92	0.51
31:C:502:CLA:C3D	31:C:504:CLA:H2	2.39	0.51
31:C:514:CLA:H61	32:C:521:LHG:H262	1.93	0.51
2:n:172:GLU:OE1	22:s:39:ARG:NH1	2.40	0.51
30:1:601:CHL:H141	35:3:620:XAT:H161	1.92	0.51
2:5:189:LEU:HD22	31:5:610:CLA:H11	1.92	0.51
2:12:197:GLY:O	2:12:201:MET:HG3	2.10	0.51
5:16:235:TYR:HA	5:16:239:ALA:HB2	1.93	0.51
5:16:235:TYR:HD2	31:16:614:CLA:HED3	1.76	0.51

Continued on next page...

Continued from previous page...

Atom-1	Atom-2	Interatomic distance (Å)	Clash overlap (Å)
6:A:176:ILE:HD13	31:A:403:CLA:HED3	1.93	0.51
31:G:613:CLA:HBD	31:G:613:CLA:HAA1	1.93	0.51
21:R:155:ARG:NH1	31:R:613:CLA:OBD	2.42	0.51
31:r:602:CLA:H202	31:r:603:CLA:H151	1.93	0.51
2:n:210:GLN:O	2:n:214:THR:OG1	2.25	0.51
1:11:196:LYS:HD3	31:11:612:CLA:HBA2	1.93	0.51
5:16:235:TYR:CD2	31:16:614:CLA:HED3	2.46	0.51
8:C:318:LEU:HD12	8:C:340:TYR:HB3	1.92	0.51
8:C:464:GLU:OE2	9:D:245:SER:OG	2.24	0.51
43:H:101:LNL:H9	39:H:103:BCR:H402	1.92	0.51
32:R:621:LHG:H241	32:R:621:LHG:H112	1.93	0.51
18:o:195:ILE:HG22	18:o:204:GLY:HA3	1.93	0.51
30:6:605:CHL:H191	31:r:602:CLA:H141	1.93	0.50
2:15:192:LYS:NZ	31:15:611:CLA:HED2	2.26	0.50
6:A:96:ILE:HD11	6:A:102:LEU:HD21	1.92	0.50
8:C:368:PRO:HG3	20:Q:133:ARG:HG3	1.91	0.50
31:C:502:CLA:HBC1	31:C:513:CLA:H43	1.92	0.50
2:N:75:GLU:HA	2:N:168:LEU:HD11	1.93	0.50
28:Y:46:LEU:HB2	28:Y:50:SER:HB3	1.93	0.50
31:y:613:CLA:HBA1	31:y:613:CLA:HBD	1.92	0.50
1:4:179:ASP:OD1	33:4:616:LUT:O23	2.18	0.50
4:7:49:LYS:O	4:7:53:MET:HG3	2.11	0.50
2:12:189:LEU:HD13	31:12:609:CLA:C1	2.40	0.50
9:D:351:ALA:HA	19:P:614:ASP:HA	1.93	0.50
31:S:610:CLA:HBB2	31:S:612:CLA:CHB	2.41	0.50
26:W:414:THR:HG23	46:W:501:DGD:HBF2	1.94	0.50
21:r:276:THR:HG21	31:r:608:CLA:H203	1.93	0.50
4:7:49:LYS:HG2	4:7:53:MET:HE3	1.94	0.50
31:13:604:CLA:HMB2	30:13:606:CHL:HBB1	1.94	0.50
30:16:607:CHL:HBB1	33:16:618:LUT:H171	1.93	0.50
11:F:23:ALA:HB1	49:F:101:HEM:HAC	1.93	0.50
30:1:607:CHL:HBB1	33:1:617:LUT:H171	1.93	0.50
31:12:612:CLA:C2B	33:12:614:LUT:C18	2.79	0.50
1:14:65:LEU:HD13	31:14:602:CLA:H42	1.92	0.50
31:15:604:CLA:H42	34:15:616:NEX:H373	1.93	0.50
31:16:615:CLA:H2A	31:16:615:CLA:HED3	1.93	0.50
30:N:607:CHL:H172	32:Y:616:LHG:H162	1.92	0.50
6:a:96:ILE:HD11	6:a:102:LEU:HD21	1.92	0.50
7:b:174:ILE:HD11	7:b:309:LEU:HD13	1.92	0.50
31:g:613:CLA:H111	32:g:615:LHG:H342	1.93	0.50
1:4:174:PRO:HB3	30:4:608:CHL:HBC2	1.93	0.50

Continued on next page...

Continued from previous page...

Atom-1	Atom-2	Interatomic distance (Å)	Clash overlap (Å)
31:5:603:CLA:O1A	3:6:74:SER:OG	2.30	0.50
31:13:614:CLA:H2A	31:13:614:CLA:HED2	1.94	0.50
6:A:233:ALA:HB1	9:D:265:ARG:HH11	1.76	0.50
32:a:401:LHG:H182	32:a:401:LHG:H372	1.94	0.50
31:15:604:CLA:HMA2	30:15:605:CHL:HBC3	1.92	0.50
6:A:37:MET:HB2	6:A:125:SER:HB2	1.94	0.50
7:B:440:ASP:N	7:B:440:ASP:OD1	2.45	0.50
32:C:521:LHG:H282	32:S:617:LHG:HC91	1.92	0.50
1:G:77:GLU:HG3	1:G:172:LEU:HD13	1.94	0.50
2:N:148:MET:HA	2:N:151:ILE:HG12	1.94	0.50
8:c:250:TRP:O	8:c:254:THR:OG1	2.24	0.50
11:f:23:ALA:HB1	49:f:101:HEM:HAC	1.93	0.50
14:j:27:VAL:HG11	41:j:102:LMG:H391	1.92	0.50
1:1:128:TYR:HE2	31:1:604:CLA:H2	1.77	0.50
30:11:601:CHL:OBD	32:11:615:LHG:H272	2.12	0.50
2:15:226:LEU:HD21	31:15:613:CLA:HHC	1.93	0.50
31:15:603:CLA:HMA2	31:15:603:CLA:H52	1.94	0.50
31:C:504:CLA:HMA1	32:S:621:LHG:H281	1.93	0.50
31:C:506:CLA:HAA1	31:C:506:CLA:HBD	1.94	0.50
21:R:287:LEU:O	21:R:291:ASN:ND2	2.44	0.50
2:12:204:MET:HE2	2:12:204:MET:HA	1.93	0.50
31:C:514:CLA:HBD	31:C:514:CLA:HBA1	1.93	0.50
31:R:603:CLA:H18	30:R:606:CHL:H121	1.94	0.50
6:a:37:MET:HB2	6:a:125:SER:HB2	1.94	0.50
31:b:601:CLA:HBB2	39:h:102:BCR:H363	1.92	0.50
32:n:616:LHG:O3	32:n:616:LHG:O1	2.23	0.50
31:s:604:CLA:HMB2	30:s:606:CHL:HBB1	1.94	0.50
32:4:615:LHG:HC91	35:6:620:XAT:H371	1.94	0.50
2:5:98:GLN:OE1	2:5:105:PHE:N	2.39	0.50
2:N:116:GLN:HB2	2:N:123:LEU:HD12	1.93	0.50
43:W:503:LNL:H111	28:Y:192:LEU:HD13	1.94	0.50
7:b:148:LEU:HD23	31:b:604:CLA:H201	1.93	0.50
31:b:610:CLA:H122	31:b:615:CLA:HAA1	1.93	0.50
8:c:346:THR:OG1	8:c:348:GLU:OE1	2.30	0.50
2:N:175:ASP:OD1	33:N:617:LUT:O23	2.24	0.49
31:R:613:CLA:H52	31:R:614:CLA:H43	1.94	0.49
41:d:411:LMG:H162	40:d:412:SQD:H251	1.93	0.49
31:g:613:CLA:HAA1	31:g:613:CLA:HBD	1.94	0.49
22:s:137:GLY:O	22:s:143:THR:HG22	2.12	0.49
28:y:192:LEU:HD13	43:y:621:LNL:H111	1.93	0.49
3:6:138:GLY:H	3:6:141:ASN:HD21	1.60	0.49

Continued on next page...

Continued from previous page...

Atom-1	Atom-2	Interatomic distance (Å)	Clash overlap (Å)
1:14:203:LEU:HD13	31:14:611:CLA:HBC1	1.94	0.49
1:G:117:GLY:HA3	30:G:607:CHL:CAD	2.42	0.49
1:G:179:ASP:OD1	33:G:616:LUT:O23	2.23	0.49
1:G:214:GLN:HE21	1:G:225:ASN:HD22	1.60	0.49
2:N:207:PHE:HE1	33:N:617:LUT:H41	1.77	0.49
21:R:243:PRO:HD2	33:R:615:LUT:H23	1.94	0.49
8:c:406:SER:O	8:c:418:ASN:ND2	2.39	0.49
9:d:296:TYR:OH	9:d:326:ARG:NH1	2.33	0.49
2:n:207:PHE:HE1	33:n:617:LUT:H41	1.76	0.49
3:6:162:TYR:CD2	30:6:608:CHL:HBB1	2.47	0.49
1:11:65:LEU:HD21	31:13:603:CLA:H11	1.94	0.49
14:J:27:VAL:HG11	41:J:102:LMG:H391	1.93	0.49
19:P:595:ASP:HB2	19:P:601:TYR:HE2	1.76	0.49
19:p:653:GLY:O	19:p:657:SER:OG	2.22	0.49
2:15:111:PHE:CD1	2:15:112:LYS:HG3	2.47	0.49
31:A:402:CLA:HBD	31:A:403:CLA:HAC2	1.94	0.49
1:G:117:GLY:HA2	1:G:120:ILE:HG22	1.95	0.49
22:s:222:PRO:HD2	33:s:618:LUT:H23	1.95	0.49
2:5:209:VAL:HG11	31:5:613:CLA:HAC2	1.94	0.49
33:11:617:LUT:H372	31:13:603:CLA:HED2	1.94	0.49
6:A:18:CYS:O	6:A:22:THR:OG1	2.31	0.49
7:B:201:HIS:HB2	31:B:602:CLA:CHB	2.42	0.49
1:g:117:GLY:HA3	30:g:607:CHL:CAD	2.42	0.49
31:g:603:CLA:H72	31:n:603:CLA:H92	1.93	0.49
31:6:614:CLA:HAA1	31:6:614:CLA:HBD	1.94	0.49
4:7:96:THR:OG1	4:7:99:THR:OG1	2.30	0.49
32:A:414:LHG:HC41	26:W:426:VAL:HG11	1.93	0.49
46:c:518:DGD:HA42	41:j:102:LMG:H381	1.93	0.49
19:p:595:ASP:HB2	19:p:601:TYR:HE2	1.76	0.49
31:s:615:CLA:HBD	31:s:615:CLA:HAA1	1.93	0.49
2:5:175:ASP:OD1	33:5:614:LUT:O23	2.30	0.49
6:A:33:PHE:HE1	31:C:506:CLA:H92	1.78	0.49
6:A:244:GLU:OE2	9:D:264:LYS:NZ	2.38	0.49
7:B:55:MET:SD	7:B:63:LEU:HD23	2.53	0.49
31:C:509:CLA:HBC3	31:C:509:CLA:HHD	1.95	0.49
9:D:263:ASN:HB3	9:D:266:TRP:HB3	1.93	0.49
30:G:601:CHL:HMB3	28:Y:163:ILE:HD11	1.95	0.49
9:d:134:ARG:HG2	40:d:412:SQD:H1	1.93	0.49
21:r:287:LEU:O	21:r:291:ASN:ND2	2.45	0.49
5:16:54:GLY:O	5:16:198:ARG:NH2	2.36	0.49
41:J:102:LMG:H361	41:K:102:LMG:H232	1.94	0.49

Continued on next page...

Continued from previous page...

Atom-1	Atom-2	Interatomic distance (Å)	Clash overlap (Å)
22:S:281:LEU:HD12	32:S:621:LHG:HC92	1.95	0.49
31:c:509:CLA:HBC3	31:c:509:CLA:HHD	1.95	0.49
9:d:54:PHE:O	10:e:49:SER:OG	2.29	0.49
28:y:188:ASP:OD1	33:y:622:LUT:O23	2.27	0.49
1:11:68:ASP:O	1:11:71:THR:OG1	2.23	0.49
31:15:603:CLA:HED3	33:16:618:LUT:H372	1.95	0.49
7:B:367:PRO:O	7:B:425:GLN:NE2	2.46	0.49
2:N:82:ARG:NH1	30:N:608:CHL:OBD	2.40	0.49
29:Z:25:VAL:O	29:Z:29:THR:HG23	2.13	0.49
31:y:603:CLA:H61	31:y:603:CLA:H41	1.57	0.49
30:4:606:CHL:HBB2	30:4:607:CHL:HBB1	1.93	0.49
30:11:605:CHL:HHC	30:11:605:CHL:HBB1	1.95	0.49
32:A:413:LHG:O4	9:D:141:TYR:OH	2.23	0.49
30:R:605:CHL:HBA1	34:R:617:NEX:H403	1.94	0.49
6:a:188:ALA:HB2	6:a:328:MET:HG3	1.94	0.49
31:b:612:CLA:H102	31:b:612:CLA:H162	1.93	0.49
31:12:603:CLA:H71	31:13:602:CLA:H91	1.95	0.48
7:B:56:TRP:H	7:B:56:TRP:CD1	2.31	0.48
7:B:477:ASP:OD1	7:B:477:ASP:N	2.40	0.48
32:C:521:LHG:O9	32:C:521:LHG:O2	2.23	0.48
22:S:196:TYR:HB2	22:S:202:LYS:HG2	1.95	0.48
6:a:278:TRP:HB3	6:a:279:PRO:HD3	1.94	0.48
43:h:101:LNL:H9	39:h:102:BCR:H323	1.95	0.48
21:r:243:PRO:HD2	33:r:615:LUT:H23	1.94	0.48
28:y:246:ASN:OD1	28:y:246:ASN:N	2.46	0.48
2:2:169:TYR:HB3	31:2:610:CLA:O1D	2.13	0.48
2:2:222:LEU:HD22	33:2:614:LUT:H172	1.94	0.48
3:3:138:GLY:H	3:3:141:ASN:HD21	1.60	0.48
4:8:68:GLN:NE2	8:c:456:GLU:OE2	2.46	0.48
30:15:605:CHL:HBB2	33:15:615:LUT:H7	1.94	0.48
26:W:432:ASP:OD2	26:W:439:ASN:ND2	2.46	0.48
1:1:197:GLU:HG3	31:1:610:CLA:C1B	2.42	0.48
8:C:390:ARG:NH2	20:Q:77:GLU:OE1	2.46	0.48
30:G:607:CHL:CHA	30:G:607:CHL:HBA1	2.43	0.48
2:N:193:GLU:HB2	31:N:610:CLA:C1B	2.44	0.48
31:c:504:CLA:HMA1	32:s:621:LHG:H281	1.95	0.48
26:w:406:ASP:OD2	26:w:408:SER:OG	2.30	0.48
1:4:196:LYS:HD3	31:4:612:CLA:HBD	1.96	0.48
33:4:617:LUT:H372	31:6:603:CLA:HED3	1.95	0.48
31:G:611:CLA:HBC3	32:G:615:LHG:HC61	1.94	0.48
18:O:149:MET:HA	18:O:168:GLY:HA3	1.95	0.48

Continued on next page...

Continued from previous page...

Atom-1	Atom-2	Interatomic distance (Å)	Clash overlap (Å)
1:G:87:MET:SD	31:G:610:CLA:HBB1	2.54	0.48
6:a:308:ASP:OD1	6:a:312:ARG:N	2.46	0.48
31:c:506:CLA:H18	41:w:501:LMG:H272	1.96	0.48
13:i:10:THR:HG23	26:w:416:VAL:HG21	1.94	0.48
39:j:101:BCR:H15C	15:k:31:LEU:HB2	1.95	0.48
22:s:129:ALA:HB2	22:s:135:VAL:HB	1.96	0.48
1:4:112:VAL:HB	1:4:115:LYS:HB2	1.96	0.48
5:13:189:LEU:HB3	31:13:610:CLA:H3A	1.94	0.48
2:15:34:ARG:NH2	2:15:50:GLY:HA2	2.28	0.48
30:16:605:CHL:HBA1	30:16:605:CHL:H3A	1.73	0.48
19:p:554:LEU:HG	20:q:61:LEU:HD21	1.96	0.48
2:5:212:LEU:O	2:5:215:ARG:NH1	2.41	0.48
5:16:195:LYS:HG2	32:16:616:LHG:H242	1.96	0.48
5:16:198:ARG:HA	5:16:201:MET:HE3	1.94	0.48
32:A:415:LHG:H372	32:A:415:LHG:H182	1.94	0.48
31:B:615:CLA:H162	31:B:615:CLA:H192	1.73	0.48
6:a:18:CYS:O	6:a:22:THR:OG1	2.31	0.48
6:a:155:THR:HG21	46:c:517:DGD:HBH2	1.95	0.48
8:c:339:LYS:HD3	19:p:575:GLY:HA3	1.95	0.48
9:d:225:ASP:HB2	9:d:234:ALA:HB1	1.94	0.48
16:l:29:ALA:O	16:l:33:SER:HB3	2.13	0.48
2:n:210:GLN:NE2	31:n:613:CLA:NA	2.61	0.48
31:r:611:CLA:HBB1	33:r:615:LUT:C35	2.44	0.48
2:2:192:LYS:HD3	31:2:612:CLA:HAA2	1.95	0.48
2:15:68:GLU:O	2:15:72:ARG:HG2	2.14	0.48
36:B:620:3PH:H2G2	23:t:15:GLY:HA3	1.95	0.48
1:G:143:VAL:HG22	30:G:605:CHL:HAC1	1.96	0.48
31:R:604:CLA:HMB2	30:R:605:CHL:HBB1	1.96	0.48
7:b:367:PRO:O	7:b:425:GLN:NE2	2.46	0.48
8:c:425:TRP:O	8:c:429:SER:OG	2.30	0.48
30:n:607:CHL:H2	28:y:247:PHE:HE2	1.78	0.48
31:y:613:CLA:H52	32:y:616:LHG:H201	1.95	0.48
2:2:82:ARG:NH1	30:2:608:CHL:OBD	2.47	0.48
2:15:213:ILE:HG23	2:15:214:THR:HG23	1.95	0.48
31:c:502:CLA:HBC1	31:c:513:CLA:H43	1.95	0.48
2:n:148:MET:HA	2:n:151:ILE:HG12	1.96	0.48
30:1:601:CHL:HBA1	30:1:601:CHL:H3A	1.63	0.48
30:1:605:CHL:H3A	30:1:605:CHL:HBA2	1.62	0.48
31:1:611:CLA:HBD	31:1:611:CLA:HBA1	1.95	0.48
1:4:144:LEU:O	1:4:148:LEU:HG	2.14	0.48
2:12:68:GLU:O	2:12:72:ARG:HG2	2.14	0.48

Continued on next page...

Continued from previous page...

Atom-1	Atom-2	Interatomic distance (Å)	Clash overlap (Å)
30:13:608:CHL:H3A	30:13:608:CHL:HBA2	1.50	0.48
1:14:95:THR:HG22	1:14:96:PRO:HD3	1.96	0.48
5:16:58:TRP:CZ2	30:16:601:CHL:HBA1	2.48	0.48
30:16:608:CHL:HBA2	30:16:608:CHL:H3A	1.51	0.48
39:J:101:BCR:H15C	15:K:31:LEU:HB2	1.94	0.48
21:r:256:LYS:HE2	21:r:256:LYS:HB3	1.54	0.48
30:4:608:CHL:H3A	30:4:608:CHL:HBA2	1.58	0.47
31:13:613:CLA:HAA1	31:13:613:CLA:HBD	1.95	0.47
5:16:179:LEU:HD12	31:16:610:CLA:H11	1.96	0.47
6:A:278:TRP:HB3	6:A:279:PRO:HD3	1.96	0.47
30:N:608:CHL:H3A	30:N:608:CHL:HBA2	1.41	0.47
32:a:414:LHG:H371	31:y:611:CLA:H202	1.96	0.47
31:c:506:CLA:HAA1	31:c:506:CLA:HBD	1.95	0.47
30:g:607:CHL:HBA1	30:g:607:CHL:CHA	2.43	0.47
22:s:221:ASP:OD1	33:s:618:LUT:O23	2.31	0.47
31:14:602:CLA:H2A	31:14:602:CLA:HED2	1.96	0.47
31:B:610:CLA:H122	31:B:615:CLA:HAA1	1.95	0.47
9:D:225:ASP:HB2	9:D:234:ALA:HB1	1.95	0.47
31:Y:615:CLA:H92	31:Y:615:CLA:H61	1.75	0.47
6:a:176:ILE:HD13	31:d:402:CLA:HED3	1.96	0.47
41:d:411:LMG:H371	32:d:413:LHG:H131	1.96	0.47
10:e:8:ARG:HB3	10:e:13:ILE:HD11	1.95	0.47
11:f:41:ARG:NH2	14:j:42:LEU:O	2.39	0.47
31:5:602:CLA:HBA2	31:5:602:CLA:H3A	1.61	0.47
5:16:189:LEU:HB3	31:16:610:CLA:H3A	1.96	0.47
18:O:271:GLU:HG2	18:O:303:GLN:HG2	1.97	0.47
31:a:403:CLA:HBD	31:d:402:CLA:HAC2	1.96	0.47
2:n:85:MET:HE2	33:n:617:LUT:C34	2.44	0.47
19:p:564:SER:O	19:p:564:SER:OG	2.29	0.47
31:r:601:CLA:O1A	31:r:610:CLA:HBB1	2.15	0.47
2:5:34:ARG:HD2	2:5:55:ASP:O	2.14	0.47
31:5:604:CLA:HBA1	31:5:604:CLA:CBD	2.39	0.47
1:11:34:ARG:NH2	1:11:57:ASP:OD1	2.44	0.47
1:14:74:ARG:NH1	1:14:77:GLU:OE1	2.46	0.47
6:A:162:PRO:HB3	6:A:168:PHE:HA	1.97	0.47
6:a:63:ILE:HB	8:c:335:THR:HG21	1.97	0.47
1:g:117:GLY:HA2	1:g:120:ILE:HG22	1.96	0.47
2:n:45:PRO:HD2	2:n:48:LEU:HD12	1.95	0.47
25:v:26:LEU:HD21	29:z:25:VAL:HA	1.95	0.47
1:1:112:VAL:HB	1:1:115:LYS:HB2	1.95	0.47
1:1:144:LEU:O	1:1:148:LEU:HG	2.14	0.47

Continued on next page...

Continued from previous page...

Atom-1	Atom-2	Interatomic distance (Å)	Clash overlap (Å)
1:14:49:TYR:OH	1:14:61:ASP:OD2	2.27	0.47
31:16:604:CLA:HMB2	30:16:606:CHL:HBB1	1.96	0.47
30:16:609:CHL:H41	30:16:609:CHL:H62	1.69	0.47
31:B:612:CLA:H102	31:B:612:CLA:H162	1.96	0.47
8:C:108:THR:HG22	8:C:108:THR:O	2.14	0.47
10:E:8:ARG:HB3	10:E:13:ILE:HD11	1.95	0.47
31:R:610:CLA:HBC3	32:R:618:LHG:HC62	1.96	0.47
22:S:123:ILE:HG21	31:S:611:CLA:H203	1.96	0.47
8:c:163:ILE:HG23	43:c:523:LNL:H141	1.96	0.47
46:c:518:DGD:HA42	41:j:102:LMG:H351	1.96	0.47
12:h:70:ASP:OD1	12:h:70:ASP:N	2.39	0.47
31:s:603:CLA:HBB1	33:s:619:LUT:C34	2.44	0.47
30:4:601:CHL:H141	35:6:620:XAT:H161	1.97	0.47
31:13:602:CLA:H41	31:13:602:CLA:H61	1.53	0.47
6:A:131:TRP:CH2	31:C:506:CLA:HAA2	2.50	0.47
26:w:414:THR:HG23	46:w:502:DGD:HBH1	1.95	0.47
31:y:614:CLA:HBD	31:y:614:CLA:HAA1	1.96	0.47
1:1:49:TYR:OH	1:1:61:ASP:OD2	2.28	0.47
1:1:211:PHE:HE1	33:1:616:LUT:H41	1.79	0.47
31:1:610:CLA:CBB	33:1:616:LUT:H32	2.44	0.47
2:2:93:THR:HG21	31:2:604:CLA:HBC3	1.97	0.47
30:4:609:CHL:H62	30:4:609:CHL:H41	1.55	0.47
30:5:608:CHL:HBA2	30:5:608:CHL:H3A	1.61	0.47
5:13:209:ILE:O	5:13:212:ILE:HG22	2.14	0.47
5:16:175:ASP:OD1	33:16:617:LUT:O23	2.29	0.47
7:B:24:LEU:CD2	31:B:616:CLA:HBB1	2.45	0.47
31:B:614:CLA:H62	31:B:614:CLA:H41	1.56	0.47
44:B:623:STE:H183	44:B:623:STE:H151	1.74	0.47
46:C:518:DGD:HA42	41:J:102:LMG:H351	1.96	0.47
9:D:266:TRP:HH2	32:L:102:LHG:H102	1.80	0.47
31:D:405:CLA:H41	31:D:405:CLA:H61	1.51	0.47
18:O:125:VAL:HG22	18:O:294:ILE:HG12	1.97	0.47
19:P:554:LEU:HG	20:Q:61:LEU:HD21	1.95	0.47
7:b:288:VAL:HG23	7:b:305:ILE:HD11	1.95	0.47
2:n:47:TYR:OH	2:n:59:ASP:OD2	2.27	0.47
30:3:608:CHL:HBA2	30:3:608:CHL:H3A	1.42	0.47
2:5:125:TYR:HB3	2:5:131:LEU:HD23	1.97	0.47
31:15:603:CLA:OBD	30:15:608:CHL:H11	2.14	0.47
12:H:18:THR:HG22	12:H:21:GLY:H	1.80	0.47
2:N:85:MET:SD	31:N:610:CLA:HBB1	2.54	0.47
18:O:170:ASP:OD1	18:O:170:ASP:N	2.45	0.47

Continued on next page...

Continued from previous page...

Atom-1	Atom-2	Interatomic distance (Å)	Clash overlap (Å)
8:c:57:ALA:O	8:c:61:VAL:HG23	2.14	0.47
30:n:605:CHL:H102	31:s:611:CLA:H171	1.96	0.47
30:1:608:CHL:H3A	30:1:608:CHL:HBA2	1.56	0.47
31:3:610:CLA:H92	31:3:610:CLA:H61	1.74	0.47
2:5:82:ARG:NH1	30:5:608:CHL:OBD	2.47	0.47
5:13:235:TYR:HA	5:13:239:ALA:HB2	1.96	0.47
6:A:63:ILE:HB	8:C:335:THR:HG21	1.96	0.47
30:N:607:CHL:H71	32:Y:616:LHG:H223	1.96	0.47
31:b:610:CLA:H202	31:b:610:CLA:H161	1.68	0.47
21:r:233:ARG:HG3	21:r:233:ARG:HH11	1.80	0.47
7:B:54:PRO:HD2	7:B:57:ARG:HG3	1.96	0.47
7:B:243:ALA:HA	7:B:246:PHE:CD2	2.50	0.47
31:C:512:CLA:H92	31:C:512:CLA:H62	1.77	0.47
30:N:607:CHL:H41	30:N:607:CHL:H62	1.58	0.47
28:Y:57:TYR:OH	28:Y:69:ASP:OD2	2.24	0.47
1:g:77:GLU:HG3	1:g:172:LEU:HD13	1.97	0.47
1:g:143:VAL:HG22	30:g:605:CHL:HAC1	1.97	0.47
1:14:238:GLY:N	31:14:613:CLA:O1A	2.44	0.46
7:B:495:PHE:HD1	7:B:504:ARG:HA	1.80	0.46
1:G:199:LYS:NZ	32:G:615:LHG:O5	2.48	0.46
30:N:608:CHL:HBA1	41:S:616:LMG:H222	1.96	0.46
36:T:101:3PH:H2F1	36:T:101:3PH:H3A2	1.97	0.46
22:s:268:TRP:HB2	33:s:618:LUT:H22	1.95	0.46
31:s:604:CLA:H92	31:s:604:CLA:H62	1.76	0.46
31:2:602:CLA:H52	33:2:615:LUT:H28	1.97	0.46
2:5:112:LYS:HB3	2:5:112:LYS:HE2	1.63	0.46
6:A:151:VAL:HG12	46:C:517:DGD:HBV2	1.97	0.46
46:C:518:DGD:HA42	41:J:102:LMG:H381	1.95	0.46
7:b:201:HIS:HB2	31:b:602:CLA:CHB	2.45	0.46
7:b:495:PHE:HD1	7:b:504:ARG:HA	1.81	0.46
8:c:380:LEU:HA	8:c:384:ILE:HG13	1.97	0.46
9:d:51:GLY:HA3	9:d:78:VAL:HG22	1.98	0.46
9:d:263:ASN:HB3	9:d:266:TRP:HB3	1.97	0.46
40:d:414:SQD:H441	11:f:12:PHE:O	2.15	0.46
21:r:109:LEU:HD23	21:r:131:ALA:HA	1.97	0.46
31:r:602:CLA:HBC3	31:r:602:CLA:HHD	1.96	0.46
2:2:155:ARG:HG3	30:2:608:CHL:C1D	2.45	0.46
2:2:222:LEU:HD13	33:2:614:LUT:H163	1.97	0.46
31:11:602:CLA:H61	31:11:602:CLA:H41	1.58	0.46
31:15:612:CLA:CBB	33:15:614:LUT:C18	2.93	0.46
1:G:184:ALA:HB1	1:G:190:LEU:HD13	1.97	0.46

Continued on next page...

Continued from previous page...

Atom-1	Atom-2	Interatomic distance (Å)	Clash overlap (Å)
36:T:101:3PH:H2E1	40:l:101:SQD:H341	1.97	0.46
1:1:84:ARG:HA	1:1:87:MET:HE3	1.98	0.46
3:3:215:PHE:HE1	33:3:618:LUT:H41	1.81	0.46
17:M:15:ILE:O	17:M:19:THR:OG1	2.31	0.46
31:d:405:CLA:H193	31:d:405:CLA:H162	1.76	0.46
1:g:184:ALA:HB1	1:g:190:LEU:HD13	1.98	0.46
30:n:605:CHL:H51	30:n:605:CHL:H8	1.80	0.46
18:o:149:MET:HA	18:o:168:GLY:HA3	1.98	0.46
31:r:608:CLA:H202	31:r:608:CLA:H161	1.74	0.46
1:1:184:ALA:HB2	31:1:610:CLA:HAA2	1.98	0.46
2:2:80:HIS:HB3	2:2:201:MET:HE3	1.98	0.46
30:2:609:CHL:H142	30:2:609:CHL:H111	1.83	0.46
3:6:94:ALA:O	3:6:98:MET:HG3	2.14	0.46
8:C:346:THR:OG1	8:C:348:GLU:OE1	2.33	0.46
9:D:194:ASN:O	9:D:198:MET:HG3	2.16	0.46
30:G:608:CHL:HBA1	30:G:608:CHL:CBD	2.43	0.46
21:R:233:ARG:HG3	21:R:233:ARG:HH11	1.80	0.46
31:S:603:CLA:HBB1	33:S:619:LUT:C33	2.46	0.46
7:b:243:ALA:HA	7:b:246:PHE:CD2	2.50	0.46
30:g:608:CHL:HBA1	30:g:608:CHL:CBD	2.43	0.46
1:14:85:TRP:CD1	30:14:609:CHL:HMD3	2.50	0.46
33:15:614:LUT:H12	33:15:614:LUT:H191	1.98	0.46
22:S:142:GLU:HA	30:S:607:CHL:HED1	1.96	0.46
2:n:85:MET:HE1	31:n:610:CLA:CBB	2.46	0.46
3:6:205:GLY:O	3:6:209:MET:HG3	2.16	0.46
43:W:502:LNL:H171	28:Y:102:ILE:HG21	1.98	0.46
2:n:131:LEU:HD23	2:n:131:LEU:HA	1.79	0.46
18:o:127:MET:HE3	18:o:292:ALA:HB2	1.98	0.46
30:r:605:CHL:H41	30:r:605:CHL:H61	1.62	0.46
22:s:153:LEU:HD23	31:s:604:CLA:HBA2	1.98	0.46
3:3:98:MET:HE3	3:3:205:GLY:N	2.31	0.46
1:4:74:ARG:HA	1:4:74:ARG:HD3	1.69	0.46
2:5:212:LEU:HD21	31:6:615:CLA:H11	1.98	0.46
5:13:195:LYS:HG2	32:13:616:LHG:H242	1.98	0.46
31:G:610:CLA:H92	31:G:610:CLA:H62	1.79	0.46
30:N:607:CHL:H92	30:N:607:CHL:H61	1.75	0.46
1:1:88:LEU:HD11	31:1:610:CLA:HAC1	1.98	0.46
1:4:34:ARG:NH2	1:4:57:ASP:OD1	2.47	0.46
31:4:603:CLA:H42	2:5:63:LEU:HD11	1.98	0.46
2:5:169:TYR:HB3	31:5:610:CLA:O1D	2.15	0.46
1:11:47:PRO:HG2	1:11:61:ASP:HB3	1.98	0.46

Continued on next page...

Continued from previous page...

Atom-1	Atom-2	Interatomic distance (Å)	Clash overlap (Å)
5:13:131:LEU:HD23	5:13:131:LEU:HA	1.72	0.46
31:15:602:CLA:H61	31:15:602:CLA:H41	1.55	0.46
31:16:613:CLA:HAA1	31:16:613:CLA:HBD	1.98	0.46
8:C:380:LEU:HA	8:C:384:ILE:HG13	1.97	0.46
31:D:405:CLA:H193	31:D:405:CLA:H162	1.73	0.46
30:N:607:CHL:H201	31:Y:602:CLA:H201	1.98	0.46
28:Y:188:ASP:OD1	33:Y:621:LUT:O23	2.27	0.46
6:a:183:MET:HB3	31:a:403:CLA:HBC2	1.98	0.46
6:a:247:ASN:HB3	6:a:250:ALA:HB3	1.98	0.46
7:b:24:LEU:CD2	31:b:616:CLA:HBB1	2.45	0.46
31:d:402:CLA:H202	31:d:402:CLA:H161	1.73	0.46
32:6:617:LHG:H261	31:r:610:CLA:H11	1.98	0.45
1:11:80:VAL:HG23	1:11:81:ILE:HD12	1.98	0.45
31:B:602:CLA:H12	12:H:62:TYR:CD2	2.51	0.45
39:B:617:BCR:H383	36:B:620:3PH:H352	1.97	0.45
32:Y:618:LHG:H121	32:Y:618:LHG:H291	1.97	0.45
31:b:613:CLA:H41	31:b:613:CLA:H62	1.65	0.45
8:c:281:ILE:HG12	41:w:501:LMG:H251	1.98	0.45
31:c:514:CLA:HBD	31:c:514:CLA:HBA1	1.98	0.45
39:c:515:BCR:H24C	39:c:515:BCR:H371	1.84	0.45
9:d:21:TRP:O	9:d:26:ARG:NH2	2.47	0.45
30:n:607:CHL:H91	30:n:607:CHL:H112	1.66	0.45
22:s:87:TYR:OH	32:s:617:LHG:O5	2.32	0.45
43:w:503:LNL:H171	28:y:102:ILE:HG21	1.98	0.45
1:1:82:HIS:HB3	1:1:205:MET:HE3	1.98	0.45
1:1:159:TYR:CE2	2:2:43:ASN:HB2	2.51	0.45
32:1:615:LHG:O1	35:3:620:XAT:O23	2.28	0.45
3:3:44:ASP:OD1	3:3:44:ASP:N	2.43	0.45
30:4:605:CHL:H3A	30:4:605:CHL:HBA2	1.60	0.45
31:6:611:CLA:HAC1	32:6:616:LHG:H301	1.99	0.45
42:D:407:PL9:H221	42:D:407:PL9:H201	1.82	0.45
21:R:109:LEU:HD23	21:R:131:ALA:HA	1.97	0.45
31:S:613:CLA:H2A	31:S:613:CLA:HED3	1.98	0.45
36:T:101:3PH:H321	36:T:101:3PH:H32	1.43	0.45
6:a:131:TRP:CH2	31:c:506:CLA:HAA2	2.52	0.45
22:s:43:TRP:HZ2	41:s:616:LMG:HC71	1.81	0.45
22:s:116:MET:HE3	22:s:243:GLY:CA	2.46	0.45
31:y:612:CLA:H193	31:y:612:CLA:H161	1.77	0.45
33:15:614:LUT:H191	33:15:614:LUT:C12	2.46	0.45
31:16:603:CLA:H92	31:16:603:CLA:H61	1.79	0.45
2:N:45:PRO:HD2	2:N:48:LEU:HD12	1.98	0.45

Continued on next page...

Continued from previous page...

Atom-1	Atom-2	Interatomic distance (Å)	Clash overlap (Å)
21:R:262:ILE:HD12	21:R:262:ILE:HA	1.86	0.45
22:S:87:TYR:OH	32:S:617:LHG:O5	2.35	0.45
22:S:129:ALA:HB2	22:S:135:VAL:HB	1.98	0.45
28:Y:248:TYR:HA	28:Y:252:ALA:HB2	1.99	0.45
31:Y:614:CLA:HAA1	31:Y:614:CLA:HBD	1.98	0.45
31:b:605:CLA:H41	31:b:605:CLA:H61	1.81	0.45
31:c:507:CLA:H202	31:c:507:CLA:H161	1.65	0.45
40:d:412:SQD:O49	40:d:412:SQD:O2	2.34	0.45
30:n:609:CHL:H62	30:n:609:CHL:H41	1.67	0.45
31:r:611:CLA:HBB1	33:r:615:LUT:C15	2.46	0.45
31:s:602:CLA:CBB	33:s:619:LUT:H32	2.46	0.45
2:2:176:PRO:HD2	33:2:614:LUT:H23	1.97	0.45
1:11:84:ARG:NH1	30:11:608:CHL:OBD	2.49	0.45
1:11:157:TYR:CD2	30:11:608:CHL:HBB1	2.51	0.45
31:11:603:CLA:H11	31:11:603:CLA:HBA1	1.78	0.45
2:12:193:GLU:HB2	31:12:609:CLA:C1B	2.45	0.45
31:12:609:CLA:H8	33:12:614:LUT:C29	2.46	0.45
30:14:601:CHL:H62	30:14:601:CHL:H2	1.63	0.45
16:L:29:ALA:O	16:L:33:SER:HB3	2.15	0.45
27:X:78:GLY:HA2	43:X:201:LNL:H142	1.99	0.45
8:c:187:ASP:OD2	8:c:197:ARG:NH1	2.49	0.45
39:j:101:BCR:H382	15:k:34:VAL:HG22	1.97	0.45
15:k:40:SER:O	15:k:40:SER:OG	2.22	0.45
31:1:610:CLA:HMB1	31:1:610:CLA:H12	1.98	0.45
3:3:49:LEU:HB2	3:3:53:SER:HB3	1.99	0.45
31:3:604:CLA:H41	31:3:604:CLA:H61	1.52	0.45
1:4:159:TYR:CE2	2:5:43:ASN:HB2	2.52	0.45
30:4:601:CHL:H41	30:4:601:CHL:H62	1.75	0.45
3:6:217:ILE:HG21	31:6:613:CLA:HAC2	1.99	0.45
31:11:612:CLA:HBB1	33:11:616:LUT:C15	2.47	0.45
31:12:612:CLA:C2B	33:12:614:LUT:C4	2.94	0.45
31:13:610:CLA:H62	31:13:610:CLA:H41	1.72	0.45
5:16:206:GLY:O	5:16:210:GLN:HG3	2.17	0.45
6:A:34:GLY:HA2	6:A:37:MET:HB3	1.98	0.45
6:A:197:PHE:HE1	46:C:519:DGD:HBW2	1.81	0.45
7:B:327:ALA:HB1	41:B:621:LMG:HC8	1.99	0.45
8:c:313:GLN:HG3	8:c:396:MET:HE3	1.99	0.45
9:d:266:TRP:HH2	32:l:102:LHG:H102	1.81	0.45
31:r:603:CLA:HBB1	31:r:608:CLA:H18	1.98	0.45
31:s:610:CLA:H3A	31:s:610:CLA:HBA2	1.59	0.45
43:y:619:LNL:H10	43:y:619:LNL:H13	1.72	0.45

Continued on next page...

Continued from previous page...

Atom-1	Atom-2	Interatomic distance (Å)	Clash overlap (Å)
30:1:609:CHL:HBA2	30:1:609:CHL:H3A	1.29	0.45
31:3:602:CLA:H3A	31:3:602:CLA:HBA2	1.62	0.45
1:4:107:PHE:HB3	1:4:110:ALA:HB3	1.98	0.45
30:12:608:CHL:HBA2	30:12:608:CHL:H3A	1.61	0.45
30:13:601:CHL:NA	32:13:616:LHG:H102	2.32	0.45
5:16:76:LEU:CD2	31:16:603:CLA:HBD	2.47	0.45
31:B:607:CLA:H2	41:B:621:LMG:H152	1.99	0.45
1:G:198:ILE:HD12	1:G:198:ILE:HA	1.82	0.45
32:R:621:LHG:H292	31:R:602:CLA:H193	1.99	0.45
7:b:42:LEU:HD11	7:b:93:TYR:HB3	1.98	0.45
9:d:193:LEU:O	16:l:35:TYR:OH	2.23	0.45
31:s:609:CLA:H41	31:s:609:CLA:H62	1.66	0.45
31:4:610:CLA:CBB	33:4:616:LUT:H32	2.47	0.45
31:4:613:CLA:H92	31:4:613:CLA:H61	1.78	0.45
5:13:179:LEU:HD12	31:13:610:CLA:H11	1.99	0.45
6:A:183:MET:HB3	31:A:402:CLA:HBC2	1.98	0.45
31:S:603:CLA:HBB1	33:S:619:LUT:C34	2.47	0.45
40:d:414:SQD:H241	40:d:414:SQD:H282	1.99	0.45
1:1:198:ILE:HD12	1:1:198:ILE:HA	1.83	0.45
36:8:201:3PH:H2	36:8:201:3PH:H221	1.63	0.45
12:H:70:ASP:OD1	12:H:70:ASP:N	2.35	0.45
2:N:145:LEU:HD21	32:Y:616:LHG:H161	1.98	0.45
30:N:605:CHL:H2A	30:N:605:CHL:O1D	2.17	0.45
30:N:607:CHL:H91	30:N:607:CHL:H112	1.67	0.45
31:b:602:CLA:H12	12:h:62:TYR:CD2	2.51	0.45
18:o:160:SER:OG	18:o:198:LYS:NZ	2.50	0.45
22:s:260:THR:HG22	22:s:262:GLU:HG2	1.99	0.45
22:s:281:LEU:HD12	32:s:621:LHG:HC92	1.99	0.45
31:1:613:CLA:HBD	31:1:613:CLA:HAA1	1.99	0.45
3:3:205:GLY:O	3:3:209:MET:HG3	2.16	0.45
30:3:607:CHL:HBB2	30:3:609:CHL:HBC1	1.99	0.45
30:12:607:CHL:H3A	30:12:607:CHL:HBA2	1.37	0.45
5:13:82:ARG:HA	5:13:85:MET:HE3	1.99	0.45
5:16:76:LEU:HD21	31:16:603:CLA:HBD	1.99	0.45
7:B:157:HIS:HA	7:B:163:GLY:HA3	1.99	0.45
8:C:425:TRP:O	8:C:429:SER:OG	2.31	0.45
22:S:55:LYS:NZ	32:S:617:LHG:O1	2.41	0.45
30:3:606:CHL:H61	30:3:606:CHL:H41	1.66	0.45
33:12:614:LUT:H191	33:12:614:LUT:C12	2.47	0.45
30:13:605:CHL:HBA1	30:13:605:CHL:H3A	1.68	0.45
31:14:610:CLA:H152	31:14:610:CLA:H18	1.64	0.45

Continued on next page...

Continued from previous page...

Atom-1	Atom-2	Interatomic distance (Å)	Clash overlap (Å)
6:A:247:ASN:HB3	6:A:250:ALA:HB3	1.99	0.45
31:S:604:CLA:H111	31:S:604:CLA:H71	1.68	0.45
31:b:604:CLA:H92	31:b:604:CLA:H61	1.81	0.45
31:d:404:CLA:H192	31:d:404:CLA:H162	1.77	0.45
31:s:604:CLA:H121	30:s:606:CHL:H152	1.99	0.45
2:2:50:GLY:HA2	2:2:55:ASP:HB3	1.99	0.44
1:4:234:SER:O	1:4:237:ASN:ND2	2.50	0.44
6:A:102:LEU:HD23	6:A:102:LEU:HA	1.85	0.44
8:C:240:ILE:HG12	31:C:502:CLA:HBB1	2.00	0.44
9:D:189:HIS:HA	9:D:294:ARG:HD2	1.99	0.44
2:N:235:TRP:O	2:N:239:ALA:HB3	2.17	0.44
31:S:610:CLA:HBB1	31:S:610:CLA:H51	1.99	0.44
42:a:410:PL9:H322	42:a:410:PL9:H301	1.76	0.44
9:d:194:ASN:O	9:d:198:MET:HG3	2.17	0.44
1:g:112:VAL:HG13	1:g:221:SER:HB3	1.99	0.44
31:1:610:CLA:H3A	31:1:610:CLA:HBA2	1.68	0.44
1:G:174:PRO:HB3	30:G:608:CHL:HBC2	1.99	0.44
2:n:161:ALA:HB2	41:s:616:LMG:H111	2.00	0.44
2:n:193:GLU:HB2	31:n:610:CLA:C1B	2.47	0.44
2:5:58:TRP:HZ3	31:5:602:CLA:HBC2	1.82	0.44
32:A:414:LHG:H272	26:W:419:ILE:HG12	2.00	0.44
31:B:602:CLA:H12	12:H:62:TYR:HD2	1.83	0.44
8:C:187:ASP:OD2	8:C:197:ARG:NH1	2.51	0.44
39:C:515:BCR:H24C	39:C:515:BCR:H371	1.83	0.44
9:D:348:ARG:NH2	19:P:615:GLU:OE2	2.51	0.44
39:J:101:BCR:H382	15:K:34:VAL:HG22	1.99	0.44
18:O:160:SER:OG	18:O:198:LYS:NZ	2.51	0.44
30:R:606:CHL:H91	30:R:606:CHL:H112	1.72	0.44
31:c:503:CLA:H111	31:c:504:CLA:HMB2	1.98	0.44
31:d:405:CLA:H51	43:x:201:LNL:H182	2.00	0.44
2:n:85:MET:HE2	33:n:617:LUT:H34	1.99	0.44
30:n:607:CHL:H41	30:n:607:CHL:H61	1.63	0.44
18:o:170:ASP:OD1	18:o:170:ASP:N	2.46	0.44
2:2:80:HIS:CE1	31:2:603:CLA:ND	2.85	0.44
30:2:609:CHL:H62	30:2:609:CHL:H41	1.52	0.44
31:6:604:CLA:H61	31:6:604:CLA:H41	1.53	0.44
30:6:605:CHL:H51	31:r:612:CLA:H2	2.00	0.44
4:7:45:ASN:HB3	4:7:48:VAL:HB	1.99	0.44
36:8:201:3PH:H351	36:8:201:3PH:H242	2.00	0.44
31:13:603:CLA:H92	31:13:603:CLA:H61	1.72	0.44
31:14:602:CLA:H41	31:14:602:CLA:H61	1.59	0.44

Continued on next page...

Continued from previous page...

Atom-1	Atom-2	Interatomic distance (Å)	Clash overlap (Å)
7:B:201:HIS:HE2	31:B:603:CLA:C1B	2.31	0.44
19:P:612:ASP:OD1	19:P:613:GLY:N	2.51	0.44
6:a:34:GLY:HA2	6:a:37:MET:HB3	1.98	0.44
2:n:175:ASP:OD1	33:n:617:LUT:O23	2.27	0.44
2:n:176:PRO:HD2	33:n:617:LUT:H23	2.00	0.44
2:n:192:LYS:HE2	31:n:612:CLA:HBD	1.97	0.44
31:y:610:CLA:H102	31:y:610:CLA:H62	1.75	0.44
5:13:58:TRP:CZ2	30:13:601:CHL:HBA1	2.52	0.44
38:D:402:PHO:HBA2	38:D:402:PHO:H3A	1.67	0.44
18:O:195:ILE:HG22	18:O:204:GLY:HA3	1.98	0.44
31:R:610:CLA:H102	31:R:610:CLA:H62	1.57	0.44
30:Y:605:CHL:HHC	30:Y:605:CHL:HBB1	2.00	0.44
6:a:161:TYR:HB3	6:a:162:PRO:HD3	2.00	0.44
31:b:615:CLA:H192	31:b:615:CLA:H162	1.74	0.44
31:2:610:CLA:H3A	31:2:610:CLA:HBA2	1.76	0.44
3:6:215:PHE:HE1	33:6:618:LUT:H41	1.82	0.44
31:6:610:CLA:H62	31:6:610:CLA:H41	1.80	0.44
2:12:198:ARG:HB3	31:12:602:CLA:HBC3	1.99	0.44
31:12:603:CLA:H61	31:12:603:CLA:H92	1.72	0.44
30:15:608:CHL:H52	30:16:601:CHL:H71	1.99	0.44
31:B:606:CLA:H62	39:B:619:BCR:H342	1.99	0.44
8:C:343:ARG:NH1	8:C:347:GLY:O	2.49	0.44
18:O:114:ASP:OD1	18:O:115:LYS:N	2.50	0.44
20:Q:156:LYS:HE2	20:Q:156:LYS:HB3	1.75	0.44
22:S:260:THR:HG22	22:S:262:GLU:HG2	1.99	0.44
31:Y:602:CLA:HMC1	33:Y:622:LUT:C31	2.48	0.44
7:b:500:ASP:OD2	27:x:100:ARG:NH1	2.46	0.44
30:n:601:CHL:HBA1	30:n:601:CHL:H3A	1.55	0.44
30:n:607:CHL:H2	28:y:247:PHE:CE2	2.53	0.44
28:y:247:PHE:HB2	31:y:613:CLA:CAD	2.48	0.44
1:11:246:LEU:HD12	1:11:247:PRO:HD2	1.99	0.44
2:12:93:THR:HG21	31:12:604:CLA:HAC2	1.99	0.44
6:A:195:HIS:O	6:A:199:MET:HG3	2.17	0.44
9:D:148:ALA:HB3	9:D:149:PRO:HD3	2.00	0.44
22:S:148:LEU:HD23	22:S:148:LEU:HA	1.79	0.44
8:c:243:LEU:HD21	32:y:618:LHG:H172	1.98	0.44
19:p:544:ILE:HD12	19:p:547:LEU:HD13	2.00	0.44
21:r:262:ILE:HD12	21:r:262:ILE:HA	1.87	0.44
28:y:217:MET:HE2	33:y:623:LUT:H10	2.00	0.44
31:12:602:CLA:H41	31:12:602:CLA:H61	1.75	0.44
30:12:605:CHL:HBB2	33:12:615:LUT:H7	1.99	0.44

Continued on next page...

Continued from previous page...

Atom-1	Atom-2	Interatomic distance (Å)	Clash overlap (Å)
5:13:234:PHE:HB2	31:13:613:CLA:CAD	2.47	0.44
5:16:82:ARG:HA	5:16:85:MET:HE3	2.00	0.44
5:16:234:PHE:HB2	31:16:613:CLA:CAD	2.48	0.44
9:D:231:THR:OG1	32:D:409:LHG:O4	2.35	0.44
14:J:11:PRO:HB2	14:J:14:LEU:HB2	2.00	0.44
31:S:610:CLA:CBB	33:S:618:LUT:H32	2.48	0.44
28:Y:212:LEU:HD13	31:Y:611:CLA:HBC1	1.99	0.44
31:Y:603:CLA:H51	31:Y:603:CLA:HMA2	1.98	0.44
31:b:602:CLA:H12	12:h:62:TYR:HD2	1.82	0.44
8:c:130:VAL:HG21	31:c:512:CLA:H161	2.00	0.44
28:y:158:MET:HA	28:y:161:VAL:HG22	2.00	0.44
31:14:610:CLA:H2	33:14:616:LUT:H28	2.00	0.44
6:A:299:GLY:O	8:C:403:SER:HB2	2.18	0.44
13:I:10:THR:HG23	26:W:416:VAL:HG21	2.00	0.44
22:S:49:GLN:HG2	22:S:51:ILE:HG12	1.99	0.44
31:Y:602:CLA:H62	31:Y:602:CLA:H41	1.85	0.44
31:Y:613:CLA:H192	31:Y:613:CLA:H162	1.78	0.44
6:a:127:MET:HB2	6:a:147:TYR:HD2	1.83	0.44
7:b:201:HIS:HB2	31:b:602:CLA:C1B	2.47	0.44
2:12:192:LYS:HB2	2:12:192:LYS:HE2	1.81	0.43
1:14:127:ASN:N	1:14:127:ASN:OD1	2.49	0.43
32:A:414:LHG:H371	31:Y:611:CLA:H202	2.00	0.43
31:R:603:CLA:H162	30:R:606:CHL:H72	1.99	0.43
8:c:240:ILE:HG12	31:c:502:CLA:HBB1	1.99	0.43
40:d:414:SQD:H82	27:x:92:VAL:HG11	2.00	0.43
30:g:609:CHL:H43	30:n:601:CHL:H43	1.99	0.43
2:n:189:LEU:HB3	31:n:610:CLA:H3A	1.99	0.43
31:n:611:CLA:HMA3	32:n:616:LHG:HC32	1.99	0.43
28:y:68:TRP:CZ2	30:y:601:CHL:HBA1	2.53	0.43
28:y:164:TYR:CZ	28:y:171:PRO:HG3	2.53	0.43
31:2:602:CLA:H3A	31:2:602:CLA:HBA2	1.66	0.43
30:5:609:CHL:H142	30:5:609:CHL:H111	1.87	0.43
2:12:86:LEU:HB3	31:12:604:CLA:CBB	2.47	0.43
2:12:198:ARG:HB3	31:12:602:CLA:CBC	2.48	0.43
31:12:609:CLA:C10	31:12:611:CLA:HMB3	2.49	0.43
31:13:603:CLA:O2D	31:13:603:CLA:H2A	2.18	0.43
31:15:604:CLA:H92	31:15:604:CLA:H62	1.79	0.43
31:B:601:CLA:HBB2	39:H:103:BCR:H351	1.99	0.43
8:C:276:LEU:HD21	31:C:509:CLA:HBB1	2.00	0.43
31:C:512:CLA:H202	31:C:512:CLA:H162	1.82	0.43
30:G:609:CHL:H91	30:G:609:CHL:H111	1.70	0.43

Continued on next page...

Continued from previous page...

Atom-1	Atom-2	Interatomic distance (Å)	Clash overlap (Å)
31:N:610:CLA:H62	31:N:610:CLA:H41	1.92	0.43
18:O:165:GLN:NE2	18:O:170:ASP:OD2	2.40	0.43
31:R:602:CLA:H61	31:R:602:CLA:H41	1.85	0.43
31:R:603:CLA:H61	31:R:603:CLA:H41	1.67	0.43
22:S:205:GLU:H	22:S:205:GLU:CD	2.26	0.43
7:b:148:LEU:HD11	36:b:623:3PH:H2H2	1.98	0.43
31:b:605:CLA:H61	31:b:605:CLA:H92	1.90	0.43
18:o:125:VAL:HG22	18:o:294:ILE:HG12	2.00	0.43
21:r:165:ARG:NH1	30:r:607:CHL:OBD	2.50	0.43
31:s:610:CLA:H62	31:s:610:CLA:H41	1.87	0.43
31:2:603:CLA:H72	31:3:602:CLA:H91	2.00	0.43
30:4:601:CHL:HBA1	30:4:601:CHL:H3A	1.63	0.43
32:11:615:LHG:H162	32:11:615:LHG:H132	1.85	0.43
7:B:91:TRP:HE1	41:B:622:LMG:HC72	1.83	0.43
30:R:605:CHL:H61	30:R:605:CHL:H41	1.77	0.43
6:a:195:HIS:O	6:a:199:MET:HG3	2.17	0.43
7:b:170:ASP:HB2	7:b:171:PRO:HD2	2.00	0.43
31:b:610:CLA:H102	31:b:610:CLA:H62	1.76	0.43
39:b:619:BCR:H24C	39:b:619:BCR:H371	1.85	0.43
8:c:390:ARG:NH2	20:q:77:GLU:OE1	2.51	0.43
8:c:473:ASP:N	8:c:473:ASP:OD1	2.52	0.43
9:d:85:MET:HE3	9:d:85:MET:HB3	1.89	0.43
31:n:604:CLA:H62	31:n:604:CLA:H41	1.70	0.43
22:s:205:GLU:H	22:s:205:GLU:CD	2.26	0.43
43:y:619:LNL:H15	43:y:619:LNL:H12	1.75	0.43
2:5:89:LEU:HB2	33:5:614:LUT:H401	2.00	0.43
4:8:56:SER:HB2	8:c:29:GLU:HG2	1.99	0.43
10:E:36:LEU:O	10:E:40:THR:OG1	2.22	0.43
12:H:25:LYS:HA	12:H:25:LYS:HD2	1.85	0.43
21:R:256:LYS:HB3	21:R:256:LYS:HE2	1.65	0.43
6:a:299:GLY:O	8:c:403:SER:HB2	2.18	0.43
6:a:316:THR:HG22	6:a:317:TRP:N	2.33	0.43
31:b:607:CLA:H2	41:b:620:LMG:H152	2.00	0.43
9:d:231:THR:OG1	32:d:409:LHG:O4	2.36	0.43
2:n:241:LYS:HE2	2:n:241:LYS:HB2	1.86	0.43
31:s:604:CLA:H142	30:s:606:CHL:H13	2.00	0.43
1:1:126:LEU:HB2	1:1:137:ALA:HB3	2.00	0.43
1:11:78:ILE:HG21	31:11:603:CLA:HAA2	2.00	0.43
30:13:607:CHL:H142	30:13:609:CHL:H102	2.00	0.43
1:14:75:TYR:HE1	31:14:603:CLA:O2A	2.01	0.43
5:16:54:GLY:HA3	5:16:194:ILE:HG21	1.98	0.43

Continued on next page...

Continued from previous page...

Atom-1	Atom-2	Interatomic distance (Å)	Clash overlap (Å)
42:A:410:PL9:H322	42:A:410:PL9:H301	1.76	0.43
30:N:605:CHL:H111	31:S:611:CLA:H162	2.00	0.43
19:P:653:GLY:O	19:P:657:SER:OG	2.23	0.43
31:R:603:CLA:HBB1	35:R:616:XAT:C33	2.48	0.43
26:W:417:PHE:HZ	46:W:501:DGD:HA61	1.83	0.43
31:Y:612:CLA:H193	31:Y:612:CLA:H161	1.78	0.43
31:b:601:CLA:HAC1	39:h:102:BCR:H331	1.99	0.43
8:c:265:VAL:HG21	8:c:449:ARG:HD3	2.01	0.43
9:d:148:ALA:HB3	9:d:149:PRO:HD3	2.00	0.43
28:y:212:LEU:HD13	31:y:611:CLA:HBC1	2.00	0.43
31:y:612:CLA:H91	31:y:612:CLA:H112	1.88	0.43
30:5:605:CHL:H3A	30:5:605:CHL:HBA2	1.51	0.43
30:6:608:CHL:H3A	30:6:608:CHL:HBA2	1.55	0.43
36:B:620:3PH:H2G1	40:L:101:SQD:H352	2.00	0.43
8:C:313:GLN:HG3	8:C:396:MET:HE3	2.01	0.43
31:S:604:CLA:H13	30:S:606:CHL:H152	2.00	0.43
32:a:414:LHG:H262	31:y:612:CLA:H71	2.00	0.43
30:r:606:CHL:H91	32:r:619:LHG:H172	1.99	0.43
30:r:606:CHL:H111	32:r:619:LHG:H351	2.00	0.43
22:s:147:MET:SD	22:s:153:LEU:HB2	2.58	0.43
30:1:609:CHL:H41	30:1:609:CHL:H61	1.56	0.43
30:6:605:CHL:H101	30:6:605:CHL:H61	1.62	0.43
2:15:63:LEU:HD23	31:15:602:CLA:C2	2.49	0.43
31:15:612:CLA:C4B	33:15:614:LUT:H183	2.46	0.43
31:B:609:CLA:C2	31:B:610:CLA:HBB2	2.49	0.43
31:C:503:CLA:H111	31:C:504:CLA:HMB2	2.01	0.43
14:J:24:ILE:HG21	41:J:102:LMG:H261	2.01	0.43
31:S:604:CLA:HBA1	31:S:604:CLA:HBD	2.01	0.43
30:S:608:CHL:HBA2	30:S:608:CHL:H3A	1.71	0.43
6:a:60:ILE:HB	6:a:83:ILE:HG22	2.00	0.43
31:c:510:CLA:HBA1	31:c:510:CLA:H3A	1.71	0.43
14:j:24:ILE:HG21	41:j:102:LMG:H261	2.01	0.43
31:r:614:CLA:H92	31:r:614:CLA:H62	1.79	0.43
31:y:602:CLA:HMC1	33:y:623:LUT:C31	2.49	0.43
3:3:120:LYS:HA	30:3:607:CHL:HED1	1.99	0.43
3:6:162:TYR:HD2	30:6:608:CHL:HBB1	1.84	0.43
5:13:233:ASN:HD22	31:13:614:CLA:CGD	2.32	0.43
7:B:258:TYR:OH	9:D:162:LEU:O	2.22	0.43
1:G:160:SER:HB3	2:N:41:PHE:HB3	2.01	0.43
30:G:609:CHL:HBA1	30:N:601:CHL:O1A	2.19	0.43
41:b:621:LMG:O10	21:r:208:TYR:OH	2.37	0.43

Continued on next page...

Continued from previous page...

Atom-1	Atom-2	Interatomic distance (Å)	Clash overlap (Å)
8:c:276:LEU:HD21	31:c:509:CLA:HBB1	1.99	0.43
34:r:617:NEX:H403	30:r:605:CHL:HBA1	2.00	0.43
22:s:253:PHE:HE1	33:s:618:LUT:H41	1.82	0.43
30:2:609:CHL:H3A	30:2:609:CHL:HBA2	1.33	0.43
2:5:182:ASP:OD2	2:5:182:ASP:C	2.61	0.43
3:6:120:LYS:HA	30:6:607:CHL:HED1	1.99	0.43
1:11:127:ASN:OD1	1:11:127:ASN:N	2.52	0.43
30:11:609:CHL:HED1	2:12:60:THR:HB	2.01	0.43
31:14:611:CLA:C4C	32:14:615:LHG:HC61	2.49	0.43
31:15:602:CLA:H61	31:15:602:CLA:H92	1.74	0.43
7:B:170:ASP:HB2	7:B:171:PRO:HD2	2.01	0.43
31:B:609:CLA:H61	31:B:609:CLA:H92	1.70	0.43
39:D:406:BCR:H20C	39:D:406:BCR:H361	1.92	0.43
31:S:609:CLA:H92	31:S:609:CLA:H61	1.82	0.43
8:c:225:VAL:HG22	8:c:289:MET:HG2	2.00	0.43
41:c:520:LMG:HC1	31:y:611:CLA:HBA1	2.01	0.43
42:d:407:PL9:H221	42:d:407:PL9:H201	1.82	0.43
1:1:94:LEU:HD23	1:1:94:LEU:HA	1.87	0.43
1:1:113:TRP:CE2	1:1:114:PHE:HD2	2.36	0.43
30:15:608:CHL:H72	30:15:608:CHL:H112	1.63	0.43
8:C:163:ILE:HG23	43:C:523:LNL:H141	2.00	0.43
8:C:225:VAL:HG22	8:C:289:MET:HG2	2.01	0.43
7:b:18:ARG:NH1	16:l:5:ASN:OD1	2.52	0.43
31:b:604:CLA:C2C	31:b:613:CLA:HAB	2.49	0.43
31:b:611:CLA:H202	31:b:611:CLA:H161	1.73	0.43
8:c:333:GLY:HA2	8:c:339:LYS:HG3	2.01	0.43
32:g:615:LHG:H361	35:g:619:XAT:H371	2.00	0.43
31:n:613:CLA:H93	32:n:616:LHG:H151	2.01	0.43
31:r:609:CLA:H62	31:r:609:CLA:H41	1.89	0.43
1:4:192:GLU:HG2	1:4:196:LYS:HE3	2.01	0.42
1:11:78:ILE:HG12	30:11:609:CHL:HED2	2.01	0.42
31:11:602:CLA:HBA2	31:11:602:CLA:H3A	1.79	0.42
2:12:91:CYS:SG	33:12:615:LUT:H41	2.59	0.42
5:13:175:ASP:OD1	33:13:617:LUT:O23	2.27	0.42
1:14:47:PRO:HG2	1:14:61:ASP:HB3	2.01	0.42
1:14:75:TYR:CE1	31:14:602:CLA:H43	2.54	0.42
1:14:246:LEU:HD12	1:14:247:PRO:HD2	2.00	0.42
5:16:209:ILE:HD12	31:16:613:CLA:HBC1	2.01	0.42
30:16:605:CHL:H8	32:r:621:LHG:H161	2.00	0.42
31:B:601:CLA:H8	31:B:601:CLA:H52	1.72	0.42
8:C:226:SER:O	8:C:226:SER:OG	2.35	0.42

Continued on next page...

Continued from previous page...

Atom-1	Atom-2	Interatomic distance (Å)	Clash overlap (Å)
41:C:520:LMG:HC1	31:Y:611:CLA:HBA1	2.00	0.42
7:b:242:ILE:HA	7:b:245:VAL:HG22	2.01	0.42
31:c:502:CLA:H152	31:c:508:CLA:H72	2.01	0.42
31:n:611:CLA:H12	31:n:611:CLA:HBA1	1.69	0.42
31:2:603:CLA:O1A	3:3:74:SER:OG	2.37	0.42
31:4:604:CLA:H12	30:4:606:CHL:HBD	2.01	0.42
30:4:608:CHL:HHC	30:4:608:CHL:HBB1	2.01	0.42
31:6:613:CLA:H62	31:6:613:CLA:H2	1.76	0.42
1:11:202:ARG:HA	1:11:205:MET:HE3	2.01	0.42
31:12:609:CLA:H3A	31:12:609:CLA:HBA2	1.60	0.42
2:15:210:GLN:OE1	31:15:612:CLA:ND	2.52	0.42
6:A:153:ALA:HB1	31:A:402:CLA:HED1	2.01	0.42
6:A:155:THR:HG21	46:C:517:DGD:HBH2	2.01	0.42
31:G:602:CLA:H18	31:G:602:CLA:H152	1.74	0.42
21:R:272:PHE:CE2	35:R:616:XAT:H10	2.55	0.42
28:Y:46:LEU:HD23	28:Y:46:LEU:HA	1.87	0.42
28:Y:141:LEU:HD23	28:Y:141:LEU:HA	1.82	0.42
6:a:175:GLY:O	6:a:179:THR:OG1	2.23	0.42
31:c:506:CLA:H161	31:c:506:CLA:H202	1.77	0.42
1:g:160:SER:HB3	2:n:41:PHE:HB3	2.01	0.42
31:s:604:CLA:HAB	34:s:620:NEX:C39	2.49	0.42
30:s:606:CHL:H112	30:s:606:CHL:H71	1.91	0.42
1:1:114:PHE:HD1	30:1:607:CHL:H11	1.84	0.42
30:4:609:CHL:HBA2	30:4:609:CHL:H3A	1.29	0.42
31:6:615:CLA:HBA1	31:6:615:CLA:CBD	2.48	0.42
31:12:609:CLA:C2B	31:12:609:CLA:H42	2.48	0.42
31:14:603:CLA:HBA1	31:14:603:CLA:H11	1.78	0.42
2:15:226:LEU:HA	31:15:613:CLA:HBB1	2.01	0.42
31:B:615:CLA:HBA1	31:B:615:CLA:H3A	1.81	0.42
8:C:473:ASP:N	8:C:473:ASP:OD1	2.52	0.42
31:G:610:CLA:H203	34:G:618:NEX:H363	2.01	0.42
30:Y:606:CHL:H61	30:Y:606:CHL:H41	1.84	0.42
31:a:403:CLA:H72	31:d:402:CLA:HAB	2.01	0.42
31:b:609:CLA:H92	31:b:609:CLA:H61	1.70	0.42
39:c:526:BCR:H24C	39:c:526:BCR:H371	1.84	0.42
30:2:608:CHL:HBA1	30:2:608:CHL:H12	1.79	0.42
3:6:197:LEU:HD13	31:6:610:CLA:HBA2	2.01	0.42
31:15:603:CLA:H92	31:15:603:CLA:H41	2.00	0.42
31:15:612:CLA:HBA1	31:15:612:CLA:CHA	2.49	0.42
5:16:38:GLY:HA3	5:16:39:PRO:HD3	1.91	0.42
6:A:60:ILE:HD12	6:A:84:PRO:HD2	2.02	0.42

Continued on next page...

Continued from previous page...

Atom-1	Atom-2	Interatomic distance (Å)	Clash overlap (Å)
6:A:161:TYR:HB3	6:A:162:PRO:HD3	2.00	0.42
7:B:42:LEU:HD11	7:B:93:TYR:HB3	2.00	0.42
31:B:611:CLA:H203	31:B:613:CLA:H8	2.02	0.42
8:C:265:VAL:HG21	8:C:449:ARG:HD3	2.02	0.42
9:D:134:ARG:HG2	40:D:411:SQD:H1	2.01	0.42
2:N:176:PRO:HD2	33:N:617:LUT:H23	2.01	0.42
7:b:3:LEU:HD23	7:b:3:LEU:HA	1.94	0.42
18:o:124:LYS:HB3	18:o:133:PHE:HB3	2.01	0.42
21:r:246:LEU:HB2	31:r:609:CLA:HBA1	2.01	0.42
22:s:148:LEU:HA	22:s:148:LEU:HD23	1.76	0.42
28:y:248:TYR:HA	28:y:252:ALA:HB2	2.00	0.42
1:4:211:PHE:HE1	33:4:616:LUT:H41	1.85	0.42
31:6:610:CLA:H61	31:6:610:CLA:H92	1.75	0.42
1:14:156:ALA:HB1	2:15:41:PHE:CE1	2.54	0.42
30:14:609:CHL:H41	30:14:609:CHL:H61	1.49	0.42
2:15:86:LEU:HB3	31:15:604:CLA:CBB	2.50	0.42
39:B:617:BCR:H15C	36:B:620:3PH:H3E1	2.00	0.42
31:C:510:CLA:HBA1	31:C:510:CLA:H3A	1.71	0.42
21:R:165:ARG:NH1	30:R:607:CHL:OBD	2.50	0.42
22:s:103:LYS:NZ	22:s:107:ASN:OD1	2.51	0.42
31:s:613:CLA:H2A	31:s:613:CLA:HED3	2.01	0.42
31:y:615:CLA:H92	31:y:615:CLA:H61	1.80	0.42
2:5:93:THR:OG1	2:5:94:PRO:HD3	2.20	0.42
36:7:201:3PH:H232	14:J:13:TRP:HB3	2.00	0.42
31:12:612:CLA:C2B	33:12:614:LUT:H42	2.49	0.42
5:16:144:GLN:OE1	30:16:607:CHL:HMC	2.20	0.42
31:A:402:CLA:H201	32:D:408:LHG:H312	2.00	0.42
31:B:604:CLA:C2C	31:B:613:CLA:HAB	2.49	0.42
31:C:505:CLA:HAA1	31:C:505:CLA:HBD	2.02	0.42
6:a:82:ILE:HB	6:a:174:LEU:HB2	2.02	0.42
31:a:403:CLA:H201	32:d:408:LHG:H312	2.00	0.42
42:a:410:PL9:H472	42:a:410:PL9:H451	1.85	0.42
7:b:348:ASP:OD1	7:b:349:LYS:N	2.53	0.42
31:g:602:CLA:H152	31:g:602:CLA:H18	1.72	0.42
2:n:82:ARG:NH1	30:n:608:CHL:OBD	2.47	0.42
2:n:188:GLU:O	2:n:192:LYS:HG3	2.19	0.42
50:n:620:PAM:H52	31:y:615:CLA:CAD	2.49	0.42
18:o:155:VAL:HG22	18:o:161:VAL:HG12	2.01	0.42
18:o:271:GLU:HG2	18:o:303:GLN:HG2	2.01	0.42
20:q:156:LYS:HE2	20:q:156:LYS:HB3	1.75	0.42
21:r:164:GLY:O	21:r:168:MET:HG3	2.20	0.42

Continued on next page...

Continued from previous page...

Atom-1	Atom-2	Interatomic distance (Å)	Clash overlap (Å)
30:2:605:CHL:H3A	30:2:605:CHL:HBA2	1.54	0.42
1:4:91:LEU:HD22	1:4:91:LEU:HA	1.90	0.42
31:4:602:CLA:H92	31:4:602:CLA:H62	1.67	0.42
32:4:615:LHG:H131	35:6:620:XAT:H403	2.02	0.42
3:6:156:MET:HA	3:6:159:VAL:HG22	2.01	0.42
31:14:611:CLA:H41	31:14:611:CLA:H61	1.66	0.42
31:16:611:CLA:HAA1	31:16:611:CLA:HBD	2.02	0.42
41:A:409:LMG:H251	8:C:281:ILE:HG12	2.00	0.42
39:B:618:BCR:H371	39:B:618:BCR:H24C	1.85	0.42
16:L:13:LEU:HA	32:L:102:LHG:HC11	2.01	0.42
50:N:621:PAM:H41	31:Y:615:CLA:CAD	2.50	0.42
31:Y:610:CLA:H102	31:Y:610:CLA:H62	1.80	0.42
6:a:60:ILE:HD12	6:a:84:PRO:HD2	2.01	0.42
6:a:238:LYS:HA	6:a:238:LYS:HD3	1.90	0.42
39:b:617:BCR:H24C	39:b:617:BCR:H371	1.88	0.42
33:12:614:LUT:H191	33:12:614:LUT:H12	2.01	0.42
31:15:603:CLA:CAD	30:15:608:CHL:H11	2.50	0.42
8:C:333:GLY:HA2	8:C:339:LYS:HG3	2.02	0.42
9:D:323:GLU:OE1	18:O:232:LYS:HE3	2.20	0.42
2:N:233:ASN:HD21	2:N:236:VAL:HB	1.84	0.42
21:R:246:LEU:HB2	31:R:609:CLA:HBA1	2.02	0.42
30:R:607:CHL:H3A	30:R:607:CHL:HBA2	1.70	0.42
31:R:614:CLA:H92	31:R:614:CLA:H62	1.75	0.42
7:b:321:LYS:HB3	7:b:321:LYS:HE3	1.75	0.42
7:b:422:ARG:HD3	18:o:230:TYR:CE2	2.55	0.42
2:n:144:GLN:OE1	30:n:607:CHL:HMC	2.20	0.42
31:r:614:CLA:H62	31:r:614:CLA:H41	1.68	0.42
28:y:220:PHE:HE1	33:y:622:LUT:H41	1.84	0.42
30:y:601:CHL:H62	30:y:601:CHL:H41	1.66	0.42
4:8:102:GLU:OE2	11:f:6:SER:HA	2.19	0.42
31:11:602:CLA:HBD	31:11:602:CLA:HAA1	2.02	0.42
31:G:604:CLA:HAA1	31:G:604:CLA:HBD	2.02	0.42
9:d:56:THR:OG1	9:d:57:SER:N	2.52	0.42
31:g:613:CLA:H101	32:g:615:LHG:H131	2.02	0.42
22:s:94:LEU:HD13	31:s:602:CLA:H42	2.02	0.42
22:s:173:VAL:HG12	30:s:607:CHL:HBC1	2.02	0.42
22:s:211:MET:HE3	22:s:211:MET:HB3	1.88	0.42
1:1:74:ARG:HA	1:1:74:ARG:HD3	1.67	0.42
1:1:199:LYS:HB3	1:1:199:LYS:HE2	1.84	0.42
30:1:601:CHL:HHC	30:1:601:CHL:HBB1	2.02	0.42
3:3:46:PRO:HB3	30:3:601:CHL:HBC1	2.02	0.42

Continued on next page...

Continued from previous page...

Atom-1	Atom-2	Interatomic distance (Å)	Clash overlap (Å)
31:3:612:CLA:HBA1	31:3:612:CLA:H3A	1.83	0.42
30:4:601:CHL:HHC	30:4:601:CHL:HBB1	2.02	0.42
30:5:605:CHL:HHC	30:5:605:CHL:HBB1	2.02	0.42
5:13:112:LYS:HA	30:13:607:CHL:HED1	2.02	0.42
31:14:602:CLA:HAA1	31:14:602:CLA:HBD	2.02	0.42
42:A:410:PL9:H303	32:A:411:LHG:H372	2.01	0.42
31:B:604:CLA:H92	31:B:604:CLA:H61	1.71	0.42
8:C:57:ALA:O	8:C:61:VAL:HG23	2.20	0.42
9:D:241:GLU:CD	9:D:241:GLU:H	2.27	0.42
30:N:609:CHL:H111	30:N:609:CHL:H71	1.92	0.42
6:a:197:PHE:HE1	46:c:519:DGD:HBW2	1.84	0.42
31:b:611:CLA:H112	31:b:611:CLA:H72	1.76	0.42
2:n:63:LEU:HD13	31:n:602:CLA:H42	2.01	0.42
31:r:609:CLA:H3A	31:r:609:CLA:HBA2	1.66	0.42
1:4:155:GLU:HG3	30:4:609:CHL:C4B	2.50	0.41
2:5:80:HIS:CE1	31:5:603:CLA:ND	2.87	0.41
4:7:87:ASN:ND2	9:D:233:ARG:O	2.45	0.41
31:12:609:CLA:H2A	31:12:609:CLA:HED3	2.02	0.41
2:15:91:CYS:SG	33:15:615:LUT:H41	2.59	0.41
2:15:111:PHE:CD1	31:16:615:CLA:HBB2	2.55	0.41
2:15:123:LEU:HD21	31:15:604:CLA:HBA1	2.02	0.41
2:15:198:ARG:HB3	31:15:602:CLA:CBC	2.50	0.41
31:16:602:CLA:HBC3	32:16:616:LHG:H261	2.01	0.41
6:A:280:VAL:HG11	32:D:409:LHG:H282	2.02	0.41
6:A:316:THR:HG22	6:A:317:TRP:N	2.34	0.41
6:A:336:ALA:O	8:C:354:GLU:HG3	2.20	0.41
31:B:605:CLA:HBC3	31:B:612:CLA:H42	2.01	0.41
31:C:505:CLA:H62	31:C:505:CLA:H41	1.87	0.41
9:D:51:GLY:HA3	9:D:78:VAL:HG22	2.02	0.41
9:D:56:THR:OG1	9:D:57:SER:N	2.53	0.41
1:G:243:THR:HG23	30:Y:607:CHL:HED1	2.02	0.41
1:G:247:PRO:HD3	30:Y:607:CHL:H12	2.02	0.41
18:O:171:PHE:CD2	18:O:187:MET:HE1	2.55	0.41
22:S:53:LEU:HD23	22:S:53:LEU:HA	1.92	0.41
31:Y:612:CLA:H91	31:Y:612:CLA:H112	1.86	0.41
7:b:44:VAL:HG23	7:b:60:MET:HE1	2.02	0.41
7:b:56:TRP:CD1	7:b:56:TRP:H	2.36	0.41
31:b:604:CLA:HAA1	31:b:604:CLA:HBD	2.02	0.41
10:e:20:TRP:CD1	14:j:10:ILE:HD12	2.54	0.41
1:g:95:THR:HB	1:g:96:PRO:HD3	2.02	0.41
31:n:602:CLA:H41	31:n:602:CLA:H61	1.47	0.41

Continued on next page...

Continued from previous page...

Atom-1	Atom-2	Interatomic distance (Å)	Clash overlap (Å)
24:u:351:LEU:HD23	24:u:351:LEU:HA	1.85	0.41
31:1:603:CLA:H11	2:2:63:LEU:HD21	2.02	0.41
3:6:184:PRO:HD2	33:6:618:LUT:H23	2.02	0.41
1:11:120:ILE:HG12	1:11:140:ILE:HG22	2.01	0.41
2:12:58:TRP:HE3	31:12:602:CLA:HMD1	1.84	0.41
2:15:93:THR:OG1	2:15:94:PRO:HD3	2.20	0.41
46:C:518:DGD:HA21	46:C:519:DGD:HB31	2.02	0.41
31:G:602:CLA:H62	31:G:602:CLA:H41	1.96	0.41
29:Z:48:PHE:O	29:Z:51:VAL:HG12	2.20	0.41
31:c:503:CLA:H92	31:c:513:CLA:H51	2.03	0.41
12:h:48:MET:HG2	39:h:102:BCR:H393	2.02	0.41
31:n:602:CLA:H92	31:n:602:CLA:H62	1.72	0.41
21:r:161:LEU:HD12	21:r:235:CYS:HB3	2.01	0.41
30:1:606:CHL:HBB2	30:1:607:CHL:CBB	2.51	0.41
30:2:608:CHL:HBA2	30:2:608:CHL:H3A	1.71	0.41
31:3:614:CLA:HBA1	31:3:614:CLA:CBD	2.49	0.41
1:4:113:TRP:CE2	1:4:114:PHE:HD2	2.39	0.41
1:11:76:ARG:O	1:11:80:VAL:HG22	2.20	0.41
31:12:604:CLA:H12	30:12:605:CHL:HBD	2.01	0.41
30:14:608:CHL:CHA	30:14:608:CHL:HBA1	2.51	0.41
5:16:58:TRP:CZ3	33:16:618:LUT:H383	2.55	0.41
39:A:407:BCR:H20C	39:A:407:BCR:H361	1.91	0.41
7:B:18:ARG:NH1	16:L:5:ASN:OD1	2.53	0.41
7:B:422:ARG:HD3	18:O:230:TYR:CE2	2.54	0.41
36:B:624:3PH:H272	30:R:606:CHL:HAA2	2.02	0.41
8:C:339:LYS:HD3	19:P:575:GLY:HA3	2.01	0.41
31:R:602:CLA:HBC3	31:R:602:CLA:HHD	2.02	0.41
30:R:606:CHL:H8	32:R:619:LHG:H151	2.03	0.41
31:Y:612:CLA:HBC2	31:Y:612:CLA:HHD	2.02	0.41
6:a:43:THR:HG23	39:a:408:BCR:H362	2.02	0.41
6:a:153:ALA:HB1	31:a:403:CLA:HED1	2.02	0.41
7:b:504:ARG:NH1	7:b:504:ARG:HG3	2.35	0.41
31:b:610:CLA:HHC	31:b:610:CLA:HBB1	2.02	0.41
31:c:511:CLA:H112	31:c:511:CLA:H151	1.94	0.41
30:n:607:CHL:H193	32:y:616:LHG:H181	2.02	0.41
18:o:110:THR:HA	18:o:154:THR:HA	2.03	0.41
22:s:107:ASN:ND2	31:s:609:CLA:OBD	2.53	0.41
31:3:612:CLA:H192	31:3:612:CLA:H161	1.87	0.41
1:4:198:ILE:HD12	1:4:198:ILE:HA	1.83	0.41
31:12:609:CLA:H61	31:12:611:CLA:H3A	2.02	0.41
31:13:603:CLA:H12	31:13:603:CLA:H72	2.02	0.41

Continued on next page...

Continued from previous page...

Atom-1	Atom-2	Interatomic distance (Å)	Clash overlap (Å)
1:14:214:GLN:HE21	1:14:214:GLN:HB3	1.66	0.41
2:15:76:LEU:HD13	31:15:603:CLA:HAA2	2.01	0.41
31:16:611:CLA:H202	31:16:611:CLA:H162	1.75	0.41
39:C:526:BCR:H24C	39:C:526:BCR:H371	1.84	0.41
31:N:613:CLA:H62	31:N:613:CLA:H41	1.74	0.41
18:O:101:GLN:C	18:O:101:GLN:OE1	2.63	0.41
31:c:505:CLA:HBD	31:c:505:CLA:HAA1	2.03	0.41
10:e:36:LEU:O	10:e:40:THR:OG1	2.23	0.41
1:g:208:MET:HE2	33:g:617:LUT:H10	2.02	0.41
30:g:609:CHL:H111	30:g:609:CHL:H91	1.82	0.41
16:l:13:LEU:HA	32:l:102:LHG:HC11	2.02	0.41
19:p:554:LEU:HD22	19:p:604:TYR:CD1	2.55	0.41
21:r:187:ALA:O	21:r:191:LEU:HD23	2.20	0.41
31:s:611:CLA:HBD	31:s:611:CLA:HAA1	2.02	0.41
31:1:603:CLA:HED3	33:2:615:LUT:H372	2.01	0.41
1:4:147:GLN:HE22	30:4:607:CHL:HBC2	1.86	0.41
1:11:209:PHE:O	1:11:213:VAL:HG22	2.19	0.41
2:12:93:THR:OG1	2:12:94:PRO:HD3	2.20	0.41
31:13:602:CLA:HAA1	31:13:602:CLA:HBD	2.02	0.41
2:15:93:THR:HG21	31:15:604:CLA:HAC2	2.02	0.41
31:15:604:CLA:HAB	34:15:616:NEX:H393	2.02	0.41
31:16:610:CLA:H41	31:16:610:CLA:H62	1.73	0.41
6:A:127:MET:HB2	6:A:147:TYR:HD2	1.85	0.41
6:A:317:TRP:CZ3	9:D:180:ARG:HD2	2.56	0.41
8:C:170:LEU:HD23	8:C:170:LEU:HA	1.91	0.41
31:C:511:CLA:H151	31:C:511:CLA:H112	1.93	0.41
9:D:323:GLU:OE2	18:O:228:TRP:NE1	2.52	0.41
40:L:101:SQD:H251	40:L:101:SQD:H282	1.87	0.41
19:P:554:LEU:HD22	19:P:604:TYR:CD1	2.55	0.41
30:S:606:CHL:H93	30:S:606:CHL:H111	1.86	0.41
6:a:64:ARG:O	18:o:212:ARG:NH2	2.47	0.41
42:a:410:PL9:H352	32:a:411:LHG:H321	2.03	0.41
9:d:45:LEU:HD23	9:d:45:LEU:HA	1.93	0.41
9:d:165:SER:HB2	9:d:169:PHE:CD2	2.56	0.41
1:g:49:TYR:OH	1:g:61:ASP:OD2	2.26	0.41
31:n:610:CLA:H61	31:n:610:CLA:H92	1.79	0.41
19:p:543:ASN:HB3	19:p:545:ASP:OD1	2.19	0.41
21:r:272:PHE:CE2	35:r:616:XAT:H10	2.55	0.41
28:y:189:PRO:HD2	33:y:622:LUT:H23	2.02	0.41
30:y:601:CHL:H91	30:y:601:CHL:H111	1.87	0.41
2:2:38:LEU:HD23	2:2:38:LEU:HA	1.81	0.41

Continued on next page...

Continued from previous page...

Atom-1	Atom-2	Interatomic distance (Å)	Clash overlap (Å)
30:2:609:CHL:H162	30:2:609:CHL:H121	1.94	0.41
31:4:610:CLA:HBA2	31:4:610:CLA:H3A	1.71	0.41
3:6:192:ASP:OD1	3:6:192:ASP:N	2.53	0.41
5:13:33:ARG:H	5:13:33:ARG:HG3	1.51	0.41
5:16:194:ILE:HD12	5:16:194:ILE:HA	1.82	0.41
6:A:43:THR:HG23	39:A:407:BCR:H362	2.02	0.41
31:C:505:CLA:H42	46:C:518:DGD:HB32	2.02	0.41
39:C:515:BCR:H20C	39:C:515:BCR:H361	1.91	0.41
2:N:213:ILE:HG22	2:N:214:THR:HG23	2.03	0.41
19:P:650:GLU:H	19:P:650:GLU:HG2	1.60	0.41
28:Y:68:TRP:CZ2	30:Y:601:CHL:HBA1	2.55	0.41
6:a:170:ASP:OD1	8:c:357:ARG:NH2	2.51	0.41
42:a:410:PL9:HC2	42:a:410:PL9:HC8	1.77	0.41
1:g:243:THR:HG23	30:y:607:CHL:HED1	2.03	0.41
2:n:233:ASN:HD21	2:n:236:VAL:HB	1.85	0.41
31:s:610:CLA:H92	31:s:610:CLA:H61	1.74	0.41
28:y:207:ILE:HD12	28:y:207:ILE:HA	1.87	0.41
1:1:91:LEU:HD22	1:1:91:LEU:HA	1.91	0.41
2:2:98:GLN:OE1	2:2:105:PHE:N	2.43	0.41
31:2:603:CLA:HBB1	30:2:609:CHL:H162	2.03	0.41
3:3:200:LYS:NZ	31:3:612:CLA:O1D	2.53	0.41
31:12:602:CLA:H62	31:12:602:CLA:H92	1.77	0.41
31:15:612:CLA:C1D	31:15:612:CLA:H2	2.51	0.41
6:A:64:ARG:O	18:O:212:ARG:NH2	2.50	0.41
31:B:610:CLA:HHC	31:B:610:CLA:HBB1	2.02	0.41
12:H:48:MET:HG2	39:H:103:BCR:H312	2.02	0.41
30:S:606:CHL:H171	30:S:608:CHL:HBA1	2.02	0.41
31:S:614:CLA:H192	31:S:614:CLA:H162	1.83	0.41
32:Y:618:LHG:HC31	32:Y:618:LHG:HC62	2.03	0.41
18:o:114:ASP:OD1	18:o:115:LYS:N	2.53	0.41
31:r:613:CLA:H8	31:r:614:CLA:H2	2.03	0.41
2:2:72:ARG:NH1	2:2:75:GLU:OE1	2.51	0.41
3:3:156:MET:HA	3:3:159:VAL:HG22	2.01	0.41
1:14:196:LYS:HZ3	31:14:612:CLA:HED3	1.83	0.41
7:B:91:TRP:CH2	31:B:606:CLA:H12	2.56	0.41
8:C:394:GLU:OE2	20:Q:85:GLN:NE2	2.44	0.41
9:D:294:ARG:H	9:D:294:ARG:HG2	1.63	0.41
22:S:136:LYS:NZ	22:S:152:THR:O	2.52	0.41
22:S:147:MET:HE3	22:S:153:LEU:HB2	2.02	0.41
28:Y:220:PHE:HE1	33:Y:621:LUT:H41	1.86	0.41
31:b:607:CLA:H162	31:b:607:CLA:H202	1.77	0.41

Continued on next page...

Continued from previous page...

Atom-1	Atom-2	Interatomic distance (Å)	Clash overlap (Å)
8:c:213:LEU:HD22	31:c:507:CLA:H193	2.02	0.41
9:d:216:ALA:O	9:d:220:ASN:ND2	2.41	0.41
1:g:172:LEU:HD12	1:g:172:LEU:HA	1.91	0.41
30:s:606:CHL:H171	30:s:608:CHL:HAA2	2.03	0.41
31:s:611:CLA:H203	31:s:612:CLA:HBB1	2.03	0.41
30:y:605:CHL:H51	30:y:605:CHL:H8	1.70	0.41
31:y:612:CLA:HBC2	31:y:612:CLA:HHD	2.02	0.41
1:1:91:LEU:HB3	31:1:604:CLA:HMC2	2.03	0.41
1:1:128:TYR:CE2	31:1:604:CLA:H2	2.54	0.41
2:2:194:LEU:HD23	2:2:194:LEU:HA	1.88	0.41
30:3:605:CHL:H191	31:R:602:CLA:H141	2.01	0.41
2:5:85:MET:HE1	31:5:610:CLA:CBB	2.51	0.41
3:6:49:LEU:HD23	3:6:49:LEU:HA	1.93	0.41
1:11:88:LEU:HD23	1:11:88:LEU:HA	1.89	0.41
31:11:610:CLA:H62	33:11:616:LUT:C30	2.50	0.41
31:11:611:CLA:C4C	32:11:615:LHG:HC61	2.50	0.41
2:12:89:LEU:HD13	31:12:611:CLA:HBB2	2.03	0.41
2:12:96:LEU:HD23	2:12:96:LEU:HA	1.90	0.41
30:13:609:CHL:H93	30:13:609:CHL:H61	1.93	0.41
1:14:238:GLY:HA2	31:14:613:CLA:CAD	2.51	0.41
31:14:610:CLA:H112	31:14:610:CLA:H151	1.62	0.41
2:15:34:ARG:NH2	2:15:55:ASP:HB3	2.35	0.41
30:15:607:CHL:H3A	30:15:607:CHL:HBA2	1.39	0.41
6:A:238:LYS:HD3	6:A:238:LYS:HA	1.81	0.41
7:B:242:ILE:HA	7:B:245:VAL:HG22	2.03	0.41
9:D:313:THR:O	9:D:317:LYS:HG3	2.21	0.41
21:R:139:VAL:HG13	21:R:146:PRO:HB2	2.01	0.41
21:R:161:LEU:HD12	21:R:235:CYS:HB3	2.02	0.41
22:S:43:TRP:CZ2	41:S:616:LMG:HC71	2.55	0.41
22:S:103:LYS:NZ	22:S:107:ASN:OD1	2.53	0.41
22:S:239:GLU:HB2	31:S:610:CLA:C1B	2.51	0.41
32:Y:618:LHG:H331	32:Y:618:LHG:H361	1.82	0.41
6:a:151:VAL:HG12	46:c:517:DGD:HBV2	2.02	0.41
7:b:486:LEU:O	7:b:490:VAL:HG23	2.21	0.41
31:b:605:CLA:HBC3	31:b:612:CLA:H42	2.03	0.41
31:b:611:CLA:H203	31:b:613:CLA:H8	2.03	0.41
31:b:614:CLA:H62	31:b:614:CLA:H41	1.73	0.41
9:d:313:THR:O	9:d:317:LYS:HG3	2.20	0.41
31:d:402:CLA:H91	42:d:407:PL9:H402	2.02	0.41
1:g:87:MET:HE2	1:g:201:GLY:CA	2.51	0.41
40:l:101:SQD:H1	40:l:101:SQD:H45	1.86	0.41

Continued on next page...

Continued from previous page...

Atom-1	Atom-2	Interatomic distance (Å)	Clash overlap (Å)
2:n:58:TRP:CE3	33:n:618:LUT:H383	2.56	0.41
31:n:615:CLA:HBA1	31:n:615:CLA:CBD	2.45	0.41
32:n:616:LHG:H223	32:n:616:LHG:H191	1.92	0.41
20:q:106:LYS:HE3	20:q:106:LYS:HB2	1.93	0.41
21:r:139:VAL:HG13	21:r:146:PRO:HB2	2.02	0.41
22:s:293:LEU:HD23	22:s:293:LEU:HA	1.87	0.41
28:y:141:LEU:HA	28:y:141:LEU:HD23	1.83	0.41
1:1:120:ILE:HG12	1:1:140:ILE:HG22	2.03	0.41
31:3:614:CLA:HBA1	31:3:614:CLA:CHA	2.52	0.41
31:12:609:CLA:H41	33:12:614:LUT:H28	2.03	0.41
31:14:612:CLA:HBB1	33:14:616:LUT:C14	2.50	0.41
7:B:246:PHE:CD1	7:B:246:PHE:C	2.98	0.41
31:B:612:CLA:HAA2	31:B:612:CLA:H71	2.03	0.41
9:D:36:LEU:O	9:D:40:THR:OG1	2.34	0.41
31:N:602:CLA:CBB	33:N:618:LUT:H32	2.51	0.41
31:N:604:CLA:H41	31:N:604:CLA:H62	1.70	0.41
22:S:112:ALA:HB2	22:S:247:MET:HE2	2.03	0.41
31:S:604:CLA:H202	31:S:604:CLA:H162	1.79	0.41
31:b:609:CLA:C2	31:b:610:CLA:HBB2	2.51	0.41
8:c:240:ILE:HD12	8:c:240:ILE:HA	1.99	0.41
30:n:607:CHL:H3A	30:n:607:CHL:HBA2	1.75	0.41
31:2:603:CLA:HHD	30:2:609:CHL:HMD2	2.02	0.40
3:3:184:PRO:HD2	33:3:618:LUT:H23	2.03	0.40
4:7:42:SER:OG	4:7:98:ASP:OD1	2.38	0.40
1:11:43:GLU:OE2	1:11:43:GLU:C	2.64	0.40
31:11:604:CLA:HMB1	30:11:606:CHL:HBB1	2.03	0.40
6:A:82:ILE:HB	6:A:174:LEU:HB2	2.02	0.40
30:N:607:CHL:H161	32:Y:616:LHG:H182	2.03	0.40
20:Q:164:GLU:OE1	20:Q:194:LYS:HE2	2.21	0.40
21:R:274:GLY:O	21:R:275:TYR:C	2.64	0.40
31:b:606:CLA:H162	31:b:606:CLA:H122	1.80	0.40
31:b:615:CLA:H162	31:b:615:CLA:H122	1.87	0.40
46:c:518:DGD:HA21	46:c:519:DGD:HB31	2.03	0.40
32:c:521:LHG:O9	32:c:521:LHG:O2	2.22	0.40
2:n:207:PHE:CE1	33:n:617:LUT:H41	2.55	0.40
29:z:17:PHE:O	29:z:21:VAL:HG23	2.21	0.40
31:1:602:CLA:H142	33:1:617:LUT:H393	2.02	0.40
3:3:169:ALA:HA	32:3:617:LHG:HC5	2.03	0.40
1:11:214:GLN:O	1:11:218:THR:HG22	2.21	0.40
31:12:612:CLA:HBB1	33:12:614:LUT:H182	1.99	0.40
31:13:611:CLA:HAA1	31:13:611:CLA:HBD	2.02	0.40

Continued on next page...

Continued from previous page...

Atom-1	Atom-2	Interatomic distance (Å)	Clash overlap (Å)
32:16:616:LHG:H282	32:16:616:LHG:H311	1.87	0.40
31:A:403:CLA:H91	42:D:407:PL9:H402	2.03	0.40
31:B:606:CLA:H162	31:B:606:CLA:H122	1.84	0.40
32:g:615:LHG:H171	32:g:615:LHG:H142	1.87	0.40
31:n:611:CLA:H51	31:n:612:CLA:HED3	2.04	0.40
27:x:89:ILE:O	27:x:93:SER:OG	2.32	0.40
2:2:58:TRP:CE3	33:2:615:LUT:H383	2.57	0.40
2:2:144:GLN:O	2:2:148:MET:HB2	2.21	0.40
1:11:238:GLY:N	31:11:613:CLA:O1A	2.44	0.40
33:14:617:LUT:H372	31:16:603:CLA:HED3	2.03	0.40
5:16:135:GLN:HG3	30:16:605:CHL:HAB	2.02	0.40
22:S:58:GLY:O	22:S:61:ARG:NH1	2.47	0.40
32:S:621:LHG:H341	31:S:614:CLA:H2	2.04	0.40
39:d:406:BCR:H393	41:d:410:LMG:H171	2.03	0.40
1:g:135:ILE:HD13	1:g:135:ILE:HA	1.83	0.40
1:g:247:PRO:HD3	30:y:607:CHL:H12	2.03	0.40
31:g:603:CLA:H41	31:g:603:CLA:H62	1.90	0.40
32:n:616:LHG:H121	32:n:616:LHG:HC92	1.95	0.40
31:r:609:CLA:CBB	33:r:615:LUT:H34	2.51	0.40
28:y:174:PHE:HB2	43:y:619:LNL:H61	2.03	0.40
1:1:128:TYR:CD1	1:1:129:LEU:HG	2.57	0.40
2:2:213:ILE:HA	2:2:213:ILE:HD12	1.86	0.40
31:2:613:CLA:HBD	31:2:613:CLA:HED3	1.86	0.40
3:3:61:LEU:HD11	3:3:72:ASP:HB2	2.04	0.40
31:3:610:CLA:HBA2	31:3:610:CLA:H3A	1.51	0.40
1:11:154:ALA:HB1	30:11:608:CHL:HMA1	2.02	0.40
31:11:603:CLA:HMA2	31:11:603:CLA:H2	2.02	0.40
2:12:153:GLY:HA3	5:13:40:PHE:CD1	2.57	0.40
2:15:78:VAL:O	2:15:82:ARG:HG3	2.22	0.40
7:B:148:LEU:HD11	36:B:624:3PH:H2G2	2.02	0.40
7:B:149:LEU:HD13	31:B:604:CLA:H192	2.02	0.40
31:B:613:CLA:H41	31:B:613:CLA:H62	1.66	0.40
2:N:207:PHE:CE1	33:N:617:LUT:H41	2.56	0.40
31:N:604:CLA:CMB	30:N:606:CHL:HBB1	2.51	0.40
30:Y:606:CHL:HBA2	30:Y:606:CHL:HBD	2.04	0.40
7:b:296:LYS:NZ	7:b:304:GLU:OE1	2.41	0.40
31:b:605:CLA:HAA1	31:b:605:CLA:HBD	2.03	0.40
31:b:612:CLA:H61	31:b:612:CLA:H101	1.87	0.40
8:c:279:ILE:HD11	8:c:437:PHE:CD2	2.57	0.40
30:g:601:CHL:HMB2	28:y:163:ILE:HD11	2.03	0.40
31:g:604:CLA:CMB	30:g:606:CHL:HBB1	2.51	0.40

Continued on next page...

Continued from previous page...

Atom-1	Atom-2	Interatomic distance (Å)	Clash overlap (Å)
2:2:125:TYR:HB2	2:2:132:ILE:HG12	2.02	0.40
31:2:604:CLA:HBA1	31:2:604:CLA:CBD	2.51	0.40
30:6:607:CHL:H142	30:6:607:CHL:H111	1.86	0.40
30:6:607:CHL:H92	30:6:607:CHL:H62	1.80	0.40
1:11:98:LEU:HD13	1:11:223:LEU:HD11	2.03	0.40
2:12:58:TRP:HE3	31:12:602:CLA:CMD	2.35	0.40
2:12:111:PHE:CD1	2:12:112:LYS:HG3	2.57	0.40
5:13:230:SER:HA	31:13:614:CLA:HMA1	2.02	0.40
2:15:54:GLY:HA3	2:15:194:LEU:HD23	2.04	0.40
6:A:312:ARG:HE	6:A:312:ARG:HB3	1.70	0.40
31:B:605:CLA:HBD	31:B:605:CLA:HAA1	2.04	0.40
39:B:618:BCR:H20C	39:B:618:BCR:H361	1.90	0.40
8:C:279:ILE:HD11	8:C:437:PHE:CD2	2.56	0.40
31:C:504:CLA:H41	31:C:504:CLA:H61	1.94	0.40
30:g:609:CHL:HAA2	2:n:60:THR:HG21	2.03	0.40
2:n:234:PHE:N	31:n:613:CLA:O1A	2.54	0.40

There are no symmetry-related clashes.

5.3 Torsion angles (i)

5.3.1 Protein backbone (i)

In the following table, the Percentiles column shows the percent Ramachandran outliers of the chain as a percentile score with respect to all PDB entries followed by that with respect to all EM entries.

The Analysed column shows the number of residues for which the backbone conformation was analysed, and the total number of residues.

Mol	Chain	Analysed	Favoured	Allowed	Outliers	Percentiles
1	1	216/249 (87%)	210 (97%)	6 (3%)	0	100 100
1	11	221/249 (89%)	213 (96%)	8 (4%)	0	100 100
1	14	221/249 (89%)	213 (96%)	8 (4%)	0	100 100
1	4	216/249 (87%)	208 (96%)	8 (4%)	0	100 100
1	G	221/249 (89%)	217 (98%)	4 (2%)	0	100 100
1	g	221/249 (89%)	215 (97%)	6 (3%)	0	100 100
2	12	158/247 (64%)	154 (98%)	4 (2%)	0	100 100

Continued on next page...

Continued from previous page...

Mol	Chain	Analysed	Favoured	Allowed	Outliers	Percentiles	
2	15	158/247 (64%)	150 (95%)	8 (5%)	0	100	100
2	2	194/247 (78%)	187 (96%)	7 (4%)	0	100	100
2	5	194/247 (78%)	190 (98%)	4 (2%)	0	100	100
2	N	218/247 (88%)	209 (96%)	9 (4%)	0	100	100
2	n	218/247 (88%)	210 (96%)	8 (4%)	0	100	100
3	3	212/259 (82%)	204 (96%)	8 (4%)	0	100	100
3	6	212/259 (82%)	206 (97%)	6 (3%)	0	100	100
4	7	105/140 (75%)	104 (99%)	1 (1%)	0	100	100
4	8	105/140 (75%)	102 (97%)	3 (3%)	0	100	100
5	13	211/243 (87%)	205 (97%)	6 (3%)	0	100	100
5	16	211/243 (87%)	205 (97%)	6 (3%)	0	100	100
6	A	334/353 (95%)	322 (96%)	12 (4%)	0	100	100
6	a	334/353 (95%)	322 (96%)	12 (4%)	0	100	100
7	B	503/508 (99%)	488 (97%)	15 (3%)	0	100	100
7	b	503/508 (99%)	486 (97%)	17 (3%)	0	100	100
8	C	447/473 (94%)	437 (98%)	10 (2%)	0	100	100
8	c	447/473 (94%)	437 (98%)	10 (2%)	0	100	100
9	D	340/352 (97%)	330 (97%)	10 (3%)	0	100	100
9	d	340/352 (97%)	330 (97%)	10 (3%)	0	100	100
10	E	78/83 (94%)	77 (99%)	1 (1%)	0	100	100
10	e	78/83 (94%)	77 (99%)	1 (1%)	0	100	100
11	F	35/41 (85%)	35 (100%)	0	0	100	100
11	f	35/41 (85%)	35 (100%)	0	0	100	100
12	H	65/80 (81%)	63 (97%)	2 (3%)	0	100	100
12	h	65/80 (81%)	63 (97%)	2 (3%)	0	100	100
13	I	32/38 (84%)	31 (97%)	1 (3%)	0	100	100
13	i	32/38 (84%)	28 (88%)	4 (12%)	0	100	100
14	J	36/42 (86%)	35 (97%)	1 (3%)	0	100	100
14	j	36/42 (86%)	35 (97%)	1 (3%)	0	100	100
15	K	35/42 (83%)	34 (97%)	1 (3%)	0	100	100
15	k	35/42 (83%)	34 (97%)	1 (3%)	0	100	100

Continued on next page...

Continued from previous page...

Mol	Chain	Analysed	Favoured	Allowed	Outliers	Percentiles	
16	L	35/38 (92%)	35 (100%)	0	0	100	100
16	l	35/38 (92%)	35 (100%)	0	0	100	100
17	M	28/34 (82%)	28 (100%)	0	0	100	100
17	m	28/34 (82%)	28 (100%)	0	0	100	100
18	O	236/305 (77%)	230 (98%)	6 (2%)	0	100	100
18	o	236/305 (77%)	229 (97%)	7 (3%)	0	100	100
19	P	186/915 (20%)	183 (98%)	3 (2%)	0	100	100
19	p	186/915 (20%)	183 (98%)	3 (2%)	0	100	100
20	Q	142/203 (70%)	139 (98%)	3 (2%)	0	100	100
20	q	142/203 (70%)	137 (96%)	5 (4%)	0	100	100
21	R	226/297 (76%)	219 (97%)	7 (3%)	0	100	100
21	r	226/297 (76%)	220 (97%)	6 (3%)	0	100	100
22	S	255/293 (87%)	248 (97%)	7 (3%)	0	100	100
22	s	255/293 (87%)	244 (96%)	11 (4%)	0	100	100
23	T	28/31 (90%)	28 (100%)	0	0	100	100
23	t	28/31 (90%)	28 (100%)	0	0	100	100
24	U	28/367 (8%)	28 (100%)	0	0	100	100
24	u	28/367 (8%)	28 (100%)	0	0	100	100
25	V	31/33 (94%)	30 (97%)	1 (3%)	0	100	100
25	v	31/33 (94%)	30 (97%)	1 (3%)	0	100	100
26	W	58/447 (13%)	56 (97%)	2 (3%)	0	100	100
26	w	58/447 (13%)	56 (97%)	2 (3%)	0	100	100
27	X	36/100 (36%)	36 (100%)	0	0	100	100
27	x	36/100 (36%)	36 (100%)	0	0	100	100
28	Y	220/256 (86%)	217 (99%)	3 (1%)	0	100	100
28	y	220/256 (86%)	215 (98%)	5 (2%)	0	100	100
29	Z	60/62 (97%)	60 (100%)	0	0	100	100
29	z	60/62 (97%)	59 (98%)	1 (2%)	0	100	100
All	All	10460/15046 (70%)	10166 (97%)	294 (3%)	0	100	100

There are no Ramachandran outliers to report.

5.3.2 Protein sidechains (i)

In the following table, the Percentiles column shows the percent sidechain outliers of the chain as a percentile score with respect to all PDB entries followed by that with respect to all EM entries.

The Analysed column shows the number of residues for which the sidechain conformation was analysed, and the total number of residues.

Mol	Chain	Analysed	Rotameric	Outliers	Percentiles	
1	1	170/190 (90%)	165 (97%)	5 (3%)	37	61
1	11	172/190 (90%)	166 (96%)	6 (4%)	31	56
1	14	172/190 (90%)	167 (97%)	5 (3%)	37	61
1	4	170/190 (90%)	164 (96%)	6 (4%)	31	56
1	G	172/190 (90%)	166 (96%)	6 (4%)	31	56
1	g	172/190 (90%)	167 (97%)	5 (3%)	37	61
2	12	136/187 (73%)	132 (97%)	4 (3%)	37	61
2	15	136/187 (73%)	129 (95%)	7 (5%)	20	43
2	2	150/187 (80%)	147 (98%)	3 (2%)	50	72
2	5	150/187 (80%)	143 (95%)	7 (5%)	22	46
2	N	167/187 (89%)	161 (96%)	6 (4%)	30	55
2	n	167/187 (89%)	162 (97%)	5 (3%)	36	60
3	3	165/196 (84%)	162 (98%)	3 (2%)	54	75
3	6	165/196 (84%)	162 (98%)	3 (2%)	54	75
4	7	88/113 (78%)	86 (98%)	2 (2%)	45	69
4	8	88/113 (78%)	83 (94%)	5 (6%)	17	39
5	13	168/187 (90%)	161 (96%)	7 (4%)	25	50
5	16	168/187 (90%)	162 (96%)	6 (4%)	30	55
6	A	274/287 (96%)	269 (98%)	5 (2%)	54	75
6	a	274/287 (96%)	268 (98%)	6 (2%)	47	69
7	B	403/406 (99%)	396 (98%)	7 (2%)	56	76
7	b	403/406 (99%)	395 (98%)	8 (2%)	50	72
8	C	351/373 (94%)	345 (98%)	6 (2%)	56	76
8	c	351/373 (94%)	344 (98%)	7 (2%)	50	72
9	D	277/285 (97%)	274 (99%)	3 (1%)	70	83
9	d	277/285 (97%)	272 (98%)	5 (2%)	54	75

Continued on next page...

Continued from previous page...

Mol	Chain	Analysed	Rotameric	Outliers	Percentiles	
10	E	71/74 (96%)	70 (99%)	1 (1%)	62	79
10	e	71/74 (96%)	71 (100%)	0	100	100
11	F	31/34 (91%)	31 (100%)	0	100	100
11	f	31/34 (91%)	31 (100%)	0	100	100
12	H	57/68 (84%)	55 (96%)	2 (4%)	31	56
12	h	57/68 (84%)	55 (96%)	2 (4%)	31	56
13	I	31/35 (89%)	31 (100%)	0	100	100
13	i	31/35 (89%)	31 (100%)	0	100	100
14	J	27/31 (87%)	27 (100%)	0	100	100
14	j	27/31 (87%)	27 (100%)	0	100	100
15	K	33/37 (89%)	32 (97%)	1 (3%)	36	60
15	k	33/37 (89%)	32 (97%)	1 (3%)	36	60
16	L	34/35 (97%)	32 (94%)	2 (6%)	16	37
16	l	34/35 (97%)	31 (91%)	3 (9%)	8	22
17	M	26/30 (87%)	26 (100%)	0	100	100
17	m	26/30 (87%)	26 (100%)	0	100	100
18	O	182/217 (84%)	178 (98%)	4 (2%)	47	69
18	o	182/217 (84%)	178 (98%)	4 (2%)	47	69
19	P	147/651 (23%)	145 (99%)	2 (1%)	62	79
19	p	147/651 (23%)	146 (99%)	1 (1%)	81	90
20	Q	108/143 (76%)	105 (97%)	3 (3%)	38	63
20	q	108/143 (76%)	106 (98%)	2 (2%)	52	73
21	R	182/225 (81%)	177 (97%)	5 (3%)	40	64
21	r	182/225 (81%)	178 (98%)	4 (2%)	47	69
22	S	192/212 (91%)	190 (99%)	2 (1%)	73	85
22	s	192/212 (91%)	190 (99%)	2 (1%)	73	85
23	T	26/27 (96%)	26 (100%)	0	100	100
23	t	26/27 (96%)	26 (100%)	0	100	100
24	U	25/241 (10%)	25 (100%)	0	100	100
24	u	25/241 (10%)	25 (100%)	0	100	100
25	V	27/27 (100%)	27 (100%)	0	100	100

Continued on next page...

Continued from previous page...

Mol	Chain	Analysed	Rotameric	Outliers	Percentiles	
25	v	27/27 (100%)	26 (96%)	1 (4%)	29	54
26	W	50/362 (14%)	47 (94%)	3 (6%)	16	37
26	w	50/362 (14%)	46 (92%)	4 (8%)	10	25
27	X	26/66 (39%)	25 (96%)	1 (4%)	28	53
27	x	26/66 (39%)	26 (100%)	0	100	100
28	Y	171/197 (87%)	169 (99%)	2 (1%)	67	82
28	y	171/197 (87%)	170 (99%)	1 (1%)	84	91
29	Z	52/52 (100%)	52 (100%)	0	100	100
29	z	52/52 (100%)	51 (98%)	1 (2%)	52	73
All	All	8382/11484 (73%)	8190 (98%)	192 (2%)	46	69

All (192) residues with a non-rotameric sidechain are listed below:

Mol	Chain	Res	Type
1	1	91	LEU
1	1	112	VAL
1	1	121	PHE
1	1	135	ILE
1	1	143	VAL
2	2	141	LEU
2	2	144	GLN
2	2	212	LEU
3	3	64	GLU
3	3	139	LEU
3	3	164	VAL
1	4	27	VAL
1	4	88	LEU
1	4	91	LEU
1	4	121	PHE
1	4	131	ASN
1	4	197	GLU
2	5	95	GLU
2	5	109	VAL
2	5	123	LEU
2	5	141	LEU
2	5	144	GLN
2	5	199	LEU
2	5	212	LEU
3	6	59	SER

Continued on next page...

Continued from previous page...

Mol	Chain	Res	Type
3	6	64	GLU
3	6	164	VAL
4	7	111	THR
4	7	138	LEU
4	8	35	ILE
4	8	62	LYS
4	8	103	SER
4	8	111	THR
4	8	138	LEU
1	11	43	GLU
1	11	143	VAL
1	11	148	LEU
1	11	185	ASP
1	11	216	LEU
1	11	232	GLU
2	12	85	MET
2	12	109	VAL
2	12	116	GLN
2	12	140	ILE
5	13	109	VAL
5	13	164	VAL
5	13	168	ILE
5	13	203	SER
5	13	209	ILE
5	13	212	ILE
5	13	242	LEU
1	14	127	ASN
1	14	148	LEU
1	14	185	ASP
1	14	186	ASP
1	14	216	LEU
2	15	63	LEU
2	15	95	GLU
2	15	109	VAL
2	15	138	VAL
2	15	174	PHE
2	15	182	ASP
2	15	210	GLN
5	16	33	ARG
5	16	109	VAL
5	16	163	GLU
5	16	203	SER

Continued on next page...

Continued from previous page...

Mol	Chain	Res	Type
5	16	209	ILE
5	16	242	LEU
6	A	22	THR
6	A	76	ASN
6	A	83	ILE
6	A	85	THR
6	A	292	THR
7	B	8	VAL
7	B	63	LEU
7	B	362	PHE
7	B	399	VAL
7	B	440	ASP
7	B	442	VAL
7	B	490	VAL
8	C	42	LEU
8	C	188	THR
8	C	318	LEU
8	C	344	SER
8	C	442	LEU
8	C	462	ASP
9	D	180	ARG
9	D	192	THR
9	D	194	ASN
10	E	21	VAL
1	G	62	THR
1	G	71	THR
1	G	112	VAL
1	G	186	ASP
1	G	188	ASP
1	G	237	ASN
12	H	17	SER
12	H	69	ASP
15	K	39	VAL
16	L	5	ASN
16	L	12	GLU
2	N	92	VAL
2	N	126	LEU
2	N	177	LEU
2	N	194	LEU
2	N	212	LEU
2	N	245	ILE
18	O	106	VAL

Continued on next page...

Continued from previous page...

Mol	Chain	Res	Type
18	O	156	LYS
18	O	254	THR
18	O	284	ASP
19	P	514	ASP
19	P	573	SER
20	Q	81	LEU
20	Q	89	ASP
20	Q	136	VAL
21	R	71	TYR
21	R	133	THR
21	R	144	LEU
21	R	149	GLU
21	R	278	GLN
22	S	148	LEU
22	S	240	ILE
26	W	432	ASP
26	W	437	ARG
26	W	446	THR
27	X	67	SER
28	Y	44	LYS
28	Y	253	ASN
6	a	21	VAL
6	a	22	THR
6	a	83	ILE
6	a	157	VAL
6	a	333	GLU
6	a	334	ARG
7	b	8	VAL
7	b	31	SER
7	b	63	LEU
7	b	240	SER
7	b	246	PHE
7	b	362	PHE
7	b	490	VAL
7	b	505	ARG
8	c	42	LEU
8	c	72	VAL
8	c	108	THR
8	c	188	THR
8	c	318	LEU
8	c	377	LEU
8	c	462	ASP

Continued on next page...

Continued from previous page...

Mol	Chain	Res	Type
9	d	75	THR
9	d	112	THR
9	d	192	THR
9	d	194	ASN
9	d	287	VAL
1	g	62	THR
1	g	68	ASP
1	g	186	ASP
1	g	188	ASP
1	g	237	ASN
12	h	17	SER
12	h	69	ASP
15	k	39	VAL
16	l	5	ASN
16	l	12	GLU
16	l	36	ILE
2	n	107	GLU
2	n	177	LEU
2	n	179	LEU
2	n	212	LEU
2	n	245	ILE
18	o	137	THR
18	o	156	LYS
18	o	254	THR
18	o	284	ASP
19	p	514	ASP
20	q	81	LEU
20	q	136	VAL
21	r	71	TYR
21	r	133	THR
21	r	144	LEU
21	r	149	GLU
22	s	47	ASP
22	s	124	ILE
25	v	32	ASN
26	w	388	LEU
26	w	406	ASP
26	w	428	THR
26	w	446	THR
28	y	44	LYS
29	z	39	THR

Sometimes sidechains can be flipped to improve hydrogen bonding and reduce clashes. All (56)

such sidechains are listed below:

Mol	Chain	Res	Type
1	1	127	ASN
1	1	131	ASN
1	1	136	HIS
3	3	152	GLN
3	3	165	ASN
1	4	131	ASN
1	4	136	HIS
3	6	218	GLN
4	7	38	GLN
4	8	38	GLN
1	11	138	GLN
1	11	236	ASN
5	13	116	GLN
1	14	237	ASN
2	15	116	GLN
5	16	210	GLN
6	A	247	ASN
6	A	267	ASN
6	A	338	ASN
8	C	322	GLN
8	C	332	GLN
8	C	385	GLN
9	D	336	HIS
12	H	63	ASN
16	L	5	ASN
16	L	7	ASN
2	N	210	GLN
18	O	76	GLN
21	R	80	ASN
21	R	189	GLN
21	R	255	GLN
24	U	352	ASN
26	W	439	ASN
28	Y	138	ASN
6	a	247	ASN
6	a	267	ASN
6	a	337	HIS
6	a	338	ASN
7	b	466	HIS
8	c	118	HIS
8	c	332	GLN
8	c	385	GLN

Continued on next page...

Continued from previous page...

Mol	Chain	Res	Type
9	d	332	GLN
9	d	336	HIS
1	g	127	ASN
12	h	63	ASN
18	o	91	GLN
19	p	508	ASN
19	p	542	ASN
21	r	80	ASN
21	r	255	GLN
21	r	278	GLN
26	w	439	ASN
28	y	138	ASN
28	y	209	ASN
28	y	234	ASN

5.3.3 RNA (i)

There are no RNA molecules in this entry.

5.4 Non-standard residues in protein, DNA, RNA chains (i)

There are no non-standard protein/DNA/RNA residues in this entry.

5.5 Carbohydrates (i)

There are no oligosaccharides in this entry.

5.6 Ligand geometry (i)

Of 612 ligands modelled in this entry, 4 are monoatomic - leaving 608 for Mogul analysis.

In the following table, the Counts columns list the number of bonds (or angles) for which Mogul statistics could be retrieved, the number of bonds (or angles) that are observed in the model and the number of bonds (or angles) that are defined in the Chemical Component Dictionary. The Link column lists molecule types, if any, to which the group is linked. The Z score for a bond length (or angle) is the number of standard deviations the observed value is removed from the expected value. A bond length (or angle) with $|Z| > 2$ is considered an outlier worth inspection. RMSZ is the root-mean-square of all Z scores of the bond lengths (or angles).

Mol	Type	Chain	Res	Link	Bond lengths			Bond angles		
					Counts	RMSZ	$\#\|Z\| > 2$	Counts	RMSZ	$\#\|Z\| > 2$
30	CHL	n	607	-	66,74,74	1.46	10 (15%)	73,114,114	1.81	11 (15%)
31	CLA	c	505	-	55,63,73	1.44	7 (12%)	64,101,113	1.81	10 (15%)
31	CLA	B	612	7	65,73,73	1.34	7 (10%)	76,113,113	1.83	10 (13%)
32	LHG	y	618	-	46,46,48	1.41	8 (17%)	49,52,54	0.74	2 (4%)
31	CLA	b	609	7	65,73,73	1.35	7 (10%)	76,113,113	1.71	10 (13%)
31	CLA	C	503	8	65,73,73	1.33	7 (10%)	76,113,113	1.77	10 (13%)
40	SQD	d	412	-	53,54,54	0.17	0	62,65,65	0.21	0
32	LHG	N	616	31	48,48,48	1.30	7 (14%)	51,54,54	0.78	2 (3%)
33	LUT	Y	622	-	42,43,43	0.43	1 (2%)	51,60,60	0.40	0
30	CHL	y	601	28	66,74,74	1.45	10 (15%)	73,114,114	1.90	11 (15%)
31	CLA	12	612	2	50,58,73	1.51	7 (14%)	58,95,113	1.83	9 (15%)
30	CHL	R	605	21	56,64,74	1.58	10 (17%)	61,102,114	2.02	12 (19%)
31	CLA	C	502	8	65,73,73	1.32	7 (10%)	76,113,113	1.67	10 (13%)
31	CLA	3	604	-	65,73,73	1.37	7 (10%)	76,113,113	1.68	12 (15%)
43	LNL	y	621	-	19,19,19	0.43	0	18,19,19	0.50	0
30	CHL	5	601	2	51,59,74	1.68	11 (21%)	55,96,114	2.01	12 (21%)
31	CLA	C	505	-	55,63,73	1.44	7 (12%)	64,101,113	1.81	10 (15%)
31	CLA	b	607	-	65,73,73	1.33	7 (10%)	76,113,113	1.73	9 (11%)
30	CHL	3	609	3	66,74,74	1.49	11 (16%)	73,114,114	1.85	10 (13%)
30	CHL	s	606	22	66,74,74	1.48	9 (13%)	73,114,114	1.85	10 (13%)
31	CLA	15	603	-	55,63,73	1.45	7 (12%)	64,101,113	1.90	10 (15%)
31	CLA	S	604	-	65,73,73	1.35	7 (10%)	76,113,113	1.62	9 (11%)
30	CHL	12	601	2	50,58,74	1.66	10 (20%)	52,94,114	2.13	11 (21%)
30	CHL	n	608	-	50,58,74	1.62	9 (18%)	52,94,114	2.17	11 (21%)
31	CLA	N	604	-	55,63,73	1.48	7 (12%)	64,101,113	1.83	9 (14%)
38	PHO	a	406	-	51,69,69	0.43	0	47,99,99	0.68	1 (2%)
31	CLA	C	508	-	65,73,73	1.33	7 (10%)	76,113,113	1.55	13 (17%)
35	XAT	3	620	-	39,47,47	0.13	0	54,74,74	0.73	1 (1%)
31	CLA	d	405	9	65,73,73	1.34	7 (10%)	76,113,113	1.64	11 (14%)
31	CLA	r	602	21	65,73,73	1.34	7 (10%)	76,113,113	1.76	12 (15%)
35	XAT	r	616	-	39,47,47	0.11	0	54,74,74	0.83	3 (5%)
31	CLA	4	604	-	50,58,73	1.54	7 (14%)	58,95,113	1.97	7 (12%)
30	CHL	4	605	1	46,54,74	1.74	10 (21%)	49,90,114	2.13	11 (22%)
31	CLA	b	614	7	65,73,73	1.35	7 (10%)	76,113,113	1.73	12 (15%)
32	LHG	G	615	31	48,48,48	1.33	8 (16%)	51,54,54	0.73	2 (3%)

Mol	Type	Chain	Res	Link	Bond lengths			Bond angles		
					Counts	RMSZ	#|Z| > 2	Counts	RMSZ	#|Z| > 2
30	CHL	N	608	-	50,58,74	1.63	9 (18%)	52,94,114	2.14	13 (25%)
30	CHL	y	605	28	56,64,74	1.58	10 (17%)	61,102,114	1.83	12 (19%)
31	CLA	3	613	3	55,63,73	1.45	7 (12%)	64,101,113	1.80	8 (12%)
43	LNL	a	412	-	19,19,19	0.44	0	18,19,19	0.48	0
30	CHL	14	609	-	56,64,74	1.63	11 (19%)	61,102,114	2.03	14 (22%)
39	BCR	A	407	-	41,41,41	0.11	0	56,56,56	0.23	0
30	CHL	16	609	-	61,69,74	1.56	10 (16%)	67,108,114	1.91	12 (17%)
38	PHO	D	402	-	51,69,69	0.45	0	47,99,99	0.69	1 (2%)
31	CLA	13	611	32	65,73,73	1.36	7 (10%)	76,113,113	1.71	10 (13%)
31	CLA	d	402	-	65,73,73	1.33	7 (10%)	76,113,113	1.62	14 (18%)
31	CLA	13	615	5	45,53,73	1.56	7 (15%)	52,89,113	1.94	7 (13%)
33	LUT	g	616	-	42,43,43	0.38	0	51,60,60	0.39	0
30	CHL	12	606	-	51,59,74	1.68	10 (19%)	55,96,114	2.12	11 (20%)
30	CHL	2	605	2	46,54,74	1.73	10 (21%)	49,90,114	1.99	9 (18%)
33	LUT	5	614	-	42,43,43	0.35	0	51,60,60	0.42	0
34	NEX	16	619	-	38,46,46	0.44	1 (2%)	50,70,70	0.39	0
31	CLA	13	612	5	45,53,73	1.60	7 (15%)	52,89,113	1.92	7 (13%)
42	PL9	a	410	-	55,55,55	0.09	0	68,69,69	0.18	0
33	LUT	G	617	-	42,43,43	0.45	1 (2%)	51,60,60	0.44	1 (1%)
31	CLA	2	611	-	46,54,73	1.55	7 (15%)	53,90,113	1.89	9 (16%)
32	LHG	s	621	-	48,48,48	1.35	8 (16%)	51,54,54	0.78	2 (3%)
31	CLA	11	610	-	55,63,73	1.46	6 (10%)	64,101,113	1.90	13 (20%)
30	CHL	6	601	3	61,69,74	1.54	11 (18%)	67,108,114	1.87	12 (17%)
33	LUT	n	617	-	42,43,43	0.37	0	51,60,60	0.35	0
34	NEX	13	619	-	38,46,46	0.42	1 (2%)	50,70,70	0.40	0
31	CLA	r	603	21	65,73,73	1.36	7 (10%)	76,113,113	1.77	11 (14%)
30	CHL	3	601	3	61,69,74	1.54	9 (14%)	67,108,114	1.83	12 (17%)
31	CLA	14	612	1	43,51,73	1.60	7 (16%)	49,86,113	1.88	6 (12%)
31	CLA	c	508	-	65,73,73	1.34	7 (10%)	76,113,113	1.88	11 (14%)
34	NEX	R	617	-	38,46,46	0.41	1 (2%)	50,70,70	0.46	0
31	CLA	3	611	32	65,73,73	1.35	7 (10%)	76,113,113	1.62	11 (14%)
34	NEX	S	620	-	38,46,46	0.46	1 (2%)	50,70,70	0.49	0
31	CLA	y	610	28	65,73,73	1.35	7 (10%)	76,113,113	1.72	11 (14%)
31	CLA	12	613	-	45,53,73	1.58	7 (15%)	52,89,113	1.89	8 (15%)
30	CHL	y	606	-	66,74,74	1.46	10 (15%)	73,114,114	1.86	11 (15%)
39	BCR	H	103	-	41,41,41	0.13	0	56,56,56	0.33	0

Mol	Type	Chain	Res	Link	Bond lengths			Bond angles		
					Counts	RMSZ	$\#\|Z\| > 2$	Counts	RMSZ	$\#\|Z\| > 2$
30	CHL	6	606	-	56,64,74	1.60	9 (16%)	61,102,114	1.94	9 (14%)
30	CHL	y	609	28	66,74,74	1.48	10 (15%)	73,114,114	1.88	13 (17%)
31	CLA	b	611	7	65,73,73	1.36	7 (10%)	76,113,113	1.68	10 (13%)
34	NEX	2	616	-	29,33,46	0.48	1 (3%)	38,48,70	0.50	0
33	LUT	y	622	-	42,43,43	0.39	0	51,60,60	0.49	0
31	CLA	B	604	7	65,73,73	1.35	7 (10%)	76,113,113	1.74	12 (15%)
31	CLA	S	615	22	47,55,73	1.54	7 (14%)	54,91,113	1.97	6 (11%)
30	CHL	6	608	-	50,58,74	1.65	9 (18%)	52,94,114	2.11	12 (23%)
36	3PH	b	623	-	38,38,47	0.29	0	42,43,52	0.33	0
32	LHG	D	412	-	48,48,48	1.43	8 (16%)	51,54,54	0.74	2 (3%)
30	CHL	r	605	21	56,64,74	1.59	10 (17%)	61,102,114	2.01	12 (19%)
31	CLA	r	601	21	49,57,73	1.51	7 (14%)	55,93,113	1.78	7 (12%)
31	CLA	s	612	22	45,53,73	1.59	7 (15%)	52,89,113	1.94	9 (17%)
32	LHG	4	615	31	46,46,48	1.40	8 (17%)	49,52,54	0.71	2 (4%)
31	CLA	B	613	7	65,73,73	1.32	7 (10%)	76,113,113	1.85	10 (13%)
32	LHG	A	413	-	43,43,48	1.39	8 (18%)	46,49,54	0.83	2 (4%)
31	CLA	G	612	1	43,51,73	1.58	7 (16%)	49,86,113	1.97	7 (14%)
31	CLA	3	615	3	46,54,73	1.54	7 (15%)	53,90,113	1.98	10 (18%)
30	CHL	11	609	-	56,64,74	1.63	11 (19%)	61,102,114	2.02	11 (18%)
31	CLA	15	612	-	50,58,73	1.53	8 (16%)	58,95,113	1.82	8 (13%)
33	LUT	s	619	-	42,43,43	0.33	0	51,60,60	0.42	1 (1%)
31	CLA	B	603	7	65,73,73	1.35	7 (10%)	76,113,113	1.73	11 (14%)
30	CHL	g	605	1	48,56,74	1.67	9 (18%)	51,92,114	2.10	10 (19%)
31	CLA	n	612	2	45,53,73	1.57	7 (15%)	52,89,113	1.99	8 (15%)
31	CLA	n	613	2	55,63,73	1.55	7 (12%)	64,101,113	1.64	7 (10%)
31	CLA	c	514	8	65,73,73	1.34	7 (10%)	76,113,113	1.62	11 (14%)
31	CLA	1	602	1	60,68,73	1.40	7 (11%)	70,107,113	1.77	13 (18%)
31	CLA	14	610	-	65,73,73	1.35	6 (9%)	76,113,113	1.77	12 (15%)
31	CLA	G	603	1	55,63,73	1.46	7 (12%)	64,101,113	1.88	8 (12%)
30	CHL	15	601	2	50,58,74	1.66	10 (20%)	52,94,114	2.13	11 (21%)
31	CLA	2	612	-	46,54,73	1.56	7 (15%)	53,90,113	1.92	8 (15%)
30	CHL	13	607	-	61,69,74	1.53	10 (16%)	67,108,114	1.97	12 (17%)
30	CHL	S	601	22	46,54,74	1.71	9 (19%)	49,90,114	2.16	11 (22%)
32	LHG	S	621	-	48,48,48	1.36	8 (16%)	51,54,54	0.77	2 (3%)
31	CLA	b	612	7	65,73,73	1.35	7 (10%)	76,113,113	1.81	8 (10%)

Mol	Type	Chain	Res	Link	Bond lengths			Bond angles		
					Counts	RMSZ	#|Z| > 2	Counts	RMSZ	#|Z| > 2
41	LMG	b	620	-	49,49,55	0.19	0	57,57,63	0.16	0
46	DGD	C	518	-	59,59,67	0.18	0	73,73,81	0.17	0
31	CLA	5	611	-	46,54,73	1.55	7 (15%)	53,90,113	1.84	8 (15%)
31	CLA	b	613	7	65,73,73	1.33	7 (10%)	76,113,113	1.84	10 (13%)
31	CLA	4	602	1	60,68,73	1.39	7 (11%)	70,107,113	1.76	11 (15%)
43	LNL	Y	620	-	19,19,19	0.43	0	18,19,19	0.48	0
31	CLA	A	406	6	55,63,73	1.46	7 (12%)	64,101,113	1.79	8 (12%)
31	CLA	B	608	7	65,73,73	1.35	7 (10%)	76,113,113	1.63	11 (14%)
40	SQD	D	413	-	45,46,54	0.19	0	54,57,65	0.21	0
30	CHL	6	609	3	66,74,74	1.49	10 (15%)	73,114,114	1.84	12 (16%)
33	LUT	3	618	-	42,43,43	0.42	1 (2%)	51,60,60	0.44	0
30	CHL	Y	606	-	66,74,74	1.46	10 (15%)	73,114,114	1.86	12 (16%)
30	CHL	15	606	-	51,59,74	1.68	10 (19%)	55,96,114	2.09	12 (21%)
31	CLA	N	603	2	60,68,73	1.40	7 (11%)	70,107,113	1.81	10 (14%)
31	CLA	14	602	1	60,68,73	1.42	7 (11%)	70,107,113	1.79	12 (17%)
30	CHL	4	607	-	51,59,74	1.68	10 (19%)	55,96,114	2.01	9 (16%)
41	LMG	H	102	-	34,34,55	0.21	0	36,36,63	0.18	0
50	PAM	n	620	-	17,17,17	0.45	0	17,17,17	0.49	0
31	CLA	c	510	8	65,73,73	1.33	7 (10%)	76,113,113	1.84	9 (11%)
31	CLA	g	602	1	65,73,73	1.35	7 (10%)	76,113,113	1.72	10 (13%)
32	LHG	y	617	-	46,46,48	1.44	8 (17%)	49,52,54	0.73	2 (4%)
30	CHL	N	605	2	61,69,74	1.52	10 (16%)	67,108,114	1.83	11 (16%)
31	CLA	1	613	1	55,63,73	1.46	7 (12%)	64,101,113	1.80	9 (14%)
30	CHL	n	605	2	61,69,74	1.53	10 (16%)	67,108,114	1.88	13 (19%)
31	CLA	1	603	1	47,55,73	1.53	7 (14%)	54,91,113	1.97	7 (12%)
31	CLA	n	604	-	55,63,73	1.47	7 (12%)	64,101,113	1.82	10 (15%)
31	CLA	12	611	-	45,53,73	1.59	7 (15%)	52,89,113	1.91	9 (17%)
30	CHL	G	608	-	52,60,74	1.66	10 (19%)	56,97,114	2.02	9 (16%)
31	CLA	B	615	7	65,73,73	1.36	7 (10%)	76,113,113	1.78	12 (15%)
33	LUT	13	617	-	42,43,43	0.37	0	51,60,60	0.54	1 (1%)
32	LHG	D	409	-	38,38,48	1.39	8 (21%)	41,44,54	0.79	2 (4%)
31	CLA	n	611	32	60,68,73	1.43	7 (11%)	70,107,113	1.78	8 (11%)
31	CLA	13	614	5	45,53,73	1.56	7 (15%)	52,89,113	1.92	9 (17%)
31	CLA	g	614	1	49,57,73	1.52	7 (14%)	55,93,113	1.85	6 (10%)
31	CLA	2	604	-	50,58,73	1.56	8 (16%)	58,95,113	1.83	10 (17%)
31	CLA	r	604	-	48,56,73	1.54	7 (14%)	55,92,113	1.86	10 (18%)

Mol	Type	Chain	Res	Link	Bond lengths			Bond angles		
					Counts	RMSZ	#|Z| > 2	Counts	RMSZ	#|Z| > 2
31	CLA	S	603	22	42,50,73	1.57	7 (16%)	48,85,113	2.06	8 (16%)
31	CLA	b	604	7	65,73,73	1.35	7 (10%)	76,113,113	1.73	10 (13%)
31	CLA	a	404	-	65,73,73	1.33	7 (10%)	76,113,113	1.63	11 (14%)
31	CLA	b	601	-	55,63,73	1.44	7 (12%)	64,101,113	1.82	10 (15%)
31	CLA	s	602	22	65,73,73	1.36	7 (10%)	76,113,113	1.69	8 (10%)
32	LHG	13	616	31	39,39,48	1.50	8 (20%)	42,45,54	0.81	2 (4%)
43	LNL	x	201	-	19,19,19	0.42	0	18,19,19	0.47	0
32	LHG	R	619	-	46,46,48	1.39	8 (17%)	49,52,54	0.78	2 (4%)
30	CHL	Y	601	28	66,74,74	1.45	10 (15%)	73,114,114	1.91	11 (15%)
31	CLA	C	512	8	65,73,73	1.33	7 (10%)	76,113,113	1.73	11 (14%)
33	LUT	4	617	-	42,43,43	0.37	0	51,60,60	0.31	0
33	LUT	s	618	-	42,43,43	0.35	0	51,60,60	0.51	0
31	CLA	15	602	2	60,68,73	1.41	7 (11%)	70,107,113	1.70	11 (15%)
31	CLA	Y	604	-	55,63,73	1.48	7 (12%)	64,101,113	1.82	8 (12%)
31	CLA	16	603	-	60,68,73	1.39	7 (11%)	70,107,113	1.74	10 (14%)
32	LHG	3	617	-	46,46,48	1.39	8 (17%)	49,52,54	0.75	2 (4%)
30	CHL	R	607	-	51,59,74	1.66	10 (19%)	55,96,114	2.09	13 (23%)
31	CLA	4	614	1	46,54,73	1.56	7 (15%)	53,90,113	1.94	9 (16%)
31	CLA	g	603	1	55,63,73	1.46	7 (12%)	64,101,113	1.89	8 (12%)
41	LMG	C	520	-	47,47,55	0.19	0	55,55,63	0.16	0
30	CHL	1	601	1	61,69,74	1.53	10 (16%)	67,108,114	1.94	14 (20%)
30	CHL	1	608	-	50,58,74	1.66	9 (18%)	52,94,114	2.04	11 (21%)
41	LMG	D	414	-	48,48,55	0.19	0	56,56,63	0.15	0
31	CLA	16	602	5	65,73,73	1.37	8 (12%)	76,113,113	1.76	11 (14%)
31	CLA	B	616	7	60,68,73	1.38	7 (11%)	70,107,113	1.88	12 (17%)
30	CHL	r	607	-	51,59,74	1.65	10 (19%)	55,96,114	2.10	13 (23%)
34	NEX	y	624	-	38,46,46	0.45	1 (2%)	50,70,70	0.65	1 (2%)
39	BCR	B	617	-	41,41,41	0.14	0	56,56,56	0.25	0
34	NEX	14	618	-	13,17,46	0.38	0	19,29,70	0.48	0
33	LUT	16	618	-	42,43,43	0.41	1 (2%)	51,60,60	0.37	0
41	LMG	J	102	-	51,51,55	0.18	0	59,59,63	0.17	0
31	CLA	Y	613	28	65,73,73	1.34	7 (10%)	76,113,113	1.64	9 (11%)
31	CLA	3	603	3	55,63,73	1.45	7 (12%)	64,101,113	1.87	7 (10%)
40	SQD	a	409	-	50,51,54	0.19	0	59,62,65	0.26	0
31	CLA	5	612	-	46,54,73	1.57	7 (15%)	53,90,113	1.91	7 (13%)
31	CLA	r	608	21	65,73,73	1.32	7 (10%)	76,113,113	1.70	11 (14%)
46	DGD	c	519	-	60,60,67	0.18	0	74,74,81	0.19	0

Mol	Type	Chain	Res	Link	Bond lengths			Bond angles		
					Counts	RMSZ	$\#\|Z\| > 2$	Counts	RMSZ	$\#\|Z\| > 2$
31	CLA	11	602	1	60,68,73	1.41	7 (11%)	70,107,113	1.79	13 (18%)
31	CLA	13	610	-	65,73,73	1.35	6 (9%)	76,113,113	1.73	11 (14%)
30	CHL	13	606	-	61,69,74	1.52	9 (14%)	67,108,114	1.85	11 (16%)
39	BCR	B	619	-	41,41,41	0.12	0	56,56,56	0.24	0
31	CLA	1	610	1	55,63,73	1.49	7 (12%)	64,101,113	1.70	11 (17%)
31	CLA	R	609	21	65,73,73	1.34	7 (10%)	76,113,113	1.65	8 (10%)
31	CLA	a	403	6	65,73,73	1.34	7 (10%)	76,113,113	1.75	12 (15%)
32	LHG	r	619	-	46,46,48	1.40	8 (17%)	49,52,54	0.76	2 (4%)
30	CHL	g	601	1	66,74,74	1.47	9 (13%)	73,114,114	1.82	13 (17%)
31	CLA	6	602	3	60,68,73	1.40	7 (11%)	70,107,113	1.72	11 (15%)
39	BCR	c	516	-	41,41,41	0.12	0	56,56,56	0.32	0
31	CLA	A	404	-	65,73,73	1.33	7 (10%)	76,113,113	1.63	11 (14%)
30	CHL	12	608	2	53,61,74	1.66	10 (18%)	57,98,114	1.97	13 (22%)
30	CHL	N	609	2	66,74,74	1.47	10 (15%)	73,114,114	1.87	13 (17%)
39	BCR	D	406	-	41,41,41	0.13	0	56,56,56	0.21	0
41	LMG	c	520	-	47,47,55	0.19	0	55,55,63	0.17	0
31	CLA	c	513	8	55,63,73	1.44	7 (12%)	64,101,113	1.86	10 (15%)
32	LHG	6	617	-	46,46,48	1.36	8 (17%)	49,52,54	0.75	2 (4%)
31	CLA	c	511	8	65,73,73	1.32	7 (10%)	76,113,113	1.79	12 (15%)
30	CHL	4	606	-	47,55,74	1.67	9 (19%)	50,91,114	2.17	9 (18%)
31	CLA	N	610	2	60,68,73	1.40	7 (11%)	70,107,113	1.75	9 (12%)
39	BCR	C	516	-	41,41,41	0.12	0	56,56,56	0.31	0
43	LNL	C	524	-	19,19,19	0.44	0	18,19,19	0.50	0
43	LNL	W	502	-	19,19,19	0.44	0	18,19,19	0.52	0
30	CHL	1	607	-	51,59,74	1.68	11 (21%)	55,96,114	2.09	12 (21%)
30	CHL	3	608	-	50,58,74	1.64	9 (18%)	52,94,114	2.10	12 (23%)
46	DGD	c	517	-	67,67,67	0.18	0	81,81,81	0.18	0
34	NEX	N	619	-	38,46,46	0.42	1 (2%)	50,70,70	0.40	0
31	CLA	r	611	21	49,57,73	1.51	7 (14%)	55,93,113	1.92	6 (10%)
32	LHG	l	102	-	46,46,48	1.30	8 (17%)	49,52,54	0.77	2 (4%)
31	CLA	C	504	8	65,73,73	1.34	7 (10%)	76,113,113	1.77	13 (17%)
31	CLA	5	604	-	50,58,73	1.56	7 (14%)	58,95,113	1.81	10 (17%)
43	LNL	W	503	-	19,19,19	0.42	0	18,19,19	0.49	0
31	CLA	S	614	22	65,73,73	1.35	7 (10%)	76,113,113	1.67	10 (13%)
33	LUT	S	618	-	42,43,43	0.36	0	51,60,60	0.43	0
49	HEM	F	101	11,10	41,50,50	0.81	1 (2%)	45,82,82	0.70	1 (2%)
31	CLA	Y	615	-	56,64,73	1.45	7 (12%)	65,102,113	1.81	11 (16%)

Mol	Type	Chain	Res	Link	Bond lengths			Bond angles		
					Counts	RMSZ	#|Z| > 2	Counts	RMSZ	#|Z| > 2
31	CLA	S	612	22	45,53,73	1.73	8 (17%)	52,89,113	1.66	7 (13%)
30	CHL	5	608	-	50,58,74	1.65	9 (18%)	52,94,114	2.07	9 (17%)
31	CLA	11	604	-	46,54,73	1.57	7 (15%)	53,90,113	1.92	7 (13%)
34	NEX	11	618	-	13,17,46	0.36	0	19,29,70	0.48	0
30	CHL	5	605	2	46,54,74	1.73	10 (21%)	49,90,114	1.99	9 (18%)
32	LHG	11	615	31	48,48,48	1.38	8 (16%)	51,54,54	0.74	2 (3%)
33	LUT	S	619	-	42,43,43	0.35	0	51,60,60	0.37	0
46	DGD	C	519	-	60,60,67	0.18	0	74,74,81	0.19	0
44	STE	b	622	-	19,19,19	0.60	0	19,19,19	0.99	2 (10%)
48	BCT	D	403	47	2,3,3	0.88	0	2,3,3	3.15	2 (100%)
31	CLA	R	601	21	49,57,73	1.51	7 (14%)	55,93,113	1.76	9 (16%)
33	LUT	n	618	-	42,43,43	0.40	1 (2%)	51,60,60	0.33	0
33	LUT	3	619	-	42,43,43	0.40	1 (2%)	51,60,60	0.42	0
30	CHL	15	605	-	46,54,74	1.73	10 (21%)	49,90,114	2.29	8 (16%)
34	NEX	5	616	-	29,33,46	0.48	1 (3%)	38,48,70	0.50	0
31	CLA	N	611	32	60,68,73	1.43	8 (13%)	70,107,113	1.78	8 (11%)
30	CHL	11	601	1	66,74,74	1.48	10 (15%)	73,114,114	1.83	13 (17%)
31	CLA	b	616	7	60,68,73	1.37	7 (11%)	70,107,113	1.86	11 (15%)
35	XAT	6	620	-	39,47,47	0.13	0	54,74,74	0.75	1 (1%)
41	LMG	K	102	-	51,51,55	0.20	0	59,59,63	0.15	0
32	LHG	r	621	-	43,43,48	1.48	8 (18%)	46,49,54	0.81	2 (4%)
41	LMG	D	410	-	44,44,55	0.19	0	52,52,63	0.17	0
39	BCR	b	618	-	41,41,41	0.14	0	56,56,56	0.24	0
31	CLA	13	613	5	50,58,73	1.53	7 (14%)	58,95,113	1.91	8 (13%)
34	NEX	12	616	-	24,28,46	0.36	0	32,42,70	0.56	0
30	CHL	11	608	-	51,59,74	1.67	11 (21%)	55,96,114	2.05	13 (23%)
31	CLA	r	609	21	65,73,73	1.35	7 (10%)	76,113,113	1.70	9 (11%)
31	CLA	g	610	1	65,73,73	1.35	7 (10%)	76,113,113	1.71	11 (14%)
33	LUT	R	615	-	42,43,43	0.38	0	51,60,60	0.38	0
30	CHL	g	606	-	50,58,74	1.63	8 (16%)	52,94,114	2.03	9 (17%)
41	LMG	d	415	-	48,48,55	0.19	0	56,56,63	0.15	0
30	CHL	16	601	5	56,64,74	1.62	11 (19%)	61,102,114	2.02	12 (19%)
31	CLA	R	608	21	65,73,73	1.32	7 (10%)	76,113,113	1.69	12 (15%)
36	3PH	B	624	-	37,37,47	0.30	0	41,42,52	0.33	0
39	BCR	b	619	-	41,41,41	0.12	0	56,56,56	0.25	0
31	CLA	S	611	32	65,73,73	1.35	7 (10%)	76,113,113	1.77	13 (17%)
39	BCR	h	102	-	41,41,41	0.13	0	56,56,56	0.33	0

Mol	Type	Chain	Res	Link	Bond lengths			Bond angles		
					Counts	RMSZ	#|Z| > 2	Counts	RMSZ	#|Z| > 2
37	OEX	a	402	8,6	0,15,15	-	-	-		
31	CLA	r	614	-	55,63,73	1.43	7 (12%)	64,101,113	1.80	10 (15%)
33	LUT	15	615	-	42,43,43	0.34	0	51,60,60	0.31	0
31	CLA	Y	603	28	60,68,73	1.39	7 (11%)	70,107,113	1.84	11 (15%)
31	CLA	16	613	5	50,58,73	1.53	7 (14%)	58,95,113	1.94	8 (13%)
49	HEM	f	101	11,10	41,50,50	0.81	1 (2%)	45,82,82	0.70	1 (2%)
30	CHL	6	605	3	66,74,74	1.48	10 (15%)	73,114,114	1.95	13 (17%)
31	CLA	G	610	1	65,73,73	1.35	6 (9%)	76,113,113	1.74	11 (14%)
30	CHL	13	601	5	56,64,74	1.62	10 (17%)	61,102,114	2.01	13 (21%)
31	CLA	D	405	9	65,73,73	1.34	7 (10%)	76,113,113	1.63	10 (13%)
31	CLA	R	614	-	55,63,73	1.44	7 (12%)	64,101,113	1.86	11 (17%)
31	CLA	g	612	1	43,51,73	1.58	7 (16%)	49,86,113	1.97	7 (14%)
34	NEX	s	620	-	38,46,46	0.45	1 (2%)	50,70,70	0.46	0
43	LNL	c	523	-	19,19,19	0.43	0	18,19,19	0.49	0
31	CLA	S	602	22	65,73,73	1.35	7 (10%)	76,113,113	1.73	11 (14%)
33	LUT	2	615	-	42,43,43	0.37	0	51,60,60	0.31	0
39	BCR	B	618	-	41,41,41	0.14	0	56,56,56	0.24	0
33	LUT	G	616	-	42,43,43	0.38	0	51,60,60	0.40	0
33	LUT	5	615	-	42,43,43	0.37	0	51,60,60	0.32	0
31	CLA	5	610	2	50,58,73	1.52	7 (14%)	58,95,113	1.78	12 (20%)
43	LNL	c	524	-	19,19,19	0.44	0	18,19,19	0.50	0
32	LHG	s	617	31	44,44,48	1.36	7 (15%)	47,50,54	0.72	2 (4%)
30	CHL	G	607	-	50,58,74	1.65	9 (18%)	52,94,114	2.13	10 (19%)
31	CLA	b	610	-	65,73,73	1.32	7 (10%)	76,113,113	1.75	12 (15%)
43	LNL	h	101	-	19,19,19	0.44	0	18,19,19	0.49	0
31	CLA	s	610	22	65,73,73	1.34	7 (10%)	76,113,113	1.71	10 (13%)
31	CLA	12	609	2	55,63,73	1.46	7 (12%)	64,101,113	1.75	8 (12%)
34	NEX	1	618	-	13,17,46	0.37	0	19,29,70	0.49	0
39	BCR	J	101	-	41,41,41	0.21	0	56,56,56	0.47	0
30	CHL	Y	608	-	44,52,74	1.63	7 (15%)	46,87,114	2.15	7 (15%)
43	LNL	A	412	-	19,19,19	0.44	0	18,19,19	0.49	0
32	LHG	r	618	31	37,37,48	1.42	7 (18%)	40,43,54	0.87	2 (5%)
30	CHL	G	605	1	48,56,74	1.67	8 (16%)	51,92,114	2.12	10 (19%)
33	LUT	N	618	-	42,43,43	0.39	1 (2%)	51,60,60	0.36	0
41	LMG	s	616	-	42,42,55	0.19	0	50,50,63	0.18	0
30	CHL	n	609	2	66,74,74	1.47	10 (15%)	73,114,114	1.88	12 (16%)
30	CHL	5	607	-	56,64,74	1.61	10 (17%)	61,102,114	2.00	11 (18%)

Mol	Type	Chain	Res	Link	Bond lengths			Bond angles		
					Counts	RMSZ	#|Z| > 2	Counts	RMSZ	#|Z| > 2
30	CHL	11	607	-	46,54,74	1.73	10 (21%)	49,90,114	2.05	12 (24%)
31	CLA	c	512	8	65,73,73	1.33	7 (10%)	76,113,113	1.74	11 (14%)
31	CLA	14	611	32	60,68,73	1.43	7 (11%)	70,107,113	1.75	10 (14%)
41	LMG	d	411	-	34,34,55	0.21	0	36,36,63	0.15	0
33	LUT	14	616	-	42,43,43	0.30	0	51,60,60	0.41	1 (1%)
35	XAT	R	616	-	39,47,47	0.12	0	54,74,74	0.82	3 (5%)
31	CLA	4	612	1	46,54,73	1.60	7 (15%)	53,90,113	1.75	7 (13%)
30	CHL	s	607	-	43,51,74	1.67	9 (20%)	45,86,114	2.32	11 (24%)
31	CLA	r	610	32	60,68,73	1.42	7 (11%)	70,107,113	1.79	9 (12%)
31	CLA	g	611	32	65,73,73	1.35	7 (10%)	76,113,113	1.68	8 (10%)
31	CLA	r	612	21	50,58,73	1.51	7 (14%)	58,95,113	1.85	10 (17%)
41	LMG	A	409	-	55,55,55	0.17	0	63,63,63	0.16	0
31	CLA	R	603	21	65,73,73	1.33	7 (10%)	76,113,113	1.81	11 (14%)
33	LUT	11	616	-	42,43,43	0.33	0	51,60,60	0.47	1 (1%)
33	LUT	12	614	-	42,43,43	0.38	0	51,60,60	0.46	0
36	3PH	8	201	-	47,47,47	0.30	0	51,52,52	0.41	0
34	NEX	g	618	-	38,46,46	0.39	1 (2%)	50,70,70	0.48	0
33	LUT	1	617	-	42,43,43	0.37	0	51,60,60	0.30	0
33	LUT	r	615	-	42,43,43	0.39	0	51,60,60	0.36	0
34	NEX	n	619	-	38,46,46	0.43	1 (2%)	50,70,70	0.39	0
31	CLA	R	611	21	49,57,73	1.51	7 (14%)	55,93,113	1.90	7 (12%)
31	CLA	N	602	2	65,73,73	1.33	7 (10%)	76,113,113	1.75	10 (13%)
39	BCR	c	515	-	41,41,41	0.11	0	56,56,56	0.23	0
32	LHG	A	411	-	48,48,48	1.37	8 (16%)	51,54,54	0.74	2 (3%)
41	LMG	d	410	-	44,44,55	0.19	0	52,52,63	0.19	0
34	NEX	Y	623	-	38,46,46	0.47	1 (2%)	50,70,70	0.40	0
31	CLA	3	602	3	60,68,73	1.40	7 (11%)	70,107,113	1.72	12 (17%)
31	CLA	n	614	2	45,53,73	1.57	8 (17%)	52,89,113	1.90	7 (13%)
30	CHL	14	608	-	51,59,74	1.68	10 (19%)	55,96,114	2.00	12 (21%)
43	LNL	C	523	-	19,19,19	0.43	0	18,19,19	0.50	0
32	LHG	1	615	31	42,42,48	1.44	8 (19%)	45,48,54	0.76	2 (4%)
33	LUT	2	614	-	42,43,43	0.32	0	51,60,60	0.29	0
41	LMG	B	621	-	49,49,55	0.19	0	57,57,63	0.19	0
39	BCR	j	101	-	41,41,41	0.20	0	56,56,56	0.47	0
30	CHL	16	607	-	61,69,74	1.52	11 (18%)	67,108,114	2.00	11 (16%)
31	CLA	c	509	8	60,68,73	1.42	7 (11%)	70,107,113	1.78	12 (17%)
31	CLA	3	614	3	50,58,73	1.54	7 (14%)	58,95,113	1.84	8 (13%)

Mol	Type	Chain	Res	Link	Bond lengths			Bond angles		
					Counts	RMSZ	#|Z| > 2	Counts	RMSZ	#|Z| > 2
42	PL9	D	407	-	55,55,55	0.09	0	68,69,69	0.18	0
32	LHG	d	413	-	48,48,48	1.43	8 (16%)	51,54,54	0.75	2 (3%)
31	CLA	12	603	-	55,63,73	1.45	7 (12%)	64,101,113	1.85	8 (12%)
31	CLA	B	601	-	55,63,73	1.44	7 (12%)	64,101,113	1.82	10 (15%)
32	LHG	6	616	31	43,43,48	1.43	8 (18%)	46,49,54	0.79	2 (4%)
43	LNL	r	620	-	19,19,19	0.44	0	18,19,19	0.51	0
31	CLA	15	610	-	45,53,73	1.57	7 (15%)	52,89,113	1.93	8 (15%)
30	CHL	4	609	-	66,74,74	1.49	11 (16%)	73,114,114	1.79	12 (16%)
31	CLA	B	606	7	65,73,73	1.34	7 (10%)	76,113,113	1.61	11 (14%)
31	CLA	6	610	3	60,68,73	1.42	7 (11%)	70,107,113	1.71	12 (17%)
30	CHL	r	606	21	66,74,74	1.45	10 (15%)	73,114,114	1.86	14 (19%)
34	NEX	G	618	-	38,45,46	0.75	2 (5%)	48,67,70	0.51	0
31	CLA	C	509	8	60,68,73	1.42	7 (11%)	70,107,113	1.78	12 (17%)
31	CLA	16	610	-	65,73,73	1.35	7 (10%)	76,113,113	1.75	11 (14%)
32	LHG	L	102	-	46,46,48	1.31	8 (17%)	49,52,54	0.77	2 (4%)
31	CLA	C	511	8	65,73,73	1.32	7 (10%)	76,113,113	1.79	12 (15%)
30	CHL	14	607	-	50,58,74	1.66	10 (20%)	52,94,114	1.97	11 (21%)
31	CLA	16	615	-	45,53,73	1.58	7 (15%)	52,89,113	1.78	10 (19%)
34	NEX	3	621	-	38,46,46	0.45	1 (2%)	50,70,70	0.34	0
31	CLA	1	614	1	46,54,73	1.56	7 (15%)	53,90,113	1.96	9 (16%)
30	CHL	G	606	-	47,55,74	1.67	8 (17%)	50,91,114	2.06	9 (18%)
31	CLA	11	611	32	50,58,73	1.55	7 (14%)	58,95,113	1.84	7 (12%)
30	CHL	g	607	-	50,58,74	1.65	9 (18%)	52,94,114	2.11	9 (17%)
30	CHL	2	609	2	66,74,74	1.50	10 (15%)	73,114,114	1.80	11 (15%)
44	STE	B	623	-	19,19,19	0.58	0	19,19,19	1.01	2 (10%)
31	CLA	s	609	22	55,63,73	1.47	7 (12%)	64,101,113	1.74	7 (10%)
43	LNL	X	201	-	19,19,19	0.43	0	18,19,19	0.49	0
30	CHL	3	605	3	66,74,74	1.47	10 (15%)	73,114,114	1.93	14 (19%)
41	LMG	b	621	-	46,46,55	0.18	0	54,54,63	0.16	0
31	CLA	r	613	21	65,73,73	1.35	7 (10%)	76,113,113	1.80	10 (13%)
43	LNL	y	619	-	19,19,19	0.43	0	18,19,19	0.50	0
36	3PH	B	620	-	47,47,47	0.27	0	51,52,52	0.29	0
40	SQD	l	101	-	49,50,54	0.18	0	58,61,65	0.20	0
41	LMG	c	522	-	55,55,55	0.18	0	63,63,63	0.16	0
30	CHL	Y	609	28	66,74,74	1.47	10 (15%)	73,114,114	1.87	11 (15%)
30	CHL	N	601	2	53,61,74	1.65	10 (18%)	57,98,114	1.99	10 (17%)

Mol	Type	Chain	Res	Link	Bond lengths			Bond angles		
					Counts	RMSZ	#|Z| > 2	Counts	RMSZ	#|Z| > 2
30	CHL	N	606	-	61,69,74	1.54	10 (16%)	67,108,114	1.94	11 (16%)
31	CLA	B	602	7	65,73,73	1.35	7 (10%)	76,113,113	1.70	12 (15%)
42	PL9	d	407	-	55,55,55	0.09	0	68,69,69	0.18	0
30	CHL	5	609	2	66,74,74	1.50	10 (15%)	73,114,114	1.81	11 (15%)
32	LHG	a	414	-	42,42,48	1.45	8 (19%)	45,48,54	0.78	2 (4%)
31	CLA	4	603	1	55,63,73	1.46	7 (12%)	64,101,113	1.86	10 (15%)
39	BCR	b	617	-	41,41,41	0.14	0	56,56,56	0.26	0
31	CLA	s	614	22	65,73,73	1.35	7 (10%)	76,113,113	1.66	12 (15%)
43	LNL	H	101	-	19,19,19	0.43	0	18,19,19	0.49	0
32	LHG	c	521	-	41,41,48	1.46	8 (19%)	44,47,54	0.78	2 (4%)
30	CHL	4	601	1	61,69,74	1.54	9 (14%)	67,108,114	1.94	14 (20%)
31	CLA	G	614	1	49,57,73	1.53	7 (14%)	55,93,113	1.85	6 (10%)
31	CLA	R	610	32	60,68,73	1.40	7 (11%)	70,107,113	1.70	10 (14%)
41	LMG	C	522	-	55,55,55	0.18	0	63,63,63	0.16	0
31	CLA	2	610	2	50,58,73	1.52	7 (14%)	58,95,113	1.85	11 (18%)
40	SQD	A	408	-	50,51,54	0.19	0	59,62,65	0.26	0
31	CLA	12	604	-	55,63,73	1.46	7 (12%)	64,101,113	1.69	11 (17%)
31	CLA	b	608	7	65,73,73	1.35	7 (10%)	76,113,113	1.65	12 (15%)
32	LHG	C	521	-	41,41,48	1.45	8 (19%)	44,47,54	0.78	2 (4%)
32	LHG	D	408	-	48,48,48	1.30	7 (14%)	51,54,54	0.72	2 (3%)
33	LUT	15	614	-	42,43,43	0.38	0	51,60,60	0.49	0
31	CLA	S	610	22	65,73,73	1.33	7 (10%)	76,113,113	1.70	12 (15%)
30	CHL	S	606	22	66,74,74	1.49	10 (15%)	73,114,114	1.85	12 (16%)
30	CHL	1	606	-	47,55,74	1.67	9 (19%)	50,91,114	2.14	9 (18%)
31	CLA	12	602	2	60,68,73	1.41	7 (11%)	70,107,113	1.72	12 (17%)
31	CLA	c	507	8	65,73,73	1.35	7 (10%)	76,113,113	1.67	10 (13%)
31	CLA	Y	612	28	65,73,73	1.35	7 (10%)	76,113,113	1.70	13 (17%)
41	LMG	j	102	-	51,51,55	0.18	0	59,59,63	0.17	0
31	CLA	R	602	21	65,73,73	1.37	7 (10%)	76,113,113	1.71	11 (14%)
30	CHL	2	607	-	56,64,74	1.60	11 (19%)	61,102,114	2.01	10 (16%)
31	CLA	2	602	2	55,63,73	1.46	7 (12%)	64,101,113	1.82	12 (18%)
40	SQD	D	411	-	53,54,54	0.18	0	62,65,65	0.21	0
31	CLA	15	609	2	55,63,73	1.47	7 (12%)	64,101,113	1.84	12 (18%)
31	CLA	14	614	1	49,57,73	1.53	7 (14%)	55,93,113	1.92	7 (12%)
31	CLA	C	507	8	65,73,73	1.35	7 (10%)	76,113,113	1.69	10 (13%)
32	LHG	d	408	-	48,48,48	1.28	7 (14%)	51,54,54	0.73	2 (3%)

Mol	Type	Chain	Res	Link	Bond lengths			Bond angles		
					Counts	RMSZ	#|Z| > 2	Counts	RMSZ	#|Z| > 2
31	CLA	b	602	7	65,73,73	1.34	7 (10%)	76,113,113	1.69	11 (14%)
31	CLA	b	606	7	65,73,73	1.35	7 (10%)	76,113,113	1.63	11 (14%)
30	CHL	g	608	-	52,60,74	1.66	11 (21%)	56,97,114	2.02	10 (17%)
33	LUT	11	617	-	42,43,43	0.43	1 (2%)	51,60,60	0.41	0
31	CLA	N	613	2	55,63,73	1.46	7 (12%)	64,101,113	1.84	7 (10%)
31	CLA	n	603	2	60,68,73	1.40	7 (11%)	70,107,113	1.85	9 (12%)
30	CHL	3	606	-	56,64,74	1.59	9 (16%)	61,102,114	1.94	8 (13%)
31	CLA	G	611	32	65,73,73	1.35	7 (10%)	76,113,113	1.68	7 (9%)
30	CHL	13	609	-	61,69,74	1.57	9 (14%)	67,108,114	1.83	10 (14%)
31	CLA	n	602	2	65,73,73	1.35	7 (10%)	76,113,113	1.73	9 (11%)
31	CLA	3	610	3	60,68,73	1.38	7 (11%)	70,107,113	1.75	11 (15%)
46	DGD	C	517	-	67,67,67	0.17	0	81,81,81	0.18	0
31	CLA	16	611	32	65,73,73	1.36	7 (10%)	76,113,113	1.68	10 (13%)
39	BCR	d	406	-	41,41,41	0.13	0	56,56,56	0.21	0
31	CLA	b	603	7	65,73,73	1.35	7 (10%)	76,113,113	1.73	11 (14%)
31	CLA	c	502	8	65,73,73	1.32	7 (10%)	76,113,113	1.67	10 (13%)
30	CHL	12	605	-	46,54,74	1.74	10 (21%)	49,90,114	2.24	8 (16%)
31	CLA	A	403	-	65,73,73	1.33	7 (10%)	76,113,113	1.65	13 (17%)
30	CHL	5	606	-	46,54,74	1.71	10 (21%)	49,90,114	2.17	10 (20%)
30	CHL	14	601	1	66,74,74	1.48	10 (15%)	73,114,114	1.82	13 (17%)
46	DGD	W	501	-	46,46,67	0.20	0	54,54,81	0.31	0
42	PL9	A	410	-	55,55,55	0.08	0	68,69,69	0.18	0
43	LNL	w	503	-	19,19,19	0.44	0	18,19,19	0.52	0
33	LUT	y	623	-	42,43,43	0.43	1 (2%)	51,60,60	0.40	0
31	CLA	C	510	8	65,73,73	1.34	7 (10%)	76,113,113	1.84	9 (11%)
32	LHG	a	413	-	43,43,48	1.39	7 (16%)	46,49,54	0.83	2 (4%)
31	CLA	4	610	1	65,73,73	1.40	8 (12%)	76,113,113	1.46	10 (13%)
33	LUT	1	616	-	42,43,43	0.36	0	51,60,60	0.35	0
32	LHG	a	401	-	48,48,48	1.40	8 (16%)	51,54,54	0.72	2 (3%)
30	CHL	3	607	-	66,74,74	1.47	10 (15%)	73,114,114	1.90	13 (17%)
31	CLA	c	506	8	65,73,73	1.35	7 (10%)	76,113,113	1.74	10 (13%)
30	CHL	6	607	-	66,74,74	1.47	10 (15%)	73,114,114	1.89	13 (17%)
31	CLA	b	605	7	65,73,73	1.35	7 (10%)	76,113,113	1.75	9 (11%)
31	CLA	c	504	8	65,73,73	1.34	7 (10%)	76,113,113	1.78	12 (15%)
34	NEX	6	621	-	38,46,46	0.46	1 (2%)	50,70,70	0.35	0
31	CLA	1	604	-	50,58,73	1.54	7 (14%)	58,95,113	1.91	12 (20%)

Mol	Type	Chain	Res	Link	Bond lengths			Bond angles		
					Counts	RMSZ	$\#\|Z\| > 2$	Counts	RMSZ	$\#\|Z\| > 2$
31	CLA	11	614	-	49,57,73	1.53	7 (14%)	55,93,113	1.91	7 (12%)
30	CHL	y	608	-	44,52,74	1.62	8 (18%)	46,87,114	2.15	8 (17%)
33	LUT	6	618	-	42,43,43	0.43	1 (2%)	51,60,60	0.43	0
31	CLA	11	612	1	43,51,73	1.60	7 (16%)	49,86,113	1.87	7 (14%)
31	CLA	N	615	2	47,55,73	1.53	7 (14%)	54,91,113	2.00	9 (16%)
31	CLA	G	604	-	50,58,73	1.54	7 (14%)	58,95,113	1.86	9 (15%)
31	CLA	C	506	8	65,73,73	1.35	7 (10%)	76,113,113	1.74	9 (11%)
31	CLA	Y	602	28	65,73,73	1.35	7 (10%)	76,113,113	1.71	10 (13%)
31	CLA	13	604	-	55,63,73	1.47	7 (12%)	64,101,113	1.75	9 (14%)
32	LHG	Y	618	-	46,46,48	1.42	8 (17%)	49,52,54	0.75	2 (4%)
32	LHG	A	415	-	48,48,48	1.40	8 (16%)	51,54,54	0.75	2 (3%)
33	LUT	12	615	-	42,43,43	0.36	0	51,60,60	0.33	0
33	LUT	Y	621	-	42,43,43	0.39	0	51,60,60	0.49	0
43	LNL	I	101	-	19,19,19	0.43	0	18,19,19	0.50	0
46	DGD	c	518	-	59,59,67	0.18	0	73,73,81	0.17	0
33	LUT	4	616	-	42,43,43	0.39	1 (2%)	51,60,60	0.39	0
31	CLA	1	612	1	46,54,73	1.57	7 (15%)	53,90,113	1.85	6 (11%)
31	CLA	Y	614	28	49,57,73	1.51	7 (14%)	55,93,113	1.94	9 (16%)
31	CLA	y	603	28	60,68,73	1.40	7 (11%)	70,107,113	1.82	11 (15%)
31	CLA	d	404	9	65,73,73	1.33	7 (10%)	76,113,113	1.72	12 (15%)
31	CLA	6	603	3	55,63,73	1.45	7 (12%)	64,101,113	1.91	8 (12%)
32	LHG	14	615	31	48,48,48	1.39	8 (16%)	51,54,54	0.73	2 (3%)
31	CLA	B	610	-	65,73,73	1.32	7 (10%)	76,113,113	1.76	13 (17%)
33	LUT	16	617	-	42,43,43	0.38	0	51,60,60	0.54	1 (1%)
32	LHG	g	615	31	48,48,48	1.30	6 (12%)	51,54,54	0.70	2 (3%)
31	CLA	4	611	32	50,58,73	1.54	7 (14%)	58,95,113	1.87	9 (15%)
32	LHG	3	616	31	43,43,48	1.42	8 (18%)	46,49,54	0.78	2 (4%)
50	PAM	N	621	-	17,17,17	0.46	0	17,17,17	0.46	0
31	CLA	16	614	5	45,53,73	1.56	7 (15%)	52,89,113	1.91	9 (17%)
31	CLA	G	613	1	65,73,73	1.34	7 (10%)	76,113,113	1.69	10 (13%)
31	CLA	16	612	5	45,53,73	1.59	7 (15%)	52,89,113	1.93	7 (13%)
31	CLA	14	613	1	55,63,73	1.46	7 (12%)	64,101,113	1.78	9 (14%)
30	CHL	s	601	22	46,54,74	1.71	9 (19%)	49,90,114	2.16	11 (22%)
46	DGD	w	502	-	40,40,67	0.21	0	48,48,81	0.22	0
31	CLA	g	613	1	65,73,73	1.34	7 (10%)	76,113,113	1.68	10 (13%)
31	CLA	S	609	22	55,63,73	1.47	7 (12%)	64,101,113	1.85	9 (14%)

Mol	Type	Chain	Res	Link	Bond lengths			Bond angles		
					Counts	RMSZ	#|Z| > 2	Counts	RMSZ	#|Z| > 2
39	BCR	c	526	-	41,41,41	0.12	0	56,56,56	0.22	0
32	LHG	R	621	-	43,43,48	1.46	8 (18%)	46,49,54	0.79	2 (4%)
30	CHL	11	606	-	47,55,74	1.70	9 (19%)	50,91,114	2.04	12 (24%)
31	CLA	12	610	-	45,53,73	1.56	7 (15%)	52,89,113	1.92	8 (15%)
30	CHL	1	605	1	46,54,74	1.73	10 (21%)	49,90,114	2.13	11 (22%)
31	CLA	15	604	-	55,63,73	1.47	7 (12%)	64,101,113	1.70	9 (14%)
33	LUT	14	617	-	42,43,43	0.43	1 (2%)	51,60,60	0.39	0
31	CLA	R	613	21	60,68,73	1.40	7 (11%)	70,107,113	1.86	13 (18%)
31	CLA	n	610	2	60,68,73	1.39	7 (11%)	70,107,113	1.80	11 (15%)
34	NEX	r	617	-	38,46,46	0.40	1 (2%)	50,70,70	0.45	0
30	CHL	n	606	-	61,69,74	1.53	10 (16%)	67,108,114	1.95	13 (19%)
39	BCR	C	526	-	41,41,41	0.12	0	56,56,56	0.22	0
31	CLA	1	611	32	50,58,73	1.54	8 (16%)	58,95,113	1.84	9 (15%)
31	CLA	s	613	22	49,57,73	1.52	7 (14%)	55,93,113	1.85	8 (14%)
31	CLA	C	513	8	55,63,73	1.45	7 (12%)	64,101,113	1.85	10 (15%)
40	SQD	L	101	-	49,50,54	0.18	0	58,61,65	0.22	0
31	CLA	13	602	5	65,73,73	1.36	7 (10%)	76,113,113	1.71	10 (13%)
31	CLA	15	613	-	45,53,73	1.59	8 (17%)	52,89,113	1.85	8 (15%)
30	CHL	12	607	-	50,58,74	1.65	8 (16%)	52,94,114	2.14	10 (19%)
31	CLA	14	604	-	55,63,73	1.47	7 (12%)	64,101,113	1.79	8 (12%)
33	LUT	6	619	-	42,43,43	0.41	1 (2%)	51,60,60	0.41	0
36	3PH	T	101	-	47,47,47	0.28	0	51,52,52	0.29	0
31	CLA	s	603	22	42,50,73	1.58	7 (16%)	48,85,113	2.04	8 (16%)
31	CLA	g	604	-	50,58,73	1.54	7 (14%)	58,95,113	1.88	10 (17%)
30	CHL	16	606	-	61,69,74	1.53	9 (14%)	67,108,114	1.86	11 (16%)
31	CLA	y	613	28	65,73,73	1.34	7 (10%)	76,113,113	1.65	9 (11%)
31	CLA	s	605	22	50,58,73	1.52	7 (14%)	58,95,113	1.80	8 (13%)
48	BCT	d	403	47	2,3,3	0.88	0	2,3,3	3.17	2 (100%)
31	CLA	c	503	8	65,73,73	1.33	7 (10%)	76,113,113	1.77	10 (13%)
31	CLA	s	611	32	65,73,73	1.35	7 (10%)	76,113,113	1.78	13 (17%)
30	CHL	16	608	-	50,58,74	1.63	9 (18%)	52,94,114	2.12	13 (25%)
41	LMG	B	622	-	48,48,55	0.18	0	56,56,63	0.20	0
39	BCR	C	515	-	41,41,41	0.11	0	56,56,56	0.23	0
33	LUT	13	618	-	42,43,43	0.40	1 (2%)	51,60,60	0.36	0
30	CHL	Y	605	28	56,64,74	1.59	10 (17%)	61,102,114	2.02	11 (18%)
30	CHL	1	609	-	56,64,74	1.62	11 (19%)	61,102,114	1.94	12 (19%)

Mol	Type	Chain	Res	Link	Bond lengths			Bond angles		
					Counts	RMSZ	#|Z| > 2	Counts	RMSZ	#|Z| > 2
30	CHL	Y	607	-	66,74,74	1.45	10 (15%)	73,114,114	1.89	13 (17%)
31	CLA	2	613	2	47,55,73	1.53	7 (14%)	54,91,113	1.75	9 (16%)
31	CLA	y	614	28	49,57,73	1.52	7 (14%)	55,93,113	1.95	9 (16%)
31	CLA	5	613	2	50,58,73	1.52	7 (14%)	58,95,113	1.74	9 (15%)
31	CLA	11	613	1	55,63,73	1.46	7 (12%)	64,101,113	1.78	9 (14%)
32	LHG	y	616	31	48,48,48	1.27	6 (12%)	51,54,54	0.79	2 (3%)
36	3PH	7	201	-	47,47,47	0.28	0	51,52,52	0.31	0
31	CLA	6	614	3	50,58,73	1.53	7 (14%)	58,95,113	1.89	10 (17%)
30	CHL	14	606	-	47,55,74	1.71	10 (21%)	50,91,114	2.03	10 (20%)
31	CLA	B	605	7	65,73,73	1.35	7 (10%)	76,113,113	1.74	9 (11%)
31	CLA	C	514	8	65,73,73	1.33	7 (10%)	76,113,113	1.59	9 (11%)
31	CLA	G	602	1	65,73,73	1.33	7 (10%)	76,113,113	1.61	11 (14%)
32	LHG	S	617	31	44,44,48	1.38	8 (18%)	47,50,54	0.77	2 (4%)
31	CLA	S	605	22	50,58,73	1.53	7 (14%)	58,95,113	1.79	8 (13%)
31	CLA	B	611	7	65,73,73	1.36	7 (10%)	76,113,113	1.69	10 (13%)
31	CLA	b	615	7	65,73,73	1.36	7 (10%)	76,113,113	1.77	11 (14%)
30	CHL	s	608	-	49,57,74	1.66	9 (18%)	52,93,114	2.16	11 (21%)
31	CLA	5	603	2	55,63,73	1.47	7 (12%)	64,101,113	1.92	8 (12%)
31	CLA	11	603	-	55,63,73	1.46	7 (12%)	64,101,113	1.76	9 (14%)
31	CLA	s	615	22	47,55,73	1.54	7 (14%)	54,91,113	1.96	7 (12%)
43	LNL	R	620	-	19,19,19	0.44	0	18,19,19	0.51	0
31	CLA	6	613	3	55,63,73	1.46	7 (12%)	64,101,113	1.75	8 (12%)
32	LHG	Y	617	-	46,46,48	1.44	8 (17%)	49,52,54	0.76	2 (4%)
41	LMG	v	101	-	51,51,55	0.19	0	59,59,63	0.16	0
31	CLA	Y	610	28	65,73,73	1.35	7 (10%)	76,113,113	1.72	11 (14%)
31	CLA	y	604	-	55,63,73	1.48	7 (12%)	64,101,113	1.83	9 (14%)
30	CHL	R	606	21	66,74,74	1.44	10 (15%)	73,114,114	1.88	15 (20%)
31	CLA	N	614	2	45,53,73	1.56	8 (17%)	52,89,113	1.83	8 (15%)
30	CHL	15	608	2	61,69,74	1.56	10 (16%)	67,108,114	1.76	11 (16%)
31	CLA	5	602	2	55,63,73	1.46	7 (12%)	64,101,113	1.76	10 (15%)
40	SQD	d	414	-	45,46,54	0.19	0	54,57,65	0.23	0
31	CLA	y	615	-	56,64,73	1.44	7 (12%)	65,102,113	1.81	11 (16%)
30	CHL	2	601	2	47,55,74	1.67	10 (21%)	50,91,114	1.82	10 (20%)
35	XAT	G	619	-	39,47,47	0.10	0	54,74,74	0.43	0
30	CHL	g	609	1	66,74,74	1.49	10 (15%)	73,114,114	1.86	12 (16%)
30	CHL	13	605	5	56,64,74	1.60	10 (17%)	61,102,114	2.06	14 (22%)

Mol	Type	Chain	Res	Link	Bond lengths			Bond angles		
					Counts	RMSZ	#|Z| > 2	Counts	RMSZ	#|Z| > 2
31	CLA	n	615	2	47,55,73	1.53	8 (17%)	54,91,113	1.98	10 (18%)
34	NEX	15	616	-	24,28,46	0.36	0	32,42,70	0.58	0
30	CHL	S	608	-	49,57,74	1.66	9 (18%)	52,93,114	2.14	10 (19%)
32	LHG	Y	616	31	48,48,48	1.28	6 (12%)	51,54,54	0.79	2 (3%)
41	LMG	S	616	-	42,42,55	0.19	0	50,50,63	0.18	0
31	CLA	6	604	-	65,73,73	1.37	7 (10%)	76,113,113	1.69	12 (15%)
31	CLA	y	612	28	65,73,73	1.36	7 (10%)	76,113,113	1.70	13 (17%)
31	CLA	6	615	3	50,58,73	1.52	6 (12%)	58,95,113	1.97	11 (18%)
31	CLA	y	611	32	65,73,73	1.35	7 (10%)	76,113,113	1.70	11 (14%)
31	CLA	16	604	-	55,63,73	1.48	7 (12%)	64,101,113	1.74	10 (15%)
32	LHG	a	411	-	48,48,48	1.35	8 (16%)	51,54,54	0.73	2 (3%)
43	LNL	i	101	-	19,19,19	0.44	0	18,19,19	0.50	0
31	CLA	6	611	32	65,73,73	1.34	7 (10%)	76,113,113	1.61	12 (15%)
31	CLA	13	603	-	60,68,73	1.39	7 (11%)	70,107,113	1.82	11 (15%)
31	CLA	B	609	7	65,73,73	1.35	7 (10%)	76,113,113	1.70	9 (11%)
32	LHG	n	616	31	48,48,48	1.32	7 (14%)	51,54,54	0.77	2 (3%)
35	XAT	14	619	-	39,47,47	0.10	0	54,74,74	0.44	0
31	CLA	3	612	3	65,73,73	1.36	7 (10%)	76,113,113	1.74	11 (14%)
30	CHL	2	606	-	46,54,74	1.72	10 (21%)	49,90,114	2.16	11 (22%)
31	CLA	6	612	3	55,63,73	1.47	7 (12%)	64,101,113	1.85	10 (15%)
35	XAT	g	619	-	39,47,47	0.10	0	54,74,74	0.44	0
34	NEX	4	618	-	13,17,46	0.35	0	19,29,70	0.49	0
38	PHO	a	405	-	51,69,69	0.37	0	47,99,99	0.66	1 (2%)
30	CHL	15	607	-	50,58,74	1.65	9 (18%)	52,94,114	2.17	12 (23%)
37	OEX	A	401	8,6	0,15,15	-	-	-		
33	LUT	g	617	-	42,43,43	0.45	1 (2%)	51,60,60	0.44	1 (1%)
31	CLA	2	603	2	55,63,73	1.47	7 (12%)	64,101,113	1.94	8 (12%)
38	PHO	A	405	-	51,69,69	0.38	0	47,99,99	0.66	1 (2%)
30	CHL	2	608	-	50,58,74	1.65	9 (18%)	52,94,114	2.11	10 (19%)
31	CLA	14	603	-	55,63,73	1.46	7 (12%)	64,101,113	1.77	10 (15%)
30	CHL	G	609	1	66,74,74	1.49	10 (15%)	73,114,114	1.85	13 (17%)
41	LMG	w	501	-	55,55,55	0.17	0	63,63,63	0.17	0
31	CLA	s	604	-	65,73,73	1.35	7 (10%)	76,113,113	1.62	8 (10%)
30	CHL	y	607	-	66,74,74	1.45	10 (15%)	73,114,114	1.89	13 (17%)
43	LNL	y	620	-	19,19,19	0.42	0	18,19,19	0.48	0
30	CHL	13	608	-	50,58,74	1.64	9 (18%)	52,94,114	2.11	13 (25%)

Mol	Type	Chain	Res	Link	Bond lengths			Bond angles		
					Counts	RMSZ	$\#\|Z\| > 2$	Counts	RMSZ	$\#\|Z\| > 2$
31	CLA	R	604	-	48,56,73	1.54	7 (14%)	55,92,113	1.86	10 (18%)
32	LHG	16	616	31	39,39,48	1.51	8 (20%)	42,45,54	0.81	2 (4%)
43	LNL	Y	619	-	19,19,19	0.43	0	18,19,19	0.50	0
31	CLA	D	404	9	65,73,73	1.31	7 (10%)	76,113,113	1.76	11 (14%)
31	CLA	4	613	1	55,63,73	1.46	7 (12%)	64,101,113	1.73	10 (15%)
30	CHL	N	607	-	66,74,74	1.47	10 (15%)	73,114,114	1.84	11 (15%)
31	CLA	A	402	6	65,73,73	1.35	7 (10%)	76,113,113	1.74	11 (14%)
30	CHL	4	608	-	50,58,74	1.66	9 (18%)	52,94,114	2.06	11 (21%)
31	CLA	B	607	-	65,73,73	1.33	7 (10%)	76,113,113	1.74	8 (10%)
32	LHG	R	618	31	37,37,48	1.44	7 (18%)	40,43,54	0.86	2 (5%)
30	CHL	16	605	5	56,64,74	1.60	10 (17%)	61,102,114	2.03	13 (21%)
31	CLA	R	612	21	50,58,73	1.57	7 (14%)	58,95,113	1.67	8 (13%)
32	LHG	A	414	-	42,42,48	1.46	8 (19%)	45,48,54	0.79	2 (4%)
33	LUT	N	617	-	42,43,43	0.37	0	51,60,60	0.34	0
30	CHL	S	607	-	43,51,74	1.67	9 (20%)	45,86,114	2.31	10 (22%)
31	CLA	Y	611	32	65,73,73	1.35	7 (10%)	76,113,113	1.72	11 (14%)
31	CLA	15	611	-	45,53,73	1.59	7 (15%)	52,89,113	1.91	9 (17%)
39	BCR	a	408	-	41,41,41	0.11	0	56,56,56	0.24	0
31	CLA	a	407	6	55,63,73	1.45	7 (12%)	64,101,113	1.78	8 (12%)
35	XAT	11	619	-	39,47,47	0.09	0	54,74,74	0.46	0
31	CLA	N	612	2	45,53,73	1.57	7 (15%)	52,89,113	2.00	8 (15%)
31	CLA	S	613	22	49,57,73	1.52	7 (14%)	55,93,113	1.86	9 (16%)
32	LHG	d	409	-	38,38,48	1.40	8 (21%)	41,44,54	0.79	2 (4%)
31	CLA	y	602	28	60,68,73	1.40	7 (11%)	70,107,113	1.75	9 (12%)
30	CHL	11	605	-	48,56,74	1.66	8 (16%)	51,92,114	1.88	12 (23%)
30	CHL	G	601	1	66,74,74	1.47	9 (13%)	73,114,114	1.81	11 (15%)
31	CLA	B	614	7	65,73,73	1.34	7 (10%)	76,113,113	1.73	11 (14%)
30	CHL	14	605	1	48,56,74	1.69	8 (16%)	51,92,114	2.08	11 (21%)
30	CHL	n	601	2	52,60,74	1.66	10 (19%)	56,97,114	2.13	13 (23%)

In the following table, the Chirals column lists the number of chiral outliers, the number of chiral centers analysed, the number of these observed in the model and the number defined in the Chemical Component Dictionary. Similar counts are reported in the Torsion and Rings columns. '-' means no outliers of that kind were identified.

Mol	Type	Chain	Res	Link	Chirals	Torsions	Rings
30	CHL	n	607	-	3/3/20/26	18/39/137/137	-

Continued on next page...

Continued from previous page...

Mol	Type	Chain	Res	Link	Chirals	Torsions	Rings
31	CLA	c	505	-	1/1/13/20	12/25/103/115	-
31	CLA	B	612	7	1/1/15/20	16/37/115/115	-
32	LHG	y	618	-	-	28/51/51/53	-
31	CLA	b	609	7	1/1/15/20	21/37/115/115	-
31	CLA	C	503	8	1/1/15/20	8/37/115/115	-
40	SQD	d	412	-	-	12/49/69/69	0/1/1/1
32	LHG	N	616	31	-	23/53/53/53	-
33	LUT	Y	622	-	-	1/29/67/67	0/2/2/2
30	CHL	y	601	28	3/3/20/26	14/39/137/137	-
31	CLA	12	612	2	1/1/12/20	12/19/97/115	-
30	CHL	R	605	21	3/3/18/26	9/27/125/137	-
31	CLA	C	502	8	1/1/15/20	14/37/115/115	-
31	CLA	3	604	-	1/1/15/20	20/37/115/115	-
43	LNL	y	621	-	-	3/17/17/17	-
30	CHL	5	601	2	3/3/17/26	9/21/119/137	-
31	CLA	C	505	-	1/1/13/20	8/25/103/115	-
31	CLA	b	607	-	1/1/15/20	17/37/115/115	-
30	CHL	3	609	3	3/3/20/26	14/39/137/137	-
30	CHL	s	606	22	3/3/20/26	21/39/137/137	-
31	CLA	15	603	-	1/1/13/20	8/25/103/115	-
31	CLA	S	604	-	1/1/15/20	18/37/115/115	-
30	CHL	12	601	2	3/3/16/26	7/20/118/137	-
30	CHL	n	608	-	3/3/16/26	13/20/118/137	-
31	CLA	N	604	-	1/1/13/20	13/25/103/115	-
38	PHO	a	406	-	-	5/37/103/103	0/5/6/6
31	CLA	C	508	-	1/1/15/20	18/37/115/115	-
35	XAT	3	620	-	-	0/31/93/93	0/4/4/4
31	CLA	d	405	9	1/1/15/20	16/37/115/115	-
31	CLA	r	602	21	1/1/15/20	10/37/115/115	-
35	XAT	r	616	-	-	0/31/93/93	0/4/4/4
31	CLA	4	604	-	1/1/12/20	9/19/97/115	-
30	CHL	4	605	1	3/3/16/26	6/15/113/137	-
31	CLA	b	614	7	1/1/15/20	17/37/115/115	-
32	LHG	G	615	31	-	21/53/53/53	-
30	CHL	N	608	-	3/3/16/26	10/20/118/137	-

Continued on next page...

Continued from previous page...

Mol	Type	Chain	Res	Link	Chirals	Torsions	Rings
30	CHL	y	605	28	3/3/18/26	8/27/125/137	-
31	CLA	3	613	3	1/1/13/20	13/25/103/115	-
43	LNL	a	412	-	-	5/17/17/17	-
30	CHL	14	609	-	3/3/18/26	16/27/125/137	-
39	BCR	A	407	-	-	1/29/63/63	0/2/2/2
30	CHL	16	609	-	3/3/19/26	13/33/131/137	-
38	PHO	D	402	-	-	9/37/103/103	0/5/6/6
31	CLA	13	611	32	1/1/15/20	12/37/115/115	-
31	CLA	d	402	-	1/1/15/20	17/37/115/115	-
31	CLA	13	615	5	1/1/11/20	4/13/91/115	-
33	LUT	g	616	-	-	2/29/67/67	0/2/2/2
30	CHL	12	606	-	3/3/17/26	6/21/119/137	-
30	CHL	2	605	2	3/3/16/26	11/15/113/137	-
33	LUT	5	614	-	-	4/29/67/67	0/2/2/2
34	NEX	16	619	-	-	2/27/83/83	0/3/3/3
31	CLA	13	612	5	1/1/11/20	2/13/91/115	-
42	PL9	a	410	-	-	9/53/73/73	0/1/1/1
33	LUT	G	617	-	-	0/29/67/67	0/2/2/2
31	CLA	2	611	-	1/1/11/20	8/15/93/115	-
32	LHG	s	621	-	-	18/53/53/53	-
31	CLA	11	610	-	1/1/13/20	8/25/103/115	-
30	CHL	6	601	3	3/3/19/26	15/33/131/137	-
33	LUT	n	617	-	-	0/29/67/67	0/2/2/2
34	NEX	13	619	-	-	2/27/83/83	0/3/3/3
31	CLA	r	603	21	1/1/15/20	15/37/115/115	-
30	CHL	3	601	3	3/3/19/26	14/33/131/137	-
31	CLA	14	612	1	1/1/10/20	6/11/89/115	-
31	CLA	c	508	-	1/1/15/20	18/37/115/115	-
34	NEX	R	617	-	-	3/27/83/83	0/3/3/3
31	CLA	3	611	32	1/1/15/20	12/37/115/115	-
34	NEX	S	620	-	-	2/27/83/83	0/3/3/3
31	CLA	y	610	28	1/1/15/20	7/37/115/115	-
31	CLA	12	613	-	1/1/11/20	5/13/91/115	-
30	CHL	y	606	-	3/3/20/26	15/39/137/137	-
39	BCR	H	103	-	-	2/29/63/63	0/2/2/2

Continued on next page...

Continued from previous page...

Mol	Type	Chain	Res	Link	Chirals	Torsions	Rings
30	CHL	6	606	-	3/3/18/26	10/27/125/137	-
30	CHL	y	609	28	3/3/20/26	18/39/137/137	-
31	CLA	b	611	7	1/1/15/20	13/37/115/115	-
34	NEX	2	616	-	-	2/25/56/83	0/2/2/3
33	LUT	y	622	-	-	2/29/67/67	0/2/2/2
31	CLA	B	604	7	1/1/15/20	11/37/115/115	-
31	CLA	S	615	22	1/1/11/20	7/16/94/115	-
30	CHL	6	608	-	3/3/16/26	8/20/118/137	-
36	3PH	b	623	-	-	5/40/40/49	-
32	LHG	D	412	-	-	21/53/53/53	-
30	CHL	r	605	21	3/3/18/26	13/27/125/137	-
31	CLA	r	601	21	1/1/11/20	10/18/96/115	-
31	CLA	s	612	22	1/1/11/20	3/13/91/115	-
32	LHG	4	615	31	-	13/51/51/53	-
31	CLA	B	613	7	1/1/15/20	21/37/115/115	-
32	LHG	A	413	-	-	12/48/48/53	-
31	CLA	G	612	1	1/1/10/20	3/11/89/115	-
31	CLA	3	615	3	1/1/11/20	5/15/93/115	-
30	CHL	11	609	-	3/3/18/26	20/27/125/137	-
31	CLA	15	612	-	1/1/12/20	10/19/97/115	-
33	LUT	s	619	-	-	0/29/67/67	0/2/2/2
31	CLA	B	603	7	1/1/15/20	11/37/115/115	-
30	CHL	g	605	1	3/3/16/26	9/18/116/137	-
31	CLA	n	612	2	1/1/11/20	6/13/91/115	-
31	CLA	n	613	2	1/1/13/20	10/25/103/115	-
31	CLA	c	514	8	1/1/15/20	16/37/115/115	-
31	CLA	1	602	1	1/1/14/20	12/31/109/115	-
31	CLA	14	610	-	1/1/15/20	18/37/115/115	-
31	CLA	G	603	1	1/1/13/20	14/25/103/115	-
30	CHL	15	601	2	3/3/16/26	7/20/118/137	-
31	CLA	2	612	-	1/1/11/20	6/15/93/115	-
30	CHL	13	607	-	3/3/19/26	14/33/131/137	-
30	CHL	S	601	22	3/3/16/26	7/15/113/137	-
32	LHG	S	621	-	-	22/53/53/53	-

Continued on next page...

Continued from previous page...

Mol	Type	Chain	Res	Link	Chirals	Torsions	Rings
31	CLA	b	612	7	1/1/15/20	18/37/115/115	-
41	LMG	b	620	-	-	4/44/64/70	0/1/1/1
46	DGD	C	518	-	-	5/47/87/95	0/2/2/2
31	CLA	5	611	-	1/1/11/20	6/15/93/115	-
31	CLA	b	613	7	1/1/15/20	18/37/115/115	-
31	CLA	4	602	1	1/1/14/20	13/31/109/115	-
43	LNL	Y	620	-	-	5/17/17/17	-
31	CLA	A	406	6	1/1/13/20	7/25/103/115	-
31	CLA	B	608	7	1/1/15/20	16/37/115/115	-
40	SQD	D	413	-	-	8/41/61/69	0/1/1/1
30	CHL	6	609	3	3/3/20/26	15/39/137/137	-
33	LUT	3	618	-	-	0/29/67/67	0/2/2/2
30	CHL	Y	606	-	3/3/20/26	16/39/137/137	-
30	CHL	15	606	-	3/3/17/26	8/21/119/137	-
31	CLA	N	603	2	1/1/14/20	11/31/109/115	-
31	CLA	14	602	1	1/1/14/20	12/31/109/115	-
30	CHL	4	607	-	3/3/17/26	8/21/119/137	-
41	LMG	H	102	-	-	2/36/36/70	-
50	PAM	n	620	-	-	2/15/15/15	-
31	CLA	c	510	8	1/1/15/20	11/37/115/115	-
31	CLA	g	602	1	1/1/15/20	15/37/115/115	-
32	LHG	y	617	-	-	26/51/51/53	-
30	CHL	N	605	2	3/3/19/26	14/33/131/137	-
31	CLA	1	613	1	1/1/13/20	9/25/103/115	-
30	CHL	n	605	2	3/3/19/26	16/33/131/137	-
31	CLA	1	603	1	1/1/11/20	3/16/94/115	-
31	CLA	n	604	-	1/1/13/20	13/25/103/115	-
31	CLA	12	611	-	1/1/11/20	6/13/91/115	-
30	CHL	G	608	-	3/3/17/26	10/23/121/137	-
31	CLA	B	615	7	1/1/15/20	11/37/115/115	-
33	LUT	13	617	-	-	2/29/67/67	0/2/2/2
32	LHG	D	409	-	-	11/43/43/53	-
31	CLA	n	611	32	1/1/14/20	10/31/109/115	-
31	CLA	13	614	5	1/1/11/20	8/13/91/115	-

Continued on next page...

Continued from previous page...

Mol	Type	Chain	Res	Link	Chirals	Torsions	Rings
31	CLA	g	614	1	1/1/11/20	5/18/96/115	-
31	CLA	2	604	-	1/1/12/20	8/19/97/115	-
31	CLA	r	604	-	1/1/11/20	4/17/95/115	-
31	CLA	S	603	22	1/1/10/20	6/10/88/115	-
31	CLA	b	604	7	1/1/15/20	14/37/115/115	-
31	CLA	a	404	-	1/1/15/20	16/37/115/115	-
31	CLA	b	601	-	1/1/13/20	10/25/103/115	-
31	CLA	s	602	22	1/1/15/20	14/37/115/115	-
32	LHG	13	616	31	-	25/44/44/53	-
43	LNL	x	201	-	-	6/17/17/17	-
32	LHG	R	619	-	-	13/51/51/53	-
30	CHL	Y	601	28	3/3/20/26	14/39/137/137	-
31	CLA	C	512	8	1/1/15/20	17/37/115/115	-
33	LUT	4	617	-	-	0/29/67/67	0/2/2/2
33	LUT	s	618	-	-	2/29/67/67	0/2/2/2
31	CLA	15	602	2	1/1/14/20	17/31/109/115	-
31	CLA	Y	604	-	1/1/13/20	10/25/103/115	-
31	CLA	16	603	-	1/1/14/20	12/31/109/115	-
32	LHG	3	617	-	-	31/51/51/53	-
30	CHL	R	607	-	3/3/17/26	9/21/119/137	-
31	CLA	4	614	1	1/1/11/20	7/15/93/115	-
31	CLA	g	603	1	1/1/13/20	15/25/103/115	-
41	LMG	C	520	-	-	9/42/62/70	0/1/1/1
30	CHL	1	601	1	3/3/19/26	15/33/131/137	-
30	CHL	1	608	-	3/3/16/26	12/20/118/137	-
41	LMG	D	414	-	-	12/43/63/70	0/1/1/1
31	CLA	16	602	5	1/1/15/20	13/37/115/115	-
31	CLA	B	616	7	1/1/14/20	14/31/109/115	-
30	CHL	r	607	-	3/3/17/26	5/21/119/137	-
34	NEX	y	624	-	-	4/27/83/83	0/3/3/3
39	BCR	B	617	-	-	2/29/63/63	0/2/2/2
34	NEX	14	618	-	-	0/6/37/83	0/2/2/3
33	LUT	16	618	-	-	0/29/67/67	0/2/2/2
41	LMG	J	102	-	-	10/46/66/70	0/1/1/1
31	CLA	Y	613	28	1/1/15/20	11/37/115/115	-

Continued on next page...

Continued from previous page...

Mol	Type	Chain	Res	Link	Chirals	Torsions	Rings
31	CLA	3	603	3	1/1/13/20	10/25/103/115	-
40	SQD	a	409	-	-	7/46/66/69	0/1/1/1
31	CLA	5	612	-	1/1/11/20	9/15/93/115	-
31	CLA	r	608	21	1/1/15/20	5/37/115/115	-
46	DGD	c	519	-	-	8/48/88/95	0/2/2/2
31	CLA	11	602	1	1/1/14/20	14/31/109/115	-
31	CLA	13	610	-	1/1/15/20	9/37/115/115	-
30	CHL	13	606	-	3/3/19/26	13/33/131/137	-
39	BCR	B	619	-	-	1/29/63/63	0/2/2/2
31	CLA	1	610	1	1/1/13/20	7/25/103/115	-
31	CLA	R	609	21	1/1/15/20	18/37/115/115	-
31	CLA	a	403	6	1/1/15/20	12/37/115/115	-
32	LHG	r	619	-	-	19/51/51/53	-
30	CHL	g	601	1	3/3/20/26	17/39/137/137	-
31	CLA	6	602	3	1/1/14/20	11/31/109/115	-
39	BCR	c	516	-	-	4/29/63/63	0/2/2/2
31	CLA	A	404	-	1/1/15/20	16/37/115/115	-
30	CHL	12	608	2	3/3/17/26	14/24/122/137	-
30	CHL	N	609	2	3/3/20/26	22/39/137/137	-
39	BCR	D	406	-	-	3/29/63/63	0/2/2/2
41	LMG	c	520	-	-	9/42/62/70	0/1/1/1
31	CLA	c	513	8	1/1/13/20	6/25/103/115	-
32	LHG	6	617	-	-	27/51/51/53	-
31	CLA	c	511	8	1/1/15/20	13/37/115/115	-
30	CHL	4	606	-	2/2/16/26	6/17/115/137	-
31	CLA	N	610	2	1/1/14/20	5/31/109/115	-
39	BCR	C	516	-	-	4/29/63/63	0/2/2/2
43	LNL	C	524	-	-	4/17/17/17	-
43	LNL	W	502	-	-	4/17/17/17	-
30	CHL	1	607	-	3/3/17/26	7/21/119/137	-
30	CHL	3	608	-	3/3/16/26	7/20/118/137	-
46	DGD	c	517	-	-	17/55/95/95	0/2/2/2
34	NEX	N	619	-	-	2/27/83/83	0/3/3/3
31	CLA	r	611	21	1/1/11/20	6/18/96/115	-

Continued on next page...

Continued from previous page...

Mol	Type	Chain	Res	Link	Chirals	Torsions	Rings
32	LHG	l	102	-	-	21/51/51/53	-
31	CLA	C	504	8	1/1/15/20	11/37/115/115	-
31	CLA	5	604	-	1/1/12/20	9/19/97/115	-
43	LNL	W	503	-	-	3/17/17/17	-
31	CLA	S	614	22	1/1/15/20	13/37/115/115	-
33	LUT	S	618	-	-	1/29/67/67	0/2/2/2
49	HEM	F	101	11,10	-	4/12/54/54	-
31	CLA	Y	615	-	1/1/13/20	15/27/105/115	-
31	CLA	S	612	22	1/1/11/20	6/13/91/115	-
30	CHL	5	608	-	3/3/16/26	9/20/118/137	-
31	CLA	11	604	-	1/1/11/20	10/15/93/115	-
34	NEX	11	618	-	-	0/6/37/83	0/2/2/3
30	CHL	5	605	2	3/3/16/26	10/15/113/137	-
32	LHG	11	615	31	-	18/53/53/53	-
33	LUT	S	619	-	-	0/29/67/67	0/2/2/2
46	DGD	C	519	-	-	8/48/88/95	0/2/2/2
44	STE	b	622	-	-	9/17/17/17	-
31	CLA	R	601	21	1/1/11/20	8/18/96/115	-
33	LUT	n	618	-	-	0/29/67/67	0/2/2/2
33	LUT	3	619	-	-	0/29/67/67	0/2/2/2
30	CHL	15	605	-	3/3/16/26	8/15/113/137	-
34	NEX	5	616	-	-	2/25/56/83	0/2/2/3
31	CLA	N	611	32	1/1/14/20	10/31/109/115	-
30	CHL	11	601	1	3/3/20/26	15/39/137/137	-
31	CLA	b	616	7	1/1/14/20	14/31/109/115	-
35	XAT	6	620	-	-	0/31/93/93	0/4/4/4
41	LMG	K	102	-	-	12/46/66/70	0/1/1/1
32	LHG	r	621	-	-	20/48/48/53	-
41	LMG	D	410	-	-	6/39/59/70	0/1/1/1
39	BCR	b	618	-	-	0/29/63/63	0/2/2/2
31	CLA	13	613	5	1/1/12/20	8/19/97/115	-
34	NEX	12	616	-	-	2/19/50/83	0/2/2/3
30	CHL	11	608	-	3/3/17/26	11/21/119/137	-
31	CLA	r	609	21	1/1/15/20	17/37/115/115	-
31	CLA	g	610	1	1/1/15/20	9/37/115/115	-
33	LUT	R	615	-	-	0/29/67/67	0/2/2/2

Continued on next page...

Continued from previous page...

Mol	Type	Chain	Res	Link	Chirals	Torsions	Rings
30	CHL	g	606	-	3/3/16/26	4/20/118/137	-
41	LMG	d	415	-	-	12/43/63/70	0/1/1/1
30	CHL	16	601	5	3/3/18/26	14/27/125/137	-
31	CLA	R	608	21	1/1/15/20	7/37/115/115	-
36	3PH	B	624	-	-	6/39/39/49	-
39	BCR	b	619	-	-	2/29/63/63	0/2/2/2
31	CLA	S	611	32	1/1/15/20	15/37/115/115	-
39	BCR	h	102	-	-	2/29/63/63	0/2/2/2
31	CLA	r	614	-	1/1/13/20	13/25/103/115	-
33	LUT	15	615	-	-	1/29/67/67	0/2/2/2
31	CLA	Y	603	28	1/1/14/20	11/31/109/115	-
31	CLA	16	613	5	1/1/12/20	9/19/97/115	-
49	HEM	f	101	11,10	-	4/12/54/54	-
30	CHL	6	605	3	3/3/20/26	14/39/137/137	-
31	CLA	G	610	1	1/1/15/20	7/37/115/115	-
30	CHL	13	601	5	3/3/18/26	15/27/125/137	-
31	CLA	D	405	9	1/1/15/20	16/37/115/115	-
31	CLA	R	614	-	1/1/13/20	10/25/103/115	-
31	CLA	g	612	1	1/1/10/20	3/11/89/115	-
34	NEX	s	620	-	-	2/27/83/83	0/3/3/3
43	LNL	c	523	-	-	4/17/17/17	-
31	CLA	S	602	22	1/1/15/20	12/37/115/115	-
33	LUT	2	615	-	-	1/29/67/67	0/2/2/2
39	BCR	B	618	-	-	0/29/63/63	0/2/2/2
33	LUT	G	616	-	-	2/29/67/67	0/2/2/2
33	LUT	5	615	-	-	2/29/67/67	0/2/2/2
31	CLA	5	610	2	1/1/12/20	10/19/97/115	-
43	LNL	c	524	-	-	4/17/17/17	-
32	LHG	s	617	31	-	21/49/49/53	-
30	CHL	G	607	-	3/3/16/26	7/20/118/137	-
31	CLA	b	610	-	1/1/15/20	17/37/115/115	-
43	LNL	h	101	-	-	3/17/17/17	-
31	CLA	s	610	22	1/1/15/20	15/37/115/115	-
31	CLA	12	609	2	1/1/13/20	14/25/103/115	-
34	NEX	1	618	-	-	0/6/37/83	0/2/2/3

Continued on next page...

Continued from previous page...

Mol	Type	Chain	Res	Link	Chirals	Torsions	Rings
39	BCR	J	101	-	-	6/29/63/63	0/2/2/2
30	CHL	Y	608	-	3/3/15/26	4/13/111/137	-
43	LNL	A	412	-	-	0/17/17/17	-
32	LHG	r	618	31	-	17/42/42/53	-
30	CHL	G	605	1	3/3/16/26	9/18/116/137	-
33	LUT	N	618	-	-	0/29/67/67	0/2/2/2
41	LMG	s	616	-	-	10/37/57/70	0/1/1/1
30	CHL	n	609	2	3/3/20/26	16/39/137/137	-
30	CHL	5	607	-	3/3/18/26	8/27/125/137	-
30	CHL	11	607	-	3/3/16/26	10/15/113/137	-
31	CLA	c	512	8	1/1/15/20	16/37/115/115	-
31	CLA	14	611	32	1/1/14/20	13/31/109/115	-
41	LMG	d	411	-	-	4/36/36/70	-
33	LUT	14	616	-	-	0/29/67/67	0/2/2/2
35	XAT	R	616	-	-	0/31/93/93	0/4/4/4
31	CLA	4	612	1	1/1/11/20	7/15/93/115	-
30	CHL	s	607	-	3/3/15/26	7/12/110/137	-
31	CLA	r	610	32	1/1/14/20	9/31/109/115	-
31	CLA	g	611	32	1/1/15/20	13/37/115/115	-
31	CLA	r	612	21	1/1/12/20	7/19/97/115	-
41	LMG	A	409	-	-	6/50/70/70	0/1/1/1
31	CLA	R	603	21	1/1/15/20	18/37/115/115	-
33	LUT	11	616	-	-	1/29/67/67	0/2/2/2
33	LUT	12	614	-	-	5/29/67/67	0/2/2/2
36	3PH	8	201	-	-	6/49/49/49	-
34	NEX	g	618	-	-	2/27/83/83	0/3/3/3
33	LUT	1	617	-	-	0/29/67/67	0/2/2/2
33	LUT	r	615	-	-	0/29/67/67	0/2/2/2
34	NEX	n	619	-	-	2/27/83/83	0/3/3/3
31	CLA	R	611	21	1/1/11/20	7/18/96/115	-
31	CLA	N	602	2	1/1/15/20	16/37/115/115	-
39	BCR	c	515	-	-	2/29/63/63	0/2/2/2
32	LHG	A	411	-	-	20/53/53/53	-
41	LMG	d	410	-	-	8/39/59/70	0/1/1/1
34	NEX	Y	623	-	-	2/27/83/83	0/3/3/3

Continued on next page...

Continued from previous page...

Mol	Type	Chain	Res	Link	Chirals	Torsions	Rings
31	CLA	3	602	3	1/1/14/20	13/31/109/115	-
31	CLA	n	614	2	1/1/11/20	9/13/91/115	-
30	CHL	14	608	-	3/3/17/26	14/21/119/137	-
43	LNL	C	523	-	-	4/17/17/17	-
32	LHG	1	615	31	-	14/47/47/53	-
33	LUT	2	614	-	-	0/29/67/67	0/2/2/2
41	LMG	B	621	-	-	7/44/64/70	0/1/1/1
39	BCR	j	101	-	-	6/29/63/63	0/2/2/2
30	CHL	16	607	-	3/3/19/26	17/33/131/137	-
31	CLA	c	509	8	1/1/14/20	12/31/109/115	-
31	CLA	3	614	3	1/1/12/20	9/19/97/115	-
42	PL9	D	407	-	-	12/53/73/73	0/1/1/1
32	LHG	d	413	-	-	17/53/53/53	-
31	CLA	12	603	-	1/1/13/20	11/25/103/115	-
31	CLA	B	601	-	1/1/13/20	12/25/103/115	-
32	LHG	6	616	31	-	16/48/48/53	-
43	LNL	r	620	-	-	8/17/17/17	-
31	CLA	15	610	-	1/1/11/20	4/13/91/115	-
30	CHL	4	609	-	3/3/20/26	25/39/137/137	-
31	CLA	B	606	7	1/1/15/20	18/37/115/115	-
31	CLA	6	610	3	1/1/14/20	15/31/109/115	-
30	CHL	r	606	21	3/3/20/26	20/39/137/137	-
34	NEX	G	618	-	-	2/27/79/83	0/3/3/3
31	CLA	C	509	8	1/1/14/20	12/31/109/115	-
31	CLA	16	610	-	1/1/15/20	9/37/115/115	-
32	LHG	L	102	-	-	22/51/51/53	-
31	CLA	C	511	8	1/1/15/20	12/37/115/115	-
30	CHL	14	607	-	3/3/16/26	8/20/118/137	-
31	CLA	16	615	-	1/1/11/20	4/13/91/115	-
34	NEX	3	621	-	-	2/27/83/83	0/3/3/3
31	CLA	1	614	1	1/1/11/20	7/15/93/115	-
30	CHL	G	606	-	3/3/16/26	2/17/115/137	-
31	CLA	11	611	32	1/1/12/20	8/19/97/115	-
30	CHL	g	607	-	3/3/16/26	8/20/118/137	-

Continued on next page...

Continued from previous page...

Mol	Type	Chain	Res	Link	Chirals	Torsions	Rings
30	CHL	2	609	2	3/3/20/26	24/39/137/137	-
44	STE	B	623	-	-	6/17/17/17	-
31	CLA	s	609	22	1/1/13/20	10/25/103/115	-
43	LNL	X	201	-	-	5/17/17/17	-
30	CHL	3	605	3	3/3/20/26	16/39/137/137	-
41	LMG	b	621	-	-	7/41/61/70	0/1/1/1
31	CLA	r	613	21	1/1/15/20	12/37/115/115	-
43	LNL	y	619	-	-	5/17/17/17	-
36	3PH	B	620	-	-	10/49/49/49	-
40	SQD	l	101	-	-	9/45/65/69	0/1/1/1
41	LMG	c	522	-	-	4/50/70/70	0/1/1/1
30	CHL	Y	609	28	3/3/20/26	18/39/137/137	-
30	CHL	N	601	2	3/3/17/26	11/24/122/137	-
30	CHL	N	606	-	3/3/19/26	14/33/131/137	-
31	CLA	B	602	7	1/1/15/20	10/37/115/115	-
42	PL9	d	407	-	-	12/53/73/73	0/1/1/1
30	CHL	5	609	2	3/3/20/26	14/39/137/137	-
32	LHG	a	414	-	-	21/47/47/53	-
31	CLA	4	603	1	1/1/13/20	5/25/103/115	-
39	BCR	b	617	-	-	2/29/63/63	0/2/2/2
31	CLA	s	614	22	1/1/15/20	17/37/115/115	-
43	LNL	H	101	-	-	3/17/17/17	-
32	LHG	c	521	-	-	19/46/46/53	-
30	CHL	4	601	1	3/3/19/26	15/33/131/137	-
31	CLA	G	614	1	1/1/11/20	5/18/96/115	-
31	CLA	R	610	32	1/1/14/20	18/31/109/115	-
41	LMG	C	522	-	-	4/50/70/70	0/1/1/1
31	CLA	2	610	2	1/1/12/20	6/19/97/115	-
40	SQD	A	408	-	-	7/46/66/69	0/1/1/1
31	CLA	12	604	-	1/1/13/20	7/25/103/115	-
31	CLA	b	608	7	1/1/15/20	16/37/115/115	-
32	LHG	C	521	-	-	18/46/46/53	-
32	LHG	D	408	-	-	16/53/53/53	-
33	LUT	15	614	-	-	5/29/67/67	0/2/2/2

Continued on next page...

Continued from previous page...

Mol	Type	Chain	Res	Link	Chirals	Torsions	Rings
31	CLA	S	610	22	1/1/15/20	15/37/115/115	-
30	CHL	S	606	22	3/3/20/26	19/39/137/137	-
30	CHL	1	606	-	3/3/16/26	8/17/115/137	-
31	CLA	12	602	2	1/1/14/20	14/31/109/115	-
31	CLA	c	507	8	1/1/15/20	20/37/115/115	-
31	CLA	Y	612	28	1/1/15/20	14/37/115/115	-
41	LMG	j	102	-	-	10/46/66/70	0/1/1/1
31	CLA	R	602	21	1/1/15/20	13/37/115/115	-
30	CHL	2	607	-	3/3/18/26	8/27/125/137	-
31	CLA	2	602	2	1/1/13/20	14/25/103/115	-
40	SQD	D	411	-	-	11/49/69/69	0/1/1/1
31	CLA	15	609	2	1/1/13/20	11/25/103/115	-
31	CLA	14	614	1	1/1/11/20	9/18/96/115	-
31	CLA	C	507	8	1/1/15/20	19/37/115/115	-
32	LHG	d	408	-	-	19/53/53/53	-
31	CLA	b	602	7	1/1/15/20	10/37/115/115	-
31	CLA	b	606	7	1/1/15/20	16/37/115/115	-
30	CHL	g	608	-	3/3/17/26	8/23/121/137	-
33	LUT	11	617	-	-	0/29/67/67	0/2/2/2
31	CLA	N	613	2	1/1/13/20	15/25/103/115	-
31	CLA	n	603	2	1/1/14/20	14/31/109/115	-
30	CHL	3	606	-	3/3/18/26	8/27/125/137	-
31	CLA	G	611	32	1/1/15/20	11/37/115/115	-
30	CHL	13	609	-	3/3/19/26	16/33/131/137	-
31	CLA	n	602	2	1/1/15/20	20/37/115/115	-
31	CLA	3	610	3	1/1/14/20	18/31/109/115	-
46	DGD	C	517	-	-	17/55/95/95	0/2/2/2
31	CLA	16	611	32	1/1/15/20	13/37/115/115	-
39	BCR	d	406	-	-	3/29/63/63	0/2/2/2
31	CLA	b	603	7	1/1/15/20	12/37/115/115	-
31	CLA	c	502	8	1/1/15/20	16/37/115/115	-
30	CHL	12	605	-	3/3/16/26	8/15/113/137	-
31	CLA	A	403	-	1/1/15/20	17/37/115/115	-
30	CHL	5	606	-	3/3/16/26	9/15/113/137	-

Continued on next page...

Continued from previous page...

Mol	Type	Chain	Res	Link	Chirals	Torsions	Rings
30	CHL	14	601	1	3/3/20/26	20/39/137/137	-
46	DGD	W	501	-	-	9/41/61/95	0/1/1/2
42	PL9	A	410	-	-	9/53/73/73	0/1/1/1
43	LNL	w	503	-	-	4/17/17/17	-
33	LUT	y	623	-	-	1/29/67/67	0/2/2/2
31	CLA	C	510	8	1/1/15/20	11/37/115/115	-
32	LHG	a	413	-	-	13/48/48/53	-
31	CLA	4	610	1	1/1/15/20	16/37/115/115	-
33	LUT	1	616	-	-	0/29/67/67	0/2/2/2
32	LHG	a	401	-	-	12/53/53/53	-
30	CHL	3	607	-	3/3/20/26	20/39/137/137	-
31	CLA	c	506	8	1/1/15/20	11/37/115/115	-
30	CHL	6	607	-	3/3/20/26	20/39/137/137	-
31	CLA	b	605	7	1/1/15/20	13/37/115/115	-
31	CLA	c	504	8	1/1/15/20	11/37/115/115	-
34	NEX	6	621	-	-	2/27/83/83	0/3/3/3
31	CLA	1	604	-	1/1/12/20	5/19/97/115	-
31	CLA	11	614	-	1/1/11/20	9/18/96/115	-
30	CHL	y	608	-	3/3/15/26	5/13/111/137	-
33	LUT	6	618	-	-	0/29/67/67	0/2/2/2
31	CLA	11	612	1	1/1/10/20	5/11/89/115	-
31	CLA	N	615	2	1/1/11/20	5/16/94/115	-
31	CLA	G	604	-	1/1/12/20	7/19/97/115	-
31	CLA	C	506	8	1/1/15/20	11/37/115/115	-
31	CLA	Y	602	28	1/1/15/20	14/37/115/115	-
31	CLA	13	604	-	1/1/13/20	10/25/103/115	-
32	LHG	Y	618	-	-	30/51/51/53	-
32	LHG	A	415	-	-	13/53/53/53	-
33	LUT	12	615	-	-	1/29/67/67	0/2/2/2
33	LUT	Y	621	-	-	2/29/67/67	0/2/2/2
43	LNL	I	101	-	-	4/17/17/17	-
46	DGD	c	518	-	-	5/47/87/95	0/2/2/2
33	LUT	4	616	-	-	0/29/67/67	0/2/2/2
31	CLA	1	612	1	1/1/11/20	7/15/93/115	-
31	CLA	Y	614	28	1/1/11/20	5/18/96/115	-

Continued on next page...

Continued from previous page...

Mol	Type	Chain	Res	Link	Chirals	Torsions	Rings
31	CLA	y	603	28	1/1/14/20	13/31/109/115	-
31	CLA	d	404	9	1/1/15/20	16/37/115/115	-
31	CLA	6	603	3	1/1/13/20	9/25/103/115	-
32	LHG	14	615	31	-	25/53/53/53	-
31	CLA	B	610	-	1/1/15/20	17/37/115/115	-
33	LUT	16	617	-	-	1/29/67/67	0/2/2/2
32	LHG	g	615	31	-	23/53/53/53	-
31	CLA	4	611	32	1/1/12/20	6/19/97/115	-
32	LHG	3	616	31	-	12/48/48/53	-
50	PAM	N	621	-	-	3/15/15/15	-
31	CLA	16	614	5	1/1/11/20	8/13/91/115	-
31	CLA	G	613	1	1/1/15/20	16/37/115/115	-
31	CLA	16	612	5	1/1/11/20	3/13/91/115	-
31	CLA	14	613	1	1/1/13/20	13/25/103/115	-
30	CHL	s	601	22	3/3/16/26	7/15/113/137	-
46	DGD	w	502	-	-	8/35/55/95	0/1/1/2
31	CLA	g	613	1	1/1/15/20	12/37/115/115	-
31	CLA	S	609	22	1/1/13/20	6/25/103/115	-
39	BCR	c	526	-	-	2/29/63/63	0/2/2/2
32	LHG	R	621	-	-	16/48/48/53	-
30	CHL	11	606	-	3/3/16/26	6/17/115/137	-
31	CLA	12	610	-	1/1/11/20	5/13/91/115	-
30	CHL	1	605	1	3/3/16/26	7/15/113/137	-
31	CLA	15	604	-	1/1/13/20	5/25/103/115	-
33	LUT	14	617	-	-	0/29/67/67	0/2/2/2
31	CLA	R	613	21	1/1/14/20	12/31/109/115	-
31	CLA	n	610	2	1/1/14/20	11/31/109/115	-
34	NEX	r	617	-	-	3/27/83/83	0/3/3/3
30	CHL	n	606	-	3/3/19/26	15/33/131/137	-
39	BCR	C	526	-	-	1/29/63/63	0/2/2/2
31	CLA	1	611	32	1/1/12/20	8/19/97/115	-
31	CLA	s	613	22	1/1/11/20	6/18/96/115	-
31	CLA	C	513	8	1/1/13/20	6/25/103/115	-
40	SQD	L	101	-	-	13/45/65/69	0/1/1/1
31	CLA	13	602	5	1/1/15/20	19/37/115/115	-

Continued on next page...

Continued from previous page...

Mol	Type	Chain	Res	Link	Chirals	Torsions	Rings
31	CLA	15	613	-	1/1/11/20	5/13/91/115	-
30	CHL	12	607	-	3/3/16/26	11/20/118/137	-
31	CLA	14	604	-	1/1/13/20	14/25/103/115	-
33	LUT	6	619	-	-	0/29/67/67	0/2/2/2
36	3PH	T	101	-	-	10/49/49/49	-
31	CLA	s	603	22	1/1/10/20	5/10/88/115	-
31	CLA	g	604	-	1/1/12/20	8/19/97/115	-
30	CHL	16	606	-	3/3/19/26	15/33/131/137	-
31	CLA	y	613	28	1/1/15/20	13/37/115/115	-
31	CLA	s	605	22	1/1/12/20	7/19/97/115	-
31	CLA	c	503	8	1/1/15/20	11/37/115/115	-
31	CLA	s	611	32	1/1/15/20	17/37/115/115	-
30	CHL	16	608	-	3/3/16/26	7/20/118/137	-
41	LMG	B	622	-	-	6/43/63/70	0/1/1/1
39	BCR	C	515	-	-	2/29/63/63	0/2/2/2
33	LUT	13	618	-	-	0/29/67/67	0/2/2/2
30	CHL	Y	605	28	3/3/18/26	13/27/125/137	-
30	CHL	1	609	-	3/3/18/26	15/27/125/137	-
30	CHL	Y	607	-	3/3/20/26	16/39/137/137	-
31	CLA	2	613	2	1/1/11/20	7/16/94/115	-
31	CLA	y	614	28	1/1/11/20	6/18/96/115	-
31	CLA	5	613	2	1/1/12/20	8/19/97/115	-
31	CLA	11	613	1	1/1/13/20	13/25/103/115	-
32	LHG	y	616	31	-	18/53/53/53	-
36	3PH	7	201	-	-	5/49/49/49	-
31	CLA	6	614	3	1/1/12/20	11/19/97/115	-
30	CHL	14	606	-	3/3/16/26	5/17/115/137	-
31	CLA	B	605	7	1/1/15/20	13/37/115/115	-
31	CLA	C	514	8	1/1/15/20	16/37/115/115	-
31	CLA	G	602	1	1/1/15/20	15/37/115/115	-
32	LHG	S	617	31	-	24/49/49/53	-
31	CLA	S	605	22	1/1/12/20	9/19/97/115	-
31	CLA	B	611	7	1/1/15/20	13/37/115/115	-
31	CLA	b	615	7	1/1/15/20	12/37/115/115	-

Continued on next page...

Continued from previous page...

Mol	Type	Chain	Res	Link	Chirals	Torsions	Rings
30	CHL	s	608	-	3/3/16/26	7/19/117/137	-
31	CLA	5	603	2	1/1/13/20	9/25/103/115	-
31	CLA	11	603	-	1/1/13/20	9/25/103/115	-
31	CLA	s	615	22	1/1/11/20	8/16/94/115	-
43	LNL	R	620	-	-	6/17/17/17	-
31	CLA	6	613	3	1/1/13/20	11/25/103/115	-
32	LHG	Y	617	-	-	25/51/51/53	-
41	LMG	v	101	-	-	11/46/66/70	0/1/1/1
31	CLA	Y	610	28	1/1/15/20	7/37/115/115	-
31	CLA	y	604	-	1/1/13/20	8/25/103/115	-
30	CHL	R	606	21	3/3/20/26	19/39/137/137	-
31	CLA	N	614	2	1/1/11/20	5/13/91/115	-
30	CHL	15	608	2	3/3/19/26	12/33/131/137	-
31	CLA	5	602	2	1/1/13/20	14/25/103/115	-
40	SQD	d	414	-	-	7/41/61/69	0/1/1/1
31	CLA	y	615	-	1/1/13/20	16/27/105/115	-
30	CHL	2	601	2	2/2/16/26	4/17/115/137	-
35	XAT	G	619	-	-	0/31/93/93	0/4/4/4
30	CHL	g	609	1	3/3/20/26	14/39/137/137	-
30	CHL	13	605	5	3/3/18/26	10/27/125/137	-
31	CLA	n	615	2	1/1/11/20	5/16/94/115	-
34	NEX	15	616	-	-	2/19/50/83	0/2/2/3
30	CHL	S	608	-	3/3/16/26	10/19/117/137	-
32	LHG	Y	616	31	-	14/53/53/53	-
41	LMG	S	616	-	-	4/37/57/70	0/1/1/1
31	CLA	6	604	-	1/1/15/20	21/37/115/115	-
31	CLA	y	612	28	1/1/15/20	16/37/115/115	-
31	CLA	6	615	3	1/1/12/20	11/19/97/115	-
31	CLA	y	611	32	1/1/15/20	10/37/115/115	-
31	CLA	16	604	-	1/1/13/20	6/25/103/115	-
32	LHG	a	411	-	-	15/53/53/53	-
43	LNL	i	101	-	-	4/17/17/17	-
31	CLA	6	611	32	1/1/15/20	13/37/115/115	-
31	CLA	13	603	-	1/1/14/20	13/31/109/115	-

Continued on next page...

Continued from previous page...

Mol	Type	Chain	Res	Link	Chirals	Torsions	Rings
31	CLA	B	609	7	1/1/15/20	20/37/115/115	-
32	LHG	n	616	31	-	29/53/53/53	-
35	XAT	14	619	-	-	0/31/93/93	0/4/4/4
31	CLA	3	612	3	1/1/15/20	17/37/115/115	-
30	CHL	2	606	-	3/3/16/26	8/15/113/137	-
31	CLA	6	612	3	1/1/13/20	12/25/103/115	-
35	XAT	g	619	-	-	0/31/93/93	0/4/4/4
34	NEX	4	618	-	-	0/6/37/83	0/2/2/3
38	PHO	a	405	-	-	7/37/103/103	0/5/6/6
30	CHL	15	607	-	3/3/16/26	10/20/118/137	-
33	LUT	g	617	-	-	0/29/67/67	0/2/2/2
31	CLA	2	603	2	1/1/13/20	10/25/103/115	-
38	PHO	A	405	-	-	8/37/103/103	0/5/6/6
30	CHL	2	608	-	3/3/16/26	7/20/118/137	-
31	CLA	14	603	-	1/1/13/20	11/25/103/115	-
30	CHL	G	609	1	3/3/20/26	12/39/137/137	-
41	LMG	w	501	-	-	6/50/70/70	0/1/1/1
31	CLA	s	604	-	1/1/15/20	16/37/115/115	-
30	CHL	y	607	-	3/3/20/26	15/39/137/137	-
43	LNL	y	620	-	-	5/17/17/17	-
30	CHL	13	608	-	3/3/16/26	7/20/118/137	-
31	CLA	R	604	-	1/1/11/20	4/17/95/115	-
32	LHG	16	616	31	-	26/44/44/53	-
43	LNL	Y	619	-	-	3/17/17/17	-
31	CLA	D	404	9	1/1/15/20	14/37/115/115	-
31	CLA	4	613	1	1/1/13/20	8/25/103/115	-
30	CHL	N	607	-	3/3/20/26	15/39/137/137	-
31	CLA	A	402	6	1/1/15/20	12/37/115/115	-
30	CHL	4	608	-	3/3/16/26	12/20/118/137	-
31	CLA	B	607	-	1/1/15/20	10/37/115/115	-
32	LHG	R	618	31	-	14/42/42/53	-
30	CHL	16	605	5	3/3/18/26	9/27/125/137	-
31	CLA	R	612	21	1/1/12/20	8/19/97/115	-
32	LHG	A	414	-	-	22/47/47/53	-
33	LUT	N	617	-	-	0/29/67/67	0/2/2/2

Continued on next page...

Continued from previous page...

Mol	Type	Chain	Res	Link	Chirals	Torsions	Rings
30	CHL	S	607	-	3/3/15/26	4/12/110/137	-
31	CLA	Y	611	32	1/1/15/20	10/37/115/115	-
31	CLA	15	611	-	1/1/11/20	6/13/91/115	-
39	BCR	a	408	-	-	1/29/63/63	0/2/2/2
31	CLA	a	407	6	1/1/13/20	8/25/103/115	-
35	XAT	11	619	-	-	0/31/93/93	0/4/4/4
31	CLA	N	612	2	1/1/11/20	8/13/91/115	-
31	CLA	S	613	22	1/1/11/20	6/18/96/115	-
32	LHG	d	409	-	-	16/43/43/53	-
31	CLA	y	602	28	1/1/14/20	12/31/109/115	-
30	CHL	11	605	-	2/2/16/26	9/18/116/137	-
30	CHL	G	601	1	3/3/20/26	14/39/137/137	-
31	CLA	B	614	7	1/1/15/20	18/37/115/115	-
30	CHL	14	605	1	3/3/16/26	11/18/116/137	-
30	CHL	n	601	2	3/3/17/26	11/23/121/137	-

All (3421) bond length outliers are listed below:

Mol	Chain	Res	Type	Atoms	Z	Observed(Å)	Ideal(Å)
31	4	610	CLA	MG-NA	5.50	2.19	2.06
30	13	601	CHL	CMC-C2C	5.50	1.56	1.45
30	4	608	CHL	CMC-C2C	5.48	1.56	1.45
30	16	601	CHL	CMC-C2C	5.48	1.56	1.45
30	3	609	CHL	CMC-C2C	5.48	1.56	1.45
30	14	609	CHL	CMC-C2C	5.47	1.56	1.45
30	11	609	CHL	CMC-C2C	5.47	1.56	1.45
30	14	606	CHL	CMC-C2C	5.47	1.56	1.45
30	15	605	CHL	CMC-C2C	5.46	1.56	1.45
30	6	609	CHL	CMC-C2C	5.45	1.56	1.45
30	1	605	CHL	CMC-C2C	5.45	1.56	1.45
30	1	608	CHL	CMC-C2C	5.45	1.56	1.45
30	12	605	CHL	CMC-C2C	5.44	1.56	1.45
30	15	608	CHL	CMC-C2C	5.44	1.56	1.45
30	5	609	CHL	CMC-C2C	5.44	1.56	1.45
30	15	606	CHL	CMC-C2C	5.44	1.56	1.45
30	11	605	CHL	CMC-C2C	5.44	1.56	1.45
30	4	605	CHL	CMC-C2C	5.43	1.56	1.45
30	2	609	CHL	CMC-C2C	5.42	1.56	1.45
30	12	606	CHL	CMC-C2C	5.42	1.56	1.45

Continued on next page...

Continued from previous page...

Mol	Chain	Res	Type	Atoms	Z	Observed(Å)	Ideal(Å)
30	1	606	CHL	CMC-C2C	5.42	1.56	1.45
30	4	606	CHL	CMC-C2C	5.42	1.56	1.45
30	G	608	CHL	CMC-C2C	5.42	1.56	1.45
31	S	612	CLA	MG-NA	5.42	2.19	2.06
30	g	606	CHL	CMC-C2C	5.42	1.56	1.45
30	G	606	CHL	CMC-C2C	5.42	1.56	1.45
30	12	607	CHL	CMC-C2C	5.42	1.56	1.45
30	14	607	CHL	CMC-C2C	5.42	1.56	1.45
30	G	609	CHL	CMC-C2C	5.42	1.56	1.45
30	S	606	CHL	CMC-C2C	5.42	1.56	1.45
30	11	608	CHL	CMC-C2C	5.41	1.56	1.45
30	g	609	CHL	CMC-C2C	5.41	1.56	1.45
30	s	606	CHL	CMC-C2C	5.40	1.56	1.45
30	1	601	CHL	CMC-C2C	5.40	1.56	1.45
30	1	607	CHL	CMC-C2C	5.40	1.56	1.45
30	16	609	CHL	CMC-C2C	5.40	1.56	1.45
30	14	605	CHL	CMC-C2C	5.40	1.56	1.45
30	15	607	CHL	CMC-C2C	5.40	1.56	1.45
30	5	608	CHL	CMC-C2C	5.39	1.56	1.45
30	6	601	CHL	CMC-C2C	5.39	1.56	1.45
30	g	607	CHL	CMC-C2C	5.39	1.56	1.45
30	5	601	CHL	CMC-C2C	5.39	1.56	1.45
30	4	601	CHL	CMC-C2C	5.38	1.56	1.45
30	13	609	CHL	CMC-C2C	5.38	1.56	1.45
30	g	608	CHL	CMC-C2C	5.38	1.56	1.45
30	G	605	CHL	CMC-C2C	5.37	1.56	1.45
30	2	605	CHL	CMC-C2C	5.37	1.56	1.45
30	4	607	CHL	CMC-C2C	5.37	1.56	1.45
30	11	606	CHL	CMC-C2C	5.37	1.56	1.45
30	y	601	CHL	CMC-C2C	5.37	1.56	1.45
30	6	606	CHL	CMC-C2C	5.37	1.56	1.45
30	2	606	CHL	CMC-C2C	5.37	1.56	1.45
30	n	609	CHL	CMC-C2C	5.37	1.56	1.45
30	5	605	CHL	CMC-C2C	5.37	1.56	1.45
30	n	605	CHL	CMC-C2C	5.37	1.56	1.45
30	14	608	CHL	CMC-C2C	5.37	1.56	1.45
30	2	601	CHL	CMC-C2C	5.37	1.56	1.45
30	2	608	CHL	CMC-C2C	5.36	1.56	1.45
30	g	605	CHL	CMC-C2C	5.36	1.56	1.45
30	12	608	CHL	CMC-C2C	5.36	1.56	1.45
30	G	601	CHL	CMC-C2C	5.36	1.56	1.45
30	11	601	CHL	CMC-C2C	5.36	1.56	1.45

Continued on next page...

Continued from previous page...

Mol	Chain	Res	Type	Atoms	Z	Observed(Å)	Ideal(Å)
30	14	601	CHL	CMC-C2C	5.36	1.56	1.45
30	Y	601	CHL	CMC-C2C	5.36	1.56	1.45
30	4	609	CHL	CMC-C2C	5.35	1.56	1.45
30	11	607	CHL	CMC-C2C	5.35	1.56	1.45
30	3	601	CHL	CMC-C2C	5.35	1.56	1.45
30	N	609	CHL	CMC-C2C	5.35	1.56	1.45
30	13	606	CHL	CMC-C2C	5.35	1.56	1.45
30	N	605	CHL	CMC-C2C	5.35	1.56	1.45
30	1	609	CHL	CMC-C2C	5.35	1.56	1.45
31	4	612	CLA	MG-NA	5.34	2.19	2.06
30	S	607	CHL	CMC-C2C	5.34	1.56	1.45
30	N	601	CHL	CMC-C2C	5.34	1.56	1.45
30	12	601	CHL	CMC-C2C	5.34	1.56	1.45
30	S	601	CHL	CMC-C2C	5.34	1.56	1.45
30	3	606	CHL	CMC-C2C	5.34	1.56	1.45
30	y	609	CHL	CMC-C2C	5.34	1.56	1.45
30	6	605	CHL	CMC-C2C	5.33	1.56	1.45
30	n	601	CHL	CMC-C2C	5.33	1.56	1.45
30	15	601	CHL	CMC-C2C	5.32	1.56	1.45
30	N	606	CHL	CMC-C2C	5.32	1.56	1.45
30	s	607	CHL	CMC-C2C	5.32	1.56	1.45
30	5	606	CHL	CMC-C2C	5.32	1.56	1.45
30	G	607	CHL	CMC-C2C	5.32	1.56	1.45
30	g	601	CHL	CMC-C2C	5.32	1.56	1.45
30	s	601	CHL	CMC-C2C	5.31	1.56	1.45
30	Y	609	CHL	CMC-C2C	5.30	1.56	1.45
30	n	606	CHL	CMC-C2C	5.30	1.56	1.45
30	r	607	CHL	CMC-C2C	5.30	1.56	1.45
30	n	607	CHL	CMC-C2C	5.30	1.56	1.45
30	16	605	CHL	CMC-C2C	5.29	1.56	1.45
30	3	605	CHL	CMC-C2C	5.29	1.56	1.45
30	16	606	CHL	CMC-C2C	5.29	1.56	1.45
30	S	608	CHL	CMC-C2C	5.29	1.56	1.45
30	6	608	CHL	CMC-C2C	5.29	1.56	1.45
30	16	608	CHL	CMC-C2C	5.29	1.56	1.45
30	5	607	CHL	CMC-C2C	5.29	1.56	1.45
30	16	607	CHL	CMC-C2C	5.29	1.56	1.45
30	N	608	CHL	CMC-C2C	5.29	1.56	1.45
30	13	608	CHL	CMC-C2C	5.29	1.56	1.45
30	13	605	CHL	CMC-C2C	5.29	1.56	1.45
30	N	607	CHL	CMC-C2C	5.29	1.56	1.45
30	6	607	CHL	CMC-C2C	5.28	1.56	1.45

Continued on next page...

Continued from previous page...

Mol	Chain	Res	Type	Atoms	Z	Observed(Å)	Ideal(Å)
30	y	607	CHL	CMC-C2C	5.28	1.56	1.45
30	2	607	CHL	CMC-C2C	5.28	1.56	1.45
30	3	608	CHL	CMC-C2C	5.27	1.56	1.45
30	y	605	CHL	CMC-C2C	5.27	1.56	1.45
30	y	608	CHL	CMC-C2C	5.26	1.56	1.45
30	3	607	CHL	CMC-C2C	5.26	1.56	1.45
30	s	608	CHL	CMC-C2C	5.26	1.56	1.45
30	13	607	CHL	CMC-C2C	5.26	1.56	1.45
30	R	607	CHL	CMC-C2C	5.26	1.56	1.45
30	Y	607	CHL	CMC-C2C	5.26	1.56	1.45
30	Y	606	CHL	CMC-C2C	5.25	1.56	1.45
30	n	608	CHL	CMC-C2C	5.23	1.56	1.45
30	y	606	CHL	CMC-C2C	5.23	1.56	1.45
30	Y	608	CHL	CMC-C2C	5.22	1.56	1.45
30	r	605	CHL	CMC-C2C	5.22	1.56	1.45
30	Y	605	CHL	CMC-C2C	5.20	1.56	1.45
31	16	612	CLA	MG-NA	5.18	2.18	2.06
31	14	612	CLA	MG-NA	5.18	2.18	2.06
31	Y	612	CLA	MG-NA	5.17	2.18	2.06
30	R	606	CHL	CMC-C2C	5.17	1.56	1.45
30	R	605	CHL	CMC-C2C	5.16	1.56	1.45
31	11	612	CLA	MG-NA	5.16	2.18	2.06
31	13	612	CLA	MG-NA	5.16	2.18	2.06
30	r	606	CHL	CMC-C2C	5.15	1.56	1.45
31	N	611	CLA	MG-NA	5.15	2.18	2.06
31	15	611	CLA	MG-NA	5.15	2.18	2.06
31	y	612	CLA	MG-NA	5.14	2.18	2.06
31	12	611	CLA	MG-NA	5.13	2.18	2.06
31	g	612	CLA	MG-NA	5.13	2.18	2.06
31	s	612	CLA	MG-NA	5.12	2.18	2.06
31	G	612	CLA	MG-NA	5.11	2.18	2.06
31	n	611	CLA	MG-NA	5.10	2.18	2.06
31	1	612	CLA	MG-NA	5.10	2.18	2.06
31	6	612	CLA	MG-NA	5.10	2.18	2.06
31	b	615	CLA	MG-NA	5.07	2.18	2.06
31	s	603	CLA	MG-NA	5.06	2.18	2.06
31	2	612	CLA	MG-NA	5.06	2.18	2.06
31	N	612	CLA	MG-NA	5.06	2.18	2.06
31	B	615	CLA	MG-NA	5.05	2.18	2.06
31	3	612	CLA	MG-NA	5.05	2.18	2.06
31	1	610	CLA	MG-NA	5.05	2.18	2.06
31	n	612	CLA	MG-NA	5.05	2.18	2.06

Continued on next page...

Continued from previous page...

Mol	Chain	Res	Type	Atoms	Z	Observed(Å)	Ideal(Å)
31	c	513	CLA	MG-NA	5.03	2.18	2.06
31	5	612	CLA	MG-NA	5.03	2.18	2.06
31	13	615	CLA	MG-NA	5.03	2.18	2.06
31	C	513	CLA	MG-NA	5.03	2.18	2.06
31	1	611	CLA	MG-NA	5.03	2.18	2.06
31	16	602	CLA	MG-NA	5.02	2.18	2.06
31	r	613	CLA	MG-NA	5.02	2.18	2.06
31	G	603	CLA	MG-NA	5.01	2.18	2.06
31	G	604	CLA	MG-NA	5.01	2.18	2.06
31	g	603	CLA	MG-NA	5.01	2.18	2.06
31	14	611	CLA	MG-NA	5.01	2.18	2.06
31	y	614	CLA	MG-NA	5.00	2.18	2.06
31	S	603	CLA	MG-NA	5.00	2.18	2.06
31	S	611	CLA	MG-NA	5.00	2.18	2.06
31	13	602	CLA	MG-NA	5.00	2.18	2.06
31	B	604	CLA	MG-NA	5.00	2.18	2.06
31	2	604	CLA	MG-NA	4.99	2.18	2.06
31	g	611	CLA	MG-NA	4.99	2.18	2.06
31	S	602	CLA	MG-NA	4.99	2.18	2.06
31	N	613	CLA	MG-NA	4.99	2.18	2.06
31	Y	614	CLA	MG-NA	4.99	2.18	2.06
31	G	614	CLA	MG-NA	4.99	2.18	2.06
31	n	614	CLA	MG-NA	4.99	2.18	2.06
31	R	612	CLA	MG-NA	4.99	2.18	2.06
31	6	610	CLA	MG-NA	4.99	2.18	2.06
31	C	509	CLA	MG-NA	4.99	2.18	2.06
31	R	613	CLA	MG-NA	4.99	2.18	2.06
31	y	604	CLA	MG-NA	4.98	2.18	2.06
31	1	614	CLA	MG-NA	4.98	2.18	2.06
31	c	509	CLA	MG-NA	4.98	2.18	2.06
31	s	602	CLA	MG-NA	4.98	2.18	2.06
31	14	614	CLA	MG-NA	4.98	2.18	2.06
31	4	611	CLA	MG-NA	4.98	2.18	2.06
31	5	603	CLA	MG-NA	4.98	2.18	2.06
31	b	604	CLA	MG-NA	4.98	2.18	2.06
31	11	611	CLA	MG-NA	4.98	2.18	2.06
31	5	604	CLA	MG-NA	4.98	2.18	2.06
31	16	613	CLA	MG-NA	4.98	2.18	2.06
31	B	603	CLA	MG-NA	4.98	2.18	2.06
31	14	604	CLA	MG-NA	4.97	2.18	2.06
31	Y	611	CLA	MG-NA	4.97	2.18	2.06
31	6	614	CLA	MG-NA	4.97	2.18	2.06

Continued on next page...

Continued from previous page...

Mol	Chain	Res	Type	Atoms	Z	Observed(Å)	Ideal(Å)
31	S	613	CLA	MG-NA	4.97	2.18	2.06
31	4	614	CLA	MG-NA	4.97	2.18	2.06
31	2	602	CLA	MG-NA	4.97	2.18	2.06
31	G	611	CLA	MG-NA	4.97	2.18	2.06
31	11	604	CLA	MG-NA	4.97	2.18	2.06
31	11	614	CLA	MG-NA	4.97	2.18	2.06
31	15	610	CLA	MG-NA	4.97	2.18	2.06
31	S	615	CLA	MG-NA	4.97	2.18	2.06
31	s	611	CLA	MG-NA	4.97	2.18	2.06
31	s	613	CLA	MG-NA	4.97	2.18	2.06
31	B	605	CLA	MG-NA	4.97	2.18	2.06
31	s	615	CLA	MG-NA	4.97	2.18	2.06
31	16	611	CLA	MG-NA	4.96	2.18	2.06
31	5	611	CLA	MG-NA	4.96	2.18	2.06
31	11	602	CLA	MG-NA	4.96	2.18	2.06
31	b	605	CLA	MG-NA	4.96	2.18	2.06
31	12	610	CLA	MG-NA	4.96	2.18	2.06
31	B	609	CLA	MG-NA	4.96	2.18	2.06
31	g	614	CLA	MG-NA	4.96	2.18	2.06
31	15	609	CLA	MG-NA	4.96	2.18	2.06
31	3	603	CLA	MG-NA	4.96	2.18	2.06
31	12	603	CLA	MG-NA	4.96	2.18	2.06
31	C	506	CLA	MG-NA	4.96	2.18	2.06
31	g	604	CLA	MG-NA	4.96	2.18	2.06
31	B	611	CLA	MG-NA	4.96	2.18	2.06
31	6	603	CLA	MG-NA	4.96	2.18	2.06
31	14	602	CLA	MG-NA	4.96	2.18	2.06
31	13	611	CLA	MG-NA	4.95	2.18	2.06
31	4	603	CLA	MG-NA	4.95	2.18	2.06
31	Y	604	CLA	MG-NA	4.95	2.18	2.06
31	1	603	CLA	MG-NA	4.95	2.18	2.06
31	N	604	CLA	MG-NA	4.95	2.18	2.06
31	n	602	CLA	MG-NA	4.95	2.18	2.06
31	S	609	CLA	MG-NA	4.95	2.18	2.06
31	n	613	CLA	MG-NA	4.95	2.18	2.06
31	5	602	CLA	MG-NA	4.95	2.18	2.06
31	g	613	CLA	MG-NA	4.95	2.18	2.06
31	c	504	CLA	MG-NA	4.95	2.18	2.06
31	r	610	CLA	MG-NA	4.95	2.18	2.06
31	c	508	CLA	MG-NA	4.95	2.18	2.06
31	13	613	CLA	MG-NA	4.95	2.18	2.06
31	15	613	CLA	MG-NA	4.95	2.18	2.06

Continued on next page...

Continued from previous page...

Mol	Chain	Res	Type	Atoms	Z	Observed(Å)	Ideal(Å)
31	R	603	CLA	MG-NA	4.95	2.18	2.06
31	r	611	CLA	MG-NA	4.95	2.18	2.06
31	3	613	CLA	MG-NA	4.94	2.18	2.06
31	16	603	CLA	MG-NA	4.94	2.18	2.06
31	C	507	CLA	MG-NA	4.94	2.18	2.06
31	b	609	CLA	MG-NA	4.94	2.18	2.06
31	12	609	CLA	MG-NA	4.94	2.18	2.06
31	b	611	CLA	MG-NA	4.94	2.18	2.06
31	12	613	CLA	MG-NA	4.94	2.18	2.06
31	G	613	CLA	MG-NA	4.94	2.18	2.06
31	14	603	CLA	MG-NA	4.94	2.18	2.06
31	1	613	CLA	MG-NA	4.94	2.18	2.06
31	R	602	CLA	MG-NA	4.93	2.18	2.06
31	C	504	CLA	MG-NA	4.93	2.18	2.06
31	n	604	CLA	MG-NA	4.93	2.18	2.06
31	2	603	CLA	MG-NA	4.93	2.18	2.06
31	11	603	CLA	MG-NA	4.93	2.18	2.06
31	s	609	CLA	MG-NA	4.93	2.18	2.06
31	y	611	CLA	MG-NA	4.93	2.18	2.06
31	3	614	CLA	MG-NA	4.93	2.18	2.06
31	6	613	CLA	MG-NA	4.93	2.18	2.06
31	b	606	CLA	MG-NA	4.92	2.18	2.06
31	s	614	CLA	MG-NA	4.92	2.18	2.06
31	b	614	CLA	MG-NA	4.92	2.18	2.06
31	12	602	CLA	MG-NA	4.92	2.18	2.06
31	Y	602	CLA	MG-NA	4.92	2.18	2.06
31	r	603	CLA	MG-NA	4.92	2.18	2.06
31	13	603	CLA	MG-NA	4.92	2.18	2.06
31	b	616	CLA	MG-NA	4.92	2.18	2.06
31	c	507	CLA	MG-NA	4.92	2.18	2.06
31	a	407	CLA	MG-NA	4.92	2.18	2.06
31	c	506	CLA	MG-NA	4.92	2.18	2.06
31	3	602	CLA	MG-NA	4.92	2.17	2.06
31	14	613	CLA	MG-NA	4.92	2.17	2.06
31	15	603	CLA	MG-NA	4.92	2.17	2.06
31	15	602	CLA	MG-NA	4.92	2.17	2.06
31	16	615	CLA	MG-NA	4.91	2.17	2.06
31	3	611	CLA	MG-NA	4.91	2.17	2.06
31	R	610	CLA	MG-NA	4.91	2.17	2.06
31	6	602	CLA	MG-NA	4.91	2.17	2.06
31	r	602	CLA	MG-NA	4.91	2.17	2.06
31	R	604	CLA	MG-NA	4.91	2.17	2.06

Continued on next page...

Continued from previous page...

Mol	Chain	Res	Type	Atoms	Z	Observed(Å)	Ideal(Å)
31	b	603	CLA	MG-NA	4.90	2.17	2.06
31	A	406	CLA	MG-NA	4.90	2.17	2.06
31	4	602	CLA	MG-NA	4.90	2.17	2.06
31	16	614	CLA	MG-NA	4.90	2.17	2.06
31	r	604	CLA	MG-NA	4.90	2.17	2.06
31	R	614	CLA	MG-NA	4.90	2.17	2.06
31	n	603	CLA	MG-NA	4.90	2.17	2.06
31	B	614	CLA	MG-NA	4.89	2.17	2.06
31	11	613	CLA	MG-NA	4.89	2.17	2.06
31	13	614	CLA	MG-NA	4.89	2.17	2.06
31	C	511	CLA	MG-NA	4.89	2.17	2.06
31	s	605	CLA	MG-NA	4.89	2.17	2.06
31	15	612	CLA	MG-NA	4.89	2.17	2.06
31	B	616	CLA	MG-NA	4.89	2.17	2.06
31	c	511	CLA	MG-NA	4.89	2.17	2.06
31	r	614	CLA	MG-NA	4.89	2.17	2.06
31	16	604	CLA	MG-NA	4.89	2.17	2.06
31	b	613	CLA	MG-NA	4.89	2.17	2.06
31	R	611	CLA	MG-NA	4.88	2.17	2.06
31	2	611	CLA	MG-NA	4.88	2.17	2.06
31	y	602	CLA	MG-NA	4.88	2.17	2.06
31	15	604	CLA	MG-NA	4.88	2.17	2.06
31	r	601	CLA	MG-NA	4.88	2.17	2.06
31	S	605	CLA	MG-NA	4.88	2.17	2.06
31	c	514	CLA	MG-NA	4.88	2.17	2.06
31	4	604	CLA	MG-NA	4.88	2.17	2.06
31	B	606	CLA	MG-NA	4.88	2.17	2.06
31	g	602	CLA	MG-NA	4.88	2.17	2.06
31	c	505	CLA	MG-NA	4.87	2.17	2.06
31	b	607	CLA	MG-NA	4.87	2.17	2.06
31	3	610	CLA	MG-NA	4.87	2.17	2.06
31	13	604	CLA	MG-NA	4.87	2.17	2.06
31	N	603	CLA	MG-NA	4.87	2.17	2.06
31	B	607	CLA	MG-NA	4.87	2.17	2.06
31	N	614	CLA	MG-NA	4.86	2.17	2.06
31	C	505	CLA	MG-NA	4.86	2.17	2.06
31	S	614	CLA	MG-NA	4.86	2.17	2.06
31	N	610	CLA	MG-NA	4.86	2.17	2.06
31	Y	613	CLA	MG-NA	4.86	2.17	2.06
31	Y	603	CLA	MG-NA	4.86	2.17	2.06
31	S	604	CLA	MG-NA	4.86	2.17	2.06
31	6	604	CLA	MG-NA	4.86	2.17	2.06

Continued on next page...

Continued from previous page...

Mol	Chain	Res	Type	Atoms	Z	Observed(Å)	Ideal(Å)
31	1	602	CLA	MG-NA	4.86	2.17	2.06
31	s	604	CLA	MG-NA	4.86	2.17	2.06
31	6	611	CLA	MG-NA	4.85	2.17	2.06
31	d	405	CLA	MG-NA	4.85	2.17	2.06
31	R	601	CLA	MG-NA	4.85	2.17	2.06
31	S	612	CLA	C4B-NB	4.85	1.39	1.35
31	y	603	CLA	MG-NA	4.85	2.17	2.06
31	r	609	CLA	MG-NA	4.85	2.17	2.06
31	C	514	CLA	MG-NA	4.85	2.17	2.06
31	B	612	CLA	MG-NA	4.85	2.17	2.06
31	S	610	CLA	MG-NA	4.85	2.17	2.06
31	y	615	CLA	MG-NA	4.85	2.17	2.06
31	b	601	CLA	MG-NA	4.84	2.17	2.06
31	A	402	CLA	MG-NA	4.84	2.17	2.06
31	Y	615	CLA	MG-NA	4.84	2.17	2.06
31	C	503	CLA	MG-NA	4.84	2.17	2.06
31	c	503	CLA	MG-NA	4.84	2.17	2.06
31	c	512	CLA	MG-NA	4.84	2.17	2.06
31	3	615	CLA	MG-NA	4.84	2.17	2.06
31	B	613	CLA	MG-NA	4.84	2.17	2.06
31	12	612	CLA	MG-NA	4.84	2.17	2.06
31	B	601	CLA	MG-NA	4.84	2.17	2.06
31	a	403	CLA	MG-NA	4.84	2.17	2.06
31	n	610	CLA	MG-NA	4.84	2.17	2.06
31	b	610	CLA	MG-NA	4.83	2.17	2.06
31	5	613	CLA	MG-NA	4.83	2.17	2.06
31	C	502	CLA	MG-NA	4.83	2.17	2.06
31	N	602	CLA	MG-NA	4.83	2.17	2.06
31	N	615	CLA	MG-NA	4.83	2.17	2.06
31	B	608	CLA	MG-NA	4.83	2.17	2.06
31	y	613	CLA	MG-NA	4.83	2.17	2.06
31	3	604	CLA	MG-NA	4.83	2.17	2.06
31	R	609	CLA	MG-NA	4.83	2.17	2.06
31	12	604	CLA	MG-NA	4.82	2.17	2.06
31	n	615	CLA	MG-NA	4.82	2.17	2.06
31	b	608	CLA	MG-NA	4.82	2.17	2.06
31	b	612	CLA	MG-NA	4.82	2.17	2.06
31	B	610	CLA	MG-NA	4.82	2.17	2.06
31	c	502	CLA	MG-NA	4.82	2.17	2.06
31	c	510	CLA	MG-NA	4.82	2.17	2.06
31	C	510	CLA	MG-NA	4.81	2.17	2.06
31	4	613	CLA	MG-NA	4.81	2.17	2.06

Continued on next page...

Continued from previous page...

Mol	Chain	Res	Type	Atoms	Z	Observed(Å)	Ideal(Å)
31	g	610	CLA	MG-NA	4.81	2.17	2.06
31	2	613	CLA	MG-NA	4.81	2.17	2.06
31	B	602	CLA	MG-NA	4.81	2.17	2.06
31	C	512	CLA	MG-NA	4.81	2.17	2.06
31	b	602	CLA	MG-NA	4.80	2.17	2.06
31	5	610	CLA	MG-NA	4.80	2.17	2.06
31	6	615	CLA	MG-NA	4.80	2.17	2.06
31	r	612	CLA	MG-NA	4.79	2.17	2.06
31	C	508	CLA	MG-NA	4.79	2.17	2.06
31	G	610	CLA	MG-NA	4.79	2.17	2.06
31	a	404	CLA	MG-NA	4.78	2.17	2.06
31	s	610	CLA	MG-NA	4.78	2.17	2.06
31	D	405	CLA	MG-NA	4.77	2.17	2.06
31	R	608	CLA	MG-NA	4.77	2.17	2.06
31	r	608	CLA	MG-NA	4.77	2.17	2.06
31	1	604	CLA	MG-NA	4.77	2.17	2.06
31	A	404	CLA	MG-NA	4.77	2.17	2.06
31	2	610	CLA	MG-NA	4.76	2.17	2.06
31	G	602	CLA	MG-NA	4.76	2.17	2.06
31	A	403	CLA	MG-NA	4.76	2.17	2.06
31	D	404	CLA	MG-NA	4.76	2.17	2.06
31	d	404	CLA	MG-NA	4.75	2.17	2.06
31	d	402	CLA	MG-NA	4.75	2.17	2.06
31	1	610	CLA	C4B-NB	4.75	1.39	1.35
31	Y	610	CLA	MG-NA	4.74	2.17	2.06
31	y	610	CLA	MG-NA	4.73	2.17	2.06
31	14	610	CLA	MG-NA	4.73	2.17	2.06
31	11	610	CLA	MG-NA	4.72	2.17	2.06
31	13	610	CLA	MG-NA	4.67	2.17	2.06
31	16	610	CLA	MG-NA	4.65	2.17	2.06
31	n	613	CLA	C4B-NB	4.40	1.39	1.35
31	4	610	CLA	C4B-NB	4.40	1.39	1.35
31	11	612	CLA	C4B-NB	4.38	1.39	1.35
31	15	613	CLA	C4B-NB	4.36	1.39	1.35
31	6	610	CLA	C4B-NB	4.35	1.39	1.35
31	14	612	CLA	C4B-NB	4.34	1.39	1.35
31	11	614	CLA	C4B-NB	4.31	1.39	1.35
31	R	612	CLA	C4B-NB	4.31	1.39	1.35
31	15	611	CLA	C4B-NB	4.30	1.39	1.35
31	13	602	CLA	C4B-NB	4.29	1.39	1.35
31	13	612	CLA	C4B-NB	4.28	1.39	1.35
31	12	611	CLA	C4B-NB	4.27	1.39	1.35

Continued on next page...

Continued from previous page...

Mol	Chain	Res	Type	Atoms	Z	Observed(Å)	Ideal(Å)
31	15	604	CLA	C4B-NB	4.27	1.39	1.35
31	r	610	CLA	C4B-NB	4.27	1.39	1.35
31	n	611	CLA	C4B-NB	4.27	1.39	1.35
31	2	604	CLA	C4B-NB	4.27	1.39	1.35
31	1	612	CLA	C4B-NB	4.26	1.39	1.35
31	Y	604	CLA	C4B-NB	4.26	1.39	1.35
31	11	610	CLA	C4B-NB	4.25	1.39	1.35
31	y	604	CLA	C4B-NB	4.25	1.39	1.35
31	14	602	CLA	C4B-NB	4.24	1.39	1.35
31	16	602	CLA	C4B-NB	4.24	1.39	1.35
31	11	611	CLA	C4B-NB	4.24	1.39	1.35
31	16	611	CLA	C4B-NB	4.23	1.39	1.35
31	12	604	CLA	C4B-NB	4.23	1.39	1.35
31	12	613	CLA	C4B-NB	4.23	1.39	1.35
31	N	604	CLA	C4B-NB	4.23	1.39	1.35
31	B	602	CLA	C4B-NB	4.23	1.39	1.35
31	6	604	CLA	C4B-NB	4.22	1.39	1.35
31	14	614	CLA	C4B-NB	4.22	1.39	1.35
31	13	614	CLA	C4B-NB	4.22	1.39	1.35
31	14	611	CLA	C4B-NB	4.22	1.39	1.35
31	11	602	CLA	C4B-NB	4.22	1.39	1.35
31	N	611	CLA	C4B-NB	4.21	1.39	1.35
31	5	612	CLA	C4B-NB	4.21	1.39	1.35
31	4	612	CLA	C4B-NB	4.21	1.39	1.35
31	12	609	CLA	C4B-NB	4.21	1.39	1.35
31	4	614	CLA	C4B-NB	4.20	1.39	1.35
31	14	603	CLA	C4B-NB	4.20	1.39	1.35
31	G	604	CLA	C4B-NB	4.20	1.39	1.35
31	4	613	CLA	C4B-NB	4.19	1.39	1.35
31	5	602	CLA	C4B-NB	4.19	1.38	1.35
31	5	604	CLA	C4B-NB	4.19	1.38	1.35
31	11	603	CLA	C4B-NB	4.19	1.38	1.35
31	1	604	CLA	C4B-NB	4.18	1.38	1.35
31	1	614	CLA	C4B-NB	4.18	1.38	1.35
31	13	604	CLA	C4B-NB	4.18	1.38	1.35
31	N	615	CLA	C4B-NB	4.18	1.38	1.35
31	5	603	CLA	C4B-NB	4.17	1.38	1.35
31	13	611	CLA	C4B-NB	4.17	1.38	1.35
31	16	610	CLA	C4B-NB	4.17	1.38	1.35
31	G	611	CLA	C4B-NB	4.16	1.38	1.35
31	2	603	CLA	C4B-NB	4.16	1.38	1.35
31	b	606	CLA	C4B-NB	4.16	1.38	1.35

Continued on next page...

Continued from previous page...

Mol	Chain	Res	Type	Atoms	Z	Observed(Å)	Ideal(Å)
31	2	611	CLA	C4B-NB	4.16	1.38	1.35
31	14	610	CLA	C4B-NB	4.16	1.38	1.35
31	16	614	CLA	C4B-NB	4.16	1.38	1.35
31	1	613	CLA	C4B-NB	4.16	1.38	1.35
31	2	602	CLA	C4B-NB	4.16	1.38	1.35
31	15	602	CLA	C4B-NB	4.16	1.38	1.35
31	16	612	CLA	C4B-NB	4.16	1.38	1.35
31	R	604	CLA	C4B-NB	4.16	1.38	1.35
31	C	506	CLA	C4B-NB	4.16	1.38	1.35
31	c	506	CLA	C4B-NB	4.15	1.38	1.35
31	G	612	CLA	C4B-NB	4.15	1.38	1.35
31	g	610	CLA	C4B-NB	4.15	1.38	1.35
31	15	609	CLA	C4B-NB	4.15	1.38	1.35
31	3	612	CLA	C4B-NB	4.15	1.38	1.35
31	b	611	CLA	C4B-NB	4.14	1.38	1.35
31	4	604	CLA	C4B-NB	4.14	1.38	1.35
31	g	602	CLA	C4B-NB	4.14	1.38	1.35
31	3	604	CLA	C4B-NB	4.14	1.38	1.35
31	16	604	CLA	C4B-NB	4.14	1.38	1.35
31	g	604	CLA	C4B-NB	4.13	1.38	1.35
31	3	614	CLA	C4B-NB	4.13	1.38	1.35
31	5	613	CLA	C4B-NB	4.13	1.38	1.35
31	2	612	CLA	C4B-NB	4.13	1.38	1.35
31	14	613	CLA	C4B-NB	4.13	1.38	1.35
31	G	610	CLA	C4B-NB	4.12	1.38	1.35
31	S	614	CLA	C4B-NB	4.12	1.38	1.35
31	Y	610	CLA	C4B-NB	4.12	1.38	1.35
31	11	604	CLA	C4B-NB	4.12	1.38	1.35
31	15	603	CLA	C4B-NB	4.11	1.38	1.35
31	6	611	CLA	C4B-NB	4.11	1.38	1.35
31	15	612	CLA	C4B-NB	4.11	1.38	1.35
31	S	609	CLA	C4B-NB	4.11	1.38	1.35
31	5	611	CLA	C4B-NB	4.10	1.38	1.35
31	11	613	CLA	C4B-NB	4.10	1.38	1.35
31	13	610	CLA	C4B-NB	4.10	1.38	1.35
31	1	602	CLA	C4B-NB	4.10	1.38	1.35
31	n	604	CLA	C4B-NB	4.10	1.38	1.35
31	G	613	CLA	C4B-NB	4.10	1.38	1.35
31	s	612	CLA	C4B-NB	4.10	1.38	1.35
31	B	615	CLA	C4B-NB	4.10	1.38	1.35
31	s	602	CLA	C4B-NB	4.10	1.38	1.35
31	B	606	CLA	C4B-NB	4.09	1.38	1.35

Continued on next page...

Continued from previous page...

Mol	Chain	Res	Type	Atoms	Z	Observed(Å)	Ideal(Å)
31	b	602	CLA	C4B-NB	4.09	1.38	1.35
31	3	611	CLA	C4B-NB	4.09	1.38	1.35
31	S	602	CLA	C4B-NB	4.09	1.38	1.35
31	b	604	CLA	C4B-NB	4.09	1.38	1.35
31	s	614	CLA	C4B-NB	4.09	1.38	1.35
31	n	615	CLA	C4B-NB	4.09	1.38	1.35
31	s	613	CLA	C4B-NB	4.09	1.38	1.35
31	S	615	CLA	C4B-NB	4.09	1.38	1.35
31	12	603	CLA	C4B-NB	4.08	1.38	1.35
31	R	610	CLA	C4B-NB	4.08	1.38	1.35
31	y	613	CLA	C4B-NB	4.08	1.38	1.35
30	13	609	CHL	C4B-NB	4.08	1.38	1.35
31	2	610	CLA	C4B-NB	4.08	1.38	1.35
31	1	603	CLA	C4B-NB	4.08	1.38	1.35
31	13	613	CLA	C4B-NB	4.07	1.38	1.35
31	4	603	CLA	C4B-NB	4.07	1.38	1.35
31	S	603	CLA	C4B-NB	4.07	1.38	1.35
31	4	611	CLA	C4B-NB	4.07	1.38	1.35
31	S	605	CLA	C4B-NB	4.07	1.38	1.35
31	S	613	CLA	C4B-NB	4.07	1.38	1.35
31	y	610	CLA	C4B-NB	4.07	1.38	1.35
31	3	613	CLA	C4B-NB	4.07	1.38	1.35
31	6	612	CLA	C4B-NB	4.07	1.38	1.35
31	N	610	CLA	C4B-NB	4.06	1.38	1.35
31	g	612	CLA	C4B-NB	4.06	1.38	1.35
31	b	615	CLA	C4B-NB	4.06	1.38	1.35
31	2	613	CLA	C4B-NB	4.06	1.38	1.35
31	g	614	CLA	C4B-NB	4.06	1.38	1.35
31	5	610	CLA	C4B-NB	4.06	1.38	1.35
31	16	613	CLA	C4B-NB	4.06	1.38	1.35
31	g	611	CLA	C4B-NB	4.06	1.38	1.35
31	1	611	CLA	C4B-NB	4.05	1.38	1.35
31	12	602	CLA	C4B-NB	4.05	1.38	1.35
31	16	603	CLA	C4B-NB	4.05	1.38	1.35
31	s	615	CLA	C4B-NB	4.05	1.38	1.35
31	G	602	CLA	C4B-NB	4.05	1.38	1.35
31	6	603	CLA	C4B-NB	4.05	1.38	1.35
31	b	614	CLA	C4B-NB	4.05	1.38	1.35
31	n	612	CLA	C4B-NB	4.05	1.38	1.35
31	B	611	CLA	C4B-NB	4.04	1.38	1.35
31	13	603	CLA	C4B-NB	4.04	1.38	1.35
31	r	609	CLA	C4B-NB	4.04	1.38	1.35

Continued on next page...

Continued from previous page...

Mol	Chain	Res	Type	Atoms	Z	Observed(Å)	Ideal(Å)
31	6	613	CLA	C4B-NB	4.04	1.38	1.35
31	b	608	CLA	C4B-NB	4.04	1.38	1.35
31	B	608	CLA	C4B-NB	4.03	1.38	1.35
31	b	605	CLA	C4B-NB	4.03	1.38	1.35
31	Y	613	CLA	C4B-NB	4.03	1.38	1.35
30	11	606	CHL	C4B-NB	4.03	1.38	1.35
31	16	615	CLA	C4B-NB	4.03	1.38	1.35
31	A	406	CLA	C4B-NB	4.03	1.38	1.35
31	G	614	CLA	C4B-NB	4.03	1.38	1.35
31	s	611	CLA	C4B-NB	4.03	1.38	1.35
31	15	610	CLA	C4B-NB	4.03	1.38	1.35
31	r	604	CLA	C4B-NB	4.03	1.38	1.35
31	b	603	CLA	C4B-NB	4.02	1.38	1.35
31	A	402	CLA	C4B-NB	4.02	1.38	1.35
31	6	614	CLA	C4B-NB	4.02	1.38	1.35
31	s	605	CLA	C4B-NB	4.02	1.38	1.35
31	s	610	CLA	C4B-NB	4.02	1.38	1.35
31	R	601	CLA	C4B-NB	4.02	1.38	1.35
31	6	602	CLA	C4B-NB	4.01	1.38	1.35
31	c	504	CLA	C4B-NB	4.01	1.38	1.35
31	s	609	CLA	C4B-NB	4.01	1.38	1.35
31	12	610	CLA	C4B-NB	4.01	1.38	1.35
31	n	614	CLA	C4B-NB	4.01	1.38	1.35
31	y	614	CLA	C4B-NB	4.01	1.38	1.35
31	R	602	CLA	C4B-NB	4.01	1.38	1.35
31	s	603	CLA	C4B-NB	4.01	1.38	1.35
31	a	403	CLA	C4B-NB	4.00	1.38	1.35
31	B	603	CLA	C4B-NB	4.00	1.38	1.35
31	N	614	CLA	C4B-NB	4.00	1.38	1.35
31	R	609	CLA	C4B-NB	4.00	1.38	1.35
31	Y	611	CLA	C4B-NB	3.99	1.38	1.35
31	d	404	CLA	C4B-NB	3.99	1.38	1.35
31	4	602	CLA	C4B-NB	3.99	1.38	1.35
31	N	603	CLA	C4B-NB	3.99	1.38	1.35
31	14	604	CLA	C4B-NB	3.99	1.38	1.35
31	C	504	CLA	C4B-NB	3.99	1.38	1.35
31	R	613	CLA	C4B-NB	3.99	1.38	1.35
31	c	507	CLA	C4B-NB	3.98	1.38	1.35
31	3	615	CLA	C4B-NB	3.98	1.38	1.35
31	S	604	CLA	C4B-NB	3.98	1.38	1.35
31	b	609	CLA	C4B-NB	3.98	1.38	1.35
31	3	602	CLA	C4B-NB	3.97	1.38	1.35

Continued on next page...

Continued from previous page...

Mol	Chain	Res	Type	Atoms	Z	Observed(Å)	Ideal(Å)
31	G	603	CLA	C4B-NB	3.97	1.38	1.35
31	n	610	CLA	C4B-NB	3.97	1.38	1.35
31	n	603	CLA	C4B-NB	3.97	1.38	1.35
31	Y	614	CLA	C4B-NB	3.97	1.38	1.35
31	r	601	CLA	C4B-NB	3.97	1.38	1.35
31	B	616	CLA	C4B-NB	3.97	1.38	1.35
31	y	611	CLA	C4B-NB	3.96	1.38	1.35
30	14	605	CHL	C4B-NB	3.96	1.38	1.35
31	y	603	CLA	C4B-NB	3.96	1.38	1.35
31	C	507	CLA	C4B-NB	3.96	1.38	1.35
31	a	407	CLA	C4B-NB	3.96	1.38	1.35
31	n	602	CLA	C4B-NB	3.96	1.38	1.35
31	C	512	CLA	C4B-NB	3.95	1.38	1.35
31	3	603	CLA	C4B-NB	3.95	1.38	1.35
31	c	508	CLA	C4B-NB	3.95	1.38	1.35
31	3	610	CLA	C4B-NB	3.95	1.38	1.35
31	y	612	CLA	C4B-NB	3.95	1.38	1.35
31	S	611	CLA	C4B-NB	3.95	1.38	1.35
31	B	605	CLA	C4B-NB	3.94	1.38	1.35
31	C	513	CLA	C4B-NB	3.94	1.38	1.35
31	S	610	CLA	C4B-NB	3.94	1.38	1.35
31	Y	612	CLA	C4B-NB	3.94	1.38	1.35
31	b	607	CLA	C4B-NB	3.94	1.38	1.35
31	g	613	CLA	C4B-NB	3.94	1.38	1.35
31	s	604	CLA	C4B-NB	3.94	1.38	1.35
31	r	603	CLA	C4B-NB	3.93	1.38	1.35
31	N	612	CLA	C4B-NB	3.93	1.38	1.35
30	5	601	CHL	C4B-NB	3.93	1.38	1.35
31	g	603	CLA	C4B-NB	3.93	1.38	1.35
30	14	606	CHL	C4B-NB	3.93	1.38	1.35
31	B	614	CLA	C4B-NB	3.93	1.38	1.35
31	6	615	CLA	C4B-NB	3.93	1.38	1.35
31	C	505	CLA	C4B-NB	3.93	1.38	1.35
31	r	613	CLA	C4B-NB	3.92	1.38	1.35
31	R	608	CLA	C4B-NB	3.92	1.38	1.35
31	B	609	CLA	C4B-NB	3.92	1.38	1.35
31	c	509	CLA	C4B-NB	3.92	1.38	1.35
31	B	607	CLA	C4B-NB	3.92	1.38	1.35
31	D	404	CLA	C4B-NB	3.92	1.38	1.35
30	2	609	CHL	C4B-NB	3.91	1.38	1.35
31	B	604	CLA	C4B-NB	3.91	1.38	1.35
31	Y	603	CLA	C4B-NB	3.91	1.38	1.35

Continued on next page...

Continued from previous page...

Mol	Chain	Res	Type	Atoms	Z	Observed(Å)	Ideal(Å)
31	Y	615	CLA	C4B-NB	3.90	1.38	1.35
31	13	615	CLA	C4B-NB	3.90	1.38	1.35
31	r	608	CLA	C4B-NB	3.90	1.38	1.35
31	N	602	CLA	C4B-NB	3.90	1.38	1.35
31	c	505	CLA	C4B-NB	3.90	1.38	1.35
30	12	608	CHL	C4B-NB	3.89	1.38	1.35
31	12	612	CLA	C4B-NB	3.89	1.38	1.35
30	12	601	CHL	C4B-NB	3.89	1.38	1.35
30	15	601	CHL	C4B-NB	3.89	1.38	1.35
31	y	602	CLA	C4B-NB	3.88	1.38	1.35
30	2	606	CHL	C4B-NB	3.88	1.38	1.35
31	r	611	CLA	C4B-NB	3.88	1.38	1.35
30	S	606	CHL	C4B-NB	3.88	1.38	1.35
30	4	605	CHL	C4B-NB	3.88	1.38	1.35
31	d	405	CLA	C4B-NB	3.87	1.38	1.35
34	G	618	NEX	C26-C21	-3.87	1.49	1.55
30	S	607	CHL	C4B-NB	3.87	1.38	1.35
30	2	608	CHL	C4B-NB	3.87	1.38	1.35
31	c	514	CLA	C4B-NB	3.87	1.38	1.35
31	D	405	CLA	C4B-NB	3.87	1.38	1.35
30	G	605	CHL	C4B-NB	3.87	1.38	1.35
31	Y	602	CLA	C4B-NB	3.87	1.38	1.35
30	4	609	CHL	C4B-NB	3.86	1.38	1.35
30	14	608	CHL	C4B-NB	3.86	1.38	1.35
30	5	607	CHL	C4B-NB	3.86	1.38	1.35
31	R	611	CLA	C4B-NB	3.86	1.38	1.35
31	r	602	CLA	C4B-NB	3.85	1.38	1.35
31	b	616	CLA	C4B-NB	3.85	1.38	1.35
31	c	512	CLA	C4B-NB	3.85	1.38	1.35
31	C	514	CLA	C4B-NB	3.85	1.38	1.35
31	c	503	CLA	C4B-NB	3.85	1.38	1.35
31	b	613	CLA	C4B-NB	3.85	1.38	1.35
30	1	609	CHL	C4B-NB	3.84	1.38	1.35
30	3	601	CHL	C4B-NB	3.84	1.38	1.35
31	C	503	CLA	C4B-NB	3.84	1.38	1.35
31	B	613	CLA	C4B-NB	3.84	1.38	1.35
30	4	608	CHL	C4B-NB	3.84	1.38	1.35
30	5	605	CHL	C4B-NB	3.84	1.38	1.35
30	1	605	CHL	C4B-NB	3.83	1.38	1.35
30	6	609	CHL	C4B-NB	3.83	1.38	1.35
31	c	511	CLA	C4B-NB	3.82	1.38	1.35
30	s	607	CHL	C4B-NB	3.82	1.38	1.35

Continued on next page...

Continued from previous page...

Mol	Chain	Res	Type	Atoms	Z	Observed(Å)	Ideal(Å)
31	c	513	CLA	C4B-NB	3.82	1.38	1.35
31	r	612	CLA	C4B-NB	3.82	1.38	1.35
30	12	605	CHL	C4B-NB	3.82	1.38	1.35
30	1	607	CHL	C4B-NB	3.82	1.38	1.35
30	3	609	CHL	C4B-NB	3.82	1.38	1.35
30	Y	605	CHL	C4B-NB	3.81	1.38	1.35
31	C	509	CLA	C4B-NB	3.81	1.38	1.35
31	a	404	CLA	C4B-NB	3.81	1.38	1.35
30	4	601	CHL	C4B-NB	3.81	1.38	1.35
31	N	613	CLA	C4B-NB	3.81	1.38	1.35
31	y	615	CLA	C4B-NB	3.81	1.38	1.35
30	5	609	CHL	C4B-NB	3.81	1.38	1.35
30	g	601	CHL	C4B-NB	3.81	1.38	1.35
30	g	605	CHL	C4B-NB	3.81	1.38	1.35
30	2	605	CHL	C4B-NB	3.80	1.38	1.35
30	6	606	CHL	C4B-NB	3.80	1.38	1.35
31	b	612	CLA	C4B-NB	3.80	1.38	1.35
30	16	606	CHL	C4B-NB	3.80	1.38	1.35
30	4	607	CHL	C4B-NB	3.79	1.38	1.35
30	15	606	CHL	C4B-NB	3.79	1.38	1.35
30	16	601	CHL	C4B-NB	3.79	1.38	1.35
30	15	605	CHL	C4B-NB	3.79	1.38	1.35
30	11	609	CHL	C4B-NB	3.78	1.38	1.35
30	5	606	CHL	C4B-NB	3.78	1.38	1.35
30	15	608	CHL	C4B-NB	3.78	1.38	1.35
30	13	605	CHL	C4B-NB	3.78	1.38	1.35
30	1	608	CHL	C4B-NB	3.78	1.38	1.35
30	12	606	CHL	C4B-NB	3.77	1.38	1.35
30	14	607	CHL	C4B-NB	3.77	1.38	1.35
30	6	601	CHL	C4B-NB	3.77	1.38	1.35
30	6	608	CHL	C4B-NB	3.77	1.38	1.35
30	13	608	CHL	C4B-NB	3.77	1.38	1.35
30	3	607	CHL	C4B-NB	3.77	1.38	1.35
30	13	606	CHL	C4B-NB	3.76	1.38	1.35
31	B	612	CLA	C4B-NB	3.76	1.38	1.35
30	5	608	CHL	C4B-NB	3.76	1.38	1.35
31	A	404	CLA	C4B-NB	3.76	1.38	1.35
30	12	607	CHL	C4B-NB	3.76	1.38	1.35
31	A	403	CLA	C4B-NB	3.76	1.38	1.35
30	G	609	CHL	C4B-NB	3.76	1.38	1.35
30	1	601	CHL	C4B-NB	3.75	1.38	1.35
30	s	606	CHL	C4B-NB	3.75	1.38	1.35

Continued on next page...

Continued from previous page...

Mol	Chain	Res	Type	Atoms	Z	Observed(Å)	Ideal(Å)
30	14	609	CHL	C4B-NB	3.75	1.38	1.35
30	15	607	CHL	C4B-NB	3.75	1.38	1.35
30	N	601	CHL	C4B-NB	3.75	1.38	1.35
31	c	510	CLA	C4B-NB	3.75	1.38	1.35
30	2	607	CHL	C4B-NB	3.75	1.38	1.35
31	R	614	CLA	C4B-NB	3.75	1.38	1.35
30	G	608	CHL	C4B-NB	3.74	1.38	1.35
30	y	609	CHL	C4B-NB	3.74	1.38	1.35
31	B	610	CLA	C4B-NB	3.74	1.38	1.35
30	11	601	CHL	C4B-NB	3.74	1.38	1.35
31	R	603	CLA	C4B-NB	3.74	1.38	1.35
30	3	606	CHL	C4B-NB	3.73	1.38	1.35
31	C	510	CLA	C4B-NB	3.73	1.38	1.35
30	G	601	CHL	C4B-NB	3.73	1.38	1.35
30	n	605	CHL	C4B-NB	3.73	1.38	1.35
30	13	607	CHL	C4B-NB	3.73	1.38	1.35
30	n	601	CHL	C4B-NB	3.73	1.38	1.35
30	s	601	CHL	C4B-NB	3.73	1.38	1.35
30	1	606	CHL	C4B-NB	3.72	1.38	1.35
30	Y	609	CHL	C4B-NB	3.72	1.38	1.35
30	g	608	CHL	C4B-NB	3.72	1.38	1.35
30	14	601	CHL	C4B-NB	3.72	1.38	1.35
31	d	402	CLA	C4B-NB	3.72	1.38	1.35
30	3	608	CHL	C4B-NB	3.72	1.38	1.35
31	c	502	CLA	C4B-NB	3.72	1.38	1.35
31	C	511	CLA	C4B-NB	3.72	1.38	1.35
31	b	601	CLA	C4B-NB	3.72	1.38	1.35
31	b	610	CLA	C4B-NB	3.71	1.38	1.35
30	g	609	CHL	C4B-NB	3.71	1.38	1.35
30	16	609	CHL	C4B-NB	3.71	1.38	1.35
30	r	605	CHL	C4B-NB	3.70	1.38	1.35
30	13	601	CHL	C4B-NB	3.70	1.38	1.35
31	C	502	CLA	C4B-NB	3.70	1.38	1.35
30	R	605	CHL	C4B-NB	3.70	1.38	1.35
30	11	608	CHL	C4B-NB	3.70	1.38	1.35
31	r	614	CLA	C4B-NB	3.69	1.38	1.35
30	11	607	CHL	C4B-NB	3.69	1.38	1.35
30	n	609	CHL	C4B-NB	3.69	1.38	1.35
30	n	607	CHL	C4B-NB	3.69	1.38	1.35
30	Y	608	CHL	C4B-NB	3.68	1.38	1.35
31	S	612	CLA	C3B-C2B	-3.68	1.35	1.40
30	16	605	CHL	C4B-NB	3.68	1.38	1.35

Continued on next page...

Continued from previous page...

Mol	Chain	Res	Type	Atoms	Z	Observed(Å)	Ideal(Å)
30	N	607	CHL	C4B-NB	3.68	1.38	1.35
30	16	608	CHL	C4B-NB	3.67	1.38	1.35
31	B	601	CLA	C4B-NB	3.67	1.38	1.35
30	3	605	CHL	C4B-NB	3.66	1.38	1.35
30	N	606	CHL	C4B-NB	3.66	1.38	1.35
30	Y	607	CHL	C4B-NB	3.66	1.38	1.35
30	N	609	CHL	C4B-NB	3.65	1.38	1.35
30	y	608	CHL	C4B-NB	3.64	1.38	1.35
30	g	606	CHL	C4B-NB	3.64	1.38	1.35
30	G	606	CHL	C4B-NB	3.64	1.38	1.35
30	n	606	CHL	C4B-NB	3.63	1.38	1.35
30	Y	601	CHL	C4B-NB	3.62	1.38	1.35
30	2	601	CHL	C4B-NB	3.62	1.38	1.35
30	G	607	CHL	C4B-NB	3.62	1.38	1.35
30	R	607	CHL	C4B-NB	3.62	1.38	1.35
30	6	607	CHL	C4B-NB	3.61	1.38	1.35
30	S	601	CHL	C4B-NB	3.61	1.38	1.35
30	g	607	CHL	C4B-NB	3.61	1.38	1.35
30	4	606	CHL	C4B-NB	3.61	1.38	1.35
31	C	508	CLA	C4B-NB	3.61	1.38	1.35
30	s	608	CHL	C4B-NB	3.61	1.38	1.35
30	S	608	CHL	C4B-NB	3.60	1.38	1.35
30	g	609	CHL	C3B-C2B	-3.60	1.35	1.40
30	3	607	CHL	C3B-C2B	-3.59	1.35	1.40
30	N	608	CHL	C4B-NB	3.59	1.38	1.35
30	N	605	CHL	C4B-NB	3.59	1.38	1.35
30	6	608	CHL	C3B-C2B	-3.59	1.35	1.40
30	y	601	CHL	C4B-NB	3.59	1.38	1.35
30	11	605	CHL	C4B-NB	3.58	1.38	1.35
30	r	607	CHL	C4B-NB	3.57	1.38	1.35
30	y	606	CHL	C4B-NB	3.57	1.38	1.35
30	6	605	CHL	C4B-NB	3.56	1.38	1.35
30	y	607	CHL	C4B-NB	3.55	1.38	1.35
30	G	609	CHL	C3B-C2B	-3.55	1.35	1.40
30	16	607	CHL	C4B-NB	3.55	1.38	1.35
30	Y	609	CHL	C3B-C2B	-3.55	1.35	1.40
30	N	609	CHL	C3B-C2B	-3.54	1.35	1.40
30	n	608	CHL	C4B-NB	3.54	1.38	1.35
30	15	608	CHL	O2D-CGD	3.54	1.41	1.33
30	4	601	CHL	C3B-C2B	-3.54	1.35	1.40
30	r	606	CHL	C4B-NB	3.53	1.38	1.35
30	N	607	CHL	C3B-C2B	-3.53	1.35	1.40

Continued on next page...

Continued from previous page...

Mol	Chain	Res	Type	Atoms	Z	Observed(Å)	Ideal(Å)
30	S	608	CHL	C3B-C2B	-3.53	1.35	1.40
30	16	608	CHL	C3B-C2B	-3.52	1.35	1.40
30	16	609	CHL	C3B-C2B	-3.52	1.35	1.40
31	n	613	CLA	C3B-C2B	-3.52	1.35	1.40
30	4	606	CHL	C3B-C2B	-3.52	1.35	1.40
30	11	607	CHL	O2D-CGD	3.52	1.41	1.33
30	16	601	CHL	O2D-CGD	3.52	1.41	1.33
30	r	606	CHL	C3B-C2B	-3.52	1.35	1.40
30	11	605	CHL	O2D-CGD	3.52	1.41	1.33
30	6	607	CHL	C3B-C2B	-3.51	1.35	1.40
30	14	601	CHL	C3B-C2B	-3.51	1.35	1.40
30	n	609	CHL	C3B-C2B	-3.51	1.35	1.40
30	r	605	CHL	C3B-C2B	-3.51	1.35	1.40
30	s	608	CHL	C3B-C2B	-3.51	1.35	1.40
30	14	606	CHL	O2D-CGD	3.51	1.41	1.33
30	12	608	CHL	O2D-CGD	3.51	1.41	1.33
30	15	601	CHL	O2D-CGD	3.51	1.41	1.33
30	12	601	CHL	O2D-CGD	3.51	1.41	1.33
30	3	608	CHL	C3B-C2B	-3.50	1.35	1.40
30	2	601	CHL	O2D-CGD	3.50	1.41	1.33
30	13	608	CHL	C3B-C2B	-3.50	1.35	1.40
30	13	609	CHL	C3B-C2B	-3.50	1.35	1.40
30	14	607	CHL	O2D-CGD	3.50	1.41	1.33
30	5	605	CHL	O2D-CGD	3.50	1.41	1.33
30	2	605	CHL	O2D-CGD	3.49	1.41	1.33
30	14	605	CHL	O2D-CGD	3.49	1.41	1.33
30	15	607	CHL	O2D-CGD	3.49	1.41	1.33
30	n	607	CHL	C3B-C2B	-3.49	1.35	1.40
30	11	606	CHL	O2D-CGD	3.49	1.41	1.33
30	Y	606	CHL	C4B-NB	3.49	1.38	1.35
30	12	607	CHL	O2D-CGD	3.49	1.41	1.33
30	13	601	CHL	O2D-CGD	3.49	1.41	1.33
30	4	605	CHL	O2D-CGD	3.48	1.41	1.33
30	S	606	CHL	C3B-C2B	-3.48	1.35	1.40
30	5	609	CHL	C3B-C2B	-3.48	1.35	1.40
30	y	609	CHL	C3B-C2B	-3.48	1.35	1.40
31	C	509	CLA	C3B-C2B	-3.48	1.35	1.40
30	1	605	CHL	O2D-CGD	3.48	1.41	1.33
30	Y	605	CHL	C3B-C2B	-3.47	1.35	1.40
30	1	608	CHL	O2D-CGD	3.47	1.41	1.33
30	11	609	CHL	O2D-CGD	3.47	1.41	1.33
30	y	605	CHL	C4B-NB	3.47	1.38	1.35

Continued on next page...

Continued from previous page...

Mol	Chain	Res	Type	Atoms	Z	Observed(Å)	Ideal(Å)
30	11	608	CHL	O2D-CGD	3.47	1.41	1.33
30	5	601	CHL	O2D-CGD	3.47	1.41	1.33
30	R	607	CHL	C3B-C2B	-3.47	1.35	1.40
30	6	601	CHL	C3B-C2B	-3.46	1.35	1.40
30	r	607	CHL	C3B-C2B	-3.46	1.35	1.40
30	14	608	CHL	O2D-CGD	3.46	1.41	1.33
30	14	605	CHL	C3B-C2B	-3.46	1.35	1.40
30	g	607	CHL	O2D-CGD	3.46	1.41	1.33
30	12	606	CHL	C3B-C2B	-3.46	1.35	1.40
30	n	601	CHL	C3B-C2B	-3.46	1.35	1.40
30	12	605	CHL	O2D-CGD	3.46	1.41	1.33
30	g	608	CHL	O2D-CGD	3.46	1.41	1.33
30	R	606	CHL	C4B-NB	3.45	1.38	1.35
30	14	609	CHL	O2D-CGD	3.45	1.41	1.33
30	3	609	CHL	C3B-C2B	-3.45	1.35	1.40
30	3	601	CHL	C3B-C2B	-3.45	1.35	1.40
30	G	605	CHL	O2D-CGD	3.45	1.41	1.33
30	15	605	CHL	O2D-CGD	3.45	1.41	1.33
30	4	607	CHL	O2D-CGD	3.45	1.41	1.33
30	g	607	CHL	C3B-C2B	-3.45	1.35	1.40
30	R	606	CHL	C3B-C2B	-3.45	1.35	1.40
30	4	609	CHL	C3B-C2B	-3.45	1.35	1.40
30	G	607	CHL	C3B-C2B	-3.45	1.35	1.40
30	2	609	CHL	C3B-C2B	-3.45	1.35	1.40
30	s	608	CHL	O2D-CGD	3.45	1.41	1.33
30	1	609	CHL	C3B-C2B	-3.44	1.35	1.40
30	5	606	CHL	O2D-CGD	3.44	1.41	1.33
30	16	605	CHL	C3B-C2B	-3.44	1.35	1.40
30	G	607	CHL	O2D-CGD	3.44	1.41	1.33
30	1	601	CHL	C3B-C2B	-3.44	1.35	1.40
30	1	609	CHL	O2D-CGD	3.44	1.41	1.33
30	5	607	CHL	C3B-C2B	-3.44	1.35	1.40
30	4	606	CHL	O2D-CGD	3.44	1.41	1.33
30	2	607	CHL	C3B-C2B	-3.44	1.35	1.40
30	y	601	CHL	C3B-C2B	-3.44	1.35	1.40
30	g	605	CHL	O2D-CGD	3.44	1.41	1.33
30	4	608	CHL	O2D-CGD	3.44	1.41	1.33
30	4	609	CHL	O2D-CGD	3.44	1.41	1.33
30	13	609	CHL	O2D-CGD	3.44	1.41	1.33
30	N	601	CHL	C3B-C2B	-3.43	1.35	1.40
30	1	606	CHL	O2D-CGD	3.43	1.41	1.33
30	6	605	CHL	C3B-C2B	-3.43	1.35	1.40

Continued on next page...

Continued from previous page...

Mol	Chain	Res	Type	Atoms	Z	Observed(Å)	Ideal(Å)
30	N	605	CHL	C3B-C2B	-3.43	1.35	1.40
30	16	609	CHL	O2D-CGD	3.43	1.41	1.33
30	2	606	CHL	O2D-CGD	3.43	1.41	1.33
30	S	601	CHL	O2D-CGD	3.43	1.41	1.33
30	S	608	CHL	O2D-CGD	3.43	1.41	1.33
30	2	608	CHL	O2D-CGD	3.43	1.41	1.33
30	5	607	CHL	O2D-CGD	3.43	1.41	1.33
30	R	605	CHL	C3B-C2B	-3.43	1.35	1.40
30	1	607	CHL	O2D-CGD	3.43	1.41	1.33
30	3	606	CHL	O2D-CGD	3.43	1.41	1.33
30	15	606	CHL	O2D-CGD	3.43	1.41	1.33
30	Y	601	CHL	C3B-C2B	-3.43	1.35	1.40
30	s	601	CHL	O2D-CGD	3.43	1.41	1.33
30	N	606	CHL	C3B-C2B	-3.42	1.35	1.40
31	y	604	CLA	C3B-C2B	-3.42	1.35	1.40
30	G	608	CHL	O2D-CGD	3.42	1.41	1.33
31	11	610	CLA	CHC-C1C	3.42	1.43	1.35
30	5	609	CHL	O2D-CGD	3.41	1.41	1.33
30	5	608	CHL	O2D-CGD	3.41	1.41	1.33
30	16	606	CHL	O2D-CGD	3.41	1.41	1.33
30	n	606	CHL	O2D-CGD	3.41	1.41	1.33
30	13	605	CHL	C3B-C2B	-3.41	1.35	1.40
30	n	605	CHL	C3B-C2B	-3.41	1.35	1.40
30	6	609	CHL	C3B-C2B	-3.41	1.35	1.40
30	2	607	CHL	O2D-CGD	3.41	1.41	1.33
30	g	606	CHL	O2D-CGD	3.41	1.41	1.33
30	3	605	CHL	C3B-C2B	-3.41	1.35	1.40
30	1	606	CHL	C3B-C2B	-3.41	1.35	1.40
30	N	606	CHL	O2D-CGD	3.40	1.41	1.33
30	13	606	CHL	O2D-CGD	3.40	1.41	1.33
30	G	606	CHL	C3B-C2B	-3.40	1.35	1.40
30	6	606	CHL	O2D-CGD	3.40	1.41	1.33
30	s	606	CHL	O2D-CGD	3.40	1.41	1.33
30	N	601	CHL	O2D-CGD	3.40	1.41	1.33
30	g	605	CHL	C3B-C2B	-3.40	1.35	1.40
30	S	606	CHL	O2D-CGD	3.40	1.41	1.33
30	g	608	CHL	C3B-C2B	-3.40	1.35	1.40
30	Y	606	CHL	C3B-C2B	-3.40	1.35	1.40
30	s	601	CHL	C3B-C2B	-3.40	1.35	1.40
31	Y	604	CLA	C3B-C2B	-3.40	1.35	1.40
30	3	609	CHL	O2D-CGD	3.40	1.41	1.33
30	12	606	CHL	O2D-CGD	3.40	1.41	1.33

Continued on next page...

Continued from previous page...

Mol	Chain	Res	Type	Atoms	Z	Observed(Å)	Ideal(Å)
30	n	606	CHL	C3B-C2B	-3.39	1.35	1.40
30	G	606	CHL	O2D-CGD	3.39	1.41	1.33
30	R	605	CHL	O2D-CGD	3.39	1.41	1.33
30	Y	601	CHL	O2D-CGD	3.39	1.41	1.33
30	g	609	CHL	O2D-CGD	3.39	1.41	1.33
30	4	608	CHL	C3B-C2B	-3.39	1.35	1.40
31	Y	610	CLA	CHC-C1C	3.39	1.43	1.35
30	15	606	CHL	C3B-C2B	-3.39	1.35	1.40
30	6	608	CHL	O2D-CGD	3.39	1.41	1.33
31	y	610	CLA	CHC-C1C	3.39	1.43	1.35
30	g	606	CHL	C3B-C2B	-3.39	1.35	1.40
30	r	605	CHL	O2D-CGD	3.39	1.41	1.33
30	S	607	CHL	O2D-CGD	3.38	1.41	1.33
30	y	606	CHL	C3B-C2B	-3.38	1.35	1.40
30	2	608	CHL	C3B-C2B	-3.38	1.35	1.40
30	13	601	CHL	C3B-C2B	-3.38	1.35	1.40
31	c	509	CLA	C3B-C2B	-3.38	1.35	1.40
30	Y	606	CHL	O2D-CGD	3.38	1.41	1.33
30	n	601	CHL	O2D-CGD	3.38	1.41	1.33
30	3	608	CHL	O2D-CGD	3.38	1.41	1.33
31	N	610	CLA	CHC-C1C	3.38	1.43	1.35
31	14	610	CLA	CHC-C1C	3.38	1.43	1.35
30	3	601	CHL	O2D-CGD	3.37	1.41	1.33
30	4	605	CHL	O2A-CGA	3.37	1.42	1.30
30	Y	608	CHL	O2D-CGD	3.37	1.41	1.33
30	6	609	CHL	O2D-CGD	3.37	1.41	1.33
31	s	610	CLA	CHC-C1C	3.37	1.43	1.35
31	1	604	CLA	CHC-C1C	3.37	1.43	1.35
31	g	610	CLA	CHC-C1C	3.37	1.43	1.35
30	15	608	CHL	C3B-C2B	-3.37	1.35	1.40
30	12	608	CHL	C3B-C2B	-3.37	1.35	1.40
30	g	601	CHL	C3B-C2B	-3.37	1.35	1.40
30	2	609	CHL	O2D-CGD	3.37	1.41	1.33
31	G	610	CLA	CHC-C1C	3.37	1.43	1.35
30	5	606	CHL	O2A-CGA	3.37	1.42	1.30
31	r	603	CLA	CHC-C1C	3.37	1.43	1.35
30	N	608	CHL	C3B-C2B	-3.37	1.35	1.40
30	12	605	CHL	O2A-CGA	3.37	1.42	1.30
30	11	601	CHL	C3B-C2B	-3.36	1.35	1.40
30	16	605	CHL	O2D-CGD	3.36	1.41	1.33
31	G	602	CLA	CHC-C1C	3.36	1.43	1.35
30	16	608	CHL	O2D-CGD	3.36	1.41	1.33

Continued on next page...

Continued from previous page...

Mol	Chain	Res	Type	Atoms	Z	Observed(Å)	Ideal(Å)
30	5	605	CHL	O2A-CGA	3.36	1.42	1.30
30	6	601	CHL	O2D-CGD	3.36	1.41	1.33
30	4	601	CHL	O2D-CGD	3.36	1.41	1.33
30	s	607	CHL	O2D-CGD	3.36	1.41	1.33
30	Y	607	CHL	O2D-CGD	3.36	1.41	1.33
30	G	609	CHL	O2D-CGD	3.36	1.41	1.33
30	y	606	CHL	O2D-CGD	3.36	1.41	1.33
30	1	601	CHL	O2D-CGD	3.36	1.41	1.33
30	y	605	CHL	C3B-C2B	-3.36	1.35	1.40
31	b	612	CLA	CHC-C1C	3.36	1.43	1.35
30	2	605	CHL	O2A-CGA	3.36	1.42	1.30
30	15	605	CHL	O2A-CGA	3.36	1.42	1.30
30	4	607	CHL	C3B-C2B	-3.36	1.35	1.40
30	11	601	CHL	O2D-CGD	3.35	1.41	1.33
30	13	607	CHL	C3B-C2B	-3.35	1.35	1.40
31	16	610	CLA	CHC-C1C	3.35	1.43	1.35
30	s	607	CHL	C3B-C2B	-3.35	1.35	1.40
31	C	508	CLA	CHC-C1C	3.35	1.43	1.35
30	13	608	CHL	O2D-CGD	3.35	1.41	1.33
30	1	605	CHL	O2A-CGA	3.35	1.42	1.30
30	y	607	CHL	O2D-CGD	3.35	1.41	1.33
30	5	608	CHL	C3B-C2B	-3.35	1.35	1.40
32	Y	618	LHG	P-O3	3.35	1.72	1.59
30	y	601	CHL	O2D-CGD	3.35	1.41	1.33
31	B	612	CLA	CHC-C1C	3.35	1.43	1.35
30	2	606	CHL	O2A-CGA	3.35	1.42	1.30
31	13	604	CLA	C3B-C2B	-3.35	1.35	1.40
31	R	602	CLA	CHC-C1C	3.34	1.43	1.35
30	S	601	CHL	O2A-CGA	3.34	1.42	1.30
30	6	607	CHL	O2D-CGD	3.34	1.41	1.33
30	R	606	CHL	O2D-CGD	3.34	1.41	1.33
30	13	605	CHL	O2D-CGD	3.34	1.41	1.33
30	1	608	CHL	C3B-C2B	-3.34	1.35	1.40
30	G	601	CHL	C3B-C2B	-3.34	1.35	1.40
30	3	607	CHL	O2D-CGD	3.34	1.41	1.33
31	b	611	CLA	CHC-C1C	3.34	1.43	1.35
30	y	608	CHL	O2D-CGD	3.34	1.41	1.33
31	B	609	CLA	C3B-C2B	-3.34	1.35	1.40
30	G	605	CHL	C3B-C2B	-3.34	1.35	1.40
31	3	602	CLA	CHC-C1C	3.33	1.43	1.35
31	B	605	CLA	C3B-C2B	-3.33	1.35	1.40
31	12	602	CLA	CHC-C1C	3.33	1.43	1.35

Continued on next page...

Continued from previous page...

Mol	Chain	Res	Type	Atoms	Z	Observed(Å)	Ideal(Å)
30	11	607	CHL	O2A-CGA	3.33	1.41	1.30
30	n	607	CHL	O2D-CGD	3.33	1.41	1.33
30	5	601	CHL	C3B-C2B	-3.33	1.35	1.40
30	11	609	CHL	C3B-C2B	-3.33	1.35	1.40
30	16	607	CHL	O2D-CGD	3.33	1.41	1.33
31	C	503	CLA	C3B-C2B	-3.33	1.35	1.40
31	6	615	CLA	CHC-C1C	3.33	1.43	1.35
30	14	601	CHL	O2D-CGD	3.33	1.41	1.33
30	G	608	CHL	C3B-C2B	-3.33	1.35	1.40
31	s	602	CLA	CHC-C1C	3.33	1.43	1.35
31	2	610	CLA	CHC-C1C	3.33	1.43	1.35
30	s	606	CHL	C3B-C2B	-3.33	1.35	1.40
30	s	601	CHL	O2A-CGA	3.33	1.41	1.30
31	5	610	CLA	CHC-C1C	3.33	1.43	1.35
31	Y	615	CLA	CHC-C1C	3.33	1.43	1.35
31	N	604	CLA	C3B-C2B	-3.32	1.35	1.40
31	b	605	CLA	C3B-C2B	-3.32	1.35	1.40
30	S	607	CHL	C3B-C2B	-3.32	1.35	1.40
31	d	404	CLA	CHC-C1C	3.32	1.43	1.35
30	N	607	CHL	O2D-CGD	3.32	1.41	1.33
30	y	608	CHL	C3B-C2B	-3.32	1.35	1.40
32	y	618	LHG	P-O3	3.32	1.72	1.59
31	b	609	CLA	C3B-C2B	-3.32	1.35	1.40
31	4	604	CLA	CHC-C1C	3.32	1.43	1.35
31	15	609	CLA	CHC-C1C	3.32	1.43	1.35
30	16	601	CHL	C3B-C2B	-3.32	1.35	1.40
31	B	611	CLA	CHC-C1C	3.32	1.43	1.35
31	R	609	CLA	CHC-C1C	3.32	1.43	1.35
30	N	608	CHL	O2D-CGD	3.32	1.41	1.33
31	13	610	CLA	CHC-C1C	3.32	1.43	1.35
31	15	613	CLA	CHC-C1C	3.32	1.43	1.35
31	R	608	CLA	CHC-C1C	3.32	1.43	1.35
30	13	607	CHL	O2D-CGD	3.31	1.41	1.33
31	n	602	CLA	CHC-C1C	3.31	1.43	1.35
31	16	604	CLA	C3B-C2B	-3.31	1.35	1.40
30	5	605	CHL	C3B-C2B	-3.31	1.35	1.40
30	S	601	CHL	C3B-C2B	-3.31	1.35	1.40
31	2	604	CLA	CHC-C1C	3.31	1.43	1.35
31	Y	602	CLA	CHC-C1C	3.31	1.43	1.35
31	n	610	CLA	CHC-C1C	3.31	1.43	1.35
32	R	621	LHG	P-O3	3.31	1.72	1.59
30	r	606	CHL	O2D-CGD	3.31	1.41	1.33

Continued on next page...

Continued from previous page...

Mol	Chain	Res	Type	Atoms	Z	Observed(Å)	Ideal(Å)
31	g	602	CLA	CHC-C1C	3.31	1.43	1.35
31	r	609	CLA	CHC-C1C	3.31	1.43	1.35
30	4	605	CHL	C3B-C2B	-3.30	1.35	1.40
31	n	604	CLA	C3B-C2B	-3.30	1.35	1.40
31	r	608	CLA	CHC-C1C	3.30	1.43	1.35
30	R	607	CHL	O2D-CGD	3.30	1.41	1.33
31	3	615	CLA	CHC-C1C	3.30	1.43	1.35
31	n	615	CLA	CHC-C1C	3.30	1.43	1.35
31	y	602	CLA	CHC-C1C	3.30	1.43	1.35
31	b	611	CLA	C3B-C2B	-3.30	1.35	1.40
31	s	604	CLA	C3B-C2B	-3.30	1.35	1.40
30	n	609	CHL	O2D-CGD	3.30	1.41	1.33
30	3	605	CHL	O2D-CGD	3.30	1.41	1.33
30	Y	605	CHL	O2D-CGD	3.30	1.41	1.33
30	16	607	CHL	C3B-C2B	-3.30	1.35	1.40
31	4	613	CLA	CHC-C1C	3.30	1.43	1.35
31	C	510	CLA	CHC-C1C	3.30	1.43	1.35
30	6	605	CHL	O2D-CGD	3.30	1.41	1.33
31	N	615	CLA	CHC-C1C	3.30	1.43	1.35
31	n	613	CLA	MG-NC	3.30	2.14	2.06
30	y	607	CHL	C3B-C2B	-3.30	1.35	1.40
31	5	604	CLA	CHC-C1C	3.30	1.43	1.35
31	14	602	CLA	CHC-C1C	3.30	1.43	1.35
30	14	609	CHL	C3B-C2B	-3.30	1.35	1.40
30	N	609	CHL	O2D-CGD	3.30	1.41	1.33
31	R	602	CLA	C3B-C2B	-3.29	1.35	1.40
30	11	607	CHL	C3B-C2B	-3.29	1.35	1.40
30	1	607	CHL	C3B-C2B	-3.29	1.35	1.40
31	c	510	CLA	CHC-C1C	3.29	1.43	1.35
32	r	621	LHG	P-O3	3.29	1.72	1.59
31	N	610	CLA	C3B-C2B	-3.29	1.35	1.40
31	2	611	CLA	CHC-C1C	3.29	1.43	1.35
30	N	605	CHL	O2D-CGD	3.29	1.41	1.33
31	S	604	CLA	C3B-C2B	-3.29	1.35	1.40
31	b	603	CLA	C3B-C2B	-3.29	1.35	1.40
31	6	602	CLA	CHC-C1C	3.29	1.43	1.35
30	n	608	CHL	C3B-C2B	-3.29	1.35	1.40
30	1	605	CHL	C3B-C2B	-3.29	1.35	1.40
31	6	604	CLA	C3B-C2B	-3.29	1.35	1.40
31	c	503	CLA	C3B-C2B	-3.29	1.35	1.40
31	r	609	CLA	C3B-C2B	-3.29	1.35	1.40
31	15	602	CLA	CHC-C1C	3.29	1.43	1.35

Continued on next page...

Continued from previous page...

Mol	Chain	Res	Type	Atoms	Z	Observed(Å)	Ideal(Å)
31	N	602	CLA	CHC-C1C	3.29	1.43	1.35
30	14	607	CHL	C3B-C2B	-3.28	1.35	1.40
31	B	611	CLA	C3B-C2B	-3.28	1.35	1.40
32	d	413	LHG	P-O3	3.28	1.72	1.59
30	15	607	CHL	C3B-C2B	-3.28	1.35	1.40
30	Y	608	CHL	C3B-C2B	-3.28	1.35	1.40
31	y	615	CLA	CHC-C1C	3.28	1.43	1.35
32	D	412	LHG	P-O3	3.28	1.72	1.59
31	r	601	CLA	CHC-C1C	3.28	1.43	1.35
31	r	612	CLA	CHC-C1C	3.28	1.43	1.35
31	B	614	CLA	CHC-C1C	3.28	1.43	1.35
30	2	605	CHL	C3B-C2B	-3.28	1.35	1.40
31	2	603	CLA	CHC-C1C	3.28	1.43	1.35
31	C	512	CLA	CHC-C1C	3.28	1.43	1.35
31	Y	610	CLA	C3B-C2B	-3.28	1.35	1.40
30	n	605	CHL	O2D-CGD	3.28	1.41	1.33
31	11	604	CLA	CHC-C1C	3.28	1.43	1.35
31	r	604	CLA	CHC-C1C	3.28	1.43	1.35
31	C	514	CLA	CHC-C1C	3.28	1.43	1.35
30	r	607	CHL	O2D-CGD	3.28	1.41	1.33
31	b	615	CLA	C3B-C2B	-3.28	1.35	1.40
31	16	602	CLA	CHC-C1C	3.28	1.43	1.35
31	C	511	CLA	CHC-C1C	3.28	1.43	1.35
31	B	602	CLA	CHC-C1C	3.28	1.43	1.35
31	1	613	CLA	CHC-C1C	3.27	1.43	1.35
31	b	614	CLA	CHC-C1C	3.27	1.43	1.35
30	14	608	CHL	C3B-C2B	-3.27	1.35	1.40
31	3	604	CLA	C3B-C2B	-3.27	1.35	1.40
30	14	606	CHL	C3B-C2B	-3.27	1.35	1.40
31	y	610	CLA	C3B-C2B	-3.27	1.35	1.40
31	y	612	CLA	C3B-C2B	-3.27	1.35	1.40
31	R	601	CLA	CHC-C1C	3.27	1.43	1.35
31	15	612	CLA	CHC-C1C	3.27	1.43	1.35
31	b	602	CLA	CHC-C1C	3.27	1.43	1.35
31	c	512	CLA	CHC-C1C	3.27	1.43	1.35
31	2	613	CLA	CHC-C1C	3.27	1.43	1.35
30	y	605	CHL	O2D-CGD	3.27	1.41	1.33
31	c	506	CLA	C3B-C2B	-3.27	1.35	1.40
31	b	608	CLA	CHC-C1C	3.27	1.43	1.35
30	12	605	CHL	C3B-C2B	-3.27	1.35	1.40
31	G	610	CLA	C3B-C2B	-3.27	1.35	1.40
31	14	613	CLA	CHC-C1C	3.27	1.43	1.35

Continued on next page...

Continued from previous page...

Mol	Chain	Res	Type	Atoms	Z	Observed(Å)	Ideal(Å)
31	d	402	CLA	CHC-C1C	3.27	1.43	1.35
31	3	604	CLA	CHC-C1C	3.27	1.43	1.35
31	11	602	CLA	CHC-C1C	3.27	1.43	1.35
31	C	509	CLA	CHC-C1C	3.27	1.43	1.35
31	a	404	CLA	CHC-C1C	3.27	1.43	1.35
31	s	612	CLA	C3B-C2B	-3.27	1.35	1.40
31	A	402	CLA	CHC-C1C	3.27	1.43	1.35
31	S	610	CLA	CHC-C1C	3.27	1.43	1.35
31	c	509	CLA	CHC-C1C	3.27	1.43	1.35
31	g	610	CLA	C3B-C2B	-3.27	1.35	1.40
31	g	613	CLA	CHC-C1C	3.27	1.43	1.35
31	Y	612	CLA	C3B-C2B	-3.26	1.35	1.40
31	R	604	CLA	CHC-C1C	3.26	1.43	1.35
31	r	603	CLA	C3B-C2B	-3.26	1.35	1.40
31	G	613	CLA	CHC-C1C	3.26	1.43	1.35
31	S	602	CLA	CHC-C1C	3.26	1.43	1.35
31	A	403	CLA	CHC-C1C	3.26	1.43	1.35
31	c	514	CLA	CHC-C1C	3.26	1.43	1.35
31	c	502	CLA	CHC-C1C	3.26	1.43	1.35
31	B	606	CLA	CHC-C1C	3.26	1.43	1.35
31	N	613	CLA	C3B-C2B	-3.26	1.35	1.40
31	n	603	CLA	C3B-C2B	-3.26	1.35	1.40
31	5	613	CLA	CHC-C1C	3.26	1.43	1.35
31	11	611	CLA	CHC-C1C	3.26	1.43	1.35
31	C	506	CLA	C3B-C2B	-3.26	1.35	1.40
31	b	606	CLA	CHC-C1C	3.25	1.43	1.35
31	4	602	CLA	CHC-C1C	3.25	1.43	1.35
31	13	602	CLA	CHC-C1C	3.25	1.43	1.35
31	11	614	CLA	CHC-C1C	3.25	1.43	1.35
31	c	507	CLA	C3B-C2B	-3.25	1.35	1.40
31	R	610	CLA	C3B-C2B	-3.25	1.35	1.40
31	S	605	CLA	CHC-C1C	3.25	1.43	1.35
31	11	613	CLA	CHC-C1C	3.25	1.43	1.35
31	s	611	CLA	CHC-C1C	3.25	1.43	1.35
31	14	614	CLA	CHC-C1C	3.25	1.43	1.35
31	s	605	CLA	CHC-C1C	3.25	1.43	1.35
31	y	613	CLA	CHC-C1C	3.25	1.43	1.35
31	A	406	CLA	CHC-C1C	3.25	1.43	1.35
31	b	604	CLA	C3B-C2B	-3.25	1.35	1.40
31	y	614	CLA	C3B-C2B	-3.25	1.35	1.40
31	C	502	CLA	CHC-C1C	3.25	1.43	1.35
31	r	610	CLA	CHC-C1C	3.25	1.43	1.35

Continued on next page...

Continued from previous page...

Mol	Chain	Res	Type	Atoms	Z	Observed(Å)	Ideal(Å)
31	S	613	CLA	CHC-C1C	3.25	1.43	1.35
31	g	604	CLA	C3B-C2B	-3.25	1.35	1.40
31	r	602	CLA	CHC-C1C	3.25	1.43	1.35
31	R	611	CLA	CHC-C1C	3.25	1.43	1.35
31	n	611	CLA	CHC-C1C	3.24	1.43	1.35
31	Y	613	CLA	CHC-C1C	3.24	1.43	1.35
31	s	604	CLA	CHC-C1C	3.24	1.43	1.35
30	g	601	CHL	O2D-CGD	3.24	1.41	1.33
31	B	604	CLA	C3B-C2B	-3.24	1.35	1.40
31	1	602	CLA	CHC-C1C	3.24	1.43	1.35
31	c	511	CLA	CHC-C1C	3.24	1.43	1.35
30	G	601	CHL	O2D-CGD	3.24	1.41	1.33
31	a	403	CLA	CHC-C1C	3.24	1.43	1.35
30	11	606	CHL	C3B-C2B	-3.24	1.35	1.40
31	b	608	CLA	C3B-C2B	-3.24	1.35	1.40
31	12	612	CLA	CHC-C1C	3.24	1.43	1.35
31	16	615	CLA	CHC-C1C	3.24	1.43	1.35
30	y	609	CHL	O2D-CGD	3.24	1.41	1.33
31	4	610	CLA	CHC-C1C	3.24	1.43	1.35
31	6	604	CLA	CHC-C1C	3.24	1.43	1.35
31	16	611	CLA	CHC-C1C	3.24	1.43	1.35
31	14	611	CLA	CHC-C1C	3.24	1.43	1.35
31	A	404	CLA	CHC-C1C	3.24	1.43	1.35
31	3	610	CLA	CHC-C1C	3.24	1.43	1.35
31	n	604	CLA	CHC-C1C	3.24	1.43	1.35
31	B	608	CLA	C3B-C2B	-3.24	1.35	1.40
31	S	609	CLA	CHC-C1C	3.24	1.43	1.35
30	Y	607	CHL	C3B-C2B	-3.24	1.35	1.40
31	12	609	CLA	CHC-C1C	3.23	1.43	1.35
31	g	614	CLA	CHC-C1C	3.23	1.43	1.35
31	C	504	CLA	CHC-C1C	3.23	1.43	1.35
31	5	603	CLA	CHC-C1C	3.23	1.43	1.35
30	Y	609	CHL	O2D-CGD	3.23	1.41	1.33
31	B	615	CLA	C3B-C2B	-3.23	1.35	1.40
30	13	606	CHL	C3B-C2B	-3.23	1.35	1.40
31	3	614	CLA	CHC-C1C	3.23	1.43	1.35
31	G	614	CLA	CHC-C1C	3.23	1.43	1.35
31	3	612	CLA	C3B-C2B	-3.23	1.35	1.40
31	R	609	CLA	C3B-C2B	-3.23	1.35	1.40
31	Y	602	CLA	C3B-C2B	-3.23	1.35	1.40
31	a	407	CLA	CHC-C1C	3.23	1.43	1.35
31	4	614	CLA	CHC-C1C	3.23	1.43	1.35

Continued on next page...

Continued from previous page...

Mol	Chain	Res	Type	Atoms	Z	Observed(Å)	Ideal(Å)
31	Y	603	CLA	CHC-C1C	3.23	1.43	1.35
31	B	604	CLA	CHC-C1C	3.22	1.43	1.35
31	c	505	CLA	CHC-C1C	3.22	1.43	1.35
31	1	614	CLA	CHC-C1C	3.22	1.43	1.35
31	N	611	CLA	CHC-C1C	3.22	1.43	1.35
31	4	611	CLA	CHC-C1C	3.22	1.43	1.35
31	16	613	CLA	C3B-C2B	-3.22	1.35	1.40
31	16	615	CLA	C3B-C2B	-3.22	1.35	1.40
31	c	508	CLA	CHC-C1C	3.22	1.43	1.35
31	s	615	CLA	CHC-C1C	3.22	1.43	1.35
31	y	603	CLA	CHC-C1C	3.22	1.43	1.35
31	13	613	CLA	C3B-C2B	-3.22	1.35	1.40
31	12	604	CLA	CHC-C1C	3.22	1.43	1.35
31	S	604	CLA	CHC-C1C	3.22	1.43	1.35
31	2	612	CLA	CHC-C1C	3.22	1.43	1.35
31	B	608	CLA	CHC-C1C	3.22	1.43	1.35
31	y	604	CLA	CHC-C1C	3.22	1.43	1.35
31	5	602	CLA	CHC-C1C	3.22	1.43	1.35
31	s	614	CLA	CHC-C1C	3.22	1.43	1.35
31	g	603	CLA	C3B-C2B	-3.22	1.35	1.40
31	C	505	CLA	CHC-C1C	3.22	1.43	1.35
32	Y	617	LHG	P-O3	3.22	1.72	1.59
31	N	604	CLA	CHC-C1C	3.21	1.43	1.35
31	c	504	CLA	CHC-C1C	3.21	1.43	1.35
31	2	602	CLA	CHC-C1C	3.21	1.43	1.35
31	14	603	CLA	CHC-C1C	3.21	1.43	1.35
31	Y	614	CLA	C3B-C2B	-3.21	1.35	1.40
31	6	610	CLA	CHC-C1C	3.21	1.43	1.35
31	4	603	CLA	CHC-C1C	3.21	1.43	1.35
31	6	612	CLA	C3B-C2B	-3.21	1.35	1.40
31	C	507	CLA	C3B-C2B	-3.21	1.35	1.40
31	b	605	CLA	CHC-C1C	3.21	1.43	1.35
32	r	619	LHG	P-O3	3.21	1.72	1.59
30	12	601	CHL	C3B-C2B	-3.21	1.35	1.40
32	16	616	LHG	P-O3	3.21	1.72	1.59
31	3	613	CLA	CHC-C1C	3.21	1.43	1.35
31	b	603	CLA	CHC-C1C	3.21	1.43	1.35
30	15	601	CHL	C3B-C2B	-3.21	1.35	1.40
31	4	612	CLA	C3B-C2B	-3.21	1.35	1.40
31	1	611	CLA	CHC-C1C	3.21	1.43	1.35
32	3	617	LHG	P-O3	3.21	1.72	1.59
31	Y	611	CLA	C3B-C2B	-3.21	1.35	1.40

Continued on next page...

Continued from previous page...

Mol	Chain	Res	Type	Atoms	Z	Observed(Å)	Ideal(Å)
31	y	611	CLA	C3B-C2B	-3.21	1.35	1.40
31	15	604	CLA	CHC-C1C	3.21	1.43	1.35
31	b	607	CLA	C3B-C2B	-3.21	1.35	1.40
31	s	613	CLA	CHC-C1C	3.21	1.43	1.35
30	3	606	CHL	C3B-C2B	-3.21	1.35	1.40
30	6	606	CHL	C3B-C2B	-3.21	1.35	1.40
30	16	606	CHL	C3B-C2B	-3.21	1.35	1.40
31	N	613	CLA	CHC-C1C	3.20	1.43	1.35
31	11	603	CLA	CHC-C1C	3.20	1.43	1.35
31	15	611	CLA	CHC-C1C	3.20	1.43	1.35
31	s	609	CLA	CHC-C1C	3.20	1.43	1.35
31	g	611	CLA	C3B-C2B	-3.20	1.35	1.40
31	14	604	CLA	CHC-C1C	3.20	1.43	1.35
31	S	615	CLA	CHC-C1C	3.20	1.43	1.35
31	13	604	CLA	CHC-C1C	3.20	1.43	1.35
31	16	604	CLA	CHC-C1C	3.20	1.43	1.35
32	y	617	LHG	P-O3	3.20	1.72	1.59
32	c	521	LHG	P-O3	3.20	1.72	1.59
30	12	607	CHL	C3B-C2B	-3.20	1.35	1.40
31	B	603	CLA	C3B-C2B	-3.20	1.35	1.40
31	12	613	CLA	CHC-C1C	3.20	1.43	1.35
31	B	603	CLA	CHC-C1C	3.20	1.43	1.35
31	G	604	CLA	C3B-C2B	-3.20	1.35	1.40
31	d	405	CLA	CHC-C1C	3.20	1.43	1.35
31	12	611	CLA	CHC-C1C	3.20	1.43	1.35
31	Y	604	CLA	CHC-C1C	3.20	1.43	1.35
31	R	613	CLA	CHC-C1C	3.20	1.43	1.35
31	G	604	CLA	CHC-C1C	3.20	1.43	1.35
31	R	612	CLA	C3B-C2B	-3.20	1.35	1.40
31	5	611	CLA	CHC-C1C	3.20	1.43	1.35
31	B	605	CLA	CHC-C1C	3.20	1.43	1.35
31	D	405	CLA	CHC-C1C	3.20	1.43	1.35
31	S	611	CLA	CHC-C1C	3.20	1.43	1.35
31	g	604	CLA	CHC-C1C	3.19	1.43	1.35
30	15	605	CHL	C3B-C2B	-3.19	1.35	1.40
31	b	602	CLA	C3B-C2B	-3.19	1.35	1.40
31	y	602	CLA	C3B-C2B	-3.19	1.35	1.40
31	S	611	CLA	C3B-C2B	-3.19	1.35	1.40
31	c	514	CLA	C3B-C2B	-3.19	1.35	1.40
31	A	403	CLA	C3B-C2B	-3.19	1.35	1.40
31	6	614	CLA	CHC-C1C	3.19	1.43	1.35
31	g	612	CLA	C3B-C2B	-3.19	1.35	1.40

Continued on next page...

Continued from previous page...

Mol	Chain	Res	Type	Atoms	Z	Observed(Å)	Ideal(Å)
31	S	614	CLA	CHC-C1C	3.19	1.43	1.35
31	N	603	CLA	CHC-C1C	3.19	1.43	1.35
31	B	613	CLA	CHC-C1C	3.19	1.43	1.35
31	b	613	CLA	CHC-C1C	3.19	1.43	1.35
31	N	612	CLA	CHC-C1C	3.19	1.43	1.35
31	r	610	CLA	C3B-C2B	-3.19	1.35	1.40
31	S	612	CLA	MG-NC	3.19	2.13	2.06
31	R	603	CLA	CHC-C1C	3.19	1.43	1.35
31	R	610	CLA	CHC-C1C	3.18	1.43	1.35
30	2	601	CHL	C3B-C2B	-3.18	1.36	1.40
31	13	612	CLA	C3B-C2B	-3.18	1.36	1.40
31	n	612	CLA	CHC-C1C	3.18	1.43	1.35
31	B	616	CLA	CHC-C1C	3.18	1.43	1.35
31	13	611	CLA	CHC-C1C	3.18	1.43	1.35
31	b	609	CLA	CHC-C1C	3.18	1.43	1.35
31	5	612	CLA	CHC-C1C	3.18	1.43	1.35
31	13	603	CLA	CHC-C1C	3.18	1.43	1.35
31	g	603	CLA	CHC-C1C	3.18	1.43	1.35
31	B	607	CLA	C3B-C2B	-3.18	1.36	1.40
31	15	603	CLA	CHC-C1C	3.18	1.43	1.35
31	B	610	CLA	C3B-C2B	-3.18	1.36	1.40
31	C	514	CLA	C3B-C2B	-3.18	1.36	1.40
31	c	504	CLA	C3B-C2B	-3.18	1.36	1.40
31	n	602	CLA	C3B-C2B	-3.18	1.36	1.40
31	G	611	CLA	CHC-C1C	3.18	1.43	1.35
31	r	611	CLA	CHC-C1C	3.18	1.43	1.35
31	14	612	CLA	CHC-C1C	3.18	1.43	1.35
31	c	507	CLA	CHC-C1C	3.18	1.43	1.35
31	R	612	CLA	CHC-C1C	3.18	1.43	1.35
31	r	613	CLA	CHC-C1C	3.17	1.43	1.35
31	A	402	CLA	C3B-C2B	-3.17	1.36	1.40
31	G	603	CLA	CHC-C1C	3.17	1.43	1.35
31	6	613	CLA	CHC-C1C	3.17	1.43	1.35
31	16	612	CLA	CHC-C1C	3.17	1.43	1.35
31	c	508	CLA	C3B-C2B	-3.17	1.36	1.40
31	3	612	CLA	CHC-C1C	3.17	1.43	1.35
31	n	603	CLA	CHC-C1C	3.17	1.43	1.35
31	s	611	CLA	C3B-C2B	-3.17	1.36	1.40
31	b	612	CLA	C3B-C2B	-3.17	1.36	1.40
31	15	610	CLA	CHC-C1C	3.17	1.43	1.35
31	G	612	CLA	C3B-C2B	-3.17	1.36	1.40
31	b	610	CLA	C3B-C2B	-3.17	1.36	1.40

Continued on next page...

Continued from previous page...

Mol	Chain	Res	Type	Atoms	Z	Observed(Å)	Ideal(Å)
31	3	603	CLA	CHC-C1C	3.16	1.43	1.35
31	b	604	CLA	CHC-C1C	3.16	1.43	1.35
31	N	614	CLA	CHC-C1C	3.16	1.43	1.35
31	c	512	CLA	C3B-C2B	-3.16	1.36	1.40
31	12	610	CLA	CHC-C1C	3.16	1.43	1.35
31	s	612	CLA	CHC-C1C	3.16	1.43	1.35
31	1	612	CLA	CHC-C1C	3.16	1.43	1.35
31	y	611	CLA	CHC-C1C	3.16	1.43	1.35
31	B	602	CLA	C3B-C2B	-3.16	1.36	1.40
31	1	603	CLA	CHC-C1C	3.16	1.43	1.35
31	b	616	CLA	CHC-C1C	3.16	1.43	1.35
31	d	402	CLA	C3B-C2B	-3.16	1.36	1.40
30	11	606	CHL	MG-NA	3.16	2.13	2.06
31	12	603	CLA	CHC-C1C	3.16	1.43	1.35
32	D	412	LHG	P-O6	3.16	1.72	1.59
30	2	609	CHL	MG-NA	3.16	2.13	2.06
31	2	604	CLA	C3B-C2B	-3.16	1.36	1.40
31	6	602	CLA	C3B-C2B	-3.16	1.36	1.40
31	b	601	CLA	CHC-C1C	3.16	1.43	1.35
31	G	612	CLA	CHC-C1C	3.16	1.43	1.35
31	6	613	CLA	C3B-C2B	-3.16	1.36	1.40
32	14	615	LHG	P-O3	3.15	1.72	1.59
31	11	612	CLA	CHC-C1C	3.15	1.43	1.35
31	S	614	CLA	C3B-C2B	-3.15	1.36	1.40
32	d	413	LHG	P-O6	3.15	1.72	1.59
31	A	406	CLA	C3B-C2B	-3.15	1.36	1.40
31	G	611	CLA	C3B-C2B	-3.15	1.36	1.40
31	a	403	CLA	C3B-C2B	-3.15	1.36	1.40
32	R	619	LHG	P-O3	3.15	1.72	1.59
31	13	615	CLA	CHC-C1C	3.15	1.43	1.35
32	6	617	LHG	P-O3	3.15	1.72	1.59
31	B	609	CLA	CHC-C1C	3.15	1.43	1.35
31	y	614	CLA	CHC-C1C	3.15	1.43	1.35
31	g	602	CLA	C3B-C2B	-3.15	1.36	1.40
31	s	603	CLA	CHC-C1C	3.15	1.43	1.35
31	13	612	CLA	CHC-C1C	3.15	1.43	1.35
31	6	603	CLA	CHC-C1C	3.15	1.43	1.35
31	N	611	CLA	C3B-C2B	-3.15	1.36	1.40
31	N	612	CLA	C3B-C2B	-3.15	1.36	1.40
31	S	603	CLA	CHC-C1C	3.15	1.43	1.35
31	16	612	CLA	C3B-C2B	-3.14	1.36	1.40
31	13	614	CLA	CHC-C1C	3.14	1.43	1.35

Continued on next page...

Continued from previous page...

Mol	Chain	Res	Type	Atoms	Z	Observed(Å)	Ideal(Å)
30	n	608	CHL	O2D-CGD	3.14	1.40	1.33
30	5	609	CHL	MG-NA	3.14	2.13	2.06
30	13	609	CHL	MG-NA	3.14	2.13	2.06
30	11	608	CHL	C3B-C2B	-3.14	1.36	1.40
31	Y	614	CLA	CHC-C1C	3.14	1.43	1.35
32	C	521	LHG	P-O3	3.14	1.72	1.59
31	g	612	CLA	CHC-C1C	3.14	1.43	1.35
31	14	604	CLA	C3B-C2B	-3.13	1.36	1.40
31	G	603	CLA	C3B-C2B	-3.13	1.36	1.40
31	3	611	CLA	CHC-C1C	3.13	1.43	1.35
31	B	601	CLA	CHC-C1C	3.13	1.43	1.35
31	n	614	CLA	CHC-C1C	3.13	1.43	1.35
30	11	605	CHL	C3B-C2B	-3.13	1.36	1.40
31	6	612	CLA	CHC-C1C	3.13	1.43	1.35
31	B	615	CLA	CHC-C1C	3.13	1.43	1.35
31	B	607	CLA	CHC-C1C	3.13	1.43	1.35
31	14	611	CLA	C3B-C2B	-3.13	1.36	1.40
31	B	612	CLA	C3B-C2B	-3.13	1.36	1.40
31	R	604	CLA	C3B-C2B	-3.13	1.36	1.40
31	s	609	CLA	C3B-C2B	-3.13	1.36	1.40
31	s	614	CLA	C3B-C2B	-3.13	1.36	1.40
31	6	611	CLA	CHC-C1C	3.13	1.43	1.35
31	c	506	CLA	CHC-C1C	3.13	1.43	1.35
31	B	612	CLA	C1D-ND	-3.13	1.33	1.37
31	14	614	CLA	C3B-C2B	-3.13	1.36	1.40
30	1	609	CHL	MG-NA	3.13	2.13	2.06
31	1	603	CLA	C3B-C2B	-3.12	1.36	1.40
31	N	603	CLA	C3B-C2B	-3.12	1.36	1.40
31	b	607	CLA	CHC-C1C	3.12	1.43	1.35
31	G	602	CLA	C3B-C2B	-3.12	1.36	1.40
31	c	502	CLA	C3B-C2B	-3.12	1.36	1.40
31	s	602	CLA	C3B-C2B	-3.12	1.36	1.40
31	g	611	CLA	CHC-C1C	3.12	1.43	1.35
31	c	513	CLA	CHC-C1C	3.12	1.43	1.35
30	4	609	CHL	MG-NA	3.12	2.13	2.06
31	1	612	CLA	C3B-C2B	-3.12	1.36	1.40
31	b	615	CLA	CHC-C1C	3.12	1.43	1.35
32	13	616	LHG	P-O3	3.12	1.71	1.59
30	14	606	CHL	MG-NA	3.12	2.13	2.06
31	3	613	CLA	C3B-C2B	-3.12	1.36	1.40
31	16	603	CLA	CHC-C1C	3.12	1.43	1.35
31	14	612	CLA	C3B-C2B	-3.12	1.36	1.40

Continued on next page...

Continued from previous page...

Mol	Chain	Res	Type	Atoms	Z	Observed(Å)	Ideal(Å)
31	6	610	CLA	C3B-C2B	-3.12	1.36	1.40
31	C	512	CLA	C3B-C2B	-3.11	1.36	1.40
31	b	606	CLA	C3B-C2B	-3.11	1.36	1.40
31	11	611	CLA	C3B-C2B	-3.11	1.36	1.40
31	s	613	CLA	C3B-C2B	-3.11	1.36	1.40
31	y	603	CLA	C3B-C2B	-3.11	1.36	1.40
31	C	507	CLA	CHC-C1C	3.11	1.42	1.35
31	1	613	CLA	C3B-C2B	-3.11	1.36	1.40
31	C	513	CLA	CHC-C1C	3.11	1.42	1.35
31	S	612	CLA	CHC-C1C	3.11	1.42	1.35
31	16	614	CLA	CHC-C1C	3.11	1.42	1.35
31	S	613	CLA	C3B-C2B	-3.11	1.36	1.40
31	11	604	CLA	C3B-C2B	-3.11	1.36	1.40
31	C	504	CLA	C3B-C2B	-3.11	1.36	1.40
31	a	407	CLA	C3B-C2B	-3.11	1.36	1.40
31	Y	603	CLA	C3B-C2B	-3.11	1.36	1.40
31	r	614	CLA	CHC-C1C	3.11	1.42	1.35
31	16	613	CLA	CHC-C1C	3.11	1.42	1.35
32	c	521	LHG	P-O6	3.11	1.71	1.59
31	b	614	CLA	C3B-C2B	-3.10	1.36	1.40
32	a	401	LHG	P-O3	3.10	1.71	1.59
32	11	615	LHG	P-O3	3.10	1.71	1.59
31	4	602	CLA	C3B-C2B	-3.10	1.36	1.40
31	Y	615	CLA	C3B-C2B	-3.10	1.36	1.40
31	R	614	CLA	CHC-C1C	3.10	1.42	1.35
30	1	607	CHL	MG-NA	3.10	2.13	2.06
31	B	601	CLA	C3B-C2B	-3.10	1.36	1.40
31	B	606	CLA	C3B-C2B	-3.10	1.36	1.40
31	n	612	CLA	C3B-C2B	-3.10	1.36	1.40
32	y	617	LHG	P-O6	3.10	1.71	1.59
30	6	608	CHL	MG-NA	3.10	2.13	2.06
31	1	610	CLA	C3B-C2B	-3.10	1.36	1.40
31	D	404	CLA	CHC-C1C	3.10	1.42	1.35
31	15	604	CLA	C3B-C2B	-3.10	1.36	1.40
31	Y	611	CLA	CHC-C1C	3.10	1.42	1.35
31	b	610	CLA	CHC-C1C	3.10	1.42	1.35
32	A	415	LHG	P-O6	3.10	1.71	1.59
31	B	610	CLA	CHC-C1C	3.09	1.42	1.35
31	C	503	CLA	CHC-C1C	3.09	1.42	1.35
31	1	614	CLA	C3B-C2B	-3.09	1.36	1.40
31	5	604	CLA	C3B-C2B	-3.09	1.36	1.40
31	C	510	CLA	C3B-C2B	-3.09	1.36	1.40

Continued on next page...

Continued from previous page...

Mol	Chain	Res	Type	Atoms	Z	Observed(Å)	Ideal(Å)
31	c	505	CLA	C3B-C2B	-3.09	1.36	1.40
32	s	621	LHG	P-O3	3.09	1.71	1.59
31	S	609	CLA	C3B-C2B	-3.09	1.36	1.40
31	b	612	CLA	C1D-ND	-3.09	1.34	1.37
32	C	521	LHG	P-O6	3.09	1.71	1.59
30	3	608	CHL	MG-NA	3.09	2.13	2.06
31	15	611	CLA	C3B-C2B	-3.09	1.36	1.40
31	C	502	CLA	C3B-C2B	-3.09	1.36	1.40
32	y	617	LHG	O7-C7	3.08	1.43	1.34
31	11	614	CLA	C3B-C2B	-3.08	1.36	1.40
31	11	612	CLA	C3B-C2B	-3.08	1.36	1.40
31	Y	612	CLA	CHC-C1C	3.08	1.42	1.35
31	r	604	CLA	C3B-C2B	-3.08	1.36	1.40
31	3	602	CLA	C3B-C2B	-3.08	1.36	1.40
31	14	602	CLA	C3B-C2B	-3.08	1.36	1.40
31	A	404	CLA	C3B-C2B	-3.08	1.36	1.40
32	S	621	LHG	P-O3	3.08	1.71	1.59
31	13	613	CLA	CHC-C1C	3.08	1.42	1.35
31	r	613	CLA	C3B-C2B	-3.08	1.36	1.40
31	c	503	CLA	CHC-C1C	3.08	1.42	1.35
31	y	612	CLA	CHC-C1C	3.07	1.42	1.35
31	r	611	CLA	C3B-C2B	-3.07	1.36	1.40
31	n	611	CLA	C3B-C2B	-3.07	1.36	1.40
31	4	612	CLA	CHC-C1C	3.07	1.42	1.35
31	12	611	CLA	C3B-C2B	-3.07	1.36	1.40
31	13	611	CLA	C3B-C2B	-3.07	1.36	1.40
32	Y	617	LHG	P-O6	3.07	1.71	1.59
31	R	601	CLA	C3B-C2B	-3.07	1.36	1.40
32	6	616	LHG	P-O3	3.07	1.71	1.59
31	13	602	CLA	C3B-C2B	-3.07	1.36	1.40
32	R	619	LHG	O7-C7	3.07	1.43	1.34
31	4	611	CLA	C3B-C2B	-3.07	1.36	1.40
32	a	414	LHG	P-O6	3.07	1.71	1.59
31	D	405	CLA	C3B-C2B	-3.07	1.36	1.40
31	d	405	CLA	C3B-C2B	-3.07	1.36	1.40
31	5	612	CLA	C3B-C2B	-3.07	1.36	1.40
31	d	404	CLA	C3B-C2B	-3.07	1.36	1.40
31	r	601	CLA	C3B-C2B	-3.07	1.36	1.40
31	n	614	CLA	C3B-C2B	-3.06	1.36	1.40
31	S	602	CLA	C3B-C2B	-3.06	1.36	1.40
30	6	609	CHL	MG-NA	3.06	2.13	2.06
32	r	619	LHG	P-O6	3.06	1.71	1.59

Continued on next page...

Continued from previous page...

Mol	Chain	Res	Type	Atoms	Z	Observed(Å)	Ideal(Å)
31	3	614	CLA	C3B-C2B	-3.06	1.36	1.40
30	15	601	CHL	MG-NA	3.06	2.13	2.06
31	3	611	CLA	C3B-C2B	-3.06	1.36	1.40
30	y	608	CHL	MG-NA	3.06	2.13	2.06
30	G	601	CHL	MG-NA	3.06	2.13	2.06
31	4	614	CLA	C3B-C2B	-3.06	1.36	1.40
31	16	611	CLA	C3B-C2B	-3.06	1.36	1.40
32	4	615	LHG	P-O3	3.06	1.71	1.59
31	4	610	CLA	C3B-C2B	-3.06	1.36	1.40
32	a	414	LHG	P-O3	3.06	1.71	1.59
31	11	613	CLA	C3B-C2B	-3.06	1.36	1.40
31	R	611	CLA	C3B-C2B	-3.06	1.36	1.40
30	g	601	CHL	MG-NA	3.06	2.13	2.06
31	1	602	CLA	C3B-C2B	-3.06	1.36	1.40
30	3	609	CHL	MG-NA	3.06	2.13	2.06
31	S	615	CLA	C3B-C2B	-3.06	1.36	1.40
31	C	506	CLA	CHC-C1C	3.06	1.42	1.35
30	N	607	CHL	MG-NA	3.06	2.13	2.06
31	4	613	CLA	C3B-C2B	-3.06	1.36	1.40
31	15	602	CLA	C3B-C2B	-3.06	1.36	1.40
31	15	610	CLA	C3B-C2B	-3.06	1.36	1.40
31	6	611	CLA	C3B-C2B	-3.05	1.36	1.40
31	G	614	CLA	C3B-C2B	-3.05	1.36	1.40
31	y	615	CLA	C3B-C2B	-3.05	1.36	1.40
31	6	614	CLA	C3B-C2B	-3.05	1.36	1.40
31	B	614	CLA	C3B-C2B	-3.05	1.36	1.40
32	A	414	LHG	P-O6	3.05	1.71	1.59
31	12	603	CLA	C3B-C2B	-3.05	1.36	1.40
31	13	615	CLA	C3B-C2B	-3.05	1.36	1.40
30	13	607	CHL	MG-NA	3.05	2.13	2.06
31	G	613	CLA	C3B-C2B	-3.05	1.36	1.40
31	4	604	CLA	C3B-C2B	-3.05	1.36	1.40
30	4	608	CHL	MG-NA	3.05	2.13	2.06
31	R	614	CLA	C3B-C2B	-3.04	1.36	1.40
30	2	606	CHL	MG-NA	3.04	2.13	2.06
32	1	615	LHG	P-O3	3.04	1.71	1.59
30	n	601	CHL	MG-NA	3.04	2.13	2.06
30	Y	608	CHL	MG-NA	3.04	2.13	2.06
31	5	603	CLA	C3B-C2B	-3.04	1.36	1.40
30	12	601	CHL	MG-NA	3.04	2.13	2.06
30	G	609	CHL	MG-NA	3.04	2.13	2.06
31	c	510	CLA	C3B-C2B	-3.04	1.36	1.40

Continued on next page...

Continued from previous page...

Mol	Chain	Res	Type	Atoms	Z	Observed(Å)	Ideal(Å)
30	2	607	CHL	MG-NA	3.04	2.13	2.06
31	a	404	CLA	C3B-C2B	-3.04	1.36	1.40
30	1	608	CHL	MG-NA	3.04	2.13	2.06
31	4	603	CLA	C3B-C2B	-3.04	1.36	1.40
31	14	613	CLA	C3B-C2B	-3.04	1.36	1.40
32	Y	618	LHG	P-O6	3.04	1.71	1.59
30	3	605	CHL	MG-NA	3.04	2.13	2.06
30	4	607	CHL	MG-NA	3.04	2.13	2.06
30	12	608	CHL	MG-NA	3.03	2.13	2.06
31	g	613	CLA	C3B-C2B	-3.03	1.36	1.40
31	11	602	CLA	C3B-C2B	-3.03	1.36	1.40
32	r	621	LHG	C8-C7	3.03	1.59	1.50
31	r	614	CLA	C3B-C2B	-3.03	1.36	1.40
31	N	615	CLA	C3B-C2B	-3.03	1.36	1.40
30	g	609	CHL	MG-NA	3.03	2.13	2.06
31	C	505	CLA	C3B-C2B	-3.03	1.36	1.40
32	r	621	LHG	P-O6	3.03	1.71	1.59
31	16	614	CLA	C3B-C2B	-3.03	1.36	1.40
30	11	607	CHL	MG-NA	3.03	2.13	2.06
32	R	621	LHG	O7-C7	3.03	1.42	1.34
32	A	413	LHG	P-O3	3.03	1.71	1.59
30	16	609	CHL	MG-NA	3.02	2.13	2.06
30	s	606	CHL	MG-NA	3.02	2.13	2.06
32	a	401	LHG	P-O6	3.02	1.71	1.59
30	4	601	CHL	MG-NA	3.02	2.13	2.06
31	1	611	CLA	C3B-C2B	-3.02	1.36	1.40
31	2	610	CLA	C3B-C2B	-3.02	1.36	1.40
31	6	603	CLA	C3B-C2B	-3.02	1.36	1.40
30	6	605	CHL	MG-NA	3.02	2.13	2.06
30	2	608	CHL	MG-NA	3.02	2.13	2.06
30	n	607	CHL	MG-NA	3.02	2.13	2.06
30	N	601	CHL	MG-NA	3.02	2.13	2.06
32	A	414	LHG	P-O3	3.02	1.71	1.59
31	13	610	CLA	C3B-C2B	-3.02	1.36	1.40
30	r	607	CHL	MG-NA	3.02	2.13	2.06
30	14	605	CHL	MG-NA	3.02	2.13	2.06
32	r	621	LHG	O7-C7	3.02	1.42	1.34
32	A	411	LHG	O7-C7	3.02	1.42	1.34
30	g	605	CHL	O2A-CGA	3.02	1.42	1.33
30	g	605	CHL	MG-NA	3.02	2.13	2.06
32	G	615	LHG	O7-C7	3.02	1.42	1.34
31	13	603	CLA	C3B-C2B	-3.02	1.36	1.40

Continued on next page...

Continued from previous page...

Mol	Chain	Res	Type	Atoms	Z	Observed(Å)	Ideal(Å)
32	16	616	LHG	P-O6	3.02	1.71	1.59
32	14	615	LHG	O7-C7	3.02	1.42	1.34
31	1	610	CLA	CHC-C1C	3.02	1.42	1.35
31	12	604	CLA	C3B-C2B	-3.01	1.36	1.40
31	14	603	CLA	C3B-C2B	-3.01	1.36	1.40
30	14	608	CHL	MG-NA	3.01	2.13	2.06
31	s	603	CLA	C3B-C2B	-3.01	1.36	1.40
31	15	613	CLA	C3B-C2B	-3.01	1.36	1.40
30	g	606	CHL	O2A-CGA	3.01	1.42	1.33
30	16	607	CHL	MG-NA	3.01	2.13	2.06
32	y	618	LHG	P-O6	3.01	1.71	1.59
30	15	608	CHL	MG-NA	3.01	2.13	2.06
30	y	609	CHL	MG-NA	3.01	2.13	2.06
31	16	602	CLA	C3B-C2B	-3.01	1.36	1.40
30	15	608	CHL	O2A-CGA	3.01	1.42	1.33
30	S	608	CHL	O2A-CGA	3.01	1.42	1.33
32	Y	617	LHG	O7-C7	3.01	1.42	1.34
30	R	607	CHL	MG-NA	3.01	2.13	2.06
30	S	606	CHL	MG-NA	3.01	2.13	2.06
30	14	605	CHL	O2A-CGA	3.01	1.42	1.33
30	11	605	CHL	O2A-CGA	3.01	1.42	1.33
31	11	603	CLA	C3B-C2B	-3.01	1.36	1.40
32	a	401	LHG	O7-C7	3.01	1.42	1.34
30	5	608	CHL	MG-NA	3.01	2.13	2.06
32	a	414	LHG	O7-C7	3.01	1.42	1.34
30	s	607	CHL	MG-NA	3.01	2.13	2.06
30	g	608	CHL	MG-NA	3.00	2.13	2.06
30	6	605	CHL	O2A-CGA	3.00	1.42	1.33
32	11	615	LHG	O7-C7	3.00	1.42	1.34
32	13	616	LHG	P-O6	3.00	1.71	1.59
31	y	613	CLA	C3B-C2B	-3.00	1.36	1.40
32	16	616	LHG	O7-C7	3.00	1.42	1.34
31	13	614	CLA	C3B-C2B	-3.00	1.36	1.40
32	A	414	LHG	O7-C7	3.00	1.42	1.34
32	13	616	LHG	O7-C7	3.00	1.42	1.34
30	n	609	CHL	MG-NA	3.00	2.13	2.06
30	1	609	CHL	O2A-CGA	3.00	1.42	1.33
30	14	607	CHL	MG-NA	3.00	2.13	2.06
30	N	609	CHL	MG-NA	3.00	2.13	2.06
31	b	601	CLA	C3B-C2B	-3.00	1.36	1.40
30	5	601	CHL	MG-NA	3.00	2.13	2.06
32	S	621	LHG	O7-C7	3.00	1.42	1.34

Continued on next page...

Continued from previous page...

Mol	Chain	Res	Type	Atoms	Z	Observed(Å)	Ideal(Å)
30	11	601	CHL	MG-NA	3.00	2.13	2.06
31	R	613	CLA	C3B-C2B	-3.00	1.36	1.40
32	A	415	LHG	O7-C7	3.00	1.42	1.34
30	5	606	CHL	MG-NA	3.00	2.13	2.06
31	12	610	CLA	C3B-C2B	-3.00	1.36	1.40
31	S	605	CLA	C3B-C2B	-3.00	1.36	1.40
32	R	619	LHG	P-O6	3.00	1.71	1.59
31	15	609	CLA	C3B-C2B	-3.00	1.36	1.40
31	Y	613	CLA	C3B-C2B	-3.00	1.36	1.40
32	R	621	LHG	C8-C7	3.00	1.59	1.50
30	16	608	CHL	MG-NA	3.00	2.13	2.06
31	15	612	CLA	C3B-C2B	-3.00	1.36	1.40
32	s	621	LHG	O7-C7	2.99	1.42	1.34
30	12	607	CHL	O2A-CGA	2.99	1.42	1.33
30	4	609	CHL	O2A-CGA	2.99	1.42	1.33
30	12	608	CHL	O2A-CGA	2.99	1.42	1.33
30	2	609	CHL	O2A-CGA	2.99	1.42	1.33
31	n	615	CLA	C3B-C2B	-2.99	1.36	1.40
30	2	608	CHL	O2A-CGA	2.99	1.42	1.33
30	5	607	CHL	MG-NA	2.99	2.13	2.06
30	2	606	CHL	C3B-C2B	-2.99	1.36	1.40
31	2	603	CLA	C3B-C2B	-2.99	1.36	1.40
31	5	610	CLA	C3B-C2B	-2.99	1.36	1.40
32	3	616	LHG	P-O3	2.99	1.71	1.59
31	s	615	CLA	C3B-C2B	-2.99	1.36	1.40
30	g	607	CHL	O2A-CGA	2.99	1.42	1.33
30	G	606	CHL	MG-NA	2.99	2.13	2.06
30	13	601	CHL	MG-NA	2.99	2.13	2.06
30	S	607	CHL	MG-NA	2.99	2.13	2.06
30	s	601	CHL	MG-NA	2.99	2.13	2.06
32	4	615	LHG	O7-C7	2.99	1.42	1.34
30	14	609	CHL	MG-NA	2.98	2.13	2.06
32	s	617	LHG	O7-C7	2.98	1.42	1.34
30	12	601	CHL	O2A-CGA	2.98	1.42	1.33
32	1	615	LHG	O7-C7	2.98	1.42	1.34
32	S	617	LHG	O7-C7	2.98	1.42	1.34
30	G	608	CHL	MG-NA	2.98	2.13	2.06
30	11	609	CHL	MG-NA	2.98	2.13	2.06
30	G	605	CHL	O2A-CGA	2.98	1.42	1.33
30	11	609	CHL	O2A-CGA	2.98	1.42	1.33
30	n	605	CHL	MG-NA	2.98	2.13	2.06
30	4	607	CHL	O2A-CGA	2.98	1.42	1.33

Continued on next page...

Continued from previous page...

Mol	Chain	Res	Type	Atoms	Z	Observed(Å)	Ideal(Å)
30	11	608	CHL	O2A-CGA	2.98	1.42	1.33
30	1	608	CHL	O2A-CGA	2.98	1.42	1.33
30	13	609	CHL	O2A-CGA	2.98	1.42	1.33
32	1	615	LHG	P-O6	2.98	1.71	1.59
31	b	613	CLA	C3B-C2B	-2.98	1.36	1.40
30	14	608	CHL	O2A-CGA	2.98	1.42	1.33
30	s	608	CHL	MG-NA	2.98	2.13	2.06
31	s	605	CLA	C3B-C2B	-2.98	1.36	1.40
30	Y	607	CHL	O2A-CGA	2.98	1.42	1.33
30	16	609	CHL	O2A-CGA	2.98	1.42	1.33
32	c	521	LHG	O7-C7	2.98	1.42	1.34
31	2	613	CLA	C3B-C2B	-2.98	1.36	1.40
31	12	613	CLA	C3B-C2B	-2.98	1.36	1.40
31	C	513	CLA	C3B-C2B	-2.98	1.36	1.40
30	5	608	CHL	O2A-CGA	2.98	1.42	1.33
30	14	609	CHL	O2A-CGA	2.98	1.42	1.33
32	4	615	LHG	P-O6	2.98	1.71	1.59
31	g	614	CLA	C3B-C2B	-2.98	1.36	1.40
30	G	605	CHL	MG-NA	2.98	2.13	2.06
30	5	609	CHL	O2A-CGA	2.98	1.42	1.33
30	y	607	CHL	O2A-CGA	2.97	1.42	1.33
31	3	603	CLA	C3B-C2B	-2.97	1.36	1.40
30	1	601	CHL	MG-NA	2.97	2.13	2.06
30	4	608	CHL	O2A-CGA	2.97	1.42	1.33
32	r	619	LHG	O7-C7	2.97	1.42	1.34
30	1	607	CHL	O2A-CGA	2.97	1.42	1.33
30	13	601	CHL	O2A-CGA	2.97	1.42	1.33
31	N	614	CLA	C3B-C2B	-2.97	1.36	1.40
30	15	607	CHL	O2A-CGA	2.97	1.42	1.33
30	N	608	CHL	MG-NA	2.97	2.13	2.06
30	S	601	CHL	MG-NA	2.97	2.13	2.06
32	3	617	LHG	P-O6	2.97	1.71	1.59
31	5	611	CLA	C3B-C2B	-2.97	1.36	1.40
31	1	604	CLA	C3B-C2B	-2.97	1.36	1.40
30	16	601	CHL	O2A-CGA	2.97	1.42	1.33
30	N	601	CHL	O2A-CGA	2.97	1.42	1.33
31	N	602	CLA	C3B-C2B	-2.97	1.36	1.40
30	R	606	CHL	MG-NA	2.97	2.13	2.06
30	16	601	CHL	MG-NA	2.97	2.13	2.06
30	15	606	CHL	O2A-CGA	2.97	1.42	1.33
30	13	608	CHL	MG-NA	2.97	2.13	2.06
31	5	613	CLA	C3B-C2B	-2.97	1.36	1.40

Continued on next page...

Continued from previous page...

Mol	Chain	Res	Type	Atoms	Z	Observed(Å)	Ideal(Å)
30	14	601	CHL	MG-NA	2.97	2.13	2.06
31	12	612	CLA	C3B-C2B	-2.96	1.36	1.40
30	14	607	CHL	O2A-CGA	2.96	1.42	1.33
31	12	609	CLA	C3B-C2B	-2.96	1.36	1.40
32	A	415	LHG	P-O3	2.96	1.71	1.59
30	G	607	CHL	MG-NA	2.96	2.13	2.06
30	12	606	CHL	O2A-CGA	2.96	1.42	1.33
30	n	608	CHL	MG-NA	2.96	2.13	2.06
31	16	610	CLA	C3B-C2B	-2.96	1.36	1.40
31	S	603	CLA	C3B-C2B	-2.96	1.36	1.40
30	3	605	CHL	O2A-CGA	2.96	1.42	1.33
32	14	615	LHG	P-O6	2.96	1.71	1.59
30	s	608	CHL	O2A-CGA	2.96	1.42	1.33
30	15	606	CHL	MG-NA	2.96	2.13	2.06
30	y	607	CHL	MG-NA	2.96	2.13	2.06
32	d	413	LHG	O7-C7	2.95	1.42	1.34
32	D	412	LHG	O7-C7	2.95	1.42	1.34
30	N	609	CHL	O2A-CGA	2.95	1.42	1.33
30	n	606	CHL	MG-NA	2.95	2.13	2.06
30	5	606	CHL	C3B-C2B	-2.95	1.36	1.40
31	15	603	CLA	C3B-C2B	-2.95	1.36	1.40
31	B	613	CLA	C3B-C2B	-2.95	1.36	1.40
30	2	607	CHL	O2A-CGA	2.95	1.42	1.33
30	n	608	CHL	O2A-CGA	2.95	1.42	1.33
31	16	603	CLA	C3B-C2B	-2.95	1.36	1.40
32	a	413	LHG	P-O3	2.95	1.71	1.59
32	a	411	LHG	O7-C7	2.95	1.42	1.34
30	15	601	CHL	O2A-CGA	2.95	1.42	1.33
30	g	607	CHL	MG-NA	2.95	2.13	2.06
30	3	607	CHL	MG-NA	2.95	2.13	2.06
31	2	612	CLA	C3B-C2B	-2.95	1.36	1.40
30	13	607	CHL	O2A-CGA	2.95	1.41	1.33
30	6	606	CHL	MG-NA	2.95	2.13	2.06
32	s	617	LHG	P-O3	2.95	1.71	1.59
31	12	602	CLA	C3B-C2B	-2.95	1.36	1.40
30	r	606	CHL	MG-NA	2.95	2.13	2.06
31	c	513	CLA	C3B-C2B	-2.94	1.36	1.40
30	3	606	CHL	O2A-CGA	2.94	1.41	1.33
31	2	611	CLA	C3B-C2B	-2.94	1.36	1.40
31	3	610	CLA	C3B-C2B	-2.94	1.36	1.40
30	G	609	CHL	O2A-CGA	2.94	1.41	1.33
30	Y	605	CHL	O2A-CGA	2.94	1.41	1.33

Continued on next page...

Continued from previous page...

Mol	Chain	Res	Type	Atoms	Z	Observed(Å)	Ideal(Å)
30	11	601	CHL	O2A-CGA	2.94	1.41	1.33
32	S	617	LHG	P-O3	2.94	1.71	1.59
30	G	607	CHL	O2A-CGA	2.94	1.41	1.33
30	13	605	CHL	MG-NA	2.94	2.13	2.06
30	16	608	CHL	O2A-CGA	2.94	1.41	1.33
31	c	511	CLA	C3B-C2B	-2.94	1.36	1.40
32	C	521	LHG	O7-C7	2.94	1.42	1.34
30	g	609	CHL	O2A-CGA	2.94	1.41	1.33
32	n	616	LHG	O7-C7	2.94	1.42	1.34
30	6	601	CHL	MG-NA	2.94	2.13	2.06
30	y	605	CHL	MG-NA	2.94	2.13	2.06
30	r	607	CHL	O2A-CGA	2.94	1.41	1.33
30	13	606	CHL	MG-NA	2.93	2.13	2.06
30	15	607	CHL	MG-NA	2.93	2.13	2.06
30	3	607	CHL	O2A-CGA	2.93	1.41	1.33
30	14	601	CHL	O2A-CGA	2.93	1.41	1.33
30	5	605	CHL	MG-NA	2.93	2.13	2.06
30	S	608	CHL	MG-NA	2.93	2.13	2.06
30	Y	607	CHL	MG-NA	2.93	2.13	2.06
30	y	609	CHL	O2A-CGA	2.93	1.41	1.33
31	2	602	CLA	C3B-C2B	-2.93	1.36	1.40
30	r	605	CHL	MG-NA	2.93	2.13	2.06
30	g	606	CHL	MG-NA	2.93	2.13	2.06
30	R	605	CHL	O2A-CGA	2.93	1.41	1.33
30	5	601	CHL	O2A-CGA	2.93	1.41	1.33
30	n	601	CHL	O2A-CGA	2.93	1.41	1.33
30	r	605	CHL	O2A-CGA	2.93	1.41	1.33
30	12	606	CHL	MG-NA	2.93	2.13	2.06
30	Y	605	CHL	MG-NA	2.93	2.13	2.06
32	n	616	LHG	P-O3	2.93	1.71	1.59
30	6	607	CHL	O2A-CGA	2.93	1.41	1.33
30	13	608	CHL	O2A-CGA	2.93	1.41	1.33
30	n	609	CHL	O2A-CGA	2.93	1.41	1.33
30	R	605	CHL	MG-NA	2.93	2.13	2.06
31	C	510	CLA	C1D-ND	-2.92	1.34	1.37
30	12	607	CHL	MG-NA	2.92	2.13	2.06
32	G	615	LHG	P-O3	2.92	1.71	1.59
30	N	608	CHL	O2A-CGA	2.92	1.41	1.33
30	16	606	CHL	MG-NA	2.92	2.13	2.06
30	Y	609	CHL	O2A-CGA	2.92	1.41	1.33
30	N	605	CHL	MG-NA	2.92	2.13	2.06
30	N	606	CHL	MG-NA	2.92	2.13	2.06

Continued on next page...

Continued from previous page...

Mol	Chain	Res	Type	Atoms	Z	Observed(Å)	Ideal(Å)
30	y	606	CHL	MG-NA	2.92	2.13	2.06
30	y	605	CHL	O2A-CGA	2.92	1.41	1.33
31	3	615	CLA	C3B-C2B	-2.92	1.36	1.40
31	14	610	CLA	C3B-C2B	-2.92	1.36	1.40
30	6	607	CHL	MG-NA	2.92	2.13	2.06
30	Y	609	CHL	MG-NA	2.92	2.13	2.06
30	r	606	CHL	O2A-CGA	2.92	1.41	1.33
30	s	606	CHL	O2A-CGA	2.92	1.41	1.33
30	16	607	CHL	O2A-CGA	2.92	1.41	1.33
30	13	606	CHL	O2A-CGA	2.92	1.41	1.33
30	R	606	CHL	O2A-CGA	2.92	1.41	1.33
31	s	610	CLA	C3B-C2B	-2.92	1.36	1.40
30	16	605	CHL	MG-NA	2.92	2.13	2.06
30	N	606	CHL	O2A-CGA	2.92	1.41	1.33
30	g	608	CHL	O2A-CGA	2.92	1.41	1.33
30	2	605	CHL	MG-NA	2.92	2.13	2.06
31	n	613	CLA	CHC-C1C	2.91	1.42	1.35
31	C	508	CLA	C3B-C2B	-2.91	1.36	1.40
32	D	408	LHG	O7-C7	2.91	1.42	1.34
31	R	602	CLA	C1D-ND	-2.91	1.34	1.37
30	y	606	CHL	O2A-CGA	2.91	1.41	1.33
30	R	607	CHL	O2A-CGA	2.91	1.41	1.33
30	Y	606	CHL	O2A-CGA	2.91	1.41	1.33
30	S	606	CHL	O2A-CGA	2.91	1.41	1.33
31	r	602	CLA	C1D-ND	-2.91	1.34	1.37
30	5	607	CHL	O2A-CGA	2.91	1.41	1.33
30	6	606	CHL	O2A-CGA	2.91	1.41	1.33
32	R	621	LHG	P-O6	2.91	1.71	1.59
32	Y	618	LHG	O7-C7	2.91	1.42	1.34
30	2	601	CHL	MG-NA	2.91	2.13	2.06
30	3	609	CHL	O2A-CGA	2.91	1.41	1.33
30	G	608	CHL	O2A-CGA	2.91	1.41	1.33
31	c	510	CLA	C1D-ND	-2.91	1.34	1.37
32	d	409	LHG	O7-C7	2.90	1.42	1.34
30	3	606	CHL	MG-NA	2.90	2.13	2.06
30	3	608	CHL	O2A-CGA	2.90	1.41	1.33
30	6	609	CHL	O2A-CGA	2.90	1.41	1.33
30	4	605	CHL	MG-NA	2.90	2.13	2.06
30	Y	606	CHL	MG-NA	2.90	2.13	2.06
31	5	602	CLA	C3B-C2B	-2.90	1.36	1.40
32	R	618	LHG	O7-C7	2.90	1.42	1.34
30	6	601	CHL	O2A-CGA	2.90	1.41	1.33

Continued on next page...

Continued from previous page...

Mol	Chain	Res	Type	Atoms	Z	Observed(Å)	Ideal(Å)
30	1	605	CHL	MG-NA	2.89	2.13	2.06
30	16	605	CHL	O2A-CGA	2.89	1.41	1.33
32	S	621	LHG	P-O6	2.89	1.71	1.59
32	A	411	LHG	P-O3	2.89	1.71	1.59
30	3	601	CHL	O2A-CGA	2.89	1.41	1.33
30	13	605	CHL	O2A-CGA	2.89	1.41	1.33
30	3	601	CHL	MG-NA	2.89	2.13	2.06
31	r	612	CLA	C3B-C2B	-2.89	1.36	1.40
31	C	511	CLA	C3B-C2B	-2.89	1.36	1.40
30	6	608	CHL	O2A-CGA	2.89	1.41	1.33
30	n	605	CHL	O2A-CGA	2.89	1.41	1.33
32	g	615	LHG	P-O3	2.89	1.71	1.59
32	g	615	LHG	O7-C7	2.88	1.42	1.34
32	s	621	LHG	P-O6	2.88	1.71	1.59
32	6	617	LHG	P-O6	2.88	1.71	1.59
30	16	606	CHL	O2A-CGA	2.88	1.41	1.33
32	N	616	LHG	O7-C7	2.88	1.42	1.34
30	G	601	CHL	O2A-CGA	2.88	1.41	1.33
32	a	411	LHG	P-O3	2.88	1.71	1.59
30	Y	601	CHL	MG-NA	2.88	2.13	2.06
30	N	605	CHL	O2A-CGA	2.88	1.41	1.33
30	n	606	CHL	O2A-CGA	2.88	1.41	1.33
32	11	615	LHG	P-O6	2.88	1.70	1.59
30	4	601	CHL	O2A-CGA	2.88	1.41	1.33
31	C	508	CLA	C1D-ND	-2.87	1.34	1.37
30	12	605	CHL	MG-NA	2.87	2.13	2.06
32	y	618	LHG	O7-C7	2.87	1.42	1.34
32	3	617	LHG	O7-C7	2.87	1.42	1.34
31	S	610	CLA	C3B-C2B	-2.87	1.36	1.40
32	D	409	LHG	O7-C7	2.87	1.42	1.34
31	c	511	CLA	C1D-ND	-2.87	1.34	1.37
31	R	603	CLA	C3B-C2B	-2.87	1.36	1.40
30	g	601	CHL	O2A-CGA	2.87	1.41	1.33
30	G	606	CHL	O2A-CGA	2.87	1.42	1.33
30	1	601	CHL	O2A-CGA	2.86	1.41	1.33
32	r	618	LHG	O7-C7	2.86	1.42	1.34
31	6	615	CLA	C3B-C2B	-2.86	1.36	1.40
30	15	605	CHL	MG-NA	2.86	2.13	2.06
30	y	601	CHL	MG-NA	2.86	2.13	2.06
30	11	606	CHL	O2A-CGA	2.85	1.42	1.33
32	A	415	LHG	O8-C23	2.85	1.41	1.33
30	1	606	CHL	MG-NA	2.85	2.13	2.06

Continued on next page...

Continued from previous page...

Mol	Chain	Res	Type	Atoms	Z	Observed(Å)	Ideal(Å)
31	11	610	CLA	C3B-C2B	-2.85	1.36	1.40
31	C	511	CLA	C1D-ND	-2.85	1.34	1.37
32	d	408	LHG	O7-C7	2.85	1.42	1.34
31	C	509	CLA	C1D-ND	-2.85	1.34	1.37
32	Y	617	LHG	O8-C23	2.84	1.41	1.33
31	A	403	CLA	C1D-ND	-2.84	1.34	1.37
31	S	611	CLA	C1D-ND	-2.84	1.34	1.37
32	11	615	LHG	O8-C23	2.84	1.41	1.33
31	r	608	CLA	C1D-ND	-2.84	1.34	1.37
31	16	604	CLA	C1D-ND	-2.84	1.34	1.37
32	Y	616	LHG	P-O3	2.83	1.70	1.59
32	d	408	LHG	P-O3	2.83	1.70	1.59
31	R	608	CLA	C1D-ND	-2.83	1.34	1.37
30	y	601	CHL	O2A-CGA	2.83	1.41	1.33
31	D	404	CLA	C3B-C2B	-2.83	1.36	1.40
32	N	616	LHG	P-O3	2.83	1.70	1.59
30	N	607	CHL	O2A-CGA	2.83	1.41	1.33
30	Y	601	CHL	O2A-CGA	2.83	1.41	1.33
30	n	607	CHL	O2A-CGA	2.83	1.41	1.33
31	r	602	CLA	C3B-C2B	-2.82	1.36	1.40
32	y	616	LHG	P-O3	2.82	1.70	1.59
32	6	617	LHG	O7-C7	2.82	1.42	1.34
32	1	615	LHG	O8-C23	2.82	1.41	1.33
32	y	617	LHG	O8-C23	2.82	1.41	1.33
32	a	413	LHG	O7-C7	2.81	1.42	1.34
30	2	601	CHL	O2A-CGA	2.81	1.42	1.33
32	l	102	LHG	O7-C7	2.81	1.42	1.34
30	1	606	CHL	O2A-CGA	2.81	1.41	1.33
30	14	606	CHL	O2A-CGA	2.81	1.41	1.33
32	6	616	LHG	O7-C7	2.81	1.42	1.34
32	D	412	LHG	C6-C5	2.81	1.59	1.50
32	D	408	LHG	P-O3	2.80	1.70	1.59
32	a	401	LHG	O8-C23	2.80	1.41	1.33
32	L	102	LHG	O7-C7	2.80	1.42	1.34
31	G	603	CLA	C1D-ND	-2.80	1.34	1.37
34	Y	623	NEX	C1-C6	-2.80	1.49	1.54
32	6	616	LHG	P-O6	2.80	1.70	1.59
32	3	616	LHG	O7-C7	2.80	1.42	1.34
32	d	413	LHG	C6-C5	2.80	1.59	1.50
31	n	613	CLA	C1D-ND	-2.80	1.34	1.37
32	r	618	LHG	P-O3	2.80	1.70	1.59
31	n	610	CLA	C3B-C2B	-2.80	1.36	1.40

Continued on next page...

Continued from previous page...

Mol	Chain	Res	Type	Atoms	Z	Observed(Å)	Ideal(Å)
32	3	616	LHG	P-O6	2.80	1.70	1.59
32	14	615	LHG	O8-C23	2.80	1.41	1.33
32	A	413	LHG	O7-C7	2.80	1.42	1.34
31	d	402	CLA	C1D-ND	-2.79	1.34	1.37
31	S	604	CLA	C1D-ND	-2.79	1.34	1.37
30	4	606	CHL	O2A-CGA	2.79	1.41	1.33
32	16	616	LHG	C8-C7	2.79	1.58	1.50
31	d	404	CLA	C1D-ND	-2.78	1.34	1.37
32	D	412	LHG	O8-C23	2.78	1.41	1.33
32	Y	616	LHG	O7-C7	2.78	1.42	1.34
32	d	413	LHG	O8-C23	2.78	1.41	1.33
32	13	616	LHG	C8-C7	2.78	1.58	1.50
31	c	502	CLA	C1D-ND	-2.78	1.34	1.37
31	A	406	CLA	C1D-ND	-2.78	1.34	1.37
32	n	616	LHG	P-O6	2.78	1.70	1.59
31	Y	602	CLA	C1D-ND	-2.77	1.34	1.37
31	s	604	CLA	C1D-ND	-2.77	1.34	1.37
32	6	616	LHG	O8-C23	2.77	1.41	1.33
31	c	509	CLA	C1D-ND	-2.77	1.34	1.37
31	C	507	CLA	C1D-ND	-2.77	1.34	1.37
32	A	414	LHG	O8-C23	2.77	1.41	1.33
30	11	608	CHL	MG-NA	2.76	2.12	2.06
32	4	615	LHG	O8-C23	2.76	1.41	1.33
32	16	616	LHG	O8-C23	2.76	1.41	1.33
32	A	411	LHG	P-O6	2.76	1.70	1.59
32	y	616	LHG	O7-C7	2.76	1.42	1.34
30	4	606	CHL	MG-NA	2.76	2.12	2.06
32	A	411	LHG	C8-C7	2.76	1.58	1.50
31	b	601	CLA	C1D-ND	-2.76	1.34	1.37
32	s	621	LHG	O8-C23	2.76	1.41	1.33
31	N	602	CLA	C1D-ND	-2.76	1.34	1.37
31	Y	603	CLA	C1D-ND	-2.76	1.34	1.37
31	y	611	CLA	C1D-ND	-2.76	1.34	1.37
32	r	621	LHG	O8-C23	2.76	1.41	1.33
32	R	621	LHG	O8-C23	2.76	1.41	1.33
31	C	502	CLA	C1D-ND	-2.76	1.34	1.37
32	S	621	LHG	O8-C23	2.76	1.41	1.33
32	3	617	LHG	O8-C23	2.75	1.41	1.33
32	A	413	LHG	C8-C7	2.75	1.58	1.50
32	3	616	LHG	O8-C23	2.75	1.41	1.33
32	14	615	LHG	C8-C7	2.75	1.58	1.50
31	b	613	CLA	C1D-ND	-2.75	1.34	1.37

Continued on next page...

Continued from previous page...

Mol	Chain	Res	Type	Atoms	Z	Observed(Å)	Ideal(Å)
32	A	414	LHG	C8-C7	2.75	1.58	1.50
31	1	604	CLA	C1D-ND	-2.75	1.34	1.37
31	d	405	CLA	C1D-ND	-2.75	1.34	1.37
31	2	604	CLA	C1D-ND	-2.75	1.34	1.37
31	r	601	CLA	C1D-ND	-2.75	1.34	1.37
31	b	616	CLA	C3B-C2B	-2.75	1.36	1.40
31	y	615	CLA	C1D-ND	-2.75	1.34	1.37
31	n	603	CLA	C1D-ND	-2.75	1.34	1.37
31	S	612	CLA	C1B-CHB	-2.75	1.33	1.41
32	G	615	LHG	O8-C23	2.74	1.41	1.33
32	c	521	LHG	O8-C23	2.74	1.41	1.33
31	B	613	CLA	C1D-ND	-2.74	1.34	1.37
31	s	602	CLA	C1D-ND	-2.74	1.34	1.37
32	L	102	LHG	O8-C23	2.74	1.41	1.33
31	b	602	CLA	C1D-ND	-2.74	1.34	1.37
31	r	612	CLA	C1D-ND	-2.74	1.34	1.37
31	c	512	CLA	C1D-ND	-2.74	1.34	1.37
32	D	408	LHG	C8-C7	2.74	1.58	1.50
31	Y	615	CLA	C1D-ND	-2.74	1.34	1.37
31	b	611	CLA	C1D-ND	-2.74	1.34	1.37
32	13	616	LHG	O8-C23	2.74	1.41	1.33
31	b	604	CLA	C1D-ND	-2.74	1.34	1.37
32	A	411	LHG	O8-C23	2.74	1.41	1.33
32	a	413	LHG	C8-C7	2.74	1.58	1.50
31	4	604	CLA	C1D-ND	-2.73	1.34	1.37
31	G	614	CLA	C1D-ND	-2.73	1.34	1.37
31	a	404	CLA	C1D-ND	-2.73	1.34	1.37
31	6	604	CLA	C1D-ND	-2.73	1.34	1.37
31	D	404	CLA	C1D-ND	-2.73	1.34	1.37
31	C	513	CLA	C1D-ND	-2.73	1.34	1.37
31	D	405	CLA	C1D-ND	-2.73	1.34	1.37
31	a	407	CLA	C1D-ND	-2.73	1.34	1.37
31	c	508	CLA	C1D-ND	-2.73	1.34	1.37
31	B	601	CLA	C1D-ND	-2.73	1.34	1.37
31	B	607	CLA	C1D-ND	-2.73	1.34	1.37
31	S	602	CLA	C1D-ND	-2.73	1.34	1.37
32	y	618	LHG	O8-C23	2.73	1.41	1.33
31	B	611	CLA	C1D-ND	-2.73	1.34	1.37
31	s	610	CLA	C1D-ND	-2.73	1.34	1.37
31	R	601	CLA	C1D-ND	-2.72	1.34	1.37
32	a	414	LHG	C8-C7	2.72	1.58	1.50
31	g	610	CLA	C1D-ND	-2.72	1.34	1.37

Continued on next page...

Continued from previous page...

Mol	Chain	Res	Type	Atoms	Z	Observed(Å)	Ideal(Å)
32	r	619	LHG	C8-C7	2.72	1.58	1.50
32	Y	618	LHG	O8-C23	2.72	1.41	1.33
34	6	621	NEX	C1-C6	-2.72	1.50	1.54
32	a	411	LHG	O8-C23	2.72	1.41	1.33
31	y	603	CLA	C1D-ND	-2.72	1.34	1.37
31	B	609	CLA	C1D-ND	-2.72	1.34	1.37
32	a	411	LHG	P-O6	2.72	1.70	1.59
30	11	605	CHL	MG-NA	2.72	2.12	2.06
31	5	604	CLA	C1D-ND	-2.72	1.34	1.37
31	S	610	CLA	C1D-ND	-2.72	1.34	1.37
31	c	506	CLA	C1D-ND	-2.72	1.34	1.37
31	C	506	CLA	C1D-ND	-2.72	1.34	1.37
31	C	504	CLA	C1D-ND	-2.71	1.34	1.37
31	a	403	CLA	C1D-ND	-2.71	1.34	1.37
32	S	621	LHG	C8-C7	2.71	1.58	1.50
31	6	615	CLA	C1D-ND	-2.71	1.34	1.37
31	y	613	CLA	C1D-ND	-2.71	1.34	1.37
31	b	608	CLA	C1D-ND	-2.71	1.34	1.37
32	l	102	LHG	O8-C23	2.71	1.41	1.33
32	R	618	LHG	P-O3	2.71	1.70	1.59
31	B	614	CLA	C1D-ND	-2.71	1.34	1.37
31	N	613	CLA	C1D-ND	-2.71	1.34	1.37
31	b	614	CLA	C1D-ND	-2.70	1.34	1.37
32	4	615	LHG	C8-C7	2.70	1.58	1.50
32	s	621	LHG	C8-C7	2.70	1.58	1.50
31	Y	611	CLA	C1D-ND	-2.70	1.34	1.37
32	a	411	LHG	C8-C7	2.70	1.58	1.50
31	R	611	CLA	C1D-ND	-2.70	1.34	1.37
32	Y	617	LHG	C8-C7	2.70	1.58	1.50
32	R	619	LHG	C8-C7	2.70	1.58	1.50
31	N	603	CLA	C1D-ND	-2.70	1.34	1.37
32	6	617	LHG	O8-C23	2.70	1.41	1.33
32	C	521	LHG	C8-C7	2.70	1.58	1.50
31	c	507	CLA	C1D-ND	-2.70	1.34	1.37
31	Y	613	CLA	C1D-ND	-2.70	1.34	1.37
31	C	503	CLA	C1D-ND	-2.70	1.34	1.37
31	b	609	CLA	C1D-ND	-2.70	1.34	1.37
31	13	604	CLA	C1D-ND	-2.69	1.34	1.37
32	D	412	LHG	C8-C7	2.69	1.58	1.50
31	y	602	CLA	C1D-ND	-2.69	1.34	1.37
31	A	402	CLA	C1D-ND	-2.69	1.34	1.37
31	c	513	CLA	C1D-ND	-2.69	1.34	1.37

Continued on next page...

Continued from previous page...

Mol	Chain	Res	Type	Atoms	Z	Observed(Å)	Ideal(Å)
32	N	616	LHG	O8-C23	2.69	1.41	1.33
31	g	604	CLA	C1D-ND	-2.69	1.34	1.37
31	s	611	CLA	C1D-ND	-2.69	1.34	1.37
31	S	605	CLA	C1D-ND	-2.69	1.34	1.37
32	s	617	LHG	C8-C7	2.69	1.58	1.50
31	B	604	CLA	C1D-ND	-2.69	1.34	1.37
31	n	615	CLA	C1D-ND	-2.69	1.34	1.37
32	G	615	LHG	C8-C7	2.69	1.58	1.50
31	g	603	CLA	C1D-ND	-2.69	1.34	1.37
32	G	615	LHG	P-O6	2.69	1.70	1.59
31	B	603	CLA	C1D-ND	-2.69	1.34	1.37
32	3	617	LHG	C6-C5	2.68	1.58	1.50
31	14	610	CLA	C1D-ND	-2.68	1.34	1.37
31	B	602	CLA	C1D-ND	-2.68	1.34	1.37
31	n	602	CLA	C1D-ND	-2.68	1.34	1.37
31	A	404	CLA	C1D-ND	-2.68	1.34	1.37
31	R	603	CLA	C1D-ND	-2.68	1.34	1.37
31	16	610	CLA	C1D-ND	-2.68	1.34	1.37
31	r	609	CLA	C1D-ND	-2.68	1.34	1.37
32	S	617	LHG	P-O6	2.68	1.70	1.59
31	r	603	CLA	C1D-ND	-2.68	1.34	1.37
34	3	621	NEX	C1-C6	-2.68	1.50	1.54
31	B	610	CLA	C1D-ND	-2.68	1.34	1.37
31	3	604	CLA	C1D-ND	-2.68	1.34	1.37
31	s	615	CLA	C1D-ND	-2.68	1.34	1.37
31	1	611	CLA	C1D-ND	-2.68	1.34	1.37
32	d	409	LHG	O8-C23	2.68	1.41	1.33
31	3	615	CLA	C1D-ND	-2.68	1.34	1.37
32	S	617	LHG	O8-C23	2.68	1.41	1.33
31	3	602	CLA	C1D-ND	-2.67	1.34	1.37
31	b	607	CLA	C1D-ND	-2.67	1.34	1.37
31	c	504	CLA	C1D-ND	-2.67	1.34	1.37
32	S	617	LHG	C8-C7	2.67	1.58	1.50
34	S	620	NEX	C1-C6	-2.67	1.50	1.54
32	a	414	LHG	O8-C23	2.67	1.41	1.33
31	B	608	CLA	C1D-ND	-2.67	1.34	1.37
31	C	514	CLA	C1D-ND	-2.67	1.34	1.37
32	11	615	LHG	C8-C7	2.67	1.58	1.50
32	g	615	LHG	O8-C23	2.67	1.41	1.33
32	L	102	LHG	P-O3	2.67	1.70	1.59
32	a	401	LHG	C8-C7	2.67	1.58	1.50
32	C	521	LHG	O8-C23	2.67	1.41	1.33

Continued on next page...

Continued from previous page...

Mol	Chain	Res	Type	Atoms	Z	Observed(Å)	Ideal(Å)
31	y	614	CLA	C1D-ND	-2.67	1.34	1.37
32	l	102	LHG	P-O3	2.67	1.70	1.59
31	g	614	CLA	C1D-ND	-2.67	1.34	1.37
32	A	415	LHG	C8-C7	2.67	1.58	1.50
32	R	618	LHG	C8-C7	2.67	1.58	1.50
31	B	616	CLA	C3B-C2B	-2.66	1.36	1.40
32	n	616	LHG	O8-C23	2.66	1.41	1.33
31	S	615	CLA	C1D-ND	-2.66	1.34	1.37
32	D	409	LHG	P-O6	2.66	1.70	1.59
31	r	613	CLA	C1D-ND	-2.66	1.34	1.37
32	d	409	LHG	P-O6	2.66	1.70	1.59
31	3	603	CLA	C1D-ND	-2.66	1.34	1.37
31	6	603	CLA	C1D-ND	-2.66	1.34	1.37
32	A	413	LHG	O8-C23	2.66	1.41	1.33
32	1	615	LHG	C8-C7	2.66	1.58	1.50
32	6	616	LHG	C8-C7	2.66	1.58	1.50
32	3	616	LHG	C6-C5	2.66	1.58	1.50
31	B	615	CLA	C1D-ND	-2.66	1.34	1.37
31	S	609	CLA	C1D-ND	-2.66	1.34	1.37
31	R	608	CLA	C3B-C2B	-2.66	1.36	1.40
31	C	512	CLA	C1D-ND	-2.66	1.34	1.37
31	6	613	CLA	C1D-ND	-2.66	1.34	1.37
32	6	616	LHG	C6-C5	2.65	1.58	1.50
31	r	610	CLA	C1D-ND	-2.65	1.34	1.37
32	a	413	LHG	O8-C23	2.65	1.41	1.33
34	s	620	NEX	C1-C6	-2.65	1.50	1.54
32	r	619	LHG	O8-C23	2.65	1.41	1.33
31	2	603	CLA	C1D-ND	-2.65	1.34	1.37
31	11	610	CLA	C1D-ND	-2.65	1.34	1.37
31	y	612	CLA	C1D-ND	-2.65	1.34	1.37
32	d	413	LHG	C8-C7	2.65	1.58	1.50
31	n	610	CLA	C1D-ND	-2.65	1.34	1.37
31	r	614	CLA	C1D-ND	-2.65	1.34	1.37
31	S	614	CLA	C1D-ND	-2.65	1.34	1.37
31	b	610	CLA	C1D-ND	-2.65	1.34	1.37
31	y	610	CLA	C1D-ND	-2.65	1.34	1.37
32	y	617	LHG	C8-C7	2.64	1.58	1.50
32	c	521	LHG	C8-C7	2.64	1.58	1.50
31	b	603	CLA	C1D-ND	-2.64	1.34	1.37
32	D	409	LHG	O8-C23	2.64	1.41	1.33
32	N	616	LHG	P-O6	2.64	1.70	1.59
31	N	604	CLA	C1D-ND	-2.64	1.34	1.37

Continued on next page...

Continued from previous page...

Mol	Chain	Res	Type	Atoms	Z	Observed(Å)	Ideal(Å)
31	s	614	CLA	C1D-ND	-2.64	1.34	1.37
31	R	604	CLA	C1D-ND	-2.64	1.34	1.37
31	13	610	CLA	C1D-ND	-2.64	1.34	1.37
32	R	619	LHG	O8-C23	2.64	1.41	1.33
32	3	616	LHG	C8-C7	2.64	1.58	1.50
31	G	610	CLA	C1D-ND	-2.64	1.34	1.37
32	Y	617	LHG	C6-C5	2.64	1.58	1.50
32	R	618	LHG	O8-C23	2.64	1.41	1.33
31	r	604	CLA	C1D-ND	-2.64	1.34	1.37
31	R	613	CLA	C1D-ND	-2.63	1.34	1.37
31	16	602	CLA	C1D-ND	-2.63	1.34	1.37
31	6	602	CLA	C1D-ND	-2.63	1.34	1.37
32	Y	618	LHG	C6-C5	2.63	1.58	1.50
31	R	614	CLA	C1D-ND	-2.63	1.34	1.37
31	c	505	CLA	C1D-ND	-2.63	1.34	1.37
32	Y	618	LHG	C8-C7	2.63	1.58	1.50
32	y	618	LHG	C6-C5	2.63	1.58	1.50
31	3	611	CLA	C1D-ND	-2.63	1.34	1.37
31	g	613	CLA	C1D-ND	-2.63	1.34	1.37
31	n	604	CLA	C1D-ND	-2.63	1.34	1.37
31	13	611	CLA	C1D-ND	-2.62	1.34	1.37
31	16	611	CLA	C1D-ND	-2.62	1.34	1.37
31	2	612	CLA	C1D-ND	-2.62	1.34	1.37
31	12	602	CLA	C1D-ND	-2.62	1.34	1.37
31	B	616	CLA	C1D-ND	-2.62	1.34	1.37
31	r	611	CLA	C1D-ND	-2.62	1.34	1.37
34	16	619	NEX	C1-C6	-2.62	1.50	1.54
31	G	611	CLA	C1D-ND	-2.62	1.34	1.37
32	g	615	LHG	P-O6	2.62	1.69	1.59
31	Y	610	CLA	C1D-ND	-2.62	1.34	1.37
31	c	514	CLA	C1D-ND	-2.62	1.34	1.37
31	n	611	CLA	C1D-ND	-2.61	1.34	1.37
31	N	611	CLA	C1D-ND	-2.61	1.34	1.37
31	4	611	CLA	C1D-ND	-2.61	1.34	1.37
32	r	618	LHG	O8-C23	2.61	1.41	1.33
31	15	609	CLA	C1D-ND	-2.61	1.34	1.37
31	s	609	CLA	C1D-ND	-2.61	1.34	1.37
31	6	614	CLA	C1D-ND	-2.61	1.34	1.37
31	c	503	CLA	C1D-ND	-2.61	1.34	1.37
31	G	602	CLA	C1D-ND	-2.61	1.34	1.37
31	N	615	CLA	C1D-ND	-2.61	1.34	1.37
31	3	610	CLA	C1D-ND	-2.60	1.34	1.37

Continued on next page...

Continued from previous page...

Mol	Chain	Res	Type	Atoms	Z	Observed(Å)	Ideal(Å)
31	G	604	CLA	C1D-ND	-2.60	1.34	1.37
31	R	609	CLA	C1D-ND	-2.60	1.34	1.37
31	2	613	CLA	C1D-ND	-2.60	1.34	1.37
31	5	602	CLA	C1D-ND	-2.60	1.34	1.37
32	r	618	LHG	C8-C7	2.60	1.58	1.50
31	13	602	CLA	C1D-ND	-2.60	1.34	1.37
31	Y	614	CLA	C1D-ND	-2.60	1.34	1.37
32	R	618	LHG	P-O6	2.60	1.69	1.59
31	5	603	CLA	C1D-ND	-2.60	1.34	1.37
31	14	604	CLA	C1D-ND	-2.60	1.34	1.37
31	16	603	CLA	C1D-ND	-2.60	1.34	1.37
31	11	604	CLA	C1D-ND	-2.60	1.34	1.37
31	Y	612	CLA	C1D-ND	-2.60	1.34	1.37
32	n	616	LHG	C8-C7	2.60	1.58	1.50
31	11	611	CLA	C1D-ND	-2.60	1.34	1.37
31	R	610	CLA	C1D-ND	-2.60	1.34	1.37
31	b	606	CLA	C1D-ND	-2.60	1.34	1.37
32	r	618	LHG	P-O6	2.60	1.69	1.59
31	1	602	CLA	C1D-ND	-2.59	1.34	1.37
32	D	409	LHG	C8-C7	2.59	1.58	1.50
31	6	611	CLA	C1D-ND	-2.59	1.34	1.37
31	C	505	CLA	C1D-ND	-2.59	1.34	1.37
32	a	401	LHG	C6-C5	2.59	1.58	1.50
30	6	605	CHL	C2-C3	2.59	1.39	1.33
32	y	617	LHG	C6-C5	2.59	1.58	1.50
32	c	521	LHG	C6-C5	2.59	1.58	1.50
32	s	617	LHG	P-O6	2.59	1.69	1.59
31	14	614	CLA	C1D-ND	-2.59	1.34	1.37
32	s	617	LHG	O8-C23	2.59	1.40	1.33
31	b	615	CLA	C1D-ND	-2.59	1.34	1.37
32	Y	616	LHG	O8-C23	2.59	1.40	1.33
31	2	602	CLA	C1D-ND	-2.59	1.34	1.37
31	Y	604	CLA	C1D-ND	-2.59	1.34	1.37
31	3	612	CLA	C1D-ND	-2.59	1.34	1.37
32	Y	616	LHG	C8-C7	2.59	1.58	1.50
31	B	605	CLA	C1D-ND	-2.59	1.34	1.37
32	g	615	LHG	C8-C7	2.58	1.58	1.50
32	a	414	LHG	C6-C5	2.58	1.58	1.50
30	15	605	CHL	CHC-C1C	2.58	1.41	1.35
31	11	613	CLA	C1D-ND	-2.58	1.34	1.37
31	3	614	CLA	C1D-ND	-2.58	1.34	1.37
31	Y	612	CLA	C1B-CHB	-2.58	1.33	1.41

Continued on next page...

Continued from previous page...

Mol	Chain	Res	Type	Atoms	Z	Observed(Å)	Ideal(Å)
31	G	613	CLA	C1D-ND	-2.58	1.34	1.37
31	g	602	CLA	C1D-ND	-2.58	1.34	1.37
31	r	608	CLA	C3B-C2B	-2.58	1.36	1.40
31	12	611	CLA	C1D-ND	-2.58	1.34	1.37
31	6	612	CLA	C1D-ND	-2.58	1.34	1.37
32	d	409	LHG	C8-C7	2.58	1.58	1.50
31	4	612	CLA	C1B-CHB	-2.58	1.33	1.41
32	L	102	LHG	P-O6	2.58	1.69	1.59
32	l	102	LHG	P-O6	2.58	1.69	1.59
31	b	605	CLA	C1D-ND	-2.57	1.34	1.37
31	2	610	CLA	C1D-ND	-2.57	1.34	1.37
31	N	610	CLA	C1D-ND	-2.57	1.34	1.37
31	15	612	CLA	C1D-ND	-2.57	1.34	1.37
34	y	624	NEX	C1-C6	-2.57	1.50	1.54
32	d	408	LHG	C8-C7	2.57	1.58	1.50
34	n	619	NEX	C1-C6	-2.57	1.50	1.54
32	14	615	LHG	C6-C5	2.57	1.58	1.50
31	N	614	CLA	C1D-ND	-2.57	1.34	1.37
31	5	610	CLA	C1D-ND	-2.57	1.34	1.37
31	12	604	CLA	C1D-ND	-2.57	1.34	1.37
31	4	602	CLA	C1D-ND	-2.57	1.34	1.37
31	4	613	CLA	C1D-ND	-2.57	1.34	1.37
32	16	616	LHG	C6-C5	2.57	1.58	1.50
31	b	616	CLA	C1D-ND	-2.56	1.34	1.37
32	D	408	LHG	O8-C23	2.56	1.40	1.33
30	12	605	CHL	CHC-C1C	2.56	1.41	1.35
31	6	610	CLA	C1D-ND	-2.56	1.34	1.37
31	s	612	CLA	C1B-CHB	-2.56	1.33	1.41
31	12	609	CLA	C1D-ND	-2.56	1.34	1.37
32	13	616	LHG	C6-C5	2.56	1.58	1.50
31	15	613	CLA	C1D-ND	-2.56	1.34	1.37
31	2	611	CLA	C1D-ND	-2.56	1.34	1.37
31	g	611	CLA	C1D-ND	-2.56	1.34	1.37
32	d	408	LHG	O8-C23	2.55	1.40	1.33
31	N	612	CLA	C1D-ND	-2.55	1.34	1.37
32	y	616	LHG	O8-C23	2.55	1.40	1.33
32	l	102	LHG	C8-C7	2.55	1.58	1.50
30	11	608	CHL	CHC-C1C	2.55	1.41	1.35
31	4	614	CLA	C1D-ND	-2.55	1.34	1.37
31	1	610	CLA	C1D-ND	-2.55	1.34	1.37
31	y	604	CLA	C1D-ND	-2.55	1.34	1.37
30	3	605	CHL	C2-C3	2.55	1.39	1.33

Continued on next page...

Continued from previous page...

Mol	Chain	Res	Type	Atoms	Z	Observed(Å)	Ideal(Å)
32	A	415	LHG	C6-C5	2.55	1.58	1.50
31	4	603	CLA	C1D-ND	-2.55	1.34	1.37
31	16	614	CLA	C1D-ND	-2.55	1.34	1.37
32	L	102	LHG	C8-C7	2.54	1.58	1.50
31	6	612	CLA	C1B-CHB	-2.54	1.33	1.41
31	1	613	CLA	C1D-ND	-2.54	1.34	1.37
31	s	613	CLA	C1D-ND	-2.54	1.34	1.37
31	3	613	CLA	C1D-ND	-2.54	1.34	1.37
31	14	611	CLA	C1D-ND	-2.54	1.34	1.37
31	13	612	CLA	C1B-CHB	-2.54	1.33	1.41
30	2	609	CHL	C2-C3	2.54	1.39	1.33
31	S	613	CLA	C1D-ND	-2.54	1.34	1.37
30	16	601	CHL	C2-C3	2.54	1.39	1.33
31	1	603	CLA	C1D-ND	-2.54	1.34	1.37
31	14	602	CLA	C1D-ND	-2.54	1.34	1.37
31	15	611	CLA	C1D-ND	-2.54	1.34	1.37
31	G	612	CLA	C1D-ND	-2.54	1.34	1.37
32	1	615	LHG	C6-C5	2.54	1.58	1.50
31	s	605	CLA	C1D-ND	-2.54	1.34	1.37
32	N	616	LHG	C8-C7	2.54	1.58	1.50
31	R	612	CLA	MG-NC	2.54	2.12	2.06
32	6	617	LHG	C8-C7	2.54	1.58	1.50
31	11	602	CLA	C1D-ND	-2.53	1.34	1.37
32	A	411	LHG	C6-C5	2.53	1.58	1.50
32	r	621	LHG	C6-C5	2.53	1.58	1.50
31	3	612	CLA	C1B-CHB	-2.53	1.34	1.41
31	y	612	CLA	C1B-CHB	-2.53	1.34	1.41
32	a	413	LHG	C6-C5	2.53	1.58	1.50
32	y	618	LHG	C8-C7	2.53	1.58	1.50
30	11	605	CHL	CHC-C1C	2.53	1.41	1.35
31	14	613	CLA	C1D-ND	-2.53	1.34	1.37
31	13	603	CLA	C1D-ND	-2.53	1.34	1.37
31	B	615	CLA	C1B-CHB	-2.53	1.34	1.41
31	s	612	CLA	C1D-ND	-2.53	1.34	1.37
30	11	609	CHL	C2-C3	2.53	1.39	1.33
31	B	606	CLA	C1D-ND	-2.53	1.34	1.37
31	n	612	CLA	C1D-ND	-2.53	1.34	1.37
32	D	408	LHG	P-O6	2.53	1.69	1.59
31	b	615	CLA	C1B-CHB	-2.53	1.34	1.41
32	A	414	LHG	C6-C5	2.53	1.58	1.50
31	5	613	CLA	C1D-ND	-2.53	1.34	1.37
34	13	619	NEX	C1-C6	-2.53	1.50	1.54

Continued on next page...

Continued from previous page...

Mol	Chain	Res	Type	Atoms	Z	Observed(Å)	Ideal(Å)
31	11	614	CLA	C1D-ND	-2.52	1.34	1.37
31	g	612	CLA	C1D-ND	-2.52	1.34	1.37
32	C	521	LHG	C6-C5	2.52	1.58	1.50
30	y	606	CHL	C2-C3	2.52	1.39	1.33
30	1	609	CHL	C2-C3	2.52	1.39	1.33
30	15	608	CHL	C2-C3	2.52	1.39	1.33
31	5	611	CLA	C1D-ND	-2.52	1.34	1.37
34	N	619	NEX	C1-C6	-2.52	1.50	1.54
34	2	616	NEX	C8-C9	-2.52	1.43	1.50
32	y	616	LHG	C8-C7	2.52	1.58	1.50
30	12	601	CHL	CHC-C1C	2.52	1.41	1.35
31	B	603	CLA	C1B-CHB	-2.52	1.34	1.41
34	5	616	NEX	C8-C9	-2.52	1.43	1.50
31	B	606	CLA	C1B-CHB	-2.52	1.34	1.41
30	6	606	CHL	C2-C3	2.52	1.39	1.33
31	13	614	CLA	C1D-ND	-2.52	1.34	1.37
31	12	611	CLA	C1B-CHB	-2.51	1.34	1.41
30	13	601	CHL	C2-C3	2.51	1.39	1.33
30	13	607	CHL	C2-C3	2.51	1.39	1.33
31	4	610	CLA	MG-NC	2.51	2.12	2.06
31	b	606	CLA	C1B-CHB	-2.51	1.34	1.41
30	14	609	CHL	C2-C3	2.51	1.39	1.33
32	3	617	LHG	C8-C7	2.51	1.58	1.50
32	11	615	LHG	C6-C5	2.51	1.58	1.50
30	Y	606	CHL	C2-C3	2.51	1.39	1.33
31	11	603	CLA	C1D-ND	-2.51	1.34	1.37
31	b	603	CLA	C1B-CHB	-2.51	1.34	1.41
31	15	604	CLA	C1D-ND	-2.51	1.34	1.37
30	15	601	CHL	CHC-C1C	2.51	1.41	1.35
30	14	607	CHL	CHC-C1C	2.51	1.41	1.35
30	16	609	CHL	C2-C3	2.51	1.39	1.33
31	15	611	CLA	C1B-CHB	-2.50	1.34	1.41
32	G	615	LHG	C6-C5	2.50	1.58	1.50
31	12	613	CLA	C1D-ND	-2.50	1.34	1.37
32	a	411	LHG	C6-C5	2.50	1.58	1.50
31	12	612	CLA	C1D-ND	-2.50	1.34	1.37
31	15	603	CLA	C1D-ND	-2.50	1.34	1.37
31	C	512	CLA	C1B-CHB	-2.50	1.34	1.41
31	G	612	CLA	C1B-CHB	-2.50	1.34	1.41
30	4	609	CHL	C2-C3	2.50	1.39	1.33
30	5	606	CHL	CHC-C1C	2.50	1.41	1.35
31	c	509	CLA	C1B-CHB	-2.50	1.34	1.41

Continued on next page...

Continued from previous page...

Mol	Chain	Res	Type	Atoms	Z	Observed(Å)	Ideal(Å)
32	d	409	LHG	P-O3	2.50	1.69	1.59
30	3	609	CHL	C2-C3	2.50	1.39	1.33
31	n	614	CLA	C1D-ND	-2.49	1.34	1.37
31	12	603	CLA	C1D-ND	-2.49	1.34	1.37
30	S	606	CHL	CHC-C1C	2.49	1.41	1.35
33	G	617	LUT	C22-C23	-2.49	1.48	1.53
32	A	413	LHG	P-O6	2.49	1.69	1.59
31	r	603	CLA	C1B-CHB	-2.49	1.34	1.41
32	6	617	LHG	C6-C5	2.49	1.58	1.50
32	s	621	LHG	C6-C5	2.49	1.58	1.50
31	16	613	CLA	C1D-ND	-2.49	1.34	1.37
31	g	612	CLA	C1B-CHB	-2.49	1.34	1.41
31	5	612	CLA	C1D-ND	-2.49	1.34	1.37
30	s	606	CHL	C2-C3	2.48	1.38	1.33
31	15	602	CLA	C1D-ND	-2.48	1.34	1.37
32	A	413	LHG	C6-C5	2.48	1.58	1.50
31	14	612	CLA	C1B-CHB	-2.48	1.34	1.41
31	s	603	CLA	C1D-ND	-2.48	1.34	1.37
32	S	621	LHG	C6-C5	2.48	1.58	1.50
34	R	617	NEX	C1-C6	-2.48	1.50	1.54
31	g	604	CLA	C1B-CHB	-2.48	1.34	1.41
30	r	605	CHL	C2-C3	2.48	1.38	1.33
30	2	601	CHL	CHC-C1C	2.48	1.41	1.35
31	3	604	CLA	C1B-CHB	-2.48	1.34	1.41
31	16	612	CLA	C1B-CHB	-2.48	1.34	1.41
30	3	606	CHL	C2-C3	2.47	1.38	1.33
31	C	506	CLA	C1B-CHB	-2.47	1.34	1.41
33	g	617	LUT	C22-C23	-2.47	1.48	1.53
30	14	609	CHL	CHC-C1C	2.47	1.41	1.35
30	2	606	CHL	CHC-C1C	2.47	1.41	1.35
31	C	505	CLA	C1B-CHB	-2.47	1.34	1.41
30	G	601	CHL	CHC-C1C	2.47	1.41	1.35
30	5	601	CHL	CHC-C1C	2.47	1.41	1.35
31	B	608	CLA	C1B-CHB	-2.47	1.34	1.41
31	13	612	CLA	C1D-ND	-2.47	1.34	1.37
32	r	619	LHG	C6-C5	2.47	1.58	1.50
30	y	605	CHL	CHC-C1C	2.47	1.41	1.35
30	12	608	CHL	C2-C3	2.47	1.38	1.33
31	b	607	CLA	C1B-CHB	-2.47	1.34	1.41
31	n	604	CLA	C1B-CHB	-2.47	1.34	1.41
31	11	612	CLA	C1B-CHB	-2.47	1.34	1.41
30	16	607	CHL	C2-C3	2.47	1.38	1.33

Continued on next page...

Continued from previous page...

Mol	Chain	Res	Type	Atoms	Z	Observed(Å)	Ideal(Å)
30	2	605	CHL	CBA-CGA	2.47	1.56	1.50
31	2	612	CLA	C1B-CHB	-2.47	1.34	1.41
31	5	611	CLA	C1B-CHB	-2.47	1.34	1.41
31	B	607	CLA	C1B-CHB	-2.47	1.34	1.41
31	y	603	CLA	C1B-CHB	-2.47	1.34	1.41
30	5	607	CHL	C2-C3	2.47	1.38	1.33
30	13	609	CHL	C2-C3	2.47	1.38	1.33
30	16	606	CHL	C2-C3	2.47	1.38	1.33
30	S	606	CHL	C2-C3	2.46	1.38	1.33
32	D	409	LHG	P-O3	2.46	1.69	1.59
31	b	605	CLA	C1B-CHB	-2.46	1.34	1.41
30	6	609	CHL	C2-C3	2.46	1.38	1.33
32	a	413	LHG	P-O6	2.46	1.69	1.59
31	a	403	CLA	C1B-CHB	-2.46	1.34	1.41
30	G	609	CHL	C2-C3	2.46	1.38	1.33
31	c	506	CLA	C1B-CHB	-2.46	1.34	1.41
32	R	621	LHG	C6-C5	2.46	1.58	1.50
31	G	604	CLA	C1B-CHB	-2.46	1.34	1.41
30	s	606	CHL	CHC-C1C	2.46	1.41	1.35
31	C	509	CLA	C1B-CHB	-2.46	1.34	1.41
30	y	605	CHL	C2-C3	2.46	1.38	1.33
31	B	605	CLA	C1B-CHB	-2.46	1.34	1.41
31	N	604	CLA	C1B-CHB	-2.46	1.34	1.41
30	11	601	CHL	C2-C3	2.46	1.38	1.33
31	c	512	CLA	C1B-CHB	-2.46	1.34	1.41
32	D	408	LHG	C6-C5	2.46	1.58	1.50
30	R	605	CHL	C2-C3	2.46	1.38	1.33
30	y	606	CHL	CHC-C1C	2.46	1.41	1.35
31	b	608	CLA	C1B-CHB	-2.46	1.34	1.41
31	c	508	CLA	C1B-CHB	-2.46	1.34	1.41
31	A	402	CLA	C1B-CHB	-2.46	1.34	1.41
31	B	604	CLA	C1B-CHB	-2.46	1.34	1.41
31	r	610	CLA	C1B-CHB	-2.46	1.34	1.41
30	11	607	CHL	CHC-C1C	2.46	1.41	1.35
32	4	615	LHG	C6-C5	2.46	1.58	1.50
30	N	608	CHL	CHC-C1C	2.46	1.41	1.35
30	12	607	CHL	CHC-C1C	2.46	1.41	1.35
31	13	604	CLA	C1B-CHB	-2.45	1.34	1.41
31	B	616	CLA	C1B-CHB	-2.45	1.34	1.41
30	13	605	CHL	C2-C3	2.45	1.38	1.33
32	d	408	LHG	P-O6	2.45	1.69	1.59
30	Y	606	CHL	CHC-C1C	2.45	1.41	1.35

Continued on next page...

Continued from previous page...

Mol	Chain	Res	Type	Atoms	Z	Observed(Å)	Ideal(Å)
31	1	612	CLA	C1B-CHB	-2.45	1.34	1.41
30	G	607	CHL	CHC-C1C	2.45	1.41	1.35
30	y	609	CHL	CHC-C1C	2.45	1.41	1.35
30	n	601	CHL	CHC-C1C	2.45	1.41	1.35
30	5	605	CHL	CBA-CGA	2.45	1.56	1.50
30	15	608	CHL	CHC-C1C	2.45	1.41	1.35
30	4	605	CHL	CBA-CGA	2.45	1.56	1.50
30	g	601	CHL	CHC-C1C	2.45	1.41	1.35
31	1	614	CLA	C1D-ND	-2.45	1.34	1.37
30	N	601	CHL	C2-C3	2.45	1.38	1.33
30	N	606	CHL	C2-C3	2.45	1.38	1.33
31	14	603	CLA	C1D-ND	-2.45	1.34	1.37
30	6	606	CHL	CHC-C1C	2.45	1.41	1.35
30	G	605	CHL	CHC-C1C	2.45	1.41	1.35
30	6	601	CHL	CHC-C1C	2.45	1.41	1.35
30	5	609	CHL	C2-C3	2.45	1.38	1.33
30	3	606	CHL	CHC-C1C	2.45	1.41	1.35
31	d	404	CLA	C1B-CHB	-2.45	1.34	1.41
31	r	611	CLA	C1B-CHB	-2.45	1.34	1.41
32	d	409	LHG	C6-C5	2.45	1.58	1.50
31	11	612	CLA	C1D-ND	-2.45	1.34	1.37
31	c	505	CLA	C1B-CHB	-2.45	1.34	1.41
30	11	609	CHL	CHC-C1C	2.45	1.41	1.35
31	16	615	CLA	C1D-ND	-2.45	1.34	1.37
31	y	604	CLA	C1B-CHB	-2.44	1.34	1.41
31	12	610	CLA	C1D-ND	-2.44	1.34	1.37
30	13	605	CHL	CHC-C1C	2.44	1.41	1.35
30	g	608	CHL	C2-C3	2.44	1.38	1.33
31	14	612	CLA	C1D-ND	-2.44	1.34	1.37
31	b	616	CLA	C1B-CHB	-2.44	1.34	1.41
31	16	615	CLA	C1B-CHB	-2.44	1.34	1.41
30	16	605	CHL	C2-C3	2.44	1.38	1.33
30	N	605	CHL	CHC-C1C	2.44	1.41	1.35
31	6	610	CLA	C1B-CHB	-2.44	1.34	1.41
31	n	602	CLA	C1B-CHB	-2.44	1.34	1.41
32	L	102	LHG	C6-C5	2.44	1.58	1.50
31	16	604	CLA	C1B-CHB	-2.44	1.34	1.41
31	5	604	CLA	C1B-CHB	-2.44	1.34	1.41
31	S	611	CLA	C1B-CHB	-2.44	1.34	1.41
31	R	611	CLA	C1B-CHB	-2.44	1.34	1.41
31	y	612	CLA	MG-NC	2.44	2.12	2.06
31	N	603	CLA	C1B-CHB	-2.44	1.34	1.41

Continued on next page...

Continued from previous page...

Mol	Chain	Res	Type	Atoms	Z	Observed(Å)	Ideal(Å)
31	n	611	CLA	C1B-CHB	-2.44	1.34	1.41
31	N	612	CLA	C1B-CHB	-2.44	1.34	1.41
30	n	608	CHL	CHC-C1C	2.44	1.41	1.35
31	3	611	CLA	C1B-CHB	-2.44	1.34	1.41
31	R	610	CLA	C1B-CHB	-2.44	1.34	1.41
31	r	608	CLA	C1B-CHB	-2.44	1.34	1.41
31	6	604	CLA	C1B-CHB	-2.44	1.34	1.41
31	R	604	CLA	C1B-CHB	-2.44	1.34	1.41
32	16	616	LHG	C24-C23	2.43	1.57	1.50
30	g	607	CHL	CHC-C1C	2.43	1.41	1.35
30	r	607	CHL	CHC-C1C	2.43	1.41	1.35
31	B	609	CLA	C1B-CHB	-2.43	1.34	1.41
31	b	601	CLA	C1B-CHB	-2.43	1.34	1.41
31	15	604	CLA	C1B-CHB	-2.43	1.34	1.41
30	16	605	CHL	CHC-C1C	2.43	1.41	1.35
30	Y	607	CHL	CHC-C1C	2.43	1.41	1.35
31	12	604	CLA	C1B-CHB	-2.43	1.34	1.41
30	Y	605	CHL	C2-C3	2.43	1.38	1.33
30	3	601	CHL	CHC-C1C	2.43	1.41	1.35
30	15	607	CHL	CHC-C1C	2.43	1.41	1.35
30	g	609	CHL	C2-C3	2.43	1.38	1.33
32	S	621	LHG	C4-C5	2.43	1.58	1.50
31	Y	614	CLA	C1B-CHB	-2.43	1.34	1.41
30	11	606	CHL	CHC-C1C	2.43	1.41	1.35
31	b	614	CLA	C1B-CHB	-2.43	1.34	1.41
30	6	601	CHL	C2-C3	2.43	1.38	1.33
30	2	607	CHL	C2-C3	2.43	1.38	1.33
31	1	613	CLA	C1B-CHB	-2.43	1.34	1.41
31	C	513	CLA	C1B-CHB	-2.43	1.34	1.41
30	1	605	CHL	CBA-CGA	2.43	1.56	1.50
31	R	603	CLA	C1B-CHB	-2.43	1.34	1.41
32	y	617	LHG	C4-C5	2.43	1.58	1.50
31	c	513	CLA	C1B-CHB	-2.43	1.34	1.41
30	6	608	CHL	CHC-C1C	2.43	1.41	1.35
31	R	602	CLA	C1B-CHB	-2.43	1.34	1.41
30	12	608	CHL	CHC-C1C	2.43	1.41	1.35
30	Y	608	CHL	CHC-C1C	2.43	1.41	1.35
30	g	605	CHL	CHC-C1C	2.43	1.41	1.35
30	y	609	CHL	C2-C3	2.43	1.38	1.33
30	S	601	CHL	CBA-CGA	2.43	1.56	1.50
30	6	607	CHL	C2-C3	2.43	1.38	1.33
31	15	602	CLA	C1B-CHB	-2.43	1.34	1.41

Continued on next page...

Continued from previous page...

Mol	Chain	Res	Type	Atoms	Z	Observed(Å)	Ideal(Å)
30	n	601	CHL	C2-C3	2.43	1.38	1.33
30	14	606	CHL	CHC-C1C	2.43	1.41	1.35
30	2	606	CHL	CBA-CGA	2.43	1.56	1.50
31	S	609	CLA	C1B-CHB	-2.43	1.34	1.41
30	N	609	CHL	C2-C3	2.43	1.38	1.33
31	G	603	CLA	C1B-CHB	-2.43	1.34	1.41
30	2	605	CHL	CHC-C1C	2.43	1.41	1.35
31	g	603	CLA	C1B-CHB	-2.43	1.34	1.41
31	r	602	CLA	C1B-CHB	-2.43	1.34	1.41
31	S	603	CLA	C1D-ND	-2.43	1.34	1.37
31	B	610	CLA	C1B-CHB	-2.42	1.34	1.41
31	b	610	CLA	C1B-CHB	-2.42	1.34	1.41
31	c	504	CLA	C1B-CHB	-2.42	1.34	1.41
32	A	415	LHG	C4-C5	2.42	1.58	1.50
31	1	612	CLA	C1D-ND	-2.42	1.34	1.37
31	16	612	CLA	C1D-ND	-2.42	1.34	1.37
31	s	603	CLA	C1B-CHB	-2.42	1.34	1.41
32	D	409	LHG	C6-C5	2.42	1.58	1.50
32	d	408	LHG	C6-C5	2.42	1.58	1.50
31	2	604	CLA	C1B-CHB	-2.42	1.34	1.41
31	B	601	CLA	C1B-CHB	-2.42	1.34	1.41
31	4	612	CLA	MG-NC	2.42	2.12	2.06
30	3	607	CHL	C2-C3	2.42	1.38	1.33
31	c	514	CLA	C1B-CHB	-2.42	1.34	1.41
31	5	612	CLA	C1B-CHB	-2.42	1.34	1.41
31	N	611	CLA	C1B-CHB	-2.42	1.34	1.41
30	5	606	CHL	CBA-CGA	2.42	1.56	1.50
30	s	601	CHL	CBA-CGA	2.42	1.56	1.50
31	6	614	CLA	C1B-CHB	-2.42	1.34	1.41
31	B	614	CLA	C1B-CHB	-2.42	1.34	1.41
31	s	615	CLA	C1B-CHB	-2.42	1.34	1.41
30	y	607	CHL	CHC-C1C	2.42	1.41	1.35
31	n	603	CLA	C1B-CHB	-2.42	1.34	1.41
30	14	601	CHL	CHC-C1C	2.42	1.41	1.35
31	R	608	CLA	C1B-CHB	-2.42	1.34	1.41
31	Y	602	CLA	C1B-CHB	-2.42	1.34	1.41
30	13	601	CHL	CHC-C1C	2.42	1.41	1.35
31	b	611	CLA	C1B-CHB	-2.42	1.34	1.41
31	12	610	CLA	C1B-CHB	-2.42	1.34	1.41
30	14	608	CHL	CHC-C1C	2.42	1.41	1.35
30	Y	607	CHL	C2-C3	2.42	1.38	1.33
31	R	614	CLA	C1B-CHB	-2.42	1.34	1.41

Continued on next page...

Continued from previous page...

Mol	Chain	Res	Type	Atoms	Z	Observed(Å)	Ideal(Å)
30	n	606	CHL	C2-C3	2.42	1.38	1.33
32	l	102	LHG	C6-C5	2.42	1.58	1.50
32	g	615	LHG	C6-C5	2.42	1.58	1.50
32	s	621	LHG	C4-C5	2.42	1.58	1.50
30	12	605	CHL	CBA-CGA	2.42	1.56	1.50
31	15	610	CLA	C1D-ND	-2.41	1.34	1.37
30	1	607	CHL	CHC-C1C	2.41	1.41	1.35
31	6	611	CLA	C1B-CHB	-2.41	1.34	1.41
31	C	514	CLA	C1B-CHB	-2.41	1.34	1.41
30	S	607	CHL	CHC-C1C	2.41	1.41	1.35
31	1	602	CLA	C1B-CHB	-2.41	1.34	1.41
31	4	611	CLA	C1B-CHB	-2.41	1.34	1.41
31	5	602	CLA	C1B-CHB	-2.41	1.34	1.41
30	14	605	CHL	CHC-C1C	2.41	1.41	1.35
31	14	602	CLA	C1B-CHB	-2.41	1.34	1.41
30	n	605	CHL	CHC-C1C	2.41	1.41	1.35
31	4	602	CLA	C1B-CHB	-2.41	1.34	1.41
31	b	609	CLA	C1B-CHB	-2.41	1.34	1.41
31	r	614	CLA	C1B-CHB	-2.41	1.34	1.41
30	13	609	CHL	MG-NC	2.41	2.12	2.06
31	C	510	CLA	C1B-CHB	-2.41	1.34	1.41
30	G	608	CHL	C2-C3	2.41	1.38	1.33
31	n	612	CLA	C1B-CHB	-2.41	1.34	1.41
30	4	605	CHL	CHC-C1C	2.41	1.41	1.35
31	S	604	CLA	C1B-CHB	-2.41	1.34	1.41
30	n	607	CHL	CHC-C1C	2.41	1.41	1.35
31	G	613	CLA	C1B-CHB	-2.41	1.34	1.41
32	Y	616	LHG	C6-C5	2.41	1.58	1.50
30	R	606	CHL	C2-C3	2.41	1.38	1.33
31	B	602	CLA	C1B-CHB	-2.41	1.34	1.41
31	Y	603	CLA	C1B-CHB	-2.41	1.34	1.41
31	r	604	CLA	C1B-CHB	-2.41	1.34	1.41
30	11	601	CHL	CHC-C1C	2.41	1.41	1.35
31	b	604	CLA	C1B-CHB	-2.41	1.34	1.41
31	r	613	CLA	C1B-CHB	-2.41	1.34	1.41
30	y	601	CHL	CHC-C1C	2.41	1.41	1.35
30	5	605	CHL	CHC-C1C	2.41	1.41	1.35
31	1	603	CLA	C1B-CHB	-2.41	1.34	1.41
31	S	603	CLA	C1B-CHB	-2.41	1.34	1.41
30	S	601	CHL	CHC-C1C	2.41	1.41	1.35
31	13	603	CLA	C1B-CHB	-2.41	1.34	1.41
31	g	613	CLA	C1B-CHB	-2.41	1.34	1.41

Continued on next page...

Continued from previous page...

Mol	Chain	Res	Type	Atoms	Z	Observed(Å)	Ideal(Å)
30	11	607	CHL	CBA-CGA	2.41	1.56	1.50
31	Y	604	CLA	C1B-CHB	-2.41	1.34	1.41
31	s	611	CLA	C1B-CHB	-2.41	1.34	1.41
32	S	617	LHG	C6-C5	2.40	1.58	1.50
30	1	605	CHL	CHC-C1C	2.40	1.41	1.35
31	C	504	CLA	C1B-CHB	-2.40	1.34	1.41
31	s	609	CLA	C1B-CHB	-2.40	1.34	1.41
31	y	614	CLA	C1B-CHB	-2.40	1.34	1.41
30	15	605	CHL	CBA-CGA	2.40	1.56	1.50
30	N	607	CHL	CHC-C1C	2.40	1.41	1.35
30	R	607	CHL	CHC-C1C	2.40	1.41	1.35
30	4	601	CHL	CHC-C1C	2.40	1.41	1.35
30	16	606	CHL	CHC-C1C	2.40	1.41	1.35
31	4	603	CLA	C1B-CHB	-2.40	1.34	1.41
30	s	601	CHL	CHC-C1C	2.40	1.41	1.35
31	12	613	CLA	C1B-CHB	-2.40	1.34	1.41
31	14	611	CLA	C1B-CHB	-2.40	1.34	1.41
31	y	615	CLA	C1B-CHB	-2.40	1.34	1.41
30	13	606	CHL	CHC-C1C	2.40	1.41	1.35
30	r	606	CHL	C2-C3	2.40	1.38	1.33
30	s	607	CHL	CHC-C1C	2.40	1.41	1.35
31	S	615	CLA	C1B-CHB	-2.40	1.34	1.41
31	1	610	CLA	C1B-CHB	-2.40	1.34	1.41
31	Y	615	CLA	C1B-CHB	-2.40	1.34	1.41
30	n	609	CHL	C2-C3	2.40	1.38	1.33
32	Y	617	LHG	C4-C5	2.40	1.58	1.50
31	s	613	CLA	C1B-CHB	-2.40	1.34	1.41
30	3	601	CHL	C2-C3	2.40	1.38	1.33
31	B	612	CLA	C1B-CHB	-2.40	1.34	1.41
31	3	602	CLA	C1B-CHB	-2.39	1.34	1.41
31	g	614	CLA	C1B-CHB	-2.39	1.34	1.41
30	y	607	CHL	C2-C3	2.39	1.38	1.33
30	Y	605	CHL	CHC-C1C	2.39	1.41	1.35
31	13	613	CLA	C1D-ND	-2.39	1.34	1.37
30	15	606	CHL	CHC-C1C	2.39	1.41	1.35
30	16	601	CHL	CHC-C1C	2.39	1.41	1.35
30	4	607	CHL	CHC-C1C	2.39	1.41	1.35
34	r	617	NEX	C1-C6	-2.39	1.50	1.54
31	G	614	CLA	C1B-CHB	-2.39	1.34	1.41
31	R	613	CLA	C1B-CHB	-2.39	1.34	1.41
31	1	614	CLA	C1B-CHB	-2.39	1.34	1.41
30	r	605	CHL	CHC-C1C	2.39	1.41	1.35

Continued on next page...

Continued from previous page...

Mol	Chain	Res	Type	Atoms	Z	Observed(Å)	Ideal(Å)
31	2	602	CLA	C1B-CHB	-2.39	1.34	1.41
30	5	607	CHL	CHC-C1C	2.39	1.41	1.35
31	15	610	CLA	C1B-CHB	-2.39	1.34	1.41
31	13	615	CLA	C1D-ND	-2.39	1.34	1.37
32	13	616	LHG	C24-C23	2.39	1.57	1.50
30	N	601	CHL	CHC-C1C	2.39	1.41	1.35
31	14	604	CLA	C1B-CHB	-2.39	1.34	1.41
32	a	401	LHG	C24-C23	2.39	1.57	1.50
31	11	614	CLA	C1B-CHB	-2.39	1.34	1.41
30	Y	609	CHL	C2-C3	2.39	1.38	1.33
31	11	611	CLA	C1B-CHB	-2.39	1.34	1.41
31	y	611	CLA	C1B-CHB	-2.39	1.34	1.41
31	s	614	CLA	C1B-CHB	-2.39	1.34	1.41
31	16	603	CLA	C1B-CHB	-2.39	1.34	1.41
30	1	601	CHL	CHC-C1C	2.39	1.41	1.35
31	G	611	CLA	C1B-CHB	-2.39	1.34	1.41
32	r	619	LHG	C24-C23	2.39	1.57	1.50
30	16	608	CHL	CHC-C1C	2.39	1.41	1.35
32	D	412	LHG	C24-C23	2.39	1.57	1.50
32	Y	618	LHG	C24-C23	2.39	1.57	1.50
31	3	603	CLA	C1B-CHB	-2.39	1.34	1.41
31	15	603	CLA	C1B-CHB	-2.39	1.34	1.41
31	B	611	CLA	C1B-CHB	-2.39	1.34	1.41
31	c	510	CLA	C1B-CHB	-2.39	1.34	1.41
31	g	611	CLA	C1B-CHB	-2.39	1.34	1.41
30	14	601	CHL	C2-C3	2.39	1.38	1.33
30	16	607	CHL	CHC-C1C	2.38	1.41	1.35
31	1	611	CLA	C1B-CHB	-2.38	1.34	1.41
30	Y	601	CHL	CHC-C1C	2.38	1.41	1.35
31	B	613	CLA	C1B-CHB	-2.38	1.34	1.41
31	C	502	CLA	C1B-CHB	-2.38	1.34	1.41
31	D	405	CLA	C1B-CHB	-2.38	1.34	1.41
32	n	616	LHG	C6-C5	2.38	1.58	1.50
32	R	619	LHG	C6-C5	2.38	1.58	1.50
31	S	614	CLA	C1B-CHB	-2.38	1.34	1.41
30	13	607	CHL	CHC-C1C	2.38	1.41	1.35
30	13	608	CHL	CHC-C1C	2.38	1.41	1.35
30	G	601	CHL	C2-C3	2.38	1.38	1.33
31	12	609	CLA	C1B-CHB	-2.38	1.34	1.41
31	15	609	CLA	C1B-CHB	-2.38	1.34	1.41
31	b	602	CLA	C1B-CHB	-2.38	1.34	1.41
31	s	604	CLA	C1B-CHB	-2.38	1.34	1.41

Continued on next page...

Continued from previous page...

Mol	Chain	Res	Type	Atoms	Z	Observed(Å)	Ideal(Å)
31	Y	612	CLA	MG-NC	2.38	2.11	2.06
32	y	616	LHG	C6-C5	2.38	1.58	1.50
30	g	606	CHL	CHC-C1C	2.38	1.41	1.35
31	C	508	CLA	C1B-CHB	-2.38	1.34	1.41
31	b	612	CLA	C1B-CHB	-2.38	1.34	1.41
31	c	502	CLA	C1B-CHB	-2.38	1.34	1.41
31	c	507	CLA	C1B-CHB	-2.38	1.34	1.41
30	n	605	CHL	C2-C3	2.38	1.38	1.33
31	g	602	CLA	C1B-CHB	-2.38	1.34	1.41
30	S	608	CHL	CHC-C1C	2.38	1.41	1.35
31	11	602	CLA	C1B-CHB	-2.38	1.34	1.41
30	1	608	CHL	CHC-C1C	2.38	1.41	1.35
32	A	415	LHG	C24-C23	2.38	1.57	1.50
31	16	602	CLA	C1B-CHB	-2.38	1.34	1.41
31	11	612	CLA	MG-NC	2.38	2.11	2.06
30	13	606	CHL	C2-C3	2.38	1.38	1.33
31	C	507	CLA	C1B-CHB	-2.38	1.34	1.41
30	3	608	CHL	CHC-C1C	2.38	1.41	1.35
31	14	603	CLA	C1B-CHB	-2.38	1.34	1.41
31	y	602	CLA	C1B-CHB	-2.38	1.34	1.41
31	3	613	CLA	C1B-CHB	-2.37	1.34	1.41
30	G	608	CHL	CHC-C1C	2.37	1.41	1.35
31	13	602	CLA	C1B-CHB	-2.37	1.34	1.41
30	3	609	CHL	CHC-C1C	2.37	1.41	1.35
31	6	602	CLA	C1B-CHB	-2.37	1.34	1.41
32	y	618	LHG	C24-C23	2.37	1.57	1.50
31	14	614	CLA	C1B-CHB	-2.37	1.34	1.41
31	5	603	CLA	C1B-CHB	-2.37	1.34	1.41
31	G	602	CLA	C1B-CHB	-2.37	1.34	1.41
32	R	619	LHG	C4-C5	2.37	1.58	1.50
31	12	602	CLA	C1B-CHB	-2.37	1.34	1.41
31	13	614	CLA	C1B-CHB	-2.37	1.34	1.41
31	14	613	CLA	C1B-CHB	-2.37	1.34	1.41
31	Y	610	CLA	C1B-CHB	-2.37	1.34	1.41
31	s	602	CLA	C1B-CHB	-2.37	1.34	1.41
30	n	606	CHL	CHC-C1C	2.37	1.41	1.35
32	Y	616	LHG	P-O6	2.37	1.68	1.59
31	6	603	CLA	C1B-CHB	-2.37	1.34	1.41
31	C	503	CLA	C1B-CHB	-2.37	1.34	1.41
31	c	503	CLA	C1B-CHB	-2.37	1.34	1.41
31	16	612	CLA	MG-NC	2.37	2.11	2.06
31	4	610	CLA	C1B-CHB	-2.37	1.34	1.41

Continued on next page...

Continued from previous page...

Mol	Chain	Res	Type	Atoms	Z	Observed(Å)	Ideal(Å)
30	14	608	CHL	C2-C3	2.37	1.39	1.32
31	r	601	CLA	C1B-CHB	-2.37	1.34	1.41
30	N	609	CHL	CHC-C1C	2.37	1.41	1.35
31	d	405	CLA	C1B-CHB	-2.36	1.34	1.41
30	Y	609	CHL	CHC-C1C	2.36	1.41	1.35
31	Y	611	CLA	C1B-CHB	-2.36	1.34	1.41
32	r	621	LHG	C24-C23	2.36	1.57	1.50
31	S	613	CLA	C1B-CHB	-2.36	1.34	1.41
31	D	404	CLA	C1B-CHB	-2.36	1.34	1.41
31	a	407	CLA	C1B-CHB	-2.36	1.34	1.41
32	1	615	LHG	C4-C5	2.36	1.57	1.50
31	A	406	CLA	C1B-CHB	-2.36	1.34	1.41
30	6	609	CHL	CHC-C1C	2.36	1.41	1.35
31	11	603	CLA	C1B-CHB	-2.36	1.34	1.41
30	r	606	CHL	CHC-C1C	2.36	1.41	1.35
30	4	606	CHL	CHC-C1C	2.36	1.41	1.35
30	5	608	CHL	CHC-C1C	2.36	1.41	1.35
31	4	613	CLA	C1B-CHB	-2.36	1.34	1.41
30	g	608	CHL	CHC-C1C	2.36	1.41	1.35
31	13	611	CLA	C1B-CHB	-2.36	1.34	1.41
30	2	607	CHL	CHC-C1C	2.36	1.41	1.35
32	c	521	LHG	C24-C23	2.36	1.57	1.50
31	2	603	CLA	C1B-CHB	-2.36	1.34	1.41
30	4	608	CHL	CHC-C1C	2.36	1.41	1.35
32	R	618	LHG	C6-C5	2.36	1.57	1.50
31	3	610	CLA	C1B-CHB	-2.36	1.34	1.41
31	15	613	CLA	C1B-CHB	-2.36	1.34	1.41
31	d	402	CLA	C1B-CHB	-2.36	1.34	1.41
31	y	610	CLA	C1B-CHB	-2.36	1.34	1.41
31	13	612	CLA	MG-NC	2.36	2.11	2.06
30	N	607	CHL	C2-C3	2.36	1.38	1.33
31	A	404	CLA	C1B-CHB	-2.36	1.34	1.41
32	d	413	LHG	C24-C23	2.36	1.57	1.50
31	16	611	CLA	C1B-CHB	-2.36	1.34	1.41
31	5	610	CLA	C1B-CHB	-2.36	1.34	1.41
31	R	612	CLA	C1B-CHB	-2.36	1.34	1.41
31	3	615	CLA	C1B-CHB	-2.36	1.34	1.41
31	4	612	CLA	C1D-ND	-2.35	1.34	1.37
31	16	613	CLA	C1B-CHB	-2.35	1.34	1.41
31	a	404	CLA	C1B-CHB	-2.35	1.34	1.41
30	N	605	CHL	C2-C3	2.35	1.38	1.33
31	N	610	CLA	C1B-CHB	-2.35	1.34	1.41

Continued on next page...

Continued from previous page...

Mol	Chain	Res	Type	Atoms	Z	Observed(Å)	Ideal(Å)
31	g	610	CLA	C1B-CHB	-2.35	1.34	1.41
30	R	606	CHL	CHC-C1C	2.35	1.41	1.35
31	2	613	CLA	C1B-CHB	-2.35	1.34	1.41
31	N	613	CLA	C1B-CHB	-2.35	1.34	1.41
30	s	608	CHL	CHC-C1C	2.35	1.41	1.35
31	13	613	CLA	C1B-CHB	-2.35	1.34	1.41
32	y	616	LHG	P-O6	2.35	1.68	1.59
31	3	614	CLA	C1B-CHB	-2.35	1.34	1.41
30	N	606	CHL	CHC-C1C	2.35	1.41	1.35
31	2	610	CLA	C1B-CHB	-2.35	1.34	1.41
31	4	614	CLA	C1B-CHB	-2.35	1.34	1.41
31	16	614	CLA	C1B-CHB	-2.35	1.34	1.41
30	11	608	CHL	C2-C3	2.35	1.39	1.32
31	6	613	CLA	C1B-CHB	-2.35	1.34	1.41
30	R	605	CHL	CHC-C1C	2.35	1.41	1.35
30	1	601	CHL	C2-C3	2.35	1.38	1.33
31	16	610	CLA	C1B-CHB	-2.35	1.34	1.41
30	1	606	CHL	CHC-C1C	2.35	1.41	1.35
31	r	609	CLA	C1B-CHB	-2.35	1.34	1.41
31	n	614	CLA	C1B-CHB	-2.35	1.34	1.41
31	11	613	CLA	C1B-CHB	-2.34	1.34	1.41
30	3	605	CHL	CHC-C1C	2.34	1.41	1.35
31	13	615	CLA	C1B-CHB	-2.34	1.34	1.41
31	11	604	CLA	C1B-CHB	-2.34	1.34	1.41
31	S	610	CLA	C1B-CHB	-2.34	1.34	1.41
31	15	612	CLA	C1B-CHB	-2.34	1.34	1.41
31	c	511	CLA	C1B-CHB	-2.34	1.34	1.41
31	N	602	CLA	C1B-CHB	-2.34	1.34	1.41
31	13	610	CLA	C1B-CHB	-2.34	1.34	1.41
31	1	610	CLA	MG-NC	2.34	2.11	2.06
31	4	610	CLA	C1D-ND	-2.34	1.34	1.37
31	s	610	CLA	C1B-CHB	-2.34	1.34	1.41
30	6	605	CHL	CHC-C1C	2.34	1.41	1.35
34	g	618	NEX	C1-C6	-2.34	1.50	1.54
31	A	403	CLA	C1B-CHB	-2.34	1.34	1.41
31	G	610	CLA	C1B-CHB	-2.34	1.34	1.41
32	D	412	LHG	C4-C5	2.34	1.57	1.50
31	C	511	CLA	C1B-CHB	-2.34	1.34	1.41
30	16	609	CHL	CHC-C1C	2.33	1.40	1.35
30	1	607	CHL	C2-C3	2.33	1.39	1.32
31	b	613	CLA	C1B-CHB	-2.33	1.34	1.41
31	S	602	CLA	C1B-CHB	-2.33	1.34	1.41

Continued on next page...

Continued from previous page...

Mol	Chain	Res	Type	Atoms	Z	Observed(Å)	Ideal(Å)
31	5	613	CLA	C1B-CHB	-2.33	1.34	1.41
31	4	604	CLA	C1B-CHB	-2.33	1.34	1.41
31	n	610	CLA	C1B-CHB	-2.33	1.34	1.41
31	s	612	CLA	MG-NC	2.33	2.11	2.06
30	6	607	CHL	CHC-C1C	2.33	1.40	1.35
31	R	612	CLA	C1D-ND	-2.33	1.34	1.37
30	4	607	CHL	C2-C3	2.33	1.39	1.32
31	14	610	CLA	C1B-CHB	-2.33	1.34	1.41
32	a	401	LHG	C4-C5	2.33	1.57	1.50
33	y	623	LUT	C22-C23	-2.33	1.49	1.53
31	12	603	CLA	C1B-CHB	-2.32	1.34	1.41
32	d	413	LHG	C4-C5	2.32	1.57	1.50
30	2	608	CHL	CHC-C1C	2.32	1.40	1.35
30	y	608	CHL	CHC-C1C	2.32	1.40	1.35
30	5	609	CHL	CHC-C1C	2.32	1.40	1.35
31	n	613	CLA	C1B-CHB	-2.32	1.34	1.41
30	g	601	CHL	C2-C3	2.32	1.38	1.33
30	15	606	CHL	C2-C3	2.32	1.39	1.32
31	5	612	CLA	MG-NC	2.32	2.11	2.06
30	4	609	CHL	CHC-C1C	2.32	1.40	1.35
31	Y	613	CLA	C1B-CHB	-2.32	1.34	1.41
31	1	604	CLA	C1B-CHB	-2.32	1.34	1.41
31	2	611	CLA	C1B-CHB	-2.32	1.34	1.41
32	R	619	LHG	C24-C23	2.32	1.57	1.50
30	1	609	CHL	CHC-C1C	2.32	1.40	1.35
31	S	605	CLA	C1B-CHB	-2.31	1.34	1.41
30	G	606	CHL	CHC-C1C	2.31	1.40	1.35
31	n	615	CLA	C1B-CHB	-2.31	1.34	1.41
31	y	613	CLA	C1B-CHB	-2.31	1.34	1.41
30	4	601	CHL	C2-C3	2.31	1.38	1.33
31	g	612	CLA	MG-NC	2.31	2.11	2.06
32	N	616	LHG	C6-C5	2.31	1.57	1.50
31	R	609	CLA	C1B-CHB	-2.31	1.34	1.41
30	G	609	CHL	CHC-C1C	2.31	1.40	1.35
31	r	612	CLA	C1B-CHB	-2.31	1.34	1.41
30	5	601	CHL	C2-C3	2.31	1.39	1.32
34	G	618	NEX	C1-C6	-2.31	1.50	1.54
31	S	612	CLA	C1D-ND	-2.31	1.34	1.37
30	2	609	CHL	CHC-C1C	2.31	1.40	1.35
30	12	606	CHL	CHC-C1C	2.31	1.40	1.35
31	R	601	CLA	C1B-CHB	-2.31	1.34	1.41
31	b	615	CLA	MG-NC	2.30	2.11	2.06

Continued on next page...

Continued from previous page...

Mol	Chain	Res	Type	Atoms	Z	Observed(Å)	Ideal(Å)
32	r	619	LHG	C4-C5	2.30	1.57	1.50
32	14	615	LHG	C24-C23	2.30	1.57	1.50
32	Y	617	LHG	C24-C23	2.30	1.57	1.50
30	3	607	CHL	CHC-C1C	2.30	1.40	1.35
31	11	610	CLA	C1B-CHB	-2.30	1.34	1.41
31	6	615	CLA	C1B-CHB	-2.30	1.34	1.41
31	G	612	CLA	MG-NC	2.30	2.11	2.06
31	14	612	CLA	MG-NC	2.30	2.11	2.06
32	R	621	LHG	C24-C23	2.29	1.57	1.50
33	Y	622	LUT	C22-C23	-2.29	1.49	1.53
32	1	615	LHG	C24-C23	2.29	1.57	1.50
32	13	616	LHG	C4-C5	2.29	1.57	1.50
31	6	612	CLA	MG-NC	2.29	2.11	2.06
32	A	411	LHG	C24-C23	2.29	1.57	1.50
31	N	614	CLA	C1B-CHB	-2.29	1.34	1.41
31	n	612	CLA	MG-NC	2.29	2.11	2.06
30	n	609	CHL	CHC-C1C	2.29	1.40	1.35
32	4	615	LHG	C24-C23	2.29	1.57	1.50
30	g	609	CHL	CHC-C1C	2.29	1.40	1.35
31	1	612	CLA	MG-NC	2.29	2.11	2.06
31	s	605	CLA	C1B-CHB	-2.29	1.34	1.41
32	A	413	LHG	C24-C23	2.29	1.57	1.50
31	N	612	CLA	MG-NC	2.28	2.11	2.06
30	y	601	CHL	C2-C3	2.28	1.38	1.33
30	12	606	CHL	C2-C3	2.28	1.38	1.32
30	14	606	CHL	MG-NC	2.28	2.11	2.06
30	n	607	CHL	C2-C3	2.28	1.38	1.33
32	a	413	LHG	C24-C23	2.27	1.57	1.50
30	13	609	CHL	CHC-C1C	2.27	1.40	1.35
30	Y	601	CHL	C2-C3	2.27	1.38	1.33
31	6	613	CLA	MG-NC	2.27	2.11	2.06
32	4	615	LHG	C4-C5	2.27	1.57	1.50
32	a	414	LHG	C4-C5	2.27	1.57	1.50
30	11	606	CHL	MG-NC	2.27	2.11	2.06
31	12	611	CLA	MG-NC	2.27	2.11	2.06
31	N	615	CLA	C1B-CHB	-2.27	1.34	1.41
31	3	612	CLA	MG-NC	2.27	2.11	2.06
31	C	513	CLA	MG-NC	2.26	2.11	2.06
31	c	513	CLA	MG-NC	2.26	2.11	2.06
31	B	615	CLA	MG-NC	2.26	2.11	2.06
32	C	521	LHG	C24-C23	2.26	1.57	1.50
32	c	521	LHG	C4-C5	2.26	1.57	1.50

Continued on next page...

Continued from previous page...

Mol	Chain	Res	Type	Atoms	Z	Observed(Å)	Ideal(Å)
32	y	617	LHG	C24-C23	2.26	1.57	1.50
31	2	612	CLA	MG-NC	2.26	2.11	2.06
31	12	612	CLA	C1B-CHB	-2.26	1.34	1.41
32	A	411	LHG	C4-C5	2.26	1.57	1.50
31	15	611	CLA	MG-NC	2.26	2.11	2.06
30	r	607	CHL	C2-C3	2.25	1.38	1.32
30	15	608	CHL	MG-NC	2.25	2.11	2.06
31	13	611	CLA	MG-NC	2.25	2.11	2.06
30	N	607	CHL	MG-NC	2.25	2.11	2.06
32	11	615	LHG	C24-C23	2.25	1.57	1.50
30	1	607	CHL	MG-NC	2.25	2.11	2.06
31	N	611	CLA	MG-NC	2.25	2.11	2.06
32	r	618	LHG	C6-C5	2.25	1.57	1.50
30	S	608	CHL	MG-NC	2.25	2.11	2.06
32	C	521	LHG	C4-C5	2.25	1.57	1.50
31	n	611	CLA	MG-NC	2.25	2.11	2.06
30	R	607	CHL	C2-C3	2.25	1.38	1.32
31	S	609	CLA	MG-NC	2.25	2.11	2.06
32	3	616	LHG	C24-C23	2.25	1.57	1.50
32	s	617	LHG	C6-C5	2.24	1.57	1.50
30	2	609	CHL	MG-NC	2.24	2.11	2.06
32	3	617	LHG	C4-C5	2.24	1.57	1.50
30	S	607	CHL	MG-NC	2.24	2.11	2.06
30	4	607	CHL	MG-NC	2.24	2.11	2.06
31	y	604	CLA	MG-NC	2.24	2.11	2.06
30	12	601	CHL	MG-NC	2.24	2.11	2.06
30	s	608	CHL	MG-NC	2.24	2.11	2.06
31	6	610	CLA	MG-NC	2.24	2.11	2.06
30	16	609	CHL	MG-NC	2.24	2.11	2.06
32	6	616	LHG	C24-C23	2.23	1.57	1.50
30	11	607	CHL	MG-NC	2.23	2.11	2.06
32	a	411	LHG	C24-C23	2.23	1.57	1.50
31	14	604	CLA	MG-NC	2.23	2.11	2.06
31	S	603	CLA	MG-NC	2.23	2.11	2.06
31	Y	604	CLA	MG-NC	2.23	2.11	2.06
30	Y	608	CHL	MG-NC	2.23	2.11	2.06
30	n	607	CHL	MG-NC	2.23	2.11	2.06
31	14	611	CLA	MG-NC	2.23	2.11	2.06
30	6	609	CHL	MG-NC	2.23	2.11	2.06
30	s	607	CHL	MG-NC	2.23	2.11	2.06
31	1	613	CLA	MG-NC	2.23	2.11	2.06
30	14	608	CHL	MG-NC	2.23	2.11	2.06

Continued on next page...

Continued from previous page...

Mol	Chain	Res	Type	Atoms	Z	Observed(Å)	Ideal(Å)
30	4	606	CHL	MG-NC	2.23	2.11	2.06
31	16	615	CLA	MG-NC	2.23	2.11	2.06
30	1	608	CHL	MG-NC	2.23	2.11	2.06
30	G	609	CHL	MG-NC	2.23	2.11	2.06
31	12	610	CLA	MG-NC	2.23	2.11	2.06
31	b	604	CLA	MG-NC	2.23	2.11	2.06
30	14	605	CHL	MG-NC	2.22	2.11	2.06
30	13	601	CHL	MG-NC	2.22	2.11	2.06
32	3	617	LHG	C24-C23	2.22	1.57	1.50
32	16	616	LHG	C4-C5	2.22	1.57	1.50
31	B	604	CLA	MG-NC	2.22	2.11	2.06
31	r	611	CLA	MG-NC	2.22	2.11	2.06
30	4	608	CHL	MG-NC	2.22	2.11	2.06
31	g	614	CLA	MG-NC	2.22	2.11	2.06
31	s	603	CLA	MG-NC	2.22	2.11	2.06
30	6	605	CHL	MG-NC	2.22	2.11	2.06
30	5	609	CHL	MG-NC	2.22	2.11	2.06
31	11	611	CLA	MG-NC	2.22	2.11	2.06
30	y	607	CHL	MG-NC	2.22	2.11	2.06
32	A	414	LHG	C4-C5	2.22	1.57	1.50
30	2	608	CHL	MG-NC	2.22	2.11	2.06
31	s	602	CLA	MG-NC	2.22	2.11	2.06
31	s	609	CLA	MG-NC	2.22	2.11	2.06
32	a	414	LHG	C24-C23	2.21	1.57	1.50
31	B	605	CLA	MG-NC	2.21	2.11	2.06
31	3	613	CLA	MG-NC	2.21	2.11	2.06
31	S	613	CLA	MG-NC	2.21	2.11	2.06
30	G	605	CHL	MG-NC	2.21	2.11	2.06
31	6	611	CLA	MG-NC	2.21	2.11	2.06
30	12	608	CHL	MG-NC	2.21	2.11	2.06
30	16	601	CHL	MG-NC	2.21	2.11	2.06
30	g	609	CHL	MG-NC	2.21	2.11	2.06
30	5	608	CHL	MG-NC	2.21	2.11	2.06
30	3	609	CHL	MG-NC	2.21	2.11	2.06
30	S	601	CHL	MG-NC	2.21	2.11	2.06
30	g	601	CHL	MG-NC	2.21	2.11	2.06
32	S	617	LHG	C24-C23	2.21	1.57	1.50
30	G	601	CHL	MG-NC	2.21	2.11	2.06
32	6	617	LHG	C4-C5	2.21	1.57	1.50
31	2	602	CLA	MG-NC	2.21	2.11	2.06
31	S	602	CLA	MG-NC	2.21	2.11	2.06
31	16	611	CLA	MG-NC	2.20	2.11	2.06

Continued on next page...

Continued from previous page...

Mol	Chain	Res	Type	Atoms	Z	Observed(Å)	Ideal(Å)
30	6	607	CHL	MG-NC	2.20	2.11	2.06
30	14	607	CHL	MG-NC	2.20	2.11	2.06
30	N	601	CHL	MG-NC	2.20	2.11	2.06
30	R	607	CHL	MG-NC	2.20	2.11	2.06
30	13	608	CHL	MG-NC	2.20	2.11	2.06
33	11	617	LUT	C22-C23	-2.20	1.49	1.53
31	16	613	CLA	MG-NC	2.20	2.11	2.06
30	4	609	CHL	MG-NC	2.20	2.11	2.06
30	n	601	CHL	MG-NC	2.20	2.11	2.06
31	5	611	CLA	MG-NC	2.20	2.11	2.06
33	6	618	LUT	C22-C23	-2.20	1.49	1.53
30	3	607	CHL	MG-NC	2.20	2.11	2.06
31	11	604	CLA	MG-NC	2.20	2.11	2.06
32	y	618	LHG	C4-C5	2.20	1.57	1.50
30	y	609	CHL	MG-NC	2.20	2.11	2.06
31	1	611	CLA	MG-NC	2.20	2.11	2.06
31	g	611	CLA	MG-NC	2.20	2.11	2.06
30	16	605	CHL	MG-NC	2.20	2.11	2.06
30	6	608	CHL	MG-NC	2.20	2.11	2.06
31	15	613	CLA	MG-NC	2.20	2.11	2.06
31	R	613	CLA	MG-NC	2.20	2.11	2.06
30	1	609	CHL	MG-NC	2.20	2.11	2.06
30	3	608	CHL	MG-NC	2.20	2.11	2.06
31	3	603	CLA	MG-NC	2.20	2.11	2.06
32	Y	618	LHG	C4-C5	2.20	1.57	1.50
32	R	618	LHG	C24-C23	2.20	1.57	1.50
32	14	615	LHG	C4-C5	2.20	1.57	1.50
31	15	610	CLA	MG-NC	2.20	2.11	2.06
30	1	601	CHL	MG-NC	2.19	2.11	2.06
31	y	614	CLA	MG-NC	2.19	2.11	2.06
30	15	601	CHL	MG-NC	2.19	2.11	2.06
30	N	608	CHL	MG-NC	2.19	2.11	2.06
30	G	607	CHL	MG-NC	2.19	2.11	2.06
32	a	411	LHG	C4-C5	2.19	1.57	1.50
30	n	605	CHL	MG-NC	2.19	2.11	2.06
31	2	604	CLA	MG-NC	2.19	2.11	2.06
30	2	601	CHL	MG-NC	2.19	2.11	2.06
30	N	609	CHL	MG-NC	2.19	2.11	2.06
31	G	604	CLA	MG-NC	2.19	2.11	2.06
31	12	609	CLA	MG-NC	2.19	2.11	2.06
31	R	611	CLA	MG-NC	2.19	2.11	2.06
31	c	506	CLA	MG-NC	2.19	2.11	2.06

Continued on next page...

Continued from previous page...

Mol	Chain	Res	Type	Atoms	Z	Observed(Å)	Ideal(Å)
31	3	611	CLA	MG-NC	2.19	2.11	2.06
30	N	606	CHL	MG-NC	2.19	2.11	2.06
31	4	611	CLA	MG-NC	2.19	2.11	2.06
30	G	608	CHL	MG-NC	2.19	2.11	2.06
31	s	613	CLA	MG-NC	2.19	2.11	2.06
30	s	601	CHL	MG-NC	2.19	2.11	2.06
30	2	607	CHL	MG-NC	2.19	2.11	2.06
31	5	604	CLA	MG-NC	2.19	2.11	2.06
31	4	614	CLA	MG-NC	2.19	2.11	2.06
31	11	614	CLA	MG-NC	2.19	2.11	2.06
30	3	605	CHL	MG-NC	2.18	2.11	2.06
30	14	601	CHL	MG-NC	2.18	2.11	2.06
31	G	603	CLA	MG-NC	2.18	2.11	2.06
30	N	605	CHL	MG-NC	2.18	2.11	2.06
30	y	606	CHL	MG-NC	2.18	2.11	2.06
31	S	605	CLA	MG-NC	2.18	2.11	2.06
33	14	617	LUT	C22-C23	-2.18	1.49	1.53
30	n	608	CHL	MG-NC	2.18	2.11	2.06
32	r	621	LHG	C4-C5	2.18	1.57	1.50
30	16	607	CHL	MG-NC	2.18	2.11	2.06
30	r	607	CHL	MG-NC	2.18	2.11	2.06
30	13	607	CHL	MG-NC	2.18	2.11	2.06
30	15	607	CHL	MG-NC	2.18	2.11	2.06
30	2	606	CHL	MG-NC	2.18	2.11	2.06
30	5	606	CHL	MG-NC	2.18	2.11	2.06
30	11	601	CHL	MG-NC	2.18	2.11	2.06
30	3	601	CHL	MG-NC	2.18	2.11	2.06
31	6	614	CLA	MG-NC	2.18	2.11	2.06
31	G	614	CLA	MG-NC	2.18	2.11	2.06
32	A	414	LHG	C24-C23	2.18	1.57	1.50
31	16	602	CLA	MG-NC	2.18	2.11	2.06
30	5	601	CHL	MG-NC	2.18	2.11	2.06
31	1	614	CLA	MG-NC	2.18	2.11	2.06
31	3	614	CLA	MG-NC	2.18	2.11	2.06
31	14	614	CLA	MG-NC	2.18	2.11	2.06
31	n	604	CLA	MG-NC	2.18	2.11	2.06
30	g	608	CHL	MG-NC	2.18	2.11	2.06
30	5	607	CHL	MG-NC	2.18	2.11	2.06
31	12	613	CLA	MG-NC	2.18	2.11	2.06
31	14	602	CLA	MG-NC	2.17	2.11	2.06
31	G	611	CLA	MG-NC	2.17	2.11	2.06
30	6	601	CHL	MG-NC	2.17	2.11	2.06

Continued on next page...

Continued from previous page...

Mol	Chain	Res	Type	Atoms	Z	Observed(Å)	Ideal(Å)
30	Y	601	CHL	MG-NC	2.17	2.11	2.06
31	a	407	CLA	MG-NC	2.17	2.11	2.06
30	Y	607	CHL	MG-NC	2.17	2.11	2.06
31	R	604	CLA	MG-NC	2.17	2.11	2.06
30	Y	606	CHL	MG-NC	2.17	2.11	2.06
31	4	613	CLA	MG-NC	2.17	2.11	2.06
31	5	602	CLA	MG-NC	2.17	2.11	2.06
30	16	608	CHL	MG-NC	2.17	2.11	2.06
31	11	602	CLA	MG-NC	2.17	2.11	2.06
31	13	603	CLA	MG-NC	2.17	2.11	2.06
31	13	615	CLA	MG-NC	2.17	2.11	2.06
30	S	606	CHL	MG-NC	2.17	2.11	2.06
31	b	603	CLA	MG-NC	2.17	2.11	2.06
31	13	602	CLA	MG-NC	2.17	2.11	2.06
31	16	614	CLA	MG-NC	2.17	2.11	2.06
30	G	606	CHL	MG-NC	2.17	2.11	2.06
31	3	604	CLA	MG-NC	2.17	2.11	2.06
30	g	607	CHL	MG-NC	2.17	2.11	2.06
31	1	603	CLA	MG-NC	2.17	2.11	2.06
31	14	603	CLA	MG-NC	2.17	2.11	2.06
31	g	613	CLA	MG-NC	2.17	2.11	2.06
32	11	615	LHG	C4-C5	2.17	1.57	1.50
31	A	406	CLA	MG-NC	2.17	2.11	2.06
31	R	602	CLA	MG-NC	2.17	2.11	2.06
31	S	614	CLA	MG-NC	2.17	2.11	2.06
30	y	605	CHL	MG-NC	2.16	2.11	2.06
31	2	603	CLA	MG-NC	2.16	2.11	2.06
31	15	604	CLA	MG-NC	2.16	2.11	2.06
31	G	613	CLA	MG-NC	2.16	2.11	2.06
31	13	613	CLA	MG-NC	2.16	2.11	2.06
30	4	601	CHL	MG-NC	2.16	2.11	2.06
31	c	509	CLA	MG-NC	2.16	2.11	2.06
31	15	602	CLA	MG-NC	2.16	2.11	2.06
30	6	606	CHL	MG-NC	2.16	2.11	2.06
30	5	605	CHL	MG-NC	2.16	2.11	2.06
30	s	606	CHL	MG-NC	2.16	2.11	2.06
30	y	601	CHL	MG-NC	2.16	2.11	2.06
31	B	611	CLA	MG-NC	2.16	2.11	2.06
31	r	602	CLA	MG-NC	2.16	2.11	2.06
31	B	603	CLA	MG-NC	2.16	2.11	2.06
31	6	603	CLA	MG-NC	2.16	2.11	2.06
31	11	603	CLA	MG-NC	2.16	2.11	2.06

Continued on next page...

Continued from previous page...

Mol	Chain	Res	Type	Atoms	Z	Observed(Å)	Ideal(Å)
31	C	506	CLA	MG-NC	2.16	2.11	2.06
30	12	607	CHL	MG-NC	2.16	2.11	2.06
31	16	603	CLA	MG-NC	2.16	2.11	2.06
31	S	611	CLA	MG-NC	2.16	2.11	2.06
30	3	606	CHL	MG-NC	2.16	2.11	2.06
31	b	605	CLA	MG-NC	2.16	2.11	2.06
31	g	604	CLA	MG-NC	2.16	2.11	2.06
30	g	605	CHL	MG-NC	2.16	2.11	2.06
31	R	603	CLA	MG-NC	2.15	2.11	2.06
31	g	603	CLA	MG-NC	2.15	2.11	2.06
31	n	614	CLA	MG-NC	2.15	2.11	2.06
31	r	604	CLA	MG-NC	2.15	2.11	2.06
30	r	606	CHL	MG-NC	2.15	2.11	2.06
31	N	604	CLA	MG-NC	2.15	2.11	2.06
49	f	101	HEM	C3C-C2C	-2.15	1.37	1.40
30	N	607	CHL	C3B-CAB	-2.15	1.43	1.47
31	C	509	CLA	MG-NC	2.15	2.11	2.06
31	s	614	CLA	MG-NC	2.15	2.11	2.06
30	g	606	CHL	MG-NC	2.15	2.11	2.06
31	B	606	CLA	MG-NC	2.15	2.11	2.06
30	y	608	CHL	MG-NC	2.15	2.11	2.06
31	c	507	CLA	MG-NC	2.15	2.11	2.06
31	4	603	CLA	MG-NC	2.15	2.11	2.06
31	B	609	CLA	MG-NC	2.15	2.11	2.06
32	R	621	LHG	C4-C5	2.15	1.57	1.50
49	F	101	HEM	C3C-C2C	-2.15	1.37	1.40
30	n	609	CHL	MG-NC	2.14	2.11	2.06
31	c	504	CLA	MG-NC	2.14	2.11	2.06
31	s	605	CLA	MG-NC	2.14	2.11	2.06
31	2	611	CLA	MG-NC	2.14	2.11	2.06
31	12	603	CLA	MG-NC	2.14	2.11	2.06
31	y	613	CLA	MG-NC	2.14	2.11	2.06
30	14	609	CHL	MG-NC	2.14	2.11	2.06
31	B	613	CLA	MG-NC	2.14	2.11	2.06
30	13	605	CHL	MG-NC	2.14	2.11	2.06
31	1	602	CLA	MG-NC	2.14	2.11	2.06
31	r	613	CLA	MG-NC	2.14	2.11	2.06
30	Y	609	CHL	MG-NC	2.14	2.11	2.06
31	s	615	CLA	MG-NC	2.14	2.11	2.06
30	16	606	CHL	MG-NC	2.14	2.11	2.06
31	c	508	CLA	MG-NC	2.14	2.11	2.06
31	C	507	CLA	MG-NC	2.14	2.11	2.06

Continued on next page...

Continued from previous page...

Mol	Chain	Res	Type	Atoms	Z	Observed(Å)	Ideal(Å)
32	L	102	LHG	C4-C5	2.14	1.57	1.50
31	11	613	CLA	MG-NC	2.14	2.11	2.06
30	2	605	CHL	MG-NC	2.14	2.11	2.06
31	b	606	CLA	MG-NC	2.14	2.11	2.06
31	12	602	CLA	MG-NC	2.14	2.11	2.06
31	Y	611	CLA	MG-NC	2.14	2.11	2.06
31	y	611	CLA	MG-NC	2.14	2.11	2.06
30	s	607	CHL	C3B-CAB	-2.13	1.43	1.47
31	4	602	CLA	MG-NC	2.13	2.11	2.06
31	R	610	CLA	MG-NC	2.13	2.11	2.06
31	b	611	CLA	MG-NC	2.13	2.11	2.06
30	R	606	CHL	C3B-CAB	-2.13	1.43	1.47
32	6	616	LHG	C4-C5	2.13	1.57	1.50
30	S	607	CHL	C3B-CAB	-2.13	1.43	1.47
31	15	609	CLA	MG-NC	2.13	2.11	2.06
31	Y	614	CLA	MG-NC	2.13	2.11	2.06
31	n	603	CLA	MG-NC	2.13	2.11	2.06
31	5	603	CLA	MG-NC	2.13	2.11	2.06
31	N	614	CLA	MG-NC	2.13	2.11	2.06
31	13	614	CLA	MG-NC	2.13	2.11	2.06
33	3	618	LUT	C22-C23	-2.13	1.49	1.53
31	S	615	CLA	MG-NC	2.13	2.11	2.06
30	r	606	CHL	C3B-CAB	-2.13	1.43	1.47
33	16	618	LUT	C22-C23	-2.13	1.49	1.53
31	b	616	CLA	MG-NC	2.12	2.11	2.06
30	12	606	CHL	MG-NC	2.12	2.11	2.06
31	s	611	CLA	MG-NC	2.12	2.11	2.06
30	3	607	CHL	C3B-CAB	-2.12	1.43	1.47
30	13	605	CHL	C3B-CAB	-2.12	1.43	1.47
32	3	616	LHG	C4-C5	2.12	1.57	1.50
31	C	512	CLA	MG-NC	2.12	2.11	2.06
31	12	604	CLA	MG-NC	2.12	2.11	2.06
31	r	610	CLA	MG-NC	2.12	2.11	2.06
30	13	606	CHL	MG-NC	2.12	2.11	2.06
31	6	604	CLA	MG-NC	2.12	2.11	2.06
30	g	609	CHL	C3B-CAB	-2.12	1.43	1.47
30	4	605	CHL	MG-NC	2.12	2.11	2.06
31	c	512	CLA	MG-NC	2.12	2.11	2.06
30	1	605	CHL	MG-NC	2.12	2.11	2.06
30	n	606	CHL	MG-NC	2.12	2.11	2.06
31	14	613	CLA	MG-NC	2.12	2.11	2.06
30	R	605	CHL	MG-NC	2.12	2.11	2.06

Continued on next page...

Continued from previous page...

Mol	Chain	Res	Type	Atoms	Z	Observed(Å)	Ideal(Å)
31	15	612	CLA	MG-NC	2.12	2.11	2.06
31	B	607	CLA	MG-NC	2.11	2.11	2.06
31	C	504	CLA	MG-NC	2.11	2.11	2.06
30	s	608	CHL	C3B-CAB	-2.11	1.43	1.47
30	11	605	CHL	MG-NC	2.11	2.11	2.06
31	B	614	CLA	MG-NC	2.11	2.11	2.06
32	D	408	LHG	C24-C23	2.11	1.56	1.50
32	n	616	LHG	C4-C5	2.11	1.57	1.50
31	13	604	CLA	MG-NC	2.11	2.11	2.06
31	15	603	CLA	MG-NC	2.11	2.11	2.06
30	y	605	CHL	C3B-CAB	-2.11	1.43	1.47
30	n	607	CHL	C3B-CAB	-2.11	1.43	1.47
33	6	619	LUT	C22-C23	-2.11	1.49	1.53
30	S	608	CHL	C3B-CAB	-2.11	1.43	1.47
31	16	604	CLA	MG-NC	2.11	2.11	2.06
30	N	609	CHL	C3B-CAB	-2.11	1.43	1.47
31	3	610	CLA	MG-NC	2.11	2.11	2.06
31	n	602	CLA	MG-NC	2.11	2.11	2.06
31	12	612	CLA	MG-NC	2.11	2.11	2.06
31	N	603	CLA	MG-NC	2.11	2.11	2.06
31	5	613	CLA	MG-NC	2.11	2.11	2.06
32	6	617	LHG	C24-C23	2.11	1.56	1.50
30	1	606	CHL	MG-NC	2.11	2.11	2.06
30	Y	609	CHL	C3B-CAB	-2.11	1.43	1.47
32	s	617	LHG	C24-C23	2.11	1.56	1.50
32	l	102	LHG	C4-C5	2.11	1.57	1.50
30	15	606	CHL	MG-NC	2.11	2.11	2.06
32	S	617	LHG	C4-C5	2.10	1.57	1.50
31	B	608	CLA	MG-NC	2.10	2.11	2.06
31	D	404	CLA	MG-NC	2.10	2.11	2.06
33	3	619	LUT	C22-C23	-2.10	1.49	1.53
30	n	608	CHL	C3B-CAB	-2.10	1.43	1.47
30	R	606	CHL	MG-NC	2.10	2.11	2.06
30	16	608	CHL	C3B-CAB	-2.10	1.43	1.47
31	b	608	CLA	MG-NC	2.10	2.11	2.06
32	d	409	LHG	C24-C23	2.10	1.56	1.50
30	11	609	CHL	MG-NC	2.10	2.11	2.06
30	y	609	CHL	C3B-CAB	-2.10	1.43	1.47
30	13	608	CHL	C3B-CAB	-2.10	1.43	1.47
31	b	610	CLA	MG-NC	2.10	2.11	2.06
30	1	608	CHL	C3B-CAB	-2.10	1.43	1.47
30	11	601	CHL	C3B-CAB	-2.10	1.43	1.47

Continued on next page...

Continued from previous page...

Mol	Chain	Res	Type	Atoms	Z	Observed(Å)	Ideal(Å)
30	Y	605	CHL	MG-NC	2.10	2.11	2.06
31	b	613	CLA	MG-NC	2.10	2.11	2.06
30	16	605	CHL	C3B-CAB	-2.10	1.43	1.47
30	N	608	CHL	C3B-CAB	-2.10	1.43	1.47
33	4	616	LUT	C22-C23	-2.10	1.49	1.53
31	S	604	CLA	MG-NC	2.10	2.11	2.06
31	B	601	CLA	MG-NC	2.10	2.11	2.06
31	b	614	CLA	MG-NC	2.10	2.11	2.06
31	g	602	CLA	MG-NC	2.09	2.11	2.06
32	d	408	LHG	C24-C23	2.09	1.56	1.50
32	L	102	LHG	C24-C23	2.09	1.56	1.50
30	3	608	CHL	C3B-CAB	-2.09	1.43	1.47
31	Y	613	CLA	MG-NC	2.09	2.11	2.06
31	B	610	CLA	MG-NC	2.09	2.11	2.06
31	b	612	CLA	MG-NC	2.09	2.11	2.06
31	B	616	CLA	MG-NC	2.09	2.11	2.06
31	R	601	CLA	MG-NC	2.09	2.11	2.06
31	C	505	CLA	MG-NC	2.09	2.11	2.06
31	c	503	CLA	MG-NC	2.09	2.11	2.06
31	S	612	CLA	CHD-C1D	2.09	1.42	1.38
30	R	607	CHL	C3B-CAB	-2.09	1.43	1.47
30	14	601	CHL	C3B-CAB	-2.09	1.43	1.47
31	y	603	CLA	MG-NC	2.09	2.11	2.06
31	N	615	CLA	MG-NC	2.09	2.11	2.06
32	r	618	LHG	C24-C23	2.09	1.56	1.50
30	12	605	CHL	C3B-CAB	-2.09	1.43	1.47
31	c	510	CLA	MG-NC	2.09	2.11	2.06
30	G	608	CHL	C3B-CAB	-2.09	1.43	1.47
30	12	605	CHL	MG-NC	2.08	2.11	2.06
32	d	409	LHG	C4-C5	2.08	1.57	1.50
32	l	102	LHG	C24-C23	2.08	1.56	1.50
30	n	601	CHL	C3B-CAB	-2.08	1.43	1.47
31	b	601	CLA	MG-NC	2.08	2.11	2.06
31	s	604	CLA	MG-NC	2.08	2.11	2.06
31	y	615	CLA	MG-NC	2.08	2.11	2.06
30	N	601	CHL	C3B-CAB	-2.08	1.43	1.47
30	4	607	CHL	C3B-CAB	-2.08	1.43	1.47
31	D	405	CLA	MG-NC	2.08	2.11	2.06
31	y	602	CLA	MG-NC	2.08	2.11	2.06
31	R	609	CLA	MG-NC	2.08	2.11	2.06
31	b	609	CLA	MG-NC	2.08	2.11	2.06
31	n	610	CLA	MG-NC	2.08	2.11	2.06

Continued on next page...

Continued from previous page...

Mol	Chain	Res	Type	Atoms	Z	Observed(Å)	Ideal(Å)
31	r	609	CLA	MG-NC	2.08	2.11	2.06
31	A	402	CLA	MG-NC	2.08	2.11	2.06
32	N	616	LHG	C4-C5	2.07	1.57	1.50
30	r	605	CHL	MG-NC	2.07	2.11	2.06
31	r	614	CLA	MG-NC	2.07	2.11	2.06
30	g	607	CHL	C3B-CAB	-2.07	1.43	1.47
30	y	608	CHL	C3B-CAB	-2.07	1.43	1.47
31	R	614	CLA	MG-NC	2.07	2.11	2.06
31	c	511	CLA	MG-NC	2.07	2.11	2.06
31	4	610	CLA	CMD-C2D	2.07	1.55	1.50
30	5	605	CHL	O1D-CGD	2.07	1.26	1.21
31	16	602	CLA	CAA-C2A	2.07	1.57	1.54
30	1	607	CHL	C3B-CAB	-2.07	1.43	1.47
31	Y	602	CLA	MG-NC	2.07	2.11	2.06
31	b	607	CLA	MG-NC	2.07	2.11	2.06
31	B	602	CLA	MG-NC	2.07	2.11	2.06
31	c	514	CLA	MG-NC	2.07	2.11	2.06
31	4	604	CLA	MG-NC	2.07	2.11	2.06
30	2	605	CHL	O1D-CGD	2.07	1.26	1.21
30	G	607	CHL	C3B-CAB	-2.07	1.43	1.47
32	G	615	LHG	C4-C5	2.07	1.57	1.50
30	n	609	CHL	C3B-CAB	-2.07	1.43	1.47
32	G	615	LHG	C24-C23	2.07	1.56	1.50
31	d	404	CLA	MG-NC	2.07	2.11	2.06
31	G	602	CLA	MG-NC	2.07	2.11	2.06
30	12	601	CHL	C3B-CAB	-2.07	1.43	1.47
30	Y	606	CHL	C3B-CAB	-2.07	1.43	1.47
31	n	615	CLA	MG-NC	2.06	2.11	2.06
30	15	605	CHL	C3B-CAB	-2.06	1.43	1.47
30	2	601	CHL	O1D-CGD	2.06	1.26	1.21
30	6	607	CHL	C3B-CAB	-2.06	1.43	1.47
31	C	508	CLA	MG-NC	2.06	2.11	2.06
30	13	607	CHL	C3B-CAB	-2.06	1.43	1.47
30	r	607	CHL	C3B-CAB	-2.06	1.43	1.47
33	n	618	LUT	C22-C23	-2.06	1.49	1.53
31	Y	615	CLA	MG-NC	2.06	2.11	2.06
31	N	610	CLA	MG-NC	2.06	2.11	2.06
33	13	618	LUT	C22-C23	-2.06	1.49	1.53
30	y	606	CHL	C3B-CAB	-2.06	1.43	1.47
30	15	601	CHL	C3B-CAB	-2.06	1.43	1.47
30	6	608	CHL	C3B-CAB	-2.06	1.43	1.47
30	r	605	CHL	C3B-CAB	-2.06	1.43	1.47

Continued on next page...

Continued from previous page...

Mol	Chain	Res	Type	Atoms	Z	Observed(Å)	Ideal(Å)
30	14	607	CHL	O1D-CGD	2.06	1.26	1.21
31	b	602	CLA	MG-NC	2.06	2.11	2.06
31	6	602	CLA	MG-NC	2.06	2.11	2.06
31	N	613	CLA	MG-NC	2.05	2.11	2.06
31	r	612	CLA	MG-NC	2.05	2.11	2.06
31	5	610	CLA	MG-NC	2.05	2.11	2.06
30	2	607	CHL	C3B-CAB	-2.05	1.43	1.47
31	r	603	CLA	MG-NC	2.05	2.11	2.06
31	C	511	CLA	MG-NC	2.05	2.11	2.06
30	4	606	CHL	O1D-CGD	2.05	1.26	1.21
31	A	404	CLA	MG-NC	2.05	2.11	2.06
31	15	612	CLA	CAA-C2A	2.05	1.57	1.54
30	Y	601	CHL	C3B-CAB	-2.05	1.43	1.47
30	5	601	CHL	O1D-CGD	2.05	1.26	1.21
31	C	502	CLA	MG-NC	2.05	2.11	2.06
31	c	502	CLA	MG-NC	2.05	2.11	2.06
30	y	601	CHL	C3B-CAB	-2.05	1.43	1.47
31	3	602	CLA	MG-NC	2.05	2.11	2.06
31	3	615	CLA	MG-NC	2.05	2.11	2.06
31	B	612	CLA	MG-NC	2.05	2.11	2.06
31	r	601	CLA	MG-NC	2.05	2.11	2.06
30	G	609	CHL	C3B-CAB	-2.05	1.43	1.47
30	11	608	CHL	O1D-CGD	2.05	1.26	1.21
30	g	608	CHL	C3B-CAB	-2.05	1.43	1.47
31	C	514	CLA	MG-NC	2.05	2.11	2.06
31	c	505	CLA	MG-NC	2.04	2.11	2.06
30	2	606	CHL	O1D-CGD	2.04	1.26	1.21
30	N	605	CHL	C3B-CAB	-2.04	1.43	1.47
32	D	409	LHG	C4-C5	2.04	1.57	1.50
30	15	605	CHL	MG-NC	2.04	2.11	2.06
30	14	609	CHL	C3B-CAB	-2.04	1.43	1.47
30	Y	605	CHL	C3B-CAB	-2.04	1.43	1.47
31	2	610	CLA	MG-NC	2.04	2.11	2.06
31	C	510	CLA	MG-NC	2.04	2.11	2.06
31	N	611	CLA	CAA-C2A	2.04	1.57	1.54
31	a	403	CLA	MG-NC	2.04	2.11	2.06
31	Y	610	CLA	MG-NC	2.04	2.11	2.06
31	Y	603	CLA	MG-NC	2.04	2.11	2.06
30	14	606	CHL	O1D-CGD	2.04	1.26	1.21
31	d	405	CLA	MG-NC	2.04	2.11	2.06
31	2	613	CLA	MG-NC	2.04	2.11	2.06
31	C	503	CLA	MG-NC	2.04	2.11	2.06

Continued on next page...

Continued from previous page...

Mol	Chain	Res	Type	Atoms	Z	Observed(Å)	Ideal(Å)
31	15	613	CLA	CAA-C2A	2.04	1.57	1.54
32	A	413	LHG	C4-C5	2.04	1.56	1.50
30	16	609	CHL	C3B-CAB	-2.03	1.43	1.47
30	11	607	CHL	C3B-CAB	-2.03	1.43	1.47
30	15	606	CHL	C3B-CAB	-2.03	1.43	1.47
30	16	601	CHL	C3B-CAB	-2.03	1.43	1.47
31	S	610	CLA	MG-NC	2.03	2.11	2.06
30	6	609	CHL	C3B-CAB	-2.03	1.43	1.47
30	16	607	CHL	C3B-CAB	-2.03	1.43	1.47
30	2	601	CHL	C3B-CAB	-2.03	1.43	1.47
31	N	614	CLA	CAA-C2A	2.03	1.57	1.54
30	14	609	CHL	C1B-NB	2.03	1.37	1.35
30	11	609	CHL	C3B-CAB	-2.03	1.43	1.47
30	1	606	CHL	O1D-CGD	2.03	1.26	1.21
30	s	607	CHL	O1D-CGD	2.03	1.26	1.21
30	R	605	CHL	C3B-CAB	-2.03	1.43	1.47
30	3	605	CHL	C3B-CAB	-2.03	1.43	1.47
31	A	403	CLA	C3D-C4D	-2.03	1.39	1.44
30	11	609	CHL	C1B-NB	2.03	1.37	1.35
30	2	608	CHL	O1D-CGD	2.03	1.26	1.21
30	N	606	CHL	C3B-CAB	-2.03	1.43	1.47
31	g	610	CLA	MG-NC	2.03	2.11	2.06
31	d	402	CLA	C3D-C4D	-2.03	1.39	1.44
30	1	605	CHL	O1D-CGD	2.02	1.26	1.21
30	S	606	CHL	C3B-CAB	-2.02	1.43	1.47
30	5	606	CHL	O1D-CGD	2.02	1.26	1.21
31	a	404	CLA	MG-NC	2.02	2.11	2.06
30	11	608	CHL	MG-NC	2.02	2.11	2.06
31	n	615	CLA	CAA-C2A	2.02	1.57	1.54
30	3	609	CHL	C3B-CAB	-2.02	1.43	1.47
30	15	608	CHL	C3B-CAB	-2.02	1.43	1.47
30	5	609	CHL	C3B-CAB	-2.02	1.43	1.47
30	6	605	CHL	C3B-CAB	-2.02	1.43	1.47
30	14	608	CHL	O1D-CGD	2.02	1.26	1.21
30	5	607	CHL	O1D-CGD	2.02	1.26	1.21
30	15	601	CHL	O1D-CGD	2.02	1.26	1.21
30	2	607	CHL	O1D-CGD	2.02	1.26	1.21
31	r	608	CLA	MG-NC	2.02	2.11	2.06
30	2	609	CHL	C3B-CAB	-2.02	1.43	1.47
32	D	409	LHG	C24-C23	2.02	1.56	1.50
30	11	608	CHL	C1B-NB	2.02	1.37	1.35
31	y	610	CLA	MG-NC	2.02	2.11	2.06

Continued on next page...

Continued from previous page...

Mol	Chain	Res	Type	Atoms	Z	Observed(Å)	Ideal(Å)
30	1	601	CHL	C3B-CAB	-2.02	1.43	1.47
30	4	605	CHL	O1D-CGD	2.02	1.26	1.21
30	1	609	CHL	C3B-CAB	-2.02	1.43	1.47
30	1	609	CHL	O1D-CGD	2.02	1.26	1.21
30	14	606	CHL	C3B-CAB	-2.02	1.43	1.47
31	1	604	CLA	MG-NC	2.02	2.11	2.06
30	11	606	CHL	O1D-CGD	2.02	1.26	1.21
30	n	605	CHL	C3B-CAB	-2.02	1.43	1.47
30	12	601	CHL	O1D-CGD	2.01	1.26	1.21
30	14	607	CHL	C3B-CAB	-2.01	1.43	1.47
30	13	601	CHL	C3B-CAB	-2.01	1.43	1.47
30	16	601	CHL	O1D-CGD	2.01	1.26	1.21
31	16	610	CLA	MG-NC	2.01	2.11	2.06
31	N	602	CLA	MG-NC	2.01	2.11	2.06
30	Y	607	CHL	C3B-CAB	-2.01	1.43	1.47
30	4	609	CHL	O1D-CGD	2.01	1.26	1.21
30	12	606	CHL	C3B-CAB	-2.01	1.43	1.47
31	s	610	CLA	MG-NC	2.01	2.11	2.06
30	15	607	CHL	O1D-CGD	2.01	1.26	1.21
32	s	621	LHG	C24-C23	2.01	1.56	1.50
30	g	608	CHL	O1D-CGD	2.01	1.26	1.21
31	1	611	CLA	CAA-C2A	2.01	1.57	1.54
33	N	618	LUT	C22-C23	-2.01	1.49	1.53
30	3	609	CHL	O1D-CGD	2.01	1.26	1.21
30	5	608	CHL	O1D-CGD	2.01	1.26	1.21
30	S	607	CHL	O1D-CGD	2.01	1.26	1.21
30	y	607	CHL	C3B-CAB	-2.01	1.43	1.47
31	R	608	CLA	MG-NC	2.01	2.11	2.06
32	S	621	LHG	C24-C23	2.00	1.56	1.50
30	6	601	CHL	O1D-CGD	2.00	1.26	1.21
30	16	607	CHL	O1D-CGD	2.00	1.26	1.21
30	g	605	CHL	O1D-CGD	2.00	1.26	1.21
30	6	601	CHL	C3B-CAB	-2.00	1.43	1.47
30	4	608	CHL	O1D-CGD	2.00	1.26	1.21
31	2	604	CLA	CAA-C2A	2.00	1.57	1.54
31	n	614	CLA	CAA-C2A	2.00	1.57	1.54
30	4	609	CHL	C3B-CAB	-2.00	1.43	1.47
30	5	601	CHL	C3B-CAB	-2.00	1.43	1.47
30	n	606	CHL	C3B-CAB	-2.00	1.43	1.47
30	1	607	CHL	O1D-CGD	2.00	1.26	1.21
30	12	608	CHL	O1D-CGD	2.00	1.26	1.21

All (4054) bond angle outliers are listed below:

Mol	Chain	Res	Type	Atoms	Z	Observed(°)	Ideal(°)
30	15	605	CHL	C4A-NA-C1A	11.53	111.89	106.71
31	c	510	CLA	C4A-NA-C1A	11.50	111.88	106.71
31	C	510	CLA	C4A-NA-C1A	11.47	111.86	106.71
31	B	613	CLA	C4A-NA-C1A	11.42	111.84	106.71
31	b	613	CLA	C4A-NA-C1A	11.38	111.82	106.71
31	c	508	CLA	C4A-NA-C1A	11.24	111.76	106.71
31	B	612	CLA	C4A-NA-C1A	11.22	111.75	106.71
30	12	605	CHL	C4A-NA-C1A	11.22	111.75	106.71
30	6	605	CHL	C4A-NA-C1A	11.16	111.72	106.71
30	Y	601	CHL	C4A-NA-C1A	11.08	111.69	106.71
30	3	605	CHL	C4A-NA-C1A	11.01	111.66	106.71
30	s	607	CHL	C4A-NA-C1A	10.98	111.64	106.71
30	15	607	CHL	C4A-NA-C1A	10.97	111.64	106.71
31	b	612	CLA	C4A-NA-C1A	10.97	111.64	106.71
30	3	607	CHL	C4A-NA-C1A	10.96	111.63	106.71
30	y	601	CHL	C4A-NA-C1A	10.96	111.63	106.71
30	13	605	CHL	C4A-NA-C1A	10.95	111.63	106.71
30	S	607	CHL	C4A-NA-C1A	10.92	111.62	106.71
31	2	603	CLA	C4A-NA-C1A	10.90	111.61	106.71
30	1	606	CHL	C4A-NA-C1A	10.89	111.60	106.71
31	16	613	CLA	C4A-NA-C1A	10.87	111.59	106.71
30	16	607	CHL	C4A-NA-C1A	10.86	111.59	106.71
31	n	603	CLA	C4A-NA-C1A	10.86	111.59	106.71
30	n	601	CHL	C4A-NA-C1A	10.84	111.58	106.71
30	12	606	CHL	C4A-NA-C1A	10.83	111.57	106.71
31	S	603	CLA	C4A-NA-C1A	10.81	111.57	106.71
31	c	511	CLA	C4A-NA-C1A	10.81	111.56	106.71
30	6	607	CHL	C4A-NA-C1A	10.81	111.56	106.71
31	R	603	CLA	C4A-NA-C1A	10.79	111.56	106.71
31	6	603	CLA	C4A-NA-C1A	10.79	111.56	106.71
30	13	607	CHL	C4A-NA-C1A	10.79	111.56	106.71
30	y	606	CHL	C4A-NA-C1A	10.78	111.55	106.71
31	5	603	CLA	C4A-NA-C1A	10.77	111.55	106.71
30	y	607	CHL	C4A-NA-C1A	10.77	111.55	106.71
30	4	606	CHL	C4A-NA-C1A	10.76	111.54	106.71
30	Y	607	CHL	C4A-NA-C1A	10.75	111.54	106.71
30	12	607	CHL	C4A-NA-C1A	10.74	111.53	106.71
31	C	511	CLA	C4A-NA-C1A	10.72	111.53	106.71
30	Y	606	CHL	C4A-NA-C1A	10.72	111.52	106.71
31	s	603	CLA	C4A-NA-C1A	10.70	111.52	106.71
31	13	613	CLA	C4A-NA-C1A	10.69	111.51	106.71
30	15	601	CHL	C4A-NA-C1A	10.69	111.51	106.71
30	16	601	CHL	C4A-NA-C1A	10.69	111.51	106.71

Continued on next page...

Continued from previous page...

Mol	Chain	Res	Type	Atoms	Z	Observed(^{o})	Ideal(^{o})
31	r	613	CLA	C4A-NA-C1A	10.69	111.51	106.71
31	C	503	CLA	C4A-NA-C1A	10.68	111.51	106.71
31	c	503	CLA	C4A-NA-C1A	10.68	111.51	106.71
30	16	605	CHL	C4A-NA-C1A	10.67	111.50	106.71
30	S	608	CHL	C4A-NA-C1A	10.67	111.50	106.71
30	13	601	CHL	C4A-NA-C1A	10.67	111.50	106.71
30	s	608	CHL	C4A-NA-C1A	10.66	111.50	106.71
31	15	603	CLA	C4A-NA-C1A	10.64	111.49	106.71
31	N	612	CLA	C4A-NA-C1A	10.64	111.49	106.71
31	R	613	CLA	C4A-NA-C1A	10.64	111.49	106.71
30	2	607	CHL	C4A-NA-C1A	10.64	111.49	106.71
31	n	612	CLA	C4A-NA-C1A	10.64	111.49	106.71
30	n	606	CHL	C4A-NA-C1A	10.63	111.49	106.71
31	g	603	CLA	C4A-NA-C1A	10.63	111.48	106.71
30	g	609	CHL	C4A-NA-C1A	10.62	111.48	106.71
30	N	608	CHL	C4A-NA-C1A	10.61	111.48	106.71
30	N	606	CHL	C4A-NA-C1A	10.61	111.48	106.71
30	12	601	CHL	C4A-NA-C1A	10.61	111.48	106.71
31	G	603	CLA	C4A-NA-C1A	10.61	111.48	106.71
31	13	603	CLA	C4A-NA-C1A	10.59	111.47	106.71
30	14	609	CHL	C4A-NA-C1A	10.57	111.46	106.71
30	r	607	CHL	C4A-NA-C1A	10.57	111.46	106.71
30	n	608	CHL	C4A-NA-C1A	10.55	111.45	106.71
30	11	609	CHL	C4A-NA-C1A	10.55	111.45	106.71
31	3	603	CLA	C4A-NA-C1A	10.55	111.45	106.71
30	5	607	CHL	C4A-NA-C1A	10.55	111.45	106.71
30	s	606	CHL	C4A-NA-C1A	10.54	111.44	106.71
30	G	609	CHL	C4A-NA-C1A	10.54	111.44	106.71
31	B	615	CLA	C4A-NA-C1A	10.53	111.44	106.71
31	S	615	CLA	C4A-NA-C1A	10.53	111.44	106.71
31	B	616	CLA	C4A-NA-C1A	10.51	111.43	106.71
30	S	606	CHL	C4A-NA-C1A	10.51	111.43	106.71
30	Y	605	CHL	C4A-NA-C1A	10.50	111.43	106.71
30	R	605	CHL	C4A-NA-C1A	10.50	111.43	106.71
30	2	608	CHL	C4A-NA-C1A	10.50	111.42	106.71
30	16	608	CHL	C4A-NA-C1A	10.50	111.42	106.71
31	y	614	CLA	C4A-NA-C1A	10.49	111.42	106.71
30	R	606	CHL	C4A-NA-C1A	10.48	111.42	106.71
31	N	613	CLA	C4A-NA-C1A	10.48	111.42	106.71
31	Y	603	CLA	C4A-NA-C1A	10.47	111.41	106.71
31	12	603	CLA	C4A-NA-C1A	10.47	111.41	106.71
30	13	608	CHL	C4A-NA-C1A	10.47	111.41	106.71

Continued on next page...

Continued from previous page...

Mol	Chain	Res	Type	Atoms	Z	Observed(°)	Ideal(°)
31	1	603	CLA	C4A-NA-C1A	10.47	111.41	106.71
31	16	602	CLA	C4A-NA-C1A	10.45	111.41	106.71
30	r	606	CHL	C4A-NA-C1A	10.45	111.41	106.71
31	1	614	CLA	C4A-NA-C1A	10.45	111.41	106.71
31	r	603	CLA	C4A-NA-C1A	10.45	111.40	106.71
30	r	605	CHL	C4A-NA-C1A	10.44	111.40	106.71
30	4	601	CHL	C4A-NA-C1A	10.44	111.40	106.71
31	G	612	CLA	C4A-NA-C1A	10.43	111.39	106.71
30	R	607	CHL	C4A-NA-C1A	10.43	111.39	106.71
31	b	615	CLA	C4A-NA-C1A	10.43	111.39	106.71
31	b	605	CLA	C4A-NA-C1A	10.41	111.39	106.71
30	15	606	CHL	C4A-NA-C1A	10.41	111.39	106.71
30	y	609	CHL	C4A-NA-C1A	10.41	111.38	106.71
30	1	601	CHL	C4A-NA-C1A	10.40	111.38	106.71
31	B	610	CLA	C4A-NA-C1A	10.39	111.38	106.71
31	c	504	CLA	C4A-NA-C1A	10.39	111.38	106.71
31	g	612	CLA	C4A-NA-C1A	10.39	111.38	106.71
31	s	615	CLA	C4A-NA-C1A	10.39	111.38	106.71
30	4	605	CHL	C4A-NA-C1A	10.39	111.38	106.71
31	b	610	CLA	C4A-NA-C1A	10.38	111.37	106.71
30	3	609	CHL	C4A-NA-C1A	10.38	111.37	106.71
30	s	601	CHL	C4A-NA-C1A	10.38	111.37	106.71
30	N	607	CHL	C4A-NA-C1A	10.37	111.37	106.71
31	4	603	CLA	C4A-NA-C1A	10.37	111.37	106.71
31	y	603	CLA	C4A-NA-C1A	10.36	111.36	106.71
31	Y	614	CLA	C4A-NA-C1A	10.36	111.36	106.71
30	16	609	CHL	C4A-NA-C1A	10.35	111.36	106.71
30	6	609	CHL	C4A-NA-C1A	10.34	111.35	106.71
31	C	504	CLA	C4A-NA-C1A	10.34	111.35	106.71
30	Y	609	CHL	C4A-NA-C1A	10.33	111.35	106.71
31	4	604	CLA	C4A-NA-C1A	10.33	111.35	106.71
30	n	609	CHL	C4A-NA-C1A	10.32	111.35	106.71
30	S	601	CHL	C4A-NA-C1A	10.32	111.34	106.71
31	D	404	CLA	C4A-NA-C1A	10.32	111.34	106.71
30	G	607	CHL	C4A-NA-C1A	10.31	111.34	106.71
31	B	607	CLA	C4A-NA-C1A	10.31	111.34	106.71
30	1	607	CHL	C4A-NA-C1A	10.31	111.34	106.71
31	N	615	CLA	C4A-NA-C1A	10.30	111.34	106.71
30	5	606	CHL	C4A-NA-C1A	10.30	111.34	106.71
30	1	605	CHL	C4A-NA-C1A	10.29	111.33	106.71
30	2	606	CHL	C4A-NA-C1A	10.29	111.33	106.71
30	6	608	CHL	C4A-NA-C1A	10.28	111.33	106.71

Continued on next page...

Continued from previous page...

Mol	Chain	Res	Type	Atoms	Z	Observed(°)	Ideal(°)
31	4	614	CLA	C4A-NA-C1A	10.27	111.32	106.71
31	c	512	CLA	C4A-NA-C1A	10.27	111.32	106.71
30	3	608	CHL	C4A-NA-C1A	10.27	111.32	106.71
31	b	616	CLA	C4A-NA-C1A	10.26	111.32	106.71
31	r	611	CLA	C4A-NA-C1A	10.25	111.31	106.71
31	B	605	CLA	C4A-NA-C1A	10.25	111.31	106.71
31	3	612	CLA	C4A-NA-C1A	10.25	111.31	106.71
31	N	602	CLA	C4A-NA-C1A	10.24	111.31	106.71
31	N	603	CLA	C4A-NA-C1A	10.22	111.30	106.71
31	s	611	CLA	C4A-NA-C1A	10.22	111.30	106.71
30	G	605	CHL	C4A-NA-C1A	10.21	111.30	106.71
30	N	609	CHL	C4A-NA-C1A	10.21	111.29	106.71
30	y	608	CHL	C4A-NA-C1A	10.20	111.29	106.71
31	b	607	CLA	C4A-NA-C1A	10.18	111.28	106.71
30	5	608	CHL	C4A-NA-C1A	10.18	111.28	106.71
31	16	612	CLA	C4A-NA-C1A	10.18	111.28	106.71
31	n	615	CLA	C4A-NA-C1A	10.18	111.28	106.71
31	C	506	CLA	C4A-NA-C1A	10.17	111.28	106.71
30	g	607	CHL	C4A-NA-C1A	10.16	111.28	106.71
31	6	612	CLA	C4A-NA-C1A	10.16	111.28	106.71
30	n	607	CHL	C4A-NA-C1A	10.16	111.27	106.71
31	S	602	CLA	C4A-NA-C1A	10.14	111.27	106.71
30	Y	608	CHL	C4A-NA-C1A	10.14	111.26	106.71
31	15	610	CLA	C4A-NA-C1A	10.13	111.26	106.71
31	S	609	CLA	C4A-NA-C1A	10.13	111.26	106.71
31	C	512	CLA	C4A-NA-C1A	10.12	111.25	106.71
31	R	614	CLA	C4A-NA-C1A	10.11	111.25	106.71
31	c	506	CLA	C4A-NA-C1A	10.11	111.25	106.71
30	11	601	CHL	C4A-NA-C1A	10.10	111.25	106.71
30	g	605	CHL	C4A-NA-C1A	10.10	111.25	106.71
31	S	611	CLA	C4A-NA-C1A	10.09	111.24	106.71
31	14	614	CLA	C4A-NA-C1A	10.08	111.24	106.71
31	B	604	CLA	C4A-NA-C1A	10.08	111.24	106.71
31	c	513	CLA	C4A-NA-C1A	10.07	111.23	106.71
30	14	601	CHL	C4A-NA-C1A	10.06	111.23	106.71
31	11	604	CLA	C4A-NA-C1A	10.06	111.23	106.71
31	b	604	CLA	C4A-NA-C1A	10.06	111.23	106.71
31	6	614	CLA	C4A-NA-C1A	10.05	111.23	106.71
30	4	609	CHL	C4A-NA-C1A	10.05	111.22	106.71
31	3	615	CLA	C4A-NA-C1A	10.05	111.22	106.71
31	R	611	CLA	C4A-NA-C1A	10.05	111.22	106.71
31	13	612	CLA	C4A-NA-C1A	10.04	111.22	106.71

Continued on next page...

Continued from previous page...

Mol	Chain	Res	Type	Atoms	Z	Observed(^{o})	Ideal(^{o})
31	C	513	CLA	C4A-NA-C1A	10.04	111.22	106.71
31	6	615	CLA	C4A-NA-C1A	10.04	111.22	106.71
30	1	609	CHL	C4A-NA-C1A	10.03	111.22	106.71
30	N	601	CHL	C4A-NA-C1A	10.02	111.21	106.71
31	5	612	CLA	C4A-NA-C1A	10.02	111.21	106.71
30	4	608	CHL	C4A-NA-C1A	10.02	111.21	106.71
30	g	601	CHL	C4A-NA-C1A	10.02	111.21	106.71
31	12	610	CLA	C4A-NA-C1A	10.01	111.21	106.71
30	14	605	CHL	C4A-NA-C1A	10.00	111.20	106.71
31	g	602	CLA	C4A-NA-C1A	10.00	111.20	106.71
31	r	610	CLA	C4A-NA-C1A	10.00	111.20	106.71
31	13	602	CLA	C4A-NA-C1A	10.00	111.20	106.71
31	a	403	CLA	C4A-NA-C1A	10.00	111.20	106.71
31	14	602	CLA	C4A-NA-C1A	9.99	111.20	106.71
31	A	402	CLA	C4A-NA-C1A	9.98	111.19	106.71
31	13	611	CLA	C4A-NA-C1A	9.97	111.19	106.71
31	Y	611	CLA	C4A-NA-C1A	9.97	111.19	106.71
31	3	613	CLA	C4A-NA-C1A	9.97	111.19	106.71
31	11	614	CLA	C4A-NA-C1A	9.96	111.19	106.71
31	n	602	CLA	C4A-NA-C1A	9.94	111.17	106.71
31	11	602	CLA	C4A-NA-C1A	9.94	111.17	106.71
31	15	609	CLA	C4A-NA-C1A	9.93	111.17	106.71
30	5	609	CHL	C4A-NA-C1A	9.93	111.17	106.71
30	G	601	CHL	C4A-NA-C1A	9.92	111.17	106.71
31	y	604	CLA	C4A-NA-C1A	9.92	111.16	106.71
30	2	609	CHL	C4A-NA-C1A	9.91	111.16	106.71
31	2	612	CLA	C4A-NA-C1A	9.90	111.16	106.71
31	G	611	CLA	C4A-NA-C1A	9.90	111.16	106.71
30	1	608	CHL	C4A-NA-C1A	9.90	111.16	106.71
31	4	611	CLA	C4A-NA-C1A	9.88	111.15	106.71
31	s	612	CLA	C4A-NA-C1A	9.87	111.14	106.71
31	G	604	CLA	C4A-NA-C1A	9.84	111.13	106.71
31	N	604	CLA	C4A-NA-C1A	9.84	111.13	106.71
31	N	611	CLA	C4A-NA-C1A	9.84	111.13	106.71
31	B	614	CLA	C4A-NA-C1A	9.84	111.13	106.71
31	6	613	CLA	C4A-NA-C1A	9.84	111.13	106.71
31	13	615	CLA	C4A-NA-C1A	9.84	111.13	106.71
31	y	611	CLA	C4A-NA-C1A	9.84	111.13	106.71
31	Y	604	CLA	C4A-NA-C1A	9.83	111.12	106.71
31	r	602	CLA	C4A-NA-C1A	9.83	111.12	106.71
31	11	610	CLA	C4A-NA-C1A	9.82	111.12	106.71
31	16	611	CLA	C4A-NA-C1A	9.82	111.12	106.71

Continued on next page...

Continued from previous page...

Mol	Chain	Res	Type	Atoms	Z	Observed(°)	Ideal(°)
31	n	611	CLA	C4A-NA-C1A	9.81	111.12	106.71
31	G	613	CLA	C4A-NA-C1A	9.80	111.11	106.71
31	g	604	CLA	C4A-NA-C1A	9.80	111.11	106.71
30	n	605	CHL	C4A-NA-C1A	9.79	111.11	106.71
31	g	611	CLA	C4A-NA-C1A	9.79	111.11	106.71
31	s	602	CLA	C4A-NA-C1A	9.79	111.11	106.71
31	16	614	CLA	C4A-NA-C1A	9.78	111.10	106.71
31	14	610	CLA	C4A-NA-C1A	9.78	111.10	106.71
31	b	614	CLA	C4A-NA-C1A	9.78	111.10	106.71
30	G	606	CHL	C4A-NA-C1A	9.78	111.10	106.71
31	n	604	CLA	C4A-NA-C1A	9.78	111.10	106.71
31	2	602	CLA	C4A-NA-C1A	9.77	111.10	106.71
31	B	611	CLA	C4A-NA-C1A	9.77	111.10	106.71
31	1	602	CLA	C4A-NA-C1A	9.76	111.09	106.71
31	14	611	CLA	C4A-NA-C1A	9.76	111.09	106.71
31	b	609	CLA	C4A-NA-C1A	9.76	111.09	106.71
31	B	601	CLA	C4A-NA-C1A	9.76	111.09	106.71
30	g	606	CHL	C4A-NA-C1A	9.75	111.09	106.71
31	16	603	CLA	C4A-NA-C1A	9.75	111.09	106.71
31	Y	602	CLA	C4A-NA-C1A	9.75	111.09	106.71
30	6	601	CHL	C4A-NA-C1A	9.74	111.09	106.71
31	4	602	CLA	C4A-NA-C1A	9.74	111.09	106.71
31	y	612	CLA	C4A-NA-C1A	9.74	111.09	106.71
31	B	603	CLA	C4A-NA-C1A	9.74	111.08	106.71
31	b	603	CLA	C4A-NA-C1A	9.74	111.08	106.71
31	Y	612	CLA	C4A-NA-C1A	9.74	111.08	106.71
31	g	613	CLA	C4A-NA-C1A	9.74	111.08	106.71
31	11	613	CLA	C4A-NA-C1A	9.71	111.07	106.71
31	b	601	CLA	C4A-NA-C1A	9.71	111.07	106.71
31	d	404	CLA	C4A-NA-C1A	9.69	111.06	106.71
31	G	610	CLA	C4A-NA-C1A	9.69	111.06	106.71
31	1	613	CLA	C4A-NA-C1A	9.68	111.06	106.71
30	5	601	CHL	C4A-NA-C1A	9.66	111.05	106.71
31	13	614	CLA	C4A-NA-C1A	9.66	111.05	106.71
31	14	604	CLA	C4A-NA-C1A	9.65	111.05	106.71
31	A	406	CLA	C4A-NA-C1A	9.65	111.05	106.71
31	n	614	CLA	C4A-NA-C1A	9.65	111.04	106.71
30	6	606	CHL	C4A-NA-C1A	9.65	111.04	106.71
30	3	606	CHL	C4A-NA-C1A	9.64	111.04	106.71
31	16	610	CLA	C4A-NA-C1A	9.64	111.04	106.71
31	b	611	CLA	C4A-NA-C1A	9.62	111.03	106.71
31	R	602	CLA	C4A-NA-C1A	9.61	111.03	106.71

Continued on next page...

Continued from previous page...

Mol	Chain	Res	Type	Atoms	Z	Observed(°)	Ideal(°)
31	14	613	CLA	C4A-NA-C1A	9.61	111.03	106.71
30	4	607	CHL	C4A-NA-C1A	9.61	111.03	106.71
31	11	611	CLA	C4A-NA-C1A	9.60	111.02	106.71
31	12	613	CLA	C4A-NA-C1A	9.60	111.02	106.71
31	y	610	CLA	C4A-NA-C1A	9.60	111.02	106.71
31	B	609	CLA	C4A-NA-C1A	9.60	111.02	106.71
31	r	609	CLA	C4A-NA-C1A	9.58	111.01	106.71
30	11	606	CHL	C4A-NA-C1A	9.58	111.01	106.71
31	S	613	CLA	C4A-NA-C1A	9.57	111.01	106.71
30	3	601	CHL	C4A-NA-C1A	9.57	111.01	106.71
31	C	507	CLA	C4A-NA-C1A	9.57	111.01	106.71
30	12	608	CHL	C4A-NA-C1A	9.56	111.00	106.71
31	14	603	CLA	C4A-NA-C1A	9.56	111.00	106.71
31	C	505	CLA	C4A-NA-C1A	9.55	111.00	106.71
30	11	607	CHL	C4A-NA-C1A	9.55	111.00	106.71
31	G	614	CLA	C4A-NA-C1A	9.55	111.00	106.71
31	a	407	CLA	C4A-NA-C1A	9.55	111.00	106.71
31	Y	610	CLA	C4A-NA-C1A	9.54	111.00	106.71
30	16	606	CHL	C4A-NA-C1A	9.53	110.99	106.71
31	14	612	CLA	C4A-NA-C1A	9.53	110.99	106.71
30	N	605	CHL	C4A-NA-C1A	9.52	110.98	106.71
31	2	611	CLA	C4A-NA-C1A	9.51	110.98	106.71
31	g	610	CLA	C4A-NA-C1A	9.50	110.98	106.71
31	y	602	CLA	C4A-NA-C1A	9.50	110.98	106.71
30	G	608	CHL	C4A-NA-C1A	9.49	110.97	106.71
31	c	505	CLA	C4A-NA-C1A	9.49	110.97	106.71
31	1	612	CLA	C4A-NA-C1A	9.46	110.96	106.71
31	g	614	CLA	C4A-NA-C1A	9.46	110.96	106.71
30	g	608	CHL	C4A-NA-C1A	9.46	110.96	106.71
30	11	608	CHL	C4A-NA-C1A	9.45	110.96	106.71
30	13	606	CHL	C4A-NA-C1A	9.44	110.95	106.71
30	14	606	CHL	C4A-NA-C1A	9.44	110.95	106.71
31	s	613	CLA	C4A-NA-C1A	9.44	110.95	106.71
31	n	610	CLA	C4A-NA-C1A	9.43	110.94	106.71
31	11	603	CLA	C4A-NA-C1A	9.42	110.94	106.71
31	11	612	CLA	C4A-NA-C1A	9.42	110.94	106.71
31	y	615	CLA	C4A-NA-C1A	9.41	110.94	106.71
31	3	614	CLA	C4A-NA-C1A	9.41	110.94	106.71
31	5	611	CLA	C4A-NA-C1A	9.41	110.94	106.71
31	N	610	CLA	C4A-NA-C1A	9.41	110.94	106.71
31	13	610	CLA	C4A-NA-C1A	9.40	110.93	106.71
31	c	509	CLA	C4A-NA-C1A	9.40	110.93	106.71

Continued on next page...

Continued from previous page...

Mol	Chain	Res	Type	Atoms	Z	Observed(°)	Ideal(°)
31	r	614	CLA	C4A-NA-C1A	9.38	110.92	106.71
31	C	509	CLA	C4A-NA-C1A	9.36	110.92	106.71
31	Y	615	CLA	C4A-NA-C1A	9.36	110.92	106.71
31	1	604	CLA	C4A-NA-C1A	9.36	110.91	106.71
31	S	610	CLA	C4A-NA-C1A	9.35	110.91	106.71
31	1	611	CLA	C4A-NA-C1A	9.34	110.91	106.71
31	12	609	CLA	C4A-NA-C1A	9.31	110.89	106.71
31	c	507	CLA	C4A-NA-C1A	9.29	110.88	106.71
31	B	602	CLA	C4A-NA-C1A	9.28	110.88	106.71
31	b	602	CLA	C4A-NA-C1A	9.27	110.87	106.71
31	2	604	CLA	C4A-NA-C1A	9.25	110.86	106.71
31	r	612	CLA	C4A-NA-C1A	9.24	110.86	106.71
31	C	502	CLA	C4A-NA-C1A	9.24	110.86	106.71
30	14	608	CHL	C4A-NA-C1A	9.22	110.85	106.71
31	15	611	CLA	C4A-NA-C1A	9.22	110.85	106.71
31	6	602	CLA	C4A-NA-C1A	9.22	110.85	106.71
31	6	604	CLA	C4A-NA-C1A	9.21	110.84	106.71
31	12	611	CLA	C4A-NA-C1A	9.21	110.84	106.71
31	r	604	CLA	C4A-NA-C1A	9.20	110.84	106.71
31	s	610	CLA	C4A-NA-C1A	9.19	110.84	106.71
31	2	610	CLA	C4A-NA-C1A	9.18	110.83	106.71
31	R	604	CLA	C4A-NA-C1A	9.18	110.83	106.71
31	R	609	CLA	C4A-NA-C1A	9.17	110.83	106.71
31	12	602	CLA	C4A-NA-C1A	9.16	110.82	106.71
31	5	602	CLA	C4A-NA-C1A	9.16	110.82	106.71
31	c	502	CLA	C4A-NA-C1A	9.15	110.82	106.71
31	S	604	CLA	C4A-NA-C1A	9.14	110.82	106.71
31	3	602	CLA	C4A-NA-C1A	9.14	110.81	106.71
31	15	602	CLA	C4A-NA-C1A	9.10	110.80	106.71
31	3	604	CLA	C4A-NA-C1A	9.10	110.80	106.71
31	15	612	CLA	C4A-NA-C1A	9.09	110.79	106.71
31	S	605	CLA	C4A-NA-C1A	9.08	110.79	106.71
31	s	609	CLA	C4A-NA-C1A	9.08	110.79	106.71
31	3	610	CLA	C4A-NA-C1A	9.06	110.78	106.71
31	s	605	CLA	C4A-NA-C1A	9.05	110.77	106.71
31	12	612	CLA	C4A-NA-C1A	9.01	110.76	106.71
31	y	613	CLA	C4A-NA-C1A	9.00	110.75	106.71
30	2	605	CHL	C4A-NA-C1A	8.98	110.75	106.71
31	s	604	CLA	C4A-NA-C1A	8.98	110.74	106.71
30	5	605	CHL	C4A-NA-C1A	8.96	110.73	106.71
31	Y	613	CLA	C4A-NA-C1A	8.96	110.73	106.71
31	4	613	CLA	C4A-NA-C1A	8.93	110.72	106.71

Continued on next page...

Continued from previous page...

Mol	Chain	Res	Type	Atoms	Z	Observed(°)	Ideal(°)
31	5	604	CLA	C4A-NA-C1A	8.92	110.72	106.71
31	b	608	CLA	C4A-NA-C1A	8.91	110.71	106.71
30	13	609	CHL	C4A-NA-C1A	8.89	110.70	106.71
30	15	608	CHL	C4A-NA-C1A	8.82	110.67	106.71
31	B	608	CLA	C4A-NA-C1A	8.81	110.67	106.71
31	R	610	CLA	C4A-NA-C1A	8.81	110.67	106.71
31	a	404	CLA	C4A-NA-C1A	8.77	110.65	106.71
31	13	604	CLA	C4A-NA-C1A	8.74	110.64	106.71
31	16	604	CLA	C4A-NA-C1A	8.70	110.62	106.71
31	3	611	CLA	C4A-NA-C1A	8.68	110.61	106.71
31	N	614	CLA	C4A-NA-C1A	8.67	110.60	106.71
31	4	612	CLA	C4A-NA-C1A	8.64	110.59	106.71
31	A	404	CLA	C4A-NA-C1A	8.63	110.58	106.71
31	s	614	CLA	C4A-NA-C1A	8.62	110.58	106.71
31	S	614	CLA	C4A-NA-C1A	8.61	110.58	106.71
31	r	608	CLA	C4A-NA-C1A	8.59	110.57	106.71
31	R	608	CLA	C4A-NA-C1A	8.57	110.56	106.71
31	G	602	CLA	C4A-NA-C1A	8.56	110.56	106.71
31	r	601	CLA	C4A-NA-C1A	8.56	110.55	106.71
31	d	405	CLA	C4A-NA-C1A	8.53	110.54	106.71
31	15	613	CLA	C4A-NA-C1A	8.52	110.54	106.71
31	c	514	CLA	C4A-NA-C1A	8.51	110.53	106.71
31	5	610	CLA	C4A-NA-C1A	8.51	110.53	106.71
31	6	611	CLA	C4A-NA-C1A	8.50	110.53	106.71
31	A	403	CLA	C4A-NA-C1A	8.48	110.52	106.71
31	5	613	CLA	C4A-NA-C1A	8.45	110.51	106.71
31	R	601	CLA	C4A-NA-C1A	8.42	110.49	106.71
31	D	405	CLA	C4A-NA-C1A	8.41	110.49	106.71
31	15	604	CLA	C4A-NA-C1A	8.39	110.48	106.71
31	b	606	CLA	C4A-NA-C1A	8.38	110.47	106.71
31	C	514	CLA	C4A-NA-C1A	8.37	110.47	106.71
30	14	607	CHL	C4A-NA-C1A	8.35	110.46	106.71
31	6	610	CLA	C4A-NA-C1A	8.34	110.45	106.71
31	16	615	CLA	C4A-NA-C1A	8.23	110.40	106.71
31	2	613	CLA	C4A-NA-C1A	8.19	110.39	106.71
31	B	606	CLA	C4A-NA-C1A	8.14	110.36	106.71
31	n	613	CLA	C4A-NA-C1A	8.12	110.36	106.71
30	y	605	CHL	C4A-NA-C1A	8.11	110.35	106.71
31	d	402	CLA	C4A-NA-C1A	8.09	110.34	106.71
31	12	604	CLA	C4A-NA-C1A	8.08	110.34	106.71
31	1	610	CLA	C4A-NA-C1A	7.84	110.23	106.71
31	R	612	CLA	C4A-NA-C1A	7.79	110.21	106.71

Continued on next page...

Continued from previous page...

Mol	Chain	Res	Type	Atoms	Z	Observed(^{o})	Ideal(^{o})
31	S	612	CLA	C4A-NA-C1A	7.59	110.12	106.71
30	11	605	CHL	C4A-NA-C1A	7.34	110.00	106.71
30	2	601	CHL	C4A-NA-C1A	6.85	109.78	106.71
31	C	508	CLA	C4A-NA-C1A	6.01	109.41	106.71
31	b	606	CLA	O2D-CGD-CBD	4.68	119.58	111.27
31	B	606	CLA	O2D-CGD-CBD	4.66	119.55	111.27
31	R	610	CLA	O2D-CGD-CBD	4.63	119.50	111.27
31	r	610	CLA	O2D-CGD-CBD	4.61	119.47	111.27
30	n	608	CHL	O2D-CGD-CBD	4.60	119.45	111.27
31	B	601	CLA	O2D-CGD-CBD	4.59	119.43	111.27
30	s	607	CHL	O2D-CGD-CBD	4.59	119.42	111.27
31	4	610	CLA	C4A-NA-C1A	4.58	108.77	106.71
31	B	612	CLA	O2D-CGD-CBD	4.57	119.39	111.27
30	13	607	CHL	O2D-CGD-CBD	4.53	119.32	111.27
31	b	601	CLA	O2D-CGD-CBD	4.52	119.30	111.27
31	b	612	CLA	O2D-CGD-CBD	4.52	119.30	111.27
31	c	502	CLA	O2D-CGD-CBD	4.51	119.29	111.27
30	S	607	CHL	O2D-CGD-CBD	4.51	119.28	111.27
31	c	506	CLA	O2D-CGD-CBD	4.50	119.26	111.27
31	C	506	CLA	O2D-CGD-CBD	4.48	119.22	111.27
30	6	605	CHL	O2D-CGD-CBD	4.46	119.20	111.27
30	3	605	CHL	O2D-CGD-CBD	4.43	119.14	111.27
30	16	607	CHL	O2D-CGD-CBD	4.40	119.09	111.27
30	11	601	CHL	O2D-CGD-CBD	4.36	119.02	111.27
31	c	512	CLA	O2D-CGD-CBD	4.36	119.01	111.27
31	C	502	CLA	O2D-CGD-CBD	4.34	118.98	111.27
30	n	605	CHL	O2D-CGD-CBD	4.33	118.96	111.27
31	C	512	CLA	O2D-CGD-CBD	4.32	118.94	111.27
30	Y	601	CHL	O2D-CGD-CBD	4.31	118.93	111.27
31	S	611	CLA	O2D-CGD-CBD	4.31	118.93	111.27
31	a	407	CLA	O2D-CGD-CBD	4.29	118.89	111.27
30	G	605	CHL	O2D-CGD-CBD	4.28	118.88	111.27
30	y	601	CHL	O2D-CGD-CBD	4.28	118.87	111.27
31	r	612	CLA	O2D-CGD-CBD	4.27	118.86	111.27
30	y	609	CHL	O2D-CGD-CBD	4.27	118.86	111.27
30	Y	605	CHL	O2D-CGD-CBD	4.27	118.86	111.27
31	c	508	CLA	O2D-CGD-CBD	4.27	118.85	111.27
30	g	605	CHL	O2D-CGD-CBD	4.27	118.85	111.27
31	A	406	CLA	O2D-CGD-CBD	4.25	118.81	111.27
31	4	604	CLA	O2D-CGD-CBD	4.24	118.80	111.27
31	C	508	CLA	O2D-CGD-CBD	4.23	118.78	111.27
31	S	614	CLA	O2D-CGD-CBD	4.22	118.77	111.27

Continued on next page...

Continued from previous page...

Mol	Chain	Res	Type	Atoms	Z	Observed(^{o})	Ideal(^{o})
30	Y	609	CHL	O2D-CGD-CBD	4.22	118.76	111.27
31	d	405	CLA	O2D-CGD-CBD	4.21	118.74	111.27
31	6	610	CLA	O2D-CGD-CBD	4.20	118.74	111.27
31	C	510	CLA	O2D-CGD-CBD	4.20	118.73	111.27
31	r	608	CLA	CMB-C2B-C1B	-4.20	122.01	128.46
31	2	603	CLA	O2D-CGD-CBD	4.20	118.72	111.27
30	y	605	CHL	O2D-CGD-CBD	4.19	118.72	111.27
30	n	601	CHL	O2D-CGD-CBD	4.18	118.70	111.27
30	G	607	CHL	O2D-CGD-CBD	4.18	118.70	111.27
31	C	513	CLA	O2D-CGD-CBD	4.18	118.69	111.27
31	3	603	CLA	O2D-CGD-CBD	4.17	118.68	111.27
30	13	606	CHL	O2D-CGD-CBD	4.16	118.67	111.27
30	y	608	CHL	O2D-CGD-CBD	4.16	118.66	111.27
30	g	607	CHL	O2D-CGD-CBD	4.16	118.66	111.27
31	s	611	CLA	O2D-CGD-CBD	4.16	118.66	111.27
30	N	601	CHL	O2D-CGD-CBD	4.15	118.65	111.27
31	5	603	CLA	O2D-CGD-CBD	4.15	118.65	111.27
30	N	605	CHL	O2D-CGD-CBD	4.15	118.65	111.27
30	6	607	CHL	O2D-CGD-CBD	4.15	118.65	111.27
31	r	613	CLA	O2D-CGD-CBD	4.15	118.65	111.27
31	R	608	CLA	O2D-CGD-CBD	4.15	118.64	111.27
30	13	609	CHL	O2D-CGD-CBD	4.15	118.64	111.27
31	r	608	CLA	O2D-CGD-CBD	4.15	118.64	111.27
31	N	615	CLA	O2D-CGD-CBD	4.15	118.64	111.27
31	1	603	CLA	O2D-CGD-CBD	4.14	118.63	111.27
31	1	612	CLA	O2D-CGD-CBD	4.14	118.63	111.27
31	D	405	CLA	O2D-CGD-CBD	4.14	118.63	111.27
30	14	601	CHL	O2D-CGD-CBD	4.14	118.62	111.27
31	1	604	CLA	O2D-CGD-CBD	4.13	118.61	111.27
31	A	402	CLA	O2D-CGD-CBD	4.13	118.61	111.27
31	b	608	CLA	O2D-CGD-CBD	4.13	118.61	111.27
31	S	605	CLA	O2D-CGD-CBD	4.13	118.60	111.27
31	a	403	CLA	O2D-CGD-CBD	4.12	118.58	111.27
31	S	612	CLA	O2D-CGD-CBD	4.11	118.58	111.27
31	c	513	CLA	O2D-CGD-CBD	4.11	118.58	111.27
30	Y	608	CHL	O2D-CGD-CBD	4.11	118.56	111.27
31	b	615	CLA	O2D-CGD-CBD	4.11	118.56	111.27
31	b	610	CLA	O2D-CGD-CBD	4.10	118.56	111.27
31	s	614	CLA	O2D-CGD-CBD	4.10	118.56	111.27
30	16	606	CHL	O2D-CGD-CBD	4.10	118.55	111.27
31	B	615	CLA	O2D-CGD-CBD	4.10	118.55	111.27
31	s	605	CLA	O2D-CGD-CBD	4.10	118.55	111.27

Continued on next page...

Continued from previous page...

Mol	Chain	Res	Type	Atoms	Z	Observed(^{o})	Ideal(^{o})
31	n	613	CLA	O2D-CGD-CBD	4.10	118.55	111.27
31	D	404	CLA	O2D-CGD-CBD	4.10	118.55	111.27
31	B	610	CLA	O2D-CGD-CBD	4.10	118.55	111.27
31	r	604	CLA	O2D-CGD-CBD	4.09	118.54	111.27
30	G	601	CHL	O2D-CGD-CBD	4.09	118.54	111.27
30	g	601	CHL	O2D-CGD-CBD	4.09	118.54	111.27
31	y	611	CLA	O2D-CGD-CBD	4.09	118.54	111.27
31	b	605	CLA	O2D-CGD-CBD	4.09	118.54	111.27
31	g	611	CLA	O2D-CGD-CBD	4.09	118.54	111.27
31	Y	611	CLA	O2D-CGD-CBD	4.09	118.54	111.27
30	N	606	CHL	O2D-CGD-CBD	4.09	118.54	111.27
31	N	610	CLA	O2D-CGD-CBD	4.09	118.54	111.27
30	r	605	CHL	O2D-CGD-CBD	4.09	118.53	111.27
31	c	510	CLA	O2D-CGD-CBD	4.09	118.53	111.27
31	R	604	CLA	O2D-CGD-CBD	4.09	118.53	111.27
30	N	609	CHL	O2D-CGD-CBD	4.09	118.53	111.27
30	n	609	CHL	O2D-CGD-CBD	4.08	118.53	111.27
30	s	608	CHL	O2D-CGD-CBD	4.08	118.52	111.27
31	B	604	CLA	O2D-CGD-CBD	4.08	118.52	111.27
31	15	613	CLA	O2D-CGD-CBD	4.08	118.52	111.27
31	N	603	CLA	O2D-CGD-CBD	4.08	118.52	111.27
31	3	610	CLA	O2D-CGD-CBD	4.08	118.52	111.27
31	13	610	CLA	O2D-CGD-CBD	4.07	118.51	111.27
31	n	603	CLA	O2D-CGD-CBD	4.07	118.51	111.27
30	N	607	CHL	O2D-CGD-CBD	4.07	118.50	111.27
30	n	606	CHL	O2D-CGD-CBD	4.07	118.50	111.27
30	2	608	CHL	O2D-CGD-CBD	4.07	118.50	111.27
31	g	614	CLA	O2D-CGD-CBD	4.07	118.50	111.27
30	3	607	CHL	O2D-CGD-CBD	4.07	118.49	111.27
30	n	607	CHL	O2D-CGD-CBD	4.07	118.49	111.27
30	4	608	CHL	O2D-CGD-CBD	4.06	118.48	111.27
30	13	605	CHL	O2D-CGD-CBD	4.06	118.47	111.27
30	12	605	CHL	O2D-CGD-CBD	4.05	118.47	111.27
31	n	615	CLA	O2D-CGD-CBD	4.05	118.47	111.27
30	2	607	CHL	O2D-CGD-CBD	4.05	118.46	111.27
31	G	611	CLA	O2D-CGD-CBD	4.05	118.46	111.27
31	S	610	CLA	O2D-CGD-CBD	4.04	118.45	111.27
30	5	607	CHL	O2D-CGD-CBD	4.04	118.45	111.27
31	g	603	CLA	O2D-CGD-CBD	4.04	118.45	111.27
31	d	404	CLA	O2D-CGD-CBD	4.04	118.44	111.27
31	c	509	CLA	O2D-CGD-CBD	4.04	118.44	111.27
30	12	606	CHL	O2D-CGD-CBD	4.04	118.44	111.27

Continued on next page...

Continued from previous page...

Mol	Chain	Res	Type	Atoms	Z	Observed(°)	Ideal(°)
31	b	604	CLA	O2D-CGD-CBD	4.03	118.44	111.27
31	r	609	CLA	O2D-CGD-CBD	4.03	118.44	111.27
30	4	607	CHL	O2D-CGD-CBD	4.03	118.44	111.27
30	16	605	CHL	O2D-CGD-CBD	4.03	118.44	111.27
31	R	609	CLA	O2D-CGD-CBD	4.03	118.44	111.27
30	G	608	CHL	CAA-C2A-C3A	-4.03	101.73	112.78
31	16	610	CLA	O2D-CGD-CBD	4.03	118.42	111.27
30	3	606	CHL	O2D-CGD-CBD	4.03	118.42	111.27
31	4	612	CLA	O2D-CGD-CBD	4.03	118.42	111.27
31	Y	613	CLA	O2D-CGD-CBD	4.02	118.42	111.27
30	6	606	CHL	O2D-CGD-CBD	4.02	118.42	111.27
31	1	611	CLA	O2D-CGD-CBD	4.02	118.42	111.27
31	C	514	CLA	O2D-CGD-CBD	4.02	118.42	111.27
31	4	603	CLA	O2D-CGD-CBD	4.02	118.41	111.27
30	5	608	CHL	O2D-CGD-CBD	4.02	118.41	111.27
31	G	614	CLA	O2D-CGD-CBD	4.02	118.41	111.27
30	G	606	CHL	O2D-CGD-CBD	4.02	118.41	111.27
31	12	603	CLA	O2D-CGD-CBD	4.02	118.40	111.27
31	B	608	CLA	O2D-CGD-CBD	4.02	118.40	111.27
31	N	602	CLA	O2D-CGD-CBD	4.01	118.40	111.27
30	1	608	CHL	O2D-CGD-CBD	4.01	118.40	111.27
31	B	616	CLA	O2D-CGD-CBD	4.01	118.40	111.27
31	C	509	CLA	O2D-CGD-CBD	4.01	118.40	111.27
31	B	605	CLA	O2D-CGD-CBD	4.01	118.40	111.27
31	N	613	CLA	O2D-CGD-CBD	4.01	118.39	111.27
31	R	608	CLA	CMB-C2B-C1B	-4.01	122.30	128.46
31	n	610	CLA	CMB-C2B-C1B	-4.01	122.31	128.46
31	12	612	CLA	O2D-CGD-CBD	4.00	118.38	111.27
31	16	612	CLA	O2D-CGD-CBD	4.00	118.38	111.27
31	N	611	CLA	O2D-CGD-CBD	4.00	118.38	111.27
30	1	607	CHL	O2D-CGD-CBD	4.00	118.38	111.27
31	C	507	CLA	O2D-CGD-CBD	4.00	118.37	111.27
31	B	603	CLA	O2D-CGD-CBD	4.00	118.37	111.27
31	G	610	CLA	O2D-CGD-CBD	4.00	118.37	111.27
31	c	507	CLA	O2D-CGD-CBD	3.99	118.36	111.27
30	R	606	CHL	O2D-CGD-CBD	3.99	118.36	111.27
30	g	608	CHL	CAA-C2A-C3A	-3.99	101.85	112.78
31	y	613	CLA	O2D-CGD-CBD	3.99	118.35	111.27
30	5	606	CHL	O2D-CGD-CBD	3.99	118.35	111.27
30	s	606	CHL	O2D-CGD-CBD	3.98	118.35	111.27
31	y	615	CLA	O2D-CGD-CBD	3.98	118.34	111.27
31	b	603	CLA	O2D-CGD-CBD	3.98	118.34	111.27

Continued on next page...

Continued from previous page...

Mol	Chain	Res	Type	Atoms	Z	Observed(°)	Ideal(°)
30	1	606	CHL	O2D-CGD-CBD	3.98	118.34	111.27
30	11	608	CHL	CAA-C2A-C3A	-3.98	101.89	112.78
31	g	610	CLA	O2D-CGD-CBD	3.98	118.33	111.27
31	16	613	CLA	O2D-CGD-CBD	3.97	118.33	111.27
31	Y	610	CLA	O2D-CGD-CBD	3.97	118.32	111.27
31	n	611	CLA	O2D-CGD-CBD	3.97	118.32	111.27
30	15	605	CHL	O2D-CGD-CBD	3.97	118.32	111.27
31	13	615	CLA	O2D-CGD-CBD	3.97	118.32	111.27
48	d	403	BCT	O2-C-O1	3.96	129.82	119.55
31	b	614	CLA	O2D-CGD-CBD	3.96	118.31	111.27
31	13	612	CLA	O2D-CGD-CBD	3.96	118.30	111.27
31	b	616	CLA	O2D-CGD-CBD	3.96	118.30	111.27
31	B	614	CLA	O2D-CGD-CBD	3.95	118.29	111.27
31	16	603	CLA	O2D-CGD-CBD	3.94	118.27	111.27
30	14	608	CHL	O2D-CGD-CBD	3.94	118.27	111.27
48	D	403	BCT	O2-C-O1	3.94	129.76	119.55
30	S	608	CHL	O2D-CGD-CBD	3.94	118.27	111.27
31	12	610	CLA	O2D-CGD-CBD	3.94	118.27	111.27
30	s	601	CHL	O2D-CGD-CBD	3.94	118.26	111.27
35	R	616	XAT	C7-C8-C9	3.94	131.64	125.53
30	S	601	CHL	O2D-CGD-CBD	3.93	118.26	111.27
31	G	603	CLA	O2D-CGD-CBD	3.93	118.26	111.27
31	13	613	CLA	O2D-CGD-CBD	3.93	118.25	111.27
31	Y	604	CLA	O2D-CGD-CBD	3.93	118.25	111.27
31	b	607	CLA	O2D-CGD-CBD	3.93	118.25	111.27
31	15	610	CLA	O2D-CGD-CBD	3.93	118.24	111.27
30	g	606	CHL	O2D-CGD-CBD	3.93	118.24	111.27
30	R	605	CHL	O2D-CGD-CBD	3.92	118.24	111.27
31	3	611	CLA	O2D-CGD-CBD	3.92	118.24	111.27
31	3	614	CLA	O2D-CGD-CBD	3.92	118.24	111.27
31	s	610	CLA	O2D-CGD-CBD	3.92	118.24	111.27
31	y	610	CLA	O2D-CGD-CBD	3.92	118.24	111.27
31	1	610	CLA	O2D-CGD-CBD	3.92	118.24	111.27
35	r	616	XAT	C7-C8-C9	3.92	131.61	125.53
31	r	601	CLA	O2D-CGD-CBD	3.92	118.22	111.27
30	14	607	CHL	CAA-C2A-C3A	-3.91	102.06	112.78
31	b	602	CLA	O2D-CGD-CBD	3.91	118.22	111.27
31	n	610	CLA	O2D-CGD-CBD	3.91	118.22	111.27
30	2	606	CHL	O2D-CGD-CBD	3.91	118.22	111.27
31	y	604	CLA	O2D-CGD-CBD	3.90	118.20	111.27
31	12	611	CLA	O2D-CGD-CBD	3.90	118.19	111.27
31	3	613	CLA	O2D-CGD-CBD	3.89	118.19	111.27

Continued on next page...

Continued from previous page...

Mol	Chain	Res	Type	Atoms	Z	Observed(°)	Ideal(°)
31	15	611	CLA	O2D-CGD-CBD	3.89	118.19	111.27
31	B	602	CLA	O2D-CGD-CBD	3.89	118.19	111.27
31	S	604	CLA	O2D-CGD-CBD	3.89	118.18	111.27
31	6	614	CLA	O2D-CGD-CBD	3.89	118.18	111.27
30	R	606	CHL	CAA-C2A-C3A	-3.89	102.12	112.78
30	6	601	CHL	O2D-CGD-CBD	3.89	118.17	111.27
31	15	612	CLA	O2D-CGD-CBD	3.88	118.17	111.27
31	b	609	CLA	O2D-CGD-CBD	3.88	118.16	111.27
31	c	514	CLA	O2D-CGD-CBD	3.88	118.16	111.27
31	4	602	CLA	O2D-CGD-CBD	3.88	118.16	111.27
31	6	604	CLA	O2D-CGD-CBD	3.88	118.15	111.27
31	Y	615	CLA	O2D-CGD-CBD	3.87	118.15	111.27
30	11	608	CHL	O2D-CGD-CBD	3.87	118.15	111.27
30	G	608	CHL	O2D-CGD-CBD	3.87	118.14	111.27
31	N	614	CLA	O2D-CGD-CBD	3.87	118.14	111.27
31	r	602	CLA	CMB-C2B-C1B	-3.87	122.52	128.46
30	3	609	CHL	O2D-CGD-CBD	3.87	118.14	111.27
30	s	607	CHL	CAA-C2A-C3A	-3.86	104.61	114.26
31	4	610	CLA	C2D-C1D-ND	3.86	112.95	110.10
31	y	612	CLA	O2D-CGD-CBD	3.86	118.12	111.27
31	c	503	CLA	O2D-CGD-CBD	3.86	118.12	111.27
30	Y	607	CHL	O2D-CGD-CBD	3.85	118.12	111.27
31	6	611	CLA	O2D-CGD-CBD	3.85	118.12	111.27
31	C	503	CLA	O2D-CGD-CBD	3.85	118.12	111.27
30	r	606	CHL	CAA-C2A-C3A	-3.85	102.23	112.78
31	14	610	CLA	O2D-CGD-CBD	3.85	118.11	111.27
30	14	605	CHL	O2D-CGD-CBD	3.85	118.11	111.27
31	b	616	CLA	CMB-C2B-C1B	-3.85	122.55	128.46
31	B	609	CLA	O2D-CGD-CBD	3.85	118.10	111.27
31	B	607	CLA	O2D-CGD-CBD	3.85	118.10	111.27
30	r	606	CHL	O2D-CGD-CBD	3.84	118.10	111.27
31	11	610	CLA	O2D-CGD-CBD	3.84	118.10	111.27
31	6	603	CLA	O2D-CGD-CBD	3.84	118.09	111.27
30	y	607	CHL	O2D-CGD-CBD	3.84	118.08	111.27
30	S	607	CHL	CAA-C2A-C3A	-3.84	104.68	114.26
30	6	608	CHL	O2D-CGD-CBD	3.83	118.08	111.27
31	11	603	CLA	O2D-CGD-CBD	3.83	118.08	111.27
31	R	612	CLA	O2D-CGD-CBD	3.83	118.08	111.27
31	11	611	CLA	O2D-CGD-CBD	3.83	118.08	111.27
30	3	601	CHL	O2D-CGD-CBD	3.83	118.07	111.27
30	g	608	CHL	O2D-CGD-CBD	3.83	118.07	111.27
31	C	505	CLA	O2D-CGD-CBD	3.83	118.07	111.27

Continued on next page...

Continued from previous page...

Mol	Chain	Res	Type	Atoms	Z	Observed(^{o})	Ideal(^{o})
31	c	505	CLA	O2D-CGD-CBD	3.82	118.06	111.27
31	Y	612	CLA	O2D-CGD-CBD	3.82	118.06	111.27
31	n	614	CLA	O2D-CGD-CBD	3.82	118.05	111.27
30	S	606	CHL	O2D-CGD-CBD	3.82	118.05	111.27
31	R	613	CLA	O2D-CGD-CBD	3.82	118.05	111.27
30	N	608	CHL	O2D-CGD-CBD	3.81	118.03	111.27
30	6	609	CHL	O2D-CGD-CBD	3.80	118.03	111.27
31	11	614	CLA	O2D-CGD-CBD	3.80	118.02	111.27
31	B	616	CLA	CMB-C2B-C1B	-3.80	122.62	128.46
30	y	606	CHL	O2D-CGD-CBD	3.80	118.02	111.27
31	15	611	CLA	CHD-C1D-ND	-3.79	120.97	124.45
31	c	511	CLA	O2D-CGD-CBD	3.79	118.01	111.27
31	14	603	CLA	O2D-CGD-CBD	3.79	118.00	111.27
31	G	602	CLA	O2D-CGD-CBD	3.78	117.99	111.27
30	5	609	CHL	O2D-CGD-CBD	3.77	117.97	111.27
31	12	611	CLA	CHD-C1D-ND	-3.77	120.99	124.45
30	3	608	CHL	O2D-CGD-CBD	3.77	117.96	111.27
31	n	602	CLA	O2D-CGD-CBD	3.77	117.96	111.27
31	11	610	CLA	CHD-C1D-ND	-3.77	120.99	124.45
31	3	604	CLA	O2D-CGD-CBD	3.76	117.95	111.27
30	12	607	CHL	O2D-CGD-CBD	3.76	117.95	111.27
30	11	609	CHL	O2D-CGD-CBD	3.76	117.95	111.27
30	3	607	CHL	CAA-C2A-C3A	-3.76	102.49	112.78
31	C	511	CLA	O2D-CGD-CBD	3.75	117.94	111.27
30	15	606	CHL	O2D-CGD-CBD	3.75	117.94	111.27
31	R	611	CLA	O2D-CGD-CBD	3.75	117.94	111.27
30	14	608	CHL	CAA-C2A-C3A	-3.75	102.51	112.78
31	Y	614	CLA	O2D-CGD-CBD	3.75	117.93	111.27
30	16	609	CHL	O2D-CGD-CBD	3.74	117.92	111.27
30	4	605	CHL	O2D-CGD-CBD	3.74	117.91	111.27
31	6	613	CLA	O2D-CGD-CBD	3.74	117.91	111.27
31	14	614	CLA	O2D-CGD-CBD	3.74	117.91	111.27
30	g	609	CHL	O2D-CGD-CBD	3.73	117.91	111.27
31	s	609	CLA	O2D-CGD-CBD	3.73	117.90	111.27
31	14	611	CLA	O2D-CGD-CBD	3.73	117.90	111.27
30	15	607	CHL	O2D-CGD-CBD	3.73	117.90	111.27
30	11	605	CHL	O2D-CGD-CBD	3.73	117.89	111.27
31	6	612	CLA	O2D-CGD-CBD	3.73	117.89	111.27
31	4	611	CLA	O2D-CGD-CBD	3.73	117.89	111.27
31	R	601	CLA	O2D-CGD-CBD	3.73	117.89	111.27
31	1	613	CLA	O2D-CGD-CBD	3.73	117.89	111.27
31	S	602	CLA	O2D-CGD-CBD	3.73	117.89	111.27

Continued on next page...

Continued from previous page...

Mol	Chain	Res	Type	Atoms	Z	Observed(^{o})	Ideal(^{o})
31	y	614	CLA	O2D-CGD-CBD	3.73	117.89	111.27
31	13	611	CLA	O2D-CGD-CBD	3.72	117.89	111.27
31	5	611	CLA	O2D-CGD-CBD	3.72	117.88	111.27
31	r	611	CLA	O2D-CGD-CBD	3.72	117.88	111.27
31	14	610	CLA	CHD-C1D-ND	-3.72	121.04	124.45
30	14	607	CHL	O2D-CGD-CBD	3.71	117.86	111.27
31	13	602	CLA	O2D-CGD-CBD	3.71	117.86	111.27
31	13	603	CLA	O2D-CGD-CBD	3.71	117.86	111.27
31	3	612	CLA	O2D-CGD-CBD	3.71	117.86	111.27
30	G	609	CHL	O2D-CGD-CBD	3.71	117.86	111.27
31	s	613	CLA	O2D-CGD-CBD	3.71	117.85	111.27
30	1	601	CHL	O2D-CGD-CBD	3.70	117.85	111.27
31	r	602	CLA	O2D-CGD-CBD	3.70	117.84	111.27
31	2	612	CLA	O2D-CGD-CBD	3.70	117.84	111.27
31	15	603	CLA	O2D-CGD-CBD	3.70	117.84	111.27
35	6	620	XAT	O4-C5-C4	-3.70	110.60	113.38
30	R	607	CHL	O2D-CGD-CBD	3.70	117.84	111.27
31	16	614	CLA	O2D-CGD-CBD	3.70	117.84	111.27
31	5	612	CLA	O2D-CGD-CBD	3.70	117.84	111.27
31	1	610	CLA	CHD-C1D-ND	-3.70	121.06	124.45
31	s	604	CLA	O2D-CGD-CBD	3.70	117.83	111.27
31	s	615	CLA	O2D-CGD-CBD	3.70	117.83	111.27
31	13	614	CLA	O2D-CGD-CBD	3.69	117.83	111.27
31	R	602	CLA	O2D-CGD-CBD	3.69	117.83	111.27
30	Y	606	CHL	O2D-CGD-CBD	3.69	117.82	111.27
31	6	615	CLA	O2D-CGD-CBD	3.69	117.82	111.27
31	g	613	CLA	O2D-CGD-CBD	3.69	117.82	111.27
30	6	607	CHL	CAA-C2A-C3A	-3.68	102.69	112.78
31	12	613	CLA	O2D-CGD-CBD	3.68	117.80	111.27
31	G	613	CLA	O2D-CGD-CBD	3.68	117.80	111.27
31	y	602	CLA	O2D-CGD-CBD	3.68	117.80	111.27
31	15	604	CLA	O2D-CGD-CBD	3.68	117.80	111.27
31	g	602	CLA	O2D-CGD-CBD	3.68	117.80	111.27
30	r	607	CHL	O2D-CGD-CBD	3.68	117.80	111.27
30	1	605	CHL	O2D-CGD-CBD	3.67	117.80	111.27
30	15	601	CHL	O2D-CGD-CBD	3.67	117.80	111.27
30	12	601	CHL	O2D-CGD-CBD	3.67	117.79	111.27
31	N	604	CLA	O2D-CGD-CBD	3.67	117.79	111.27
31	r	603	CLA	O2D-CGD-CBD	3.66	117.78	111.27
31	5	604	CLA	O2D-CGD-CBD	3.66	117.78	111.27
31	n	604	CLA	O2D-CGD-CBD	3.66	117.77	111.27
30	16	601	CHL	O2D-CGD-CBD	3.66	117.76	111.27

Continued on next page...

Continued from previous page...

Mol	Chain	Res	Type	Atoms	Z	Observed(^{o})	Ideal(^{o})
30	2	609	CHL	O2D-CGD-CBD	3.65	117.76	111.27
31	1	602	CLA	O2D-CGD-CBD	3.65	117.75	111.27
31	2	610	CLA	O2D-CGD-CBD	3.65	117.75	111.27
31	4	610	CLA	O2D-CGD-CBD	3.64	117.75	111.27
31	b	611	CLA	O2D-CGD-CBD	3.64	117.74	111.27
31	S	613	CLA	O2D-CGD-CBD	3.64	117.74	111.27
31	n	612	CLA	O2D-CGD-CBD	3.64	117.74	111.27
31	6	602	CLA	O2D-CGD-CBD	3.63	117.73	111.27
31	r	614	CLA	O2D-CGD-CBD	3.63	117.72	111.27
31	2	604	CLA	O2D-CGD-CBD	3.63	117.72	111.27
31	11	604	CLA	O2D-CGD-CBD	3.63	117.72	111.27
31	S	615	CLA	O2D-CGD-CBD	3.63	117.72	111.27
31	s	602	CLA	O2D-CGD-CBD	3.63	117.72	111.27
31	S	609	CLA	O2D-CGD-CBD	3.63	117.71	111.27
31	4	614	CLA	O2D-CGD-CBD	3.63	117.71	111.27
31	g	612	CLA	O2D-CGD-CBD	3.62	117.71	111.27
30	4	606	CHL	O2D-CGD-CBD	3.62	117.71	111.27
31	y	603	CLA	O2D-CGD-CBD	3.62	117.70	111.27
31	3	615	CLA	O2D-CGD-CBD	3.62	117.70	111.27
31	B	611	CLA	O2D-CGD-CBD	3.61	117.69	111.27
31	13	604	CLA	O2D-CGD-CBD	3.61	117.69	111.27
31	Y	602	CLA	O2D-CGD-CBD	3.61	117.68	111.27
31	14	604	CLA	O2D-CGD-CBD	3.61	117.68	111.27
30	14	609	CHL	O2D-CGD-CBD	3.61	117.68	111.27
31	G	612	CLA	O2D-CGD-CBD	3.60	117.67	111.27
32	A	413	LHG	O7-C7-C8	3.60	119.26	111.50
31	3	602	CLA	O2D-CGD-CBD	3.60	117.66	111.27
30	13	608	CHL	O2D-CGD-CBD	3.60	117.66	111.27
30	4	601	CHL	O2D-CGD-CBD	3.60	117.66	111.27
31	R	603	CLA	CMB-C2B-C1B	-3.59	122.95	128.46
31	Y	603	CLA	O2D-CGD-CBD	3.59	117.64	111.27
30	n	605	CHL	CAA-C2A-C3A	-3.59	102.96	112.78
31	1	614	CLA	O2D-CGD-CBD	3.59	117.64	111.27
31	16	611	CLA	O2D-CGD-CBD	3.58	117.63	111.27
31	1	604	CLA	CHD-C1D-ND	-3.58	121.16	124.45
30	5	601	CHL	O2D-CGD-CBD	3.58	117.63	111.27
32	s	621	LHG	O7-C7-C8	3.58	119.22	111.50
31	s	612	CLA	O2D-CGD-CBD	3.57	117.62	111.27
31	12	604	CLA	O2D-CGD-CBD	3.57	117.62	111.27
32	a	413	LHG	O7-C7-C8	3.57	119.20	111.50
31	15	613	CLA	CHD-C1D-ND	-3.57	121.17	124.45
31	11	610	CLA	CMB-C2B-C1B	-3.57	122.98	128.46

Continued on next page...

Continued from previous page...

Mol	Chain	Res	Type	Atoms	Z	Observed(^{o})	Ideal(^{o})
31	N	612	CLA	O2D-CGD-CBD	3.56	117.60	111.27
31	n	602	CLA	O2A-CGA-CBA	3.56	123.09	111.91
31	14	612	CLA	O2D-CGD-CBD	3.55	117.58	111.27
30	16	608	CHL	O2D-CGD-CBD	3.55	117.58	111.27
31	r	609	CLA	O2A-CGA-CBA	3.55	123.05	111.91
32	S	621	LHG	O7-C7-C8	3.55	119.14	111.50
30	13	601	CHL	O2D-CGD-CBD	3.55	117.57	111.27
30	n	609	CHL	CAA-C2A-C3A	-3.54	103.09	112.78
31	12	609	CLA	O2D-CGD-CBD	3.54	117.55	111.27
31	16	602	CLA	O2D-CGD-CBD	3.53	117.55	111.27
30	Y	606	CHL	CAA-C2A-C3A	-3.53	103.12	112.78
30	11	608	CHL	CHD-C1D-ND	-3.52	121.22	124.45
31	C	504	CLA	O2D-CGD-CBD	3.52	117.52	111.27
30	16	607	CHL	C1-C2-C3	3.52	132.13	126.04
31	c	504	CLA	O2D-CGD-CBD	3.52	117.52	111.27
31	5	613	CLA	O2D-CGD-CBD	3.51	117.51	111.27
31	3	615	CLA	CMB-C2B-C1B	-3.51	123.07	128.46
31	s	611	CLA	O2A-CGA-CBA	3.51	122.92	111.91
30	N	609	CHL	CAA-C2A-C3A	-3.51	103.18	112.78
30	11	607	CHL	O2D-CGD-CBD	3.51	117.50	111.27
30	16	607	CHL	CAA-C2A-C3A	-3.50	103.18	112.78
31	4	604	CLA	CHD-C1D-ND	-3.50	121.23	124.45
31	5	604	CLA	CMB-C2B-C1B	-3.50	123.08	128.46
31	14	602	CLA	O2D-CGD-CBD	3.50	117.49	111.27
30	y	609	CHL	C1-C2-C3	3.50	132.09	126.04
31	11	602	CLA	O2D-CGD-CBD	3.50	117.48	111.27
31	6	615	CLA	CMB-C2B-C1B	-3.50	123.09	128.46
30	5	606	CHL	CMB-C2B-C1B	-3.49	123.10	128.46
30	6	609	CHL	CAA-C2A-C3A	-3.49	103.22	112.78
31	4	613	CLA	O2D-CGD-CBD	3.49	117.47	111.27
31	2	611	CLA	O2D-CGD-CBD	3.49	117.47	111.27
32	Y	616	LHG	O7-C7-C8	3.48	119.00	111.50
32	Y	617	LHG	O7-C7-C8	3.48	119.00	111.50
30	13	609	CHL	CAA-C2A-C3A	-3.48	103.25	112.78
31	S	603	CLA	O2D-CGD-CBD	3.48	117.44	111.27
30	11	607	CHL	CAA-C2A-C3A	-3.48	103.26	112.78
31	R	603	CLA	O2D-CGD-CBD	3.47	117.44	111.27
31	R	614	CLA	O2D-CGD-CBD	3.47	117.44	111.27
31	11	612	CLA	O2D-CGD-CBD	3.47	117.44	111.27
30	13	606	CHL	CAA-C2A-C3A	-3.47	103.27	112.78
30	Y	609	CHL	C1-C2-C3	3.47	132.05	126.04
32	r	621	LHG	O7-C7-C8	3.47	118.98	111.50

Continued on next page...

Continued from previous page...

Mol	Chain	Res	Type	Atoms	Z	Observed(^{o})	Ideal(^{o})
35	3	620	XAT	O4-C5-C4	-3.47	110.78	113.38
30	n	609	CHL	C1-C2-C3	3.47	132.04	126.04
31	16	602	CLA	O2A-CGA-CBA	3.47	122.79	111.91
30	5	605	CHL	O2D-CGD-CBD	3.47	117.43	111.27
30	3	609	CHL	CAA-C2A-C3A	-3.47	103.29	112.78
30	15	605	CHL	CHD-C1D-ND	-3.47	121.27	124.45
30	3	605	CHL	CAA-C2A-C3A	-3.46	103.30	112.78
30	G	607	CHL	CAA-C2A-C3A	-3.46	103.30	112.78
31	5	602	CLA	O2D-CGD-CBD	3.46	117.42	111.27
30	y	606	CHL	CAA-C2A-C3A	-3.46	103.30	112.78
31	15	609	CLA	O2D-CGD-CBD	3.46	117.41	111.27
30	N	609	CHL	C1-C2-C3	3.46	132.02	126.04
30	g	607	CHL	CAA-C2A-C3A	-3.45	103.33	112.78
32	S	617	LHG	O7-C7-C8	3.45	118.94	111.50
30	y	607	CHL	CAA-C2A-C3A	-3.45	103.33	112.78
31	3	615	CLA	CHD-C1D-ND	-3.45	121.28	124.45
30	6	601	CHL	C1-C2-C3	3.45	132.01	126.04
31	s	610	CLA	CHD-C1D-ND	-3.45	121.29	124.45
31	b	613	CLA	O2D-CGD-CBD	3.44	117.39	111.27
30	Y	607	CHL	CAA-C2A-C3A	-3.44	103.35	112.78
31	G	604	CLA	CMB-C2B-C1B	-3.44	123.18	128.46
30	4	609	CHL	O2D-CGD-CBD	3.43	117.37	111.27
31	16	604	CLA	O2D-CGD-CBD	3.43	117.37	111.27
31	d	402	CLA	O2D-CGD-CBD	3.43	117.37	111.27
31	g	604	CLA	CMB-C2B-C1B	-3.43	123.19	128.46
31	14	610	CLA	CMB-C2B-C1B	-3.43	123.20	128.46
32	A	415	LHG	O7-C7-C8	3.43	118.89	111.50
31	14	613	CLA	O2D-CGD-CBD	3.43	117.36	111.27
31	G	610	CLA	O2A-CGA-CBA	3.42	122.65	111.91
30	Y	609	CHL	CAA-C2A-C3A	-3.42	103.41	112.78
30	2	605	CHL	O2D-CGD-CBD	3.42	117.34	111.27
31	C	511	CLA	CMB-C2B-C1B	-3.42	123.21	128.46
32	y	616	LHG	O7-C7-C8	3.42	118.87	111.50
31	B	609	CLA	O2A-CGA-CBA	3.42	122.64	111.91
31	B	613	CLA	O2D-CGD-CBD	3.42	117.34	111.27
31	s	603	CLA	O2D-CGD-CBD	3.42	117.34	111.27
31	D	404	CLA	CMB-C2B-C1B	-3.42	123.21	128.46
31	6	615	CLA	CHD-C1D-ND	-3.42	121.31	124.45
32	A	411	LHG	O7-C7-C8	3.41	118.85	111.50
31	12	604	CLA	CMB-C2B-C1B	-3.41	123.22	128.46
30	N	605	CHL	CAA-C2A-C3A	-3.41	103.44	112.78
30	g	605	CHL	CAA-C2A-C3A	-3.41	103.44	112.78

Continued on next page...

Continued from previous page...

Mol	Chain	Res	Type	Atoms	Z	Observed(^{o})	Ideal(^{o})
30	y	609	CHL	CAA-C2A-C3A	-3.41	103.44	112.78
31	16	604	CLA	CMB-C2B-C1B	-3.41	123.22	128.46
31	3	610	CLA	CMB-C2B-C1B	-3.41	123.23	128.46
30	5	609	CHL	CAA-C2A-C3A	-3.41	103.45	112.78
31	g	610	CLA	O2A-CGA-CBA	3.41	122.60	111.91
31	2	604	CLA	CMB-C2B-C1B	-3.40	123.23	128.46
31	s	614	CLA	O2A-CGA-CBA	3.40	122.57	111.91
31	6	604	CLA	CMB-C2B-C1B	-3.40	123.24	128.46
30	11	606	CHL	O2D-CGD-CBD	3.40	117.30	111.27
30	15	608	CHL	O2D-CGD-CBD	3.40	117.30	111.27
31	2	602	CLA	O2D-CGD-CBD	3.39	117.30	111.27
31	N	615	CLA	CHD-C1D-ND	-3.39	121.34	124.45
31	C	513	CLA	CMB-C2B-C1B	-3.39	123.25	128.46
31	n	613	CLA	O2A-CGA-CBA	3.39	122.53	111.91
32	R	619	LHG	O7-C7-C8	3.38	118.79	111.50
32	r	618	LHG	O7-C7-C8	3.38	118.79	111.50
31	b	609	CLA	O2A-CGA-CBA	3.38	122.52	111.91
31	B	613	CLA	CMB-C2B-C1B	-3.38	123.27	128.46
30	1	607	CHL	CAA-C2A-C3A	-3.38	103.52	112.78
30	4	607	CHL	CAA-C2A-C3A	-3.38	103.52	112.78
31	5	610	CLA	CHD-C1D-ND	-3.38	121.35	124.45
30	S	601	CHL	CAA-C2A-C3A	-3.38	103.53	112.78
30	1	606	CHL	CAA-C2A-C3A	-3.38	103.54	112.78
31	G	604	CLA	O2D-CGD-CBD	3.37	117.27	111.27
31	S	610	CLA	CMB-C2B-C1B	-3.37	123.28	128.46
31	1	610	CLA	CMB-C2B-C1B	-3.37	123.28	128.46
30	G	605	CHL	CAA-C2A-C3A	-3.37	103.55	112.78
32	6	616	LHG	O7-C7-C8	3.37	118.77	111.50
30	12	608	CHL	O2D-CGD-CBD	3.37	117.26	111.27
31	2	613	CLA	O2D-CGD-CBD	3.37	117.25	111.27
30	1	609	CHL	O2D-CGD-CBD	3.36	117.25	111.27
31	c	508	CLA	O2A-CGA-CBA	3.36	122.45	111.91
31	3	604	CLA	CMB-C2B-C1B	-3.36	123.30	128.46
32	3	616	LHG	O7-C7-C8	3.36	118.74	111.50
31	c	513	CLA	CMB-C2B-C1B	-3.36	123.30	128.46
31	C	508	CLA	O2A-CGA-CBA	3.35	122.43	111.91
30	s	601	CHL	CAA-C2A-C3A	-3.35	103.60	112.78
31	13	604	CLA	O2A-CGA-CBA	3.35	122.43	111.91
31	R	608	CLA	O2A-CGA-CBA	3.35	122.42	111.91
31	13	604	CLA	CMB-C2B-C1B	-3.35	123.32	128.46
30	2	609	CHL	C1-C2-C3	3.35	131.83	126.04
31	b	613	CLA	CMB-C2B-C1B	-3.35	123.32	128.46

Continued on next page...

Continued from previous page...

Mol	Chain	Res	Type	Atoms	Z	Observed(^{o})	Ideal(^{o})
31	16	610	CLA	O2A-CGA-CBA	3.34	122.40	111.91
30	12	605	CHL	CHD-C1D-ND	-3.34	121.38	124.45
31	11	613	CLA	O2D-CGD-CBD	3.34	117.20	111.27
32	L	102	LHG	O7-C7-C8	3.34	118.69	111.50
30	14	606	CHL	O2D-CGD-CBD	3.34	117.20	111.27
31	g	604	CLA	O2D-CGD-CBD	3.34	117.20	111.27
31	Y	615	CLA	CMB-C2B-C1B	-3.33	123.35	128.46
31	c	511	CLA	CMB-C2B-C1B	-3.33	123.35	128.46
31	6	610	CLA	CMB-C2B-C1B	-3.32	123.35	128.46
32	r	619	LHG	O7-C7-C8	3.32	118.66	111.50
32	a	414	LHG	O7-C7-C8	3.32	118.66	111.50
30	13	607	CHL	CAA-C2A-C3A	-3.32	103.69	112.78
32	R	621	LHG	O7-C7-C8	3.32	118.66	111.50
32	l	102	LHG	O7-C7-C8	3.32	118.66	111.50
30	N	607	CHL	CAA-C2A-C3A	-3.32	103.69	112.78
32	R	618	LHG	O7-C7-C8	3.32	118.65	111.50
31	r	601	CLA	O2A-CGA-CBA	3.32	122.31	111.91
31	2	610	CLA	CHD-C1D-ND	-3.31	121.41	124.45
31	13	610	CLA	O2A-CGA-CBA	3.31	122.31	111.91
30	11	609	CHL	CAA-C2A-C3A	-3.31	103.70	112.78
31	s	609	CLA	O2A-CGA-CBA	3.31	122.31	111.91
32	n	616	LHG	O7-C7-C8	3.31	118.64	111.50
31	G	614	CLA	O2A-CGA-CBA	3.31	122.30	111.91
31	y	613	CLA	O2A-CGA-CBA	3.31	122.29	111.91
32	16	616	LHG	O7-C7-C8	3.31	118.62	111.50
30	16	606	CHL	CAA-C2A-C3A	-3.30	103.73	112.78
30	N	601	CHL	CAA-C2A-C3A	-3.30	103.73	112.78
30	16	601	CHL	CAA-C2A-C3A	-3.30	103.74	112.78
32	y	617	LHG	O7-C7-C8	3.30	118.61	111.50
30	6	605	CHL	CAA-C2A-C3A	-3.30	103.75	112.78
31	n	615	CLA	CHD-C1D-ND	-3.30	121.42	124.45
31	Y	610	CLA	CHD-C1D-ND	-3.29	121.43	124.45
31	y	615	CLA	CMB-C2B-C1B	-3.29	123.40	128.46
32	13	616	LHG	O7-C7-C8	3.29	118.58	111.50
30	2	606	CHL	CMB-C2B-C1B	-3.29	123.41	128.46
31	r	608	CLA	O2A-CGA-CBA	3.29	122.22	111.91
31	15	604	CLA	CMB-C2B-C1B	-3.28	123.42	128.46
31	A	403	CLA	CMB-C2B-C1B	-3.28	123.42	128.46
30	2	601	CHL	O2D-CGD-CBD	3.28	117.10	111.27
30	14	609	CHL	CHD-C1D-ND	-3.28	121.44	124.45
30	14	609	CHL	CAA-C2A-C3A	-3.28	103.79	112.78
31	A	403	CLA	CHD-C1D-ND	-3.28	121.44	124.45

Continued on next page...

Continued from previous page...

Mol	Chain	Res	Type	Atoms	Z	Observed(^{o})	Ideal(^{o})
31	C	514	CLA	O2A-CGA-CBA	3.28	122.19	111.91
31	16	610	CLA	CHD-C1D-ND	-3.28	121.44	124.45
32	A	414	LHG	O7-C7-C8	3.28	118.56	111.50
31	g	614	CLA	O2A-CGA-CBA	3.28	122.19	111.91
31	b	604	CLA	O2A-CGA-CBA	3.28	122.19	111.91
30	16	609	CHL	C1-C2-C3	3.28	131.71	126.04
30	1	601	CHL	CAA-C2A-C3A	-3.27	103.81	112.78
31	2	603	CLA	CHD-C1D-ND	-3.27	121.45	124.45
31	13	615	CLA	CHD-C1D-ND	-3.27	121.45	124.45
30	12	605	CHL	CAA-C2A-C3A	-3.27	103.83	112.78
32	d	413	LHG	O7-C7-C8	3.27	118.55	111.50
30	11	609	CHL	CHD-C1D-ND	-3.27	121.45	124.45
30	G	609	CHL	CAA-C2A-C3A	-3.27	103.83	112.78
32	a	411	LHG	O7-C7-C8	3.27	118.54	111.50
30	R	605	CHL	CAA-C2A-C3A	-3.27	103.83	112.78
31	15	602	CLA	O2D-CGD-CBD	3.27	117.07	111.27
30	15	608	CHL	CAA-C2A-C3A	-3.27	103.83	112.78
31	S	614	CLA	O2A-CGA-CBA	3.26	122.15	111.91
30	6	609	CHL	C1-C2-C3	3.26	131.69	126.04
32	N	616	LHG	O7-C7-C8	3.26	118.53	111.50
30	5	607	CHL	CAA-C2A-C3A	-3.26	103.84	112.78
31	5	610	CLA	CMB-C2B-C1B	-3.26	123.45	128.46
32	Y	618	LHG	O7-C7-C8	3.26	118.53	111.50
31	b	603	CLA	CMB-C2B-C1B	-3.26	123.45	128.46
31	d	402	CLA	CHD-C1D-ND	-3.26	121.46	124.45
31	R	604	CLA	CMB-C2B-C1B	-3.26	123.45	128.46
31	R	614	CLA	CMB-C2B-C1B	-3.26	123.45	128.46
32	a	401	LHG	O7-C7-C8	3.26	118.52	111.50
31	d	402	CLA	CMB-C2B-C1B	-3.26	123.46	128.46
31	D	405	CLA	O2A-CGA-CBA	3.26	122.13	111.91
31	16	615	CLA	O2D-CGD-CBD	3.26	117.05	111.27
30	15	606	CHL	CAA-C2A-C3A	-3.25	103.86	112.78
30	15	605	CHL	CAA-C2A-C3A	-3.25	103.87	112.78
30	G	606	CHL	CAA-C2A-C3A	-3.25	103.87	112.78
31	B	603	CLA	O2A-CGA-CBA	3.25	122.11	111.91
31	B	604	CLA	O2A-CGA-CBA	3.25	122.11	111.91
31	16	610	CLA	CMB-C2B-C1B	-3.25	123.47	128.46
31	6	610	CLA	O2A-CGA-CBA	3.25	122.11	111.91
31	r	614	CLA	CMB-C2B-C1B	-3.25	123.47	128.46
31	Y	613	CLA	O2A-CGA-CBA	3.25	122.10	111.91
30	12	606	CHL	CAA-C2A-C3A	-3.25	103.89	112.78
31	C	505	CLA	O2A-CGA-CBA	3.25	122.10	111.91

Continued on next page...

Continued from previous page...

Mol	Chain	Res	Type	Atoms	Z	Observed(^{o})	Ideal(^{o})
31	b	603	CLA	O2A-CGA-CBA	3.25	122.09	111.91
30	14	605	CHL	CAA-C2A-C3A	-3.25	103.89	112.78
31	y	610	CLA	CHD-C1D-ND	-3.25	121.47	124.45
31	b	608	CLA	CMB-C2B-C1B	-3.24	123.48	128.46
31	r	604	CLA	CMB-C2B-C1B	-3.24	123.48	128.46
32	C	521	LHG	O7-C7-C8	3.24	118.49	111.50
31	N	602	CLA	CMB-C2B-C1B	-3.24	123.48	128.46
31	d	405	CLA	O2A-CGA-CBA	3.24	122.09	111.91
31	B	612	CLA	O2A-CGA-CBA	3.24	122.08	111.91
31	2	602	CLA	CMB-C2B-C1B	-3.24	123.49	128.46
31	s	604	CLA	CMB-C2B-C1B	-3.24	123.49	128.46
31	B	602	CLA	CHD-C1D-ND	-3.24	121.48	124.45
31	5	602	CLA	CMB-C2B-C1B	-3.24	123.49	128.46
31	B	613	CLA	O2A-CGA-CBA	3.23	122.06	111.91
31	4	611	CLA	O2A-CGA-CBA	3.23	122.06	111.91
31	3	610	CLA	O2A-CGA-CBA	3.23	122.05	111.91
31	b	613	CLA	O2A-CGA-CBA	3.23	122.05	111.91
30	11	601	CHL	CAA-C2A-C3A	-3.23	103.93	112.78
31	B	607	CLA	O2A-CGA-CBA	3.23	122.05	111.91
31	5	603	CLA	CHD-C1D-ND	-3.23	121.49	124.45
31	b	612	CLA	O2A-CGA-CBA	3.23	122.03	111.91
32	D	412	LHG	O7-C7-C8	3.23	118.45	111.50
31	13	610	CLA	CHD-C1D-ND	-3.22	121.49	124.45
31	n	604	CLA	CMB-C2B-C1B	-3.22	123.51	128.46
30	5	601	CHL	CAA-C2A-C3A	-3.22	103.96	112.78
31	5	611	CLA	CMB-C2B-C1B	-3.22	123.51	128.46
31	15	609	CLA	CHD-C1D-ND	-3.22	121.50	124.45
30	3	606	CHL	CAA-C2A-C3A	-3.22	103.96	112.78
32	y	618	LHG	O7-C7-C8	3.22	118.43	111.50
31	2	611	CLA	CHD-C1D-ND	-3.22	121.50	124.45
31	c	505	CLA	O2A-CGA-CBA	3.21	122.00	111.91
30	6	605	CHL	C1-C2-C3	3.21	131.60	126.04
31	N	604	CLA	CMB-C2B-C1B	-3.21	123.52	128.46
30	y	605	CHL	CAA-C2A-C3A	-3.21	103.98	112.78
31	c	503	CLA	O2A-CGA-CBA	3.21	121.99	111.91
31	C	503	CLA	O2A-CGA-CBA	3.21	121.99	111.91
31	13	611	CLA	O2A-CGA-CBA	3.21	121.97	111.91
31	N	604	CLA	O2A-CGA-CBA	3.21	121.97	111.91
30	6	606	CHL	CAA-C2A-C3A	-3.20	104.01	112.78
31	B	608	CLA	CMB-C2B-C1B	-3.20	123.54	128.46
31	b	606	CLA	CMB-C2B-C1B	-3.20	123.55	128.46
31	c	507	CLA	O2A-CGA-CBA	3.20	121.94	111.91

Continued on next page...

Continued from previous page...

Mol	Chain	Res	Type	Atoms	Z	Observed(°)	Ideal(°)
30	r	605	CHL	C1-C2-C3	3.20	131.57	126.04
31	R	604	CLA	O2A-CGA-CBA	3.20	121.94	111.91
32	11	615	LHG	O7-C7-C8	3.20	118.39	111.50
31	n	610	CLA	O2A-CGA-CBA	3.19	121.93	111.91
31	N	610	CLA	O2A-CGA-CBA	3.19	121.93	111.91
31	16	615	CLA	CMB-C2B-C1B	-3.19	123.56	128.46
30	n	607	CHL	CAA-C2A-C3A	-3.19	104.03	112.78
31	B	610	CLA	O2A-CGA-CBA	3.19	121.93	111.91
31	b	602	CLA	CHD-C1D-ND	-3.19	121.52	124.45
30	13	609	CHL	C1-C2-C3	3.19	131.56	126.04
31	G	610	CLA	CHD-C1D-ND	-3.19	121.52	124.45
30	14	601	CHL	CAA-C2A-C3A	-3.19	104.05	112.78
31	B	603	CLA	CMB-C2B-C1B	-3.19	123.56	128.46
31	r	610	CLA	O2A-CGA-CBA	3.19	121.91	111.91
30	2	607	CHL	CAA-C2A-C3A	-3.19	104.05	112.78
31	r	603	CLA	O2A-CGA-CBA	3.19	121.90	111.91
31	B	606	CLA	CMB-C2B-C1B	-3.18	123.57	128.46
31	C	507	CLA	CMB-C2B-C1B	-3.18	123.57	128.46
31	B	605	CLA	O2A-CGA-CBA	3.18	121.90	111.91
31	n	604	CLA	O2A-CGA-CBA	3.18	121.89	111.91
31	1	604	CLA	O2A-CGA-CBA	3.18	121.89	111.91
31	15	602	CLA	O2A-CGA-CBA	3.18	121.89	111.91
30	6	605	CHL	O2A-CGA-CBA	3.18	121.89	111.91
32	c	521	LHG	O7-C7-C8	3.18	118.35	111.50
30	Y	605	CHL	CAA-C2A-C3A	-3.18	104.07	112.78
31	N	610	CLA	CMB-C2B-C1B	-3.18	123.58	128.46
31	g	610	CLA	CHD-C1D-ND	-3.18	121.53	124.45
31	N	615	CLA	O2A-CGA-CBA	3.18	121.88	111.91
31	6	610	CLA	CHD-C1D-ND	-3.18	121.53	124.45
31	16	611	CLA	O2A-CGA-CBA	3.17	121.87	111.91
31	A	404	CLA	O2D-CGD-CBD	3.17	116.91	111.27
31	a	404	CLA	O2D-CGD-CBD	3.17	116.91	111.27
31	3	614	CLA	O2A-CGA-CBA	3.17	121.87	111.91
31	r	604	CLA	O2A-CGA-CBA	3.17	121.87	111.91
31	S	604	CLA	CMB-C2B-C1B	-3.17	123.59	128.46
31	13	604	CLA	CHD-C1D-ND	-3.17	121.54	124.45
30	Y	608	CHL	CAA-C2A-C3A	-3.17	104.09	112.78
31	c	505	CLA	CMB-C2B-C1B	-3.17	123.59	128.46
31	R	609	CLA	O2A-CGA-CBA	3.17	121.86	111.91
31	S	603	CLA	CMB-C2B-C1B	-3.17	123.59	128.46
31	s	613	CLA	O2A-CGA-CBA	3.17	121.86	111.91
31	b	610	CLA	O2A-CGA-CBA	3.17	121.85	111.91

Continued on next page...

Continued from previous page...

Mol	Chain	Res	Type	Atoms	Z	Observed(°)	Ideal(°)
31	G	604	CLA	O2A-CGA-CBA	3.17	121.85	111.91
31	C	505	CLA	CMB-C2B-C1B	-3.17	123.60	128.46
30	Y	605	CHL	C1-C2-C3	3.16	131.52	126.04
31	s	610	CLA	O2A-CGA-CBA	3.16	121.84	111.91
32	6	617	LHG	O7-C7-C8	3.16	118.32	111.50
31	R	603	CLA	O2A-CGA-CBA	3.16	121.83	111.91
31	4	604	CLA	O2A-CGA-CBA	3.16	121.83	111.91
31	c	502	CLA	CMB-C2B-C1B	-3.16	123.61	128.46
31	g	602	CLA	O2A-CGA-CBA	3.16	121.82	111.91
30	g	609	CHL	CAA-C2A-C3A	-3.16	104.14	112.78
31	13	610	CLA	CMB-C2B-C1B	-3.16	123.61	128.46
31	4	613	CLA	O2A-CGA-CBA	3.16	121.81	111.91
31	16	613	CLA	O2A-CGA-CBA	3.15	121.81	111.91
31	16	604	CLA	CHD-C1D-ND	-3.15	121.56	124.45
30	S	606	CHL	CAA-C2A-C3A	-3.15	104.14	112.78
31	S	613	CLA	O2A-CGA-CBA	3.15	121.81	111.91
30	11	606	CHL	CAA-C2A-C3A	-3.15	104.14	112.78
32	1	615	LHG	O7-C7-C8	3.15	118.30	111.50
31	C	507	CLA	O2A-CGA-CBA	3.15	121.80	111.91
31	11	613	CLA	O2A-CGA-CBA	3.15	121.79	111.91
30	y	608	CHL	CAA-C2A-C3A	-3.15	104.15	112.78
31	4	604	CLA	CMB-C2B-C1B	-3.15	123.62	128.46
31	4	610	CLA	O2A-CGA-CBA	3.15	121.79	111.91
30	R	607	CHL	C1-C2-C3	3.15	131.84	126.75
32	G	615	LHG	O7-C7-C8	3.15	118.28	111.50
31	12	602	CLA	O2A-CGA-CBA	3.15	121.78	111.91
31	2	612	CLA	CHD-C1D-ND	-3.15	121.56	124.45
30	4	601	CHL	CMB-C2B-C1B	-3.15	123.63	128.46
30	14	609	CHL	C1-C2-C3	3.14	131.48	126.04
31	s	610	CLA	CMB-C2B-C1B	-3.14	123.63	128.46
31	12	602	CLA	O2D-CGD-CBD	3.14	116.85	111.27
31	Y	603	CLA	O2A-CGA-CBA	3.14	121.76	111.91
31	Y	615	CLA	O2A-CGA-CBA	3.14	121.76	111.91
31	4	610	CLA	CHD-C1D-ND	-3.14	121.57	124.45
31	d	404	CLA	CMB-C2B-C1B	-3.14	123.64	128.46
32	14	615	LHG	O7-C7-C8	3.14	118.26	111.50
31	1	602	CLA	O2A-CGA-CBA	3.14	121.75	111.91
32	d	408	LHG	O7-C7-C8	3.13	118.25	111.50
31	C	502	CLA	CMB-C2B-C1B	-3.13	123.65	128.46
31	y	615	CLA	O2A-CGA-CBA	3.13	121.73	111.91
30	s	606	CHL	CAA-C2A-C3A	-3.13	104.21	112.78
31	Y	604	CLA	O2A-CGA-CBA	3.13	121.73	111.91

Continued on next page...

Continued from previous page...

Mol	Chain	Res	Type	Atoms	Z	Observed(^{o})	Ideal(^{o})
30	5	608	CHL	CAA-C2A-C3A	-3.13	104.21	112.78
31	1	611	CLA	CMB-C2B-C1B	-3.13	123.66	128.46
31	r	611	CLA	CMB-C2B-C1B	-3.13	123.66	128.46
30	2	601	CHL	CHD-C1D-ND	-3.13	121.58	124.45
30	13	601	CHL	CAA-C2A-C3A	-3.13	104.21	112.78
31	B	606	CLA	O2A-CGA-CBA	3.13	121.72	111.91
30	2	607	CHL	C1-C2-C3	3.13	131.45	126.04
31	A	403	CLA	O2D-CGD-CBD	3.13	116.82	111.27
31	4	602	CLA	O2A-CGA-CBA	3.12	121.71	111.91
31	y	604	CLA	O2A-CGA-CBA	3.12	121.71	111.91
31	14	613	CLA	O2A-CGA-CBA	3.12	121.71	111.91
31	N	602	CLA	O2A-CGA-CBA	3.12	121.71	111.91
31	16	604	CLA	O2A-CGA-CBA	3.12	121.70	111.91
31	b	607	CLA	O2A-CGA-CBA	3.12	121.70	111.91
30	11	605	CHL	CAA-C2A-C3A	-3.12	104.24	112.78
31	12	613	CLA	CMB-C2B-C1B	-3.12	123.67	128.46
30	4	606	CHL	CHD-C1D-ND	-3.12	121.59	124.45
30	y	601	CHL	CAA-C2A-C3A	-3.12	104.25	112.78
31	B	606	CLA	CHD-C1D-ND	-3.11	121.59	124.45
32	3	617	LHG	O7-C7-C8	3.11	118.21	111.50
31	14	602	CLA	CMB-C2B-C1B	-3.11	123.68	128.46
30	15	607	CHL	CAA-C2A-C3A	-3.11	104.25	112.78
30	4	607	CHL	C1-C2-C3	3.11	131.79	126.75
31	11	611	CLA	O2A-CGA-CBA	3.11	121.67	111.91
31	s	612	CLA	CMB-C2B-C1B	-3.11	123.68	128.46
31	C	508	CLA	CMB-C2B-C1B	-3.11	123.68	128.46
31	N	603	CLA	O2A-CGA-CBA	3.11	121.67	111.91
30	2	601	CHL	CAA-C2A-C3A	-3.11	104.26	112.78
32	D	408	LHG	O7-C7-C8	3.11	118.20	111.50
31	c	508	CLA	CHD-C1D-ND	-3.11	121.60	124.45
31	Y	610	CLA	CMB-C2B-C1B	-3.11	123.69	128.46
30	13	606	CHL	C1-C2-C3	3.11	131.41	126.04
31	y	610	CLA	CMB-C2B-C1B	-3.11	123.69	128.46
30	S	608	CHL	CAA-C2A-C3A	-3.10	104.28	112.78
31	C	510	CLA	O2A-CGA-CBA	3.10	121.64	111.91
31	A	406	CLA	O2A-CGA-CBA	3.10	121.64	111.91
31	c	504	CLA	O2A-CGA-CBA	3.10	121.63	111.91
31	Y	615	CLA	CHD-C1D-ND	-3.10	121.61	124.45
30	13	607	CHL	C1-C2-C3	3.10	131.40	126.04
31	S	610	CLA	CHD-C1D-ND	-3.10	121.61	124.45
31	G	613	CLA	CMB-C2B-C1B	-3.09	123.71	128.46
31	B	610	CLA	CMB-C2B-C1B	-3.09	123.71	128.46

Continued on next page...

Continued from previous page...

Mol	Chain	Res	Type	Atoms	Z	Observed(^{o})	Ideal(^{o})
31	R	611	CLA	CMB-C2B-C1B	-3.09	123.71	128.46
30	2	608	CHL	CAA-C2A-C3A	-3.09	104.31	112.78
30	11	609	CHL	C1-C2-C3	3.09	131.39	126.04
31	g	613	CLA	O2A-CGA-CBA	3.09	121.61	111.91
31	b	614	CLA	CMB-C2B-C1B	-3.09	123.71	128.46
31	R	614	CLA	O2A-CGA-CBA	3.09	121.61	111.91
31	2	610	CLA	O2A-CGA-CBA	3.09	121.61	111.91
31	g	613	CLA	CMB-C2B-C1B	-3.09	123.71	128.46
31	3	602	CLA	CHD-C1D-ND	-3.09	121.61	124.45
31	s	604	CLA	O2A-CGA-CBA	3.09	121.60	111.91
31	s	602	CLA	O2A-CGA-CBA	3.09	121.60	111.91
31	b	610	CLA	CMB-C2B-C1B	-3.09	123.72	128.46
30	3	609	CHL	C1-C2-C3	3.09	131.38	126.04
31	12	612	CLA	O2A-CGA-CBA	3.09	121.59	111.91
31	15	613	CLA	CMB-C2B-C1B	-3.09	123.72	128.46
30	2	605	CHL	CHD-C1D-ND	-3.09	121.62	124.45
31	c	504	CLA	CHD-C1D-ND	-3.09	121.62	124.45
31	5	610	CLA	O2A-CGA-CBA	3.09	121.59	111.91
30	S	606	CHL	C1-C2-C3	3.09	131.38	126.04
31	13	613	CLA	O2A-CGA-CBA	3.09	121.59	111.91
30	y	605	CHL	C1-C2-C3	3.08	131.38	126.04
31	2	611	CLA	CMB-C2B-C1B	-3.08	123.72	128.46
31	13	614	CLA	CHD-C1D-ND	-3.08	121.62	124.45
31	r	603	CLA	CMB-C2B-C1B	-3.08	123.73	128.46
31	11	614	CLA	O2A-CGA-CBA	3.08	121.58	111.91
31	B	614	CLA	CMB-C2B-C1B	-3.08	123.73	128.46
30	14	607	CHL	CHD-C1D-ND	-3.08	121.62	124.45
31	14	611	CLA	O2A-CGA-CBA	3.08	121.58	111.91
31	2	613	CLA	O2A-CGA-CBA	3.08	121.57	111.91
31	C	504	CLA	O2A-CGA-CBA	3.08	121.57	111.91
31	2	612	CLA	CMB-C2B-C1B	-3.08	123.73	128.46
31	b	606	CLA	CHD-C1D-ND	-3.08	121.63	124.45
31	b	605	CLA	O2A-CGA-CBA	3.08	121.56	111.91
31	S	615	CLA	O2A-CGA-CBA	3.07	121.56	111.91
30	Y	606	CHL	C1-C2-C3	3.07	131.36	126.04
31	3	602	CLA	CMB-C2B-C1B	-3.07	123.74	128.46
31	N	603	CLA	CMB-C2B-C1B	-3.07	123.74	128.46
31	14	614	CLA	O2A-CGA-CBA	3.07	121.55	111.91
31	y	603	CLA	O2A-CGA-CBA	3.07	121.55	111.91
31	6	613	CLA	O2A-CGA-CBA	3.07	121.55	111.91
30	5	607	CHL	C1-C2-C3	3.07	131.36	126.04
30	R	605	CHL	C1-C2-C3	3.07	131.35	126.04

Continued on next page...

Continued from previous page...

Mol	Chain	Res	Type	Atoms	Z	Observed(^{o})	Ideal(^{o})
31	15	604	CLA	O2A-CGA-CBA	3.07	121.54	111.91
30	s	606	CHL	C1-C2-C3	3.07	131.35	126.04
31	2	613	CLA	CMB-C2B-C1B	-3.07	123.75	128.46
31	c	507	CLA	CMB-C2B-C1B	-3.07	123.75	128.46
30	r	605	CHL	CAA-C2A-C3A	-3.07	104.38	112.78
32	s	617	LHG	O7-C7-C8	3.06	118.10	111.50
30	5	606	CHL	CAA-C2A-C3A	-3.06	104.39	112.78
31	1	604	CLA	CMB-C2B-C1B	-3.06	123.76	128.46
31	c	514	CLA	O2A-CGA-CBA	3.06	121.52	111.91
31	G	613	CLA	O2A-CGA-CBA	3.06	121.51	111.91
31	s	614	CLA	CHD-C1D-ND	-3.06	121.64	124.45
31	5	613	CLA	CMB-C2B-C1B	-3.06	123.76	128.46
30	Y	607	CHL	C1-C2-C3	3.06	131.33	126.04
30	g	609	CHL	C1-C2-C3	3.06	131.33	126.04
31	1	602	CLA	CMB-C2B-C1B	-3.06	123.76	128.46
32	4	615	LHG	O7-C7-C8	3.06	118.09	111.50
30	Y	601	CHL	CAA-C2A-C3A	-3.06	104.41	112.78
31	6	603	CLA	O2A-CGA-CBA	3.06	121.50	111.91
31	11	610	CLA	O2A-CGA-CBA	3.06	121.50	111.91
30	n	606	CHL	CAA-C2A-C3A	-3.06	104.41	112.78
31	B	614	CLA	C1-C2-C3	3.06	131.33	126.04
31	16	603	CLA	O2A-CGA-CBA	3.06	121.50	111.91
31	y	604	CLA	CMB-C2B-C1B	-3.05	123.77	128.46
31	C	506	CLA	O2A-CGA-CBA	3.05	121.49	111.91
30	5	605	CHL	CHD-C1D-ND	-3.05	121.65	124.45
31	3	603	CLA	O2A-CGA-CBA	3.05	121.48	111.91
31	d	404	CLA	CHD-C1D-ND	-3.05	121.65	124.45
31	S	602	CLA	O2A-CGA-CBA	3.05	121.48	111.91
31	R	602	CLA	CMB-C2B-C1B	-3.05	123.78	128.46
31	11	604	CLA	CHD-C1D-ND	-3.05	121.65	124.45
31	13	603	CLA	CMB-C2B-C1B	-3.05	123.78	128.46
31	b	601	CLA	O2A-CGA-CBA	3.05	121.47	111.91
31	a	403	CLA	CMB-C2B-C1B	-3.05	123.78	128.46
31	a	407	CLA	O2A-CGA-CBA	3.05	121.47	111.91
31	N	610	CLA	CHD-C1D-ND	-3.05	121.66	124.45
31	S	614	CLA	CMB-C2B-C1B	-3.05	123.78	128.46
30	1	601	CHL	CMB-C2B-C1B	-3.04	123.78	128.46
30	G	601	CHL	CMB-C2B-C1B	-3.04	123.79	128.46
30	13	606	CHL	CHD-C1D-ND	-3.04	121.66	124.45
31	r	613	CLA	O2A-CGA-CBA	3.04	121.46	111.91
31	R	612	CLA	O2A-CGA-CBA	3.04	121.46	111.91
31	a	403	CLA	CHD-C1D-ND	-3.04	121.66	124.45

Continued on next page...

Continued from previous page...

Mol	Chain	Res	Type	Atoms	Z	Observed(^{o})	Ideal(^{o})
31	Y	602	CLA	CMB-C2B-C1B	-3.04	123.79	128.46
31	c	508	CLA	CMB-C2B-C1B	-3.04	123.79	128.46
31	b	614	CLA	C1-C2-C3	3.04	131.30	126.04
30	G	601	CHL	C1-C2-C3	3.04	131.30	126.04
31	B	602	CLA	CMB-C2B-C1B	-3.04	123.79	128.46
30	s	608	CHL	CAA-C2A-C3A	-3.04	104.45	112.78
31	11	604	CLA	CMB-C2B-C1B	-3.04	123.79	128.46
31	S	614	CLA	CHD-C1D-ND	-3.04	121.66	124.45
31	n	610	CLA	CHD-C1D-ND	-3.04	121.66	124.45
31	S	610	CLA	O2A-CGA-CBA	3.04	121.45	111.91
31	b	602	CLA	CMB-C2B-C1B	-3.04	123.79	128.46
31	s	603	CLA	CMB-C2B-C1B	-3.04	123.79	128.46
30	4	608	CHL	CAA-C2A-C3A	-3.04	104.46	112.78
30	13	609	CHL	CHD-C1D-ND	-3.04	121.66	124.45
30	g	607	CHL	O2A-CGA-CBA	3.04	121.44	111.91
31	11	612	CLA	CMB-C2B-C1B	-3.04	123.80	128.46
31	b	604	CLA	CMB-C2B-C1B	-3.04	123.80	128.46
31	d	405	CLA	CMB-C2B-C1B	-3.04	123.80	128.46
32	d	409	LHG	O7-C7-C8	3.04	118.04	111.50
30	n	605	CHL	C1-C2-C3	3.04	131.29	126.04
31	6	612	CLA	CHD-C1D-ND	-3.03	121.67	124.45
30	6	601	CHL	CAA-C2A-C3A	-3.03	104.47	112.78
31	r	612	CLA	O2A-CGA-CBA	3.03	121.43	111.91
31	6	611	CLA	CMB-C2B-C1B	-3.03	123.80	128.46
31	C	512	CLA	CMB-C2B-C1B	-3.03	123.80	128.46
31	12	612	CLA	CHD-C1D-ND	-3.03	121.67	124.45
30	g	601	CHL	CMB-C2B-C1B	-3.03	123.80	128.46
31	3	610	CLA	CHD-C1D-ND	-3.03	121.67	124.45
31	r	608	CLA	CMB-C2B-C3B	3.03	130.35	124.68
30	16	606	CHL	CHD-C1D-ND	-3.03	121.67	124.45
30	1	608	CHL	CAA-C2A-C3A	-3.03	104.48	112.78
31	C	510	CLA	CMB-C2B-C1B	-3.03	123.81	128.46
31	Y	604	CLA	CMB-C2B-C1B	-3.03	123.81	128.46
31	n	611	CLA	O2A-CGA-CBA	3.03	121.42	111.91
31	3	612	CLA	CHD-C1D-ND	-3.03	121.67	124.45
31	14	604	CLA	CMB-C2B-C1B	-3.03	123.81	128.46
30	2	606	CHL	CAA-C2A-C3A	-3.03	104.48	112.78
30	G	607	CHL	O2A-CGA-CBA	3.03	121.41	111.91
31	r	614	CLA	O2A-CGA-CBA	3.03	121.41	111.91
31	G	611	CLA	O2A-CGA-CBA	3.03	121.41	111.91
31	y	602	CLA	O2A-CGA-CBA	3.03	121.41	111.91
31	A	402	CLA	CMB-C2B-C1B	-3.03	123.81	128.46

Continued on next page...

Continued from previous page...

Mol	Chain	Res	Type	Atoms	Z	Observed(^{o})	Ideal(^{o})
31	G	614	CLA	CMB-C2B-C1B	-3.03	123.81	128.46
31	C	504	CLA	CHD-C1D-ND	-3.03	121.67	124.45
31	B	604	CLA	CMB-C2B-C1B	-3.02	123.81	128.46
31	6	614	CLA	CMB-C2B-C1B	-3.02	123.82	128.46
31	c	512	CLA	CMB-C2B-C1B	-3.02	123.82	128.46
31	6	602	CLA	CHD-C1D-ND	-3.02	121.68	124.45
31	b	614	CLA	O2A-CGA-CBA	3.02	121.39	111.91
30	R	605	CHL	O2A-CGA-CBA	3.02	121.39	111.91
31	D	405	CLA	CMB-C2B-C1B	-3.02	123.82	128.46
30	12	607	CHL	CAA-C2A-C3A	-3.02	104.50	112.78
31	12	602	CLA	CMB-C2B-C1B	-3.02	123.82	128.46
30	r	607	CHL	C1-C2-C3	3.02	131.64	126.75
31	13	615	CLA	CMB-C2B-C1B	-3.02	123.82	128.46
31	6	610	CLA	C1-C2-C3	3.02	131.26	126.04
32	D	409	LHG	O7-C7-C8	3.02	118.01	111.50
31	c	510	CLA	O2A-CGA-CBA	3.02	121.38	111.91
31	3	613	CLA	O2A-CGA-CBA	3.02	121.38	111.91
31	s	605	CLA	CMB-C2B-C1B	-3.02	123.83	128.46
31	5	610	CLA	O2D-CGD-CBD	3.02	116.63	111.27
30	y	607	CHL	C1-C2-C3	3.02	131.26	126.04
31	6	602	CLA	CMB-C2B-C1B	-3.02	123.83	128.46
31	A	404	CLA	CMB-C2B-C1B	-3.02	123.83	128.46
31	12	609	CLA	O2A-CGA-CBA	3.02	121.37	111.91
30	6	606	CHL	C1-C2-C3	3.02	131.26	126.04
30	g	606	CHL	O2A-CGA-CBA	3.02	121.37	111.91
31	N	614	CLA	CMB-C2B-C1B	-3.02	123.83	128.46
31	11	602	CLA	CMB-C2B-C1B	-3.01	123.83	128.46
31	15	602	CLA	CMB-C2B-C1B	-3.01	123.83	128.46
31	3	614	CLA	CMB-C2B-C1B	-3.01	123.83	128.46
31	r	601	CLA	CMB-C2B-C1B	-3.01	123.83	128.46
31	g	611	CLA	CMB-C2B-C1B	-3.01	123.83	128.46
31	y	610	CLA	O2A-CGA-CBA	3.01	121.36	111.91
31	Y	602	CLA	O2A-CGA-CBA	3.01	121.36	111.91
31	Y	614	CLA	O2A-CGA-CBA	3.01	121.35	111.91
31	s	611	CLA	CMB-C2B-C1B	-3.01	123.84	128.46
30	1	609	CHL	C1-C2-C3	3.01	131.25	126.04
31	R	613	CLA	O2A-CGA-CBA	3.01	121.35	111.91
31	2	610	CLA	CMB-C2B-C1B	-3.01	123.84	128.46
31	B	601	CLA	CMB-C2B-C1B	-3.01	123.84	128.46
31	Y	610	CLA	O2A-CGA-CBA	3.01	121.35	111.91
31	A	406	CLA	CMB-C2B-C1B	-3.01	123.84	128.46
31	S	611	CLA	CMB-C2B-C1B	-3.01	123.84	128.46

Continued on next page...

Continued from previous page...

Mol	Chain	Res	Type	Atoms	Z	Observed(^{o})	Ideal(^{o})
30	12	608	CHL	C1-C2-C3	3.01	131.25	126.04
31	n	614	CLA	CMB-C2B-C1B	-3.01	123.84	128.46
31	13	602	CLA	CMB-C2B-C1B	-3.01	123.84	128.46
31	14	610	CLA	O2A-CGA-CBA	3.01	121.34	111.91
31	c	510	CLA	CMB-C2B-C1B	-3.01	123.84	128.46
31	G	602	CLA	CMB-C2B-C1B	-3.01	123.84	128.46
31	A	402	CLA	CHD-C1D-ND	-3.00	121.69	124.45
31	14	612	CLA	CMB-C2B-C1B	-3.00	123.85	128.46
31	S	614	CLA	C1-C2-C3	3.00	131.24	126.04
31	s	609	CLA	CMB-C2B-C1B	-3.00	123.85	128.46
31	g	603	CLA	O2A-CGA-CBA	3.00	121.33	111.91
31	2	603	CLA	O2A-CGA-CBA	3.00	121.33	111.91
31	y	603	CLA	CHD-C1D-ND	-3.00	121.69	124.45
31	12	609	CLA	CMB-C2B-C1B	-3.00	123.85	128.46
31	5	603	CLA	O2A-CGA-CBA	3.00	121.33	111.91
31	5	613	CLA	O2A-CGA-CBA	3.00	121.33	111.91
31	B	601	CLA	O2A-CGA-CBA	3.00	121.32	111.91
31	r	612	CLA	CHD-C1D-ND	-3.00	121.70	124.45
31	4	611	CLA	CMB-C2B-C1B	-3.00	123.85	128.46
31	R	610	CLA	CMB-C2B-C1B	-3.00	123.85	128.46
31	S	605	CLA	CMB-C2B-C1B	-3.00	123.85	128.46
31	y	603	CLA	CMB-C2B-C1B	-3.00	123.85	128.46
31	Y	603	CLA	CMB-C2B-C1B	-3.00	123.86	128.46
31	c	504	CLA	CMB-C2B-C1B	-3.00	123.86	128.46
31	g	614	CLA	CMB-C2B-C1B	-3.00	123.86	128.46
31	N	611	CLA	CMB-C2B-C1B	-3.00	123.86	128.46
31	b	601	CLA	CMB-C2B-C1B	-3.00	123.86	128.46
31	14	614	CLA	CHD-C1D-ND	-3.00	121.70	124.45
31	Y	612	CLA	CMB-C2B-C1B	-3.00	123.86	128.46
31	a	407	CLA	CMB-C2B-C1B	-3.00	123.86	128.46
30	n	607	CHL	C1-C2-C3	3.00	131.23	126.04
31	g	603	CLA	CMB-C2B-C1B	-3.00	123.86	128.46
30	16	601	CHL	O2A-CGA-CBA	3.00	121.31	111.91
31	c	506	CLA	O2A-CGA-CBA	3.00	121.31	111.91
31	y	602	CLA	CMB-C2B-C1B	-2.99	123.86	128.46
31	C	502	CLA	O2A-CGA-CBA	2.99	121.30	111.91
31	S	609	CLA	CMB-C2B-C1B	-2.99	123.87	128.46
30	13	605	CHL	C1-C2-C3	2.99	131.22	126.04
31	A	404	CLA	O2A-CGA-CBA	2.99	121.29	111.91
31	16	602	CLA	CMB-C2B-C1B	-2.99	123.87	128.46
31	S	602	CLA	CMB-C2B-C1B	-2.99	123.87	128.46
30	N	606	CHL	CAA-C2A-C3A	-2.99	104.59	112.78

Continued on next page...

Continued from previous page...

Mol	Chain	Res	Type	Atoms	Z	Observed(^{o})	Ideal(^{o})
31	15	603	CLA	CMB-C2B-C1B	-2.99	123.87	128.46
31	G	603	CLA	CMB-C2B-C1B	-2.99	123.87	128.46
31	C	512	CLA	O2A-CGA-CBA	2.99	121.28	111.91
31	3	611	CLA	CMB-C2B-C1B	-2.99	123.87	128.46
31	R	601	CLA	CMB-C2B-C1B	-2.99	123.87	128.46
30	3	606	CHL	O2A-CGA-CBA	2.99	121.28	111.91
31	a	404	CLA	O2A-CGA-CBA	2.99	121.28	111.91
30	3	606	CHL	C1-C2-C3	2.99	131.21	126.04
31	G	603	CLA	O2A-CGA-CBA	2.99	121.28	111.91
31	16	603	CLA	CMB-C2B-C1B	-2.99	123.87	128.46
30	14	606	CHL	CHD-C1D-ND	-2.99	121.71	124.45
31	b	616	CLA	O2A-CGA-CBA	2.99	121.28	111.91
30	4	609	CHL	C1-C2-C3	2.99	131.21	126.04
31	11	613	CLA	CMB-C2B-C1B	-2.99	123.88	128.46
31	g	604	CLA	O2A-CGA-CBA	2.98	121.27	111.91
31	G	611	CLA	CMB-C2B-C1B	-2.98	123.88	128.46
31	N	615	CLA	CMB-C2B-C1B	-2.98	123.88	128.46
30	15	607	CHL	CHD-C1D-ND	-2.98	121.71	124.45
30	5	608	CHL	O2A-CGA-CBA	2.98	121.27	111.91
30	12	607	CHL	CHD-C1D-ND	-2.98	121.71	124.45
31	s	612	CLA	CHD-C1D-ND	-2.98	121.71	124.45
30	n	608	CHL	CMB-C2B-C1B	-2.98	123.88	128.46
31	s	614	CLA	C1-C2-C3	2.98	131.20	126.04
31	y	615	CLA	CHD-C1D-ND	-2.98	121.71	124.45
30	3	601	CHL	CHD-C1D-ND	-2.98	121.72	124.45
31	Y	603	CLA	CHD-C1D-ND	-2.98	121.72	124.45
30	2	609	CHL	O2A-CGA-CBA	2.98	121.25	111.91
31	n	611	CLA	CMB-C2B-C1B	-2.98	123.89	128.46
31	s	614	CLA	CMB-C2B-C1B	-2.98	123.89	128.46
31	r	613	CLA	CHD-C1D-ND	-2.98	121.72	124.45
30	3	605	CHL	O2A-CGA-CBA	2.98	121.25	111.91
31	R	613	CLA	CMB-C2B-C1B	-2.98	123.89	128.46
31	n	602	CLA	CMB-C2B-C1B	-2.97	123.89	128.46
31	c	512	CLA	O2A-CGA-CBA	2.97	121.24	111.91
31	r	610	CLA	CMB-C2B-C1B	-2.97	123.89	128.46
31	r	612	CLA	CMB-C2B-C1B	-2.97	123.89	128.46
31	C	508	CLA	CHD-C1D-ND	-2.97	121.72	124.45
31	15	603	CLA	O2A-CGA-CBA	2.97	121.24	111.91
31	C	509	CLA	CMB-C2B-C1B	-2.97	123.90	128.46
31	5	603	CLA	CMB-C2B-C1B	-2.97	123.90	128.46
30	y	609	CHL	CHD-C1D-ND	-2.97	121.72	124.45
31	14	613	CLA	CMB-C2B-C1B	-2.97	123.90	128.46

Continued on next page...

Continued from previous page...

Mol	Chain	Res	Type	Atoms	Z	Observed(^{o})	Ideal(^{o})
31	3	611	CLA	O2A-CGA-CBA	2.97	121.23	111.91
31	Y	611	CLA	O2A-CGA-CBA	2.97	121.22	111.91
31	3	603	CLA	CMB-C2B-C1B	-2.97	123.91	128.46
31	R	611	CLA	O2A-CGA-CBA	2.97	121.21	111.91
31	c	509	CLA	CMB-C2B-C1B	-2.96	123.91	128.46
31	12	604	CLA	O2A-CGA-CBA	2.96	121.21	111.91
31	G	602	CLA	O2A-CGA-CBA	2.96	121.21	111.91
30	15	608	CHL	O2A-CGA-CBA	2.96	121.21	111.91
31	n	615	CLA	CMB-C2B-C1B	-2.96	123.91	128.46
30	13	601	CHL	O2A-CGA-CBA	2.96	121.21	111.91
31	B	615	CLA	O2A-CGA-CBA	2.96	121.21	111.91
31	n	603	CLA	O2A-CGA-CBA	2.96	121.21	111.91
31	2	603	CLA	CMB-C2B-C1B	-2.96	123.91	128.46
30	15	608	CHL	C1-C2-C3	2.96	131.16	126.04
31	s	609	CLA	CHD-C1D-ND	-2.96	121.73	124.45
31	B	614	CLA	O2A-CGA-CBA	2.96	121.20	111.91
31	15	611	CLA	CMB-C2B-C1B	-2.96	123.91	128.46
31	B	607	CLA	CMB-C2B-C1B	-2.96	123.92	128.46
31	Y	614	CLA	CMB-C2B-C1B	-2.96	123.92	128.46
31	r	613	CLA	CMB-C2B-C1B	-2.96	123.92	128.46
31	s	615	CLA	CMB-C2B-C1B	-2.96	123.92	128.46
31	14	603	CLA	CMB-C2B-C1B	-2.96	123.92	128.46
31	C	504	CLA	CMB-C2B-C1B	-2.96	123.92	128.46
31	r	608	CLA	CHD-C1D-ND	-2.96	121.74	124.45
30	6	601	CHL	CHD-C1D-ND	-2.96	121.74	124.45
31	5	602	CLA	CHD-C1D-ND	-2.96	121.74	124.45
31	5	612	CLA	CMB-C2B-C1B	-2.96	123.92	128.46
30	y	609	CHL	O2A-CGA-CBA	2.96	121.18	111.91
31	g	610	CLA	CMB-C2B-C1B	-2.96	123.92	128.46
30	y	606	CHL	C1-C2-C3	2.96	131.16	126.04
30	12	601	CHL	CAA-C2A-C3A	-2.95	104.69	112.78
30	g	608	CHL	C1-C2-C3	2.95	131.15	126.04
30	y	607	CHL	CMB-C2B-C1B	-2.95	123.92	128.46
31	14	614	CLA	CMB-C2B-C1B	-2.95	123.92	128.46
31	A	404	CLA	CHD-C1D-ND	-2.95	121.74	124.45
31	b	609	CLA	CHD-C1D-ND	-2.95	121.74	124.45
31	g	602	CLA	CMB-C2B-C1B	-2.95	123.92	128.46
31	r	611	CLA	O2A-CGA-CBA	2.95	121.18	111.91
31	y	614	CLA	O2A-CGA-CBA	2.95	121.18	111.91
31	6	603	CLA	CMB-C2B-C1B	-2.95	123.93	128.46
31	16	614	CLA	CMB-C2B-C1B	-2.95	123.93	128.46
31	B	609	CLA	CHD-C1D-ND	-2.95	121.74	124.45

Continued on next page...

Continued from previous page...

Mol	Chain	Res	Type	Atoms	Z	Observed(^{o})	Ideal(^{o})
30	n	601	CHL	CAA-C2A-C3A	-2.95	104.70	112.78
31	s	615	CLA	O2A-CGA-CBA	2.95	121.17	111.91
31	B	602	CLA	C1-C2-C3	2.95	131.15	126.04
31	c	502	CLA	O2A-CGA-CBA	2.95	121.17	111.91
31	4	613	CLA	CMB-C2B-C1B	-2.95	123.93	128.46
31	13	612	CLA	CMB-C2B-C1B	-2.95	123.93	128.46
30	Y	609	CHL	O2A-CGA-CBA	2.95	121.17	111.91
31	11	614	CLA	CMB-C2B-C1B	-2.95	123.93	128.46
31	6	604	CLA	O2A-CGA-CBA	2.95	121.16	111.91
31	14	604	CLA	CHD-C1D-ND	-2.95	121.74	124.45
31	R	608	CLA	CHD-C1D-ND	-2.95	121.74	124.45
31	3	612	CLA	O2A-CGA-CBA	2.95	121.16	111.91
31	y	611	CLA	O2A-CGA-CBA	2.95	121.16	111.91
31	S	609	CLA	CHD-C1D-ND	-2.95	121.75	124.45
30	Y	608	CHL	CMB-C2B-C1B	-2.95	123.93	128.46
31	b	607	CLA	CMB-C2B-C1B	-2.95	123.94	128.46
32	g	615	LHG	O7-C7-C8	2.95	117.85	111.50
31	3	604	CLA	O2A-CGA-CBA	2.95	121.15	111.91
31	a	404	CLA	CMB-C2B-C1B	-2.95	123.94	128.46
30	4	601	CHL	CAA-C2A-C3A	-2.95	104.71	112.78
31	r	609	CLA	CMB-C2B-C1B	-2.95	123.94	128.46
31	11	603	CLA	CMB-C2B-C1B	-2.94	123.94	128.46
31	y	614	CLA	CMB-C2B-C1B	-2.94	123.94	128.46
30	r	605	CHL	CHD-C1D-ND	-2.94	121.75	124.45
31	1	613	CLA	CMB-C2B-C1B	-2.94	123.94	128.46
31	12	611	CLA	CMB-C2B-C1B	-2.94	123.94	128.46
31	b	608	CLA	O2A-CGA-CBA	2.94	121.15	111.91
31	11	614	CLA	CHD-C1D-ND	-2.94	121.75	124.45
30	n	601	CHL	C1-C2-C3	2.94	131.13	126.04
31	6	611	CLA	O2A-CGA-CBA	2.94	121.14	111.91
31	b	616	CLA	CHD-C1D-ND	-2.94	121.75	124.45
30	G	605	CHL	O2A-CGA-CBA	2.94	121.14	111.91
31	2	604	CLA	O2A-CGA-CBA	2.94	121.14	111.91
31	12	603	CLA	O2A-CGA-CBA	2.94	121.14	111.91
31	s	613	CLA	CMB-C2B-C1B	-2.94	123.94	128.46
30	14	606	CHL	CAA-C2A-C3A	-2.94	104.72	112.78
31	S	615	CLA	CMB-C2B-C1B	-2.94	123.94	128.46
30	12	608	CHL	O2A-CGA-CBA	2.94	121.14	111.91
30	1	607	CHL	C1-C2-C3	2.94	131.51	126.75
31	13	614	CLA	CMB-C2B-C1B	-2.94	123.94	128.46
31	G	610	CLA	CMB-C2B-C1B	-2.94	123.95	128.46
31	S	611	CLA	O2A-CGA-CBA	2.94	121.13	111.91

Continued on next page...

Continued from previous page...

Mol	Chain	Res	Type	Atoms	Z	Observed(^{o})	Ideal(^{o})
31	r	602	CLA	O2A-CGA-CBA	2.94	121.13	111.91
30	16	605	CHL	C1-C2-C3	2.94	131.12	126.04
31	3	602	CLA	O2A-CGA-CBA	2.94	121.13	111.91
30	4	605	CHL	CAA-C2A-C3A	-2.94	104.73	112.78
31	3	613	CLA	CMB-C2B-C1B	-2.94	123.95	128.46
31	13	611	CLA	CMB-C2B-C1B	-2.94	123.95	128.46
31	C	506	CLA	CMB-C2B-C1B	-2.94	123.95	128.46
30	15	601	CHL	CAA-C2A-C3A	-2.94	104.74	112.78
31	y	612	CLA	CMB-C2B-C1B	-2.94	123.95	128.46
31	12	602	CLA	CHD-C1D-ND	-2.94	121.76	124.45
31	c	507	CLA	CHD-C1D-ND	-2.94	121.76	124.45
30	6	606	CHL	CMB-C2B-C1B	-2.93	123.95	128.46
31	15	612	CLA	O2A-CGA-CBA	2.93	121.12	111.91
31	D	404	CLA	CHD-C1D-ND	-2.93	121.76	124.45
31	R	613	CLA	CHD-C1D-ND	-2.93	121.76	124.45
31	12	609	CLA	C1-C2-C3	2.93	131.12	126.04
31	r	603	CLA	CHD-C1D-ND	-2.93	121.76	124.45
31	b	602	CLA	O2A-CGA-CBA	2.93	121.11	111.91
31	11	612	CLA	CHD-C1D-ND	-2.93	121.76	124.45
31	a	404	CLA	CHD-C1D-ND	-2.93	121.76	124.45
31	S	604	CLA	O2A-CGA-CBA	2.93	121.11	111.91
31	1	611	CLA	O2A-CGA-CBA	2.93	121.10	111.91
31	B	615	CLA	CMB-C2B-C1B	-2.93	123.96	128.46
30	16	607	CHL	O2A-CGA-CBA	2.93	121.10	111.91
31	C	506	CLA	C1-C2-C3	2.93	131.11	126.04
31	Y	613	CLA	CMB-C2B-C1B	-2.93	123.96	128.46
31	b	615	CLA	O2A-CGA-CBA	2.93	121.09	111.91
30	2	606	CHL	CHD-C1D-ND	-2.93	121.76	124.45
31	B	616	CLA	CHD-C1D-ND	-2.93	121.77	124.45
30	14	607	CHL	O2A-CGA-CBA	2.93	121.09	111.91
31	B	608	CLA	O2A-CGA-CBA	2.93	121.09	111.91
30	13	601	CHL	C1-C2-C3	2.93	131.10	126.04
30	13	605	CHL	O2A-CGA-CBA	2.93	121.09	111.91
31	16	612	CLA	CMB-C2B-C1B	-2.93	123.97	128.46
30	g	609	CHL	O2A-CGA-CBA	2.92	121.08	111.91
30	4	601	CHL	CHD-C1D-ND	-2.92	121.77	124.45
30	Y	607	CHL	CMB-C2B-C1B	-2.92	123.97	128.46
31	1	614	CLA	CMB-C2B-C1B	-2.92	123.97	128.46
31	g	611	CLA	O2A-CGA-CBA	2.92	121.08	111.91
31	n	615	CLA	O2A-CGA-CBA	2.92	121.08	111.91
31	S	613	CLA	CMB-C2B-C1B	-2.92	123.97	128.46
31	b	611	CLA	CMB-C2B-C1B	-2.92	123.97	128.46

Continued on next page...

Continued from previous page...

Mol	Chain	Res	Type	Atoms	Z	Observed(^{o})	Ideal(^{o})
31	14	611	CLA	CMB-C2B-C1B	-2.92	123.97	128.46
31	N	613	CLA	O2A-CGA-CBA	2.92	121.08	111.91
31	g	604	CLA	CHD-C1D-ND	-2.92	121.77	124.45
30	y	601	CHL	CHD-C1D-ND	-2.92	121.77	124.45
31	R	609	CLA	CHD-C1D-ND	-2.92	121.77	124.45
30	N	608	CHL	CMB-C2B-C1B	-2.92	123.98	128.46
31	16	615	CLA	CHD-C1D-ND	-2.92	121.77	124.45
31	1	612	CLA	CMB-C2B-C1B	-2.92	123.98	128.46
31	R	609	CLA	CMB-C2B-C1B	-2.92	123.98	128.46
30	3	606	CHL	CMB-C2B-C1B	-2.92	123.98	128.46
31	b	615	CLA	CMB-C2B-C1B	-2.92	123.98	128.46
31	1	612	CLA	CHD-C1D-ND	-2.92	121.77	124.45
31	12	610	CLA	CMB-C2B-C1B	-2.92	123.98	128.46
30	G	608	CHL	C1-C2-C3	2.92	131.09	126.04
31	4	602	CLA	CMB-C2B-C1B	-2.92	123.98	128.46
31	6	615	CLA	O2A-CGA-CBA	2.91	121.05	111.91
31	15	612	CLA	CHD-C1D-ND	-2.91	121.78	124.45
30	G	601	CHL	CAA-C2A-C3A	-2.91	104.80	112.78
31	r	603	CLA	C1-C2-C3	2.91	131.08	126.04
31	y	604	CLA	CHD-C1D-ND	-2.91	121.78	124.45
31	c	506	CLA	CMB-C2B-C1B	-2.91	123.99	128.46
31	1	603	CLA	O2A-CGA-CBA	2.91	121.05	111.91
31	r	604	CLA	CHD-C1D-ND	-2.91	121.78	124.45
30	5	606	CHL	CHD-C1D-ND	-2.91	121.78	124.45
31	y	613	CLA	CMB-C2B-C1B	-2.91	123.99	128.46
31	d	405	CLA	CHD-C1D-ND	-2.91	121.78	124.45
31	r	614	CLA	CHD-C1D-ND	-2.91	121.78	124.45
30	2	605	CHL	CAA-C2A-C3A	-2.91	104.81	112.78
30	n	606	CHL	CHD-C1D-ND	-2.91	121.78	124.45
31	R	603	CLA	C1-C2-C3	2.91	131.07	126.04
31	B	602	CLA	O2A-CGA-CBA	2.90	121.02	111.91
31	B	603	CLA	CHD-C1D-ND	-2.90	121.79	124.45
31	4	612	CLA	CMB-C2B-C1B	-2.90	124.00	128.46
31	S	609	CLA	O2A-CGA-CBA	2.90	121.02	111.91
31	r	609	CLA	CHD-C1D-ND	-2.90	121.79	124.45
30	16	606	CHL	C1-C2-C3	2.90	131.06	126.04
30	S	608	CHL	O2A-CGA-CBA	2.90	121.01	111.91
31	R	602	CLA	O2A-CGA-CBA	2.90	121.01	111.91
31	3	612	CLA	CMB-C2B-C1B	-2.90	124.01	128.46
31	b	602	CLA	C1-C2-C3	2.90	131.06	126.04
31	2	613	CLA	CHD-C1D-ND	-2.90	121.79	124.45
30	16	608	CHL	CAA-C2A-C3A	-2.90	104.84	112.78

Continued on next page...

Continued from previous page...

Mol	Chain	Res	Type	Atoms	Z	Observed(^{o})	Ideal(^{o})
30	13	608	CHL	CAA-C2A-C3A	-2.90	104.85	112.78
31	15	610	CLA	CMB-C2B-C1B	-2.90	124.01	128.46
31	4	603	CLA	CHD-C1D-ND	-2.90	121.79	124.45
30	2	608	CHL	O2A-CGA-CBA	2.90	120.99	111.91
31	S	605	CLA	O2A-CGA-CBA	2.90	120.99	111.91
31	D	405	CLA	CHD-C1D-ND	-2.89	121.79	124.45
31	R	614	CLA	CHD-C1D-ND	-2.89	121.79	124.45
31	N	613	CLA	CMB-C2B-C1B	-2.89	124.02	128.46
30	N	607	CHL	O2A-CGA-CBA	2.89	120.99	111.91
31	N	612	CLA	CMB-C2B-C1B	-2.89	124.02	128.46
31	B	607	CLA	CHD-C1D-ND	-2.89	121.80	124.45
31	S	613	CLA	CHD-C1D-ND	-2.89	121.80	124.45
30	14	608	CHL	CHD-C1D-ND	-2.89	121.80	124.45
31	13	603	CLA	O2A-CGA-CBA	2.89	120.98	111.91
30	3	601	CHL	CAA-C2A-C3A	-2.89	104.87	112.78
31	N	602	CLA	C1-C2-C3	2.89	131.04	126.04
30	11	607	CHL	CHD-C1D-ND	-2.89	121.80	124.45
31	15	612	CLA	CMB-C2B-C1B	-2.89	124.02	128.46
31	g	602	CLA	CHD-C1D-ND	-2.89	121.80	124.45
30	y	606	CHL	O2A-CGA-CBA	2.89	120.97	111.91
31	15	609	CLA	CMB-C2B-C1B	-2.89	124.03	128.46
31	b	612	CLA	CMB-C2B-C1B	-2.89	124.03	128.46
30	11	605	CHL	CHD-C1D-ND	-2.89	121.80	124.45
31	s	613	CLA	CHD-C1D-ND	-2.89	121.80	124.45
31	11	611	CLA	CMB-C2B-C1B	-2.89	124.03	128.46
30	N	606	CHL	O2A-CGA-CBA	2.89	120.96	111.91
31	s	605	CLA	O2A-CGA-CBA	2.89	120.96	111.91
31	B	611	CLA	CMB-C2B-C1B	-2.89	124.03	128.46
30	16	605	CHL	CHD-C1D-ND	-2.88	121.80	124.45
30	Y	601	CHL	CHD-C1D-ND	-2.88	121.80	124.45
31	1	603	CLA	CMB-C2B-C1B	-2.88	124.03	128.46
31	6	612	CLA	CMB-C2B-C1B	-2.88	124.03	128.46
30	G	609	CHL	C1-C2-C3	2.88	131.03	126.04
30	6	608	CHL	O2A-CGA-CBA	2.88	120.96	111.91
31	4	614	CLA	CMB-C2B-C1B	-2.88	124.03	128.46
30	N	609	CHL	O2A-CGA-CBA	2.88	120.95	111.91
31	b	609	CLA	C1-C2-C3	2.88	131.02	126.04
31	3	604	CLA	CHD-C1D-ND	-2.88	121.81	124.45
31	5	613	CLA	CHD-C1D-ND	-2.88	121.81	124.45
31	y	602	CLA	CHD-C1D-ND	-2.88	121.81	124.45
31	6	602	CLA	O2A-CGA-CBA	2.88	120.94	111.91
31	c	509	CLA	O2A-CGA-CBA	2.88	120.94	111.91

Continued on next page...

Continued from previous page...

Mol	Chain	Res	Type	Atoms	Z	Observed(^{o})	Ideal(^{o})
30	g	605	CHL	O2A-CGA-CBA	2.88	120.94	111.91
31	R	601	CLA	O2A-CGA-CBA	2.88	120.94	111.91
31	B	612	CLA	CMB-C2B-C1B	-2.88	124.04	128.46
31	s	602	CLA	CMB-C2B-C1B	-2.88	124.05	128.46
30	3	605	CHL	C1-C2-C3	2.87	131.01	126.04
30	16	608	CHL	CHD-C1D-ND	-2.87	121.81	124.45
31	5	604	CLA	CHD-C1D-ND	-2.87	121.81	124.45
31	6	603	CLA	CHD-C1D-ND	-2.87	121.81	124.45
31	14	611	CLA	CHD-C1D-ND	-2.87	121.81	124.45
30	1	605	CHL	CAA-C2A-C3A	-2.87	104.91	112.78
30	R	606	CHL	C1-C2-C3	2.87	131.01	126.04
31	16	602	CLA	CHD-C1D-ND	-2.87	121.82	124.45
31	N	603	CLA	CHD-C1D-ND	-2.87	121.82	124.45
31	C	507	CLA	CHD-C1D-ND	-2.87	121.82	124.45
30	y	606	CHL	CMB-C2B-C1B	-2.87	124.06	128.46
30	Y	606	CHL	O2A-CGA-CBA	2.87	120.90	111.91
31	s	610	CLA	C1-C2-C3	2.87	131.00	126.04
30	n	609	CHL	CHD-C1D-ND	-2.87	121.82	124.45
30	3	607	CHL	C1-C2-C3	2.87	131.00	126.04
31	c	505	CLA	CHD-C1D-ND	-2.87	121.82	124.45
30	3	609	CHL	O2A-CGA-CBA	2.86	120.89	111.91
30	Y	609	CHL	CHD-C1D-ND	-2.86	121.82	124.45
31	11	611	CLA	CHD-C1D-ND	-2.86	121.82	124.45
31	A	403	CLA	O1D-CGD-CBD	-2.86	118.63	124.48
31	R	602	CLA	C1-C2-C3	2.86	130.99	126.04
31	11	602	CLA	O2A-CGA-CBA	2.86	120.88	111.91
30	r	605	CHL	O2A-CGA-CBA	2.86	120.88	111.91
31	b	603	CLA	CHD-C1D-ND	-2.86	121.83	124.45
31	11	602	CLA	CHD-C1D-ND	-2.86	121.83	124.45
30	6	607	CHL	C1-C2-C3	2.86	130.99	126.04
30	13	608	CHL	O2A-CGA-CBA	2.86	120.87	111.91
30	3	601	CHL	C1-C2-C3	2.86	130.98	126.04
30	5	601	CHL	CHD-C1D-ND	-2.86	121.83	124.45
30	3	609	CHL	CHD-C1D-ND	-2.86	121.83	124.45
30	g	607	CHL	CHD-C1D-ND	-2.86	121.83	124.45
31	b	609	CLA	CMB-C2B-C1B	-2.85	124.08	128.46
31	n	603	CLA	CMB-C2B-C1B	-2.85	124.08	128.46
31	14	613	CLA	CHD-C1D-ND	-2.85	121.83	124.45
31	y	612	CLA	O2A-CGA-CBA	2.85	120.86	111.91
31	c	513	CLA	O2A-CGA-CBA	2.85	120.86	111.91
30	n	607	CHL	O2A-CGA-CBA	2.85	120.86	111.91
30	1	607	CHL	O2A-CGA-CBA	2.85	120.86	111.91

Continued on next page...

Continued from previous page...

Mol	Chain	Res	Type	Atoms	Z	Observed(^{o})	Ideal(^{o})
31	R	613	CLA	C1-C2-C3	2.85	130.97	126.04
30	N	606	CHL	CHD-C1D-ND	-2.85	121.83	124.45
30	N	609	CHL	CHD-C1D-ND	-2.85	121.83	124.45
31	14	603	CLA	CHD-C1D-ND	-2.85	121.83	124.45
31	15	603	CLA	CHD-C1D-ND	-2.85	121.83	124.45
31	14	604	CLA	O2A-CGA-CBA	2.85	120.85	111.91
31	C	509	CLA	O2A-CGA-CBA	2.85	120.85	111.91
30	13	607	CHL	O2A-CGA-CBA	2.85	120.85	111.91
30	n	609	CHL	O2A-CGA-CBA	2.85	120.85	111.91
30	Y	606	CHL	CMB-C2B-C1B	-2.85	124.08	128.46
31	b	606	CLA	O2A-CGA-CBA	2.85	120.85	111.91
31	R	604	CLA	CHD-C1D-ND	-2.85	121.84	124.45
31	Y	602	CLA	CHD-C1D-ND	-2.85	121.84	124.45
30	15	601	CHL	O2A-CGA-CBA	2.85	120.85	111.91
31	R	608	CLA	CMB-C2B-C3B	2.85	130.00	124.68
30	4	607	CHL	CHD-C1D-ND	-2.85	121.84	124.45
31	G	612	CLA	CMB-C2B-C1B	-2.85	124.09	128.46
31	G	602	CLA	CHD-C1D-ND	-2.85	121.84	124.45
31	B	615	CLA	CHD-C1D-ND	-2.84	121.84	124.45
31	n	612	CLA	CMB-C2B-C1B	-2.84	124.09	128.46
30	5	605	CHL	CAA-C2A-C3A	-2.84	104.99	112.78
30	14	601	CHL	CHD-C1D-ND	-2.84	121.84	124.45
31	Y	604	CLA	CHD-C1D-ND	-2.84	121.84	124.45
30	s	606	CHL	O2A-CGA-CBA	2.84	120.83	111.91
30	16	608	CHL	O2A-CGA-CBA	2.84	120.83	111.91
31	12	604	CLA	CHD-C1D-ND	-2.84	121.84	124.45
30	13	606	CHL	CMB-C2B-C1B	-2.84	124.10	128.46
31	15	603	CLA	C1-C2-C3	2.84	130.96	126.04
30	2	607	CHL	CHD-C1D-ND	-2.84	121.84	124.45
31	B	614	CLA	CHD-C1D-ND	-2.84	121.84	124.45
31	Y	612	CLA	O2A-CGA-CBA	2.84	120.82	111.91
31	4	603	CLA	CMB-C2B-C1B	-2.84	124.10	128.46
31	G	610	CLA	C1-C2-C3	2.84	130.95	126.04
30	4	606	CHL	CAA-C2A-C3A	-2.84	105.01	112.78
30	13	609	CHL	CMB-C2B-C1B	-2.84	124.10	128.46
30	12	601	CHL	O2A-CGA-CBA	2.84	120.81	111.91
31	16	611	CLA	CMB-C2B-C1B	-2.84	124.11	128.46
31	6	614	CLA	O2A-CGA-CBA	2.84	120.81	111.91
30	16	605	CHL	O2A-CGA-CBA	2.84	120.81	111.91
30	g	601	CHL	C1-C2-C3	2.83	130.95	126.04
30	R	605	CHL	CHD-C1D-ND	-2.83	121.85	124.45
31	4	614	CLA	CHD-C1D-ND	-2.83	121.85	124.45

Continued on next page...

Continued from previous page...

Mol	Chain	Res	Type	Atoms	Z	Observed(^{o})	Ideal(^{o})
31	c	514	CLA	O1D-CGD-CBD	-2.83	118.69	124.48
30	5	609	CHL	CHD-C1D-ND	-2.83	121.85	124.45
31	6	604	CLA	CHD-C1D-ND	-2.83	121.85	124.45
31	14	602	CLA	O2A-CGA-CBA	2.83	120.80	111.91
31	4	602	CLA	CHD-C1D-ND	-2.83	121.85	124.45
31	s	605	CLA	CHD-C1D-ND	-2.83	121.85	124.45
31	s	611	CLA	CHD-C1D-ND	-2.83	121.85	124.45
30	16	609	CHL	O2A-CGA-CBA	2.83	120.79	111.91
31	Y	611	CLA	CMB-C2B-C1B	-2.83	124.11	128.46
31	s	604	CLA	CHD-C1D-ND	-2.83	121.85	124.45
31	11	603	CLA	O2A-CGA-CBA	2.83	120.79	111.91
30	13	605	CHL	CHD-C1D-ND	-2.83	121.85	124.45
31	14	612	CLA	CHD-C1D-ND	-2.83	121.85	124.45
31	N	614	CLA	CHD-C1D-ND	-2.83	121.85	124.45
30	y	601	CHL	O2A-CGA-CBA	2.83	120.79	111.91
31	C	513	CLA	O2A-CGA-CBA	2.83	120.79	111.91
31	c	509	CLA	O2D-CGD-O1D	-2.83	118.31	123.84
31	B	609	CLA	CMB-C2B-C1B	-2.83	124.12	128.46
31	12	609	CLA	CHD-C1D-ND	-2.83	121.86	124.45
30	S	606	CHL	O2A-CGA-CBA	2.83	120.78	111.91
30	14	601	CHL	C1-C2-C3	2.83	130.93	126.04
31	6	604	CLA	C1-C2-C3	2.83	130.93	126.04
31	c	504	CLA	C1-C2-C3	2.83	130.93	126.04
30	16	606	CHL	CMB-C2B-C1B	-2.82	124.12	128.46
31	2	602	CLA	CHD-C1D-ND	-2.82	121.86	124.45
31	b	607	CLA	CHD-C1D-ND	-2.82	121.86	124.45
30	3	608	CHL	O2A-CGA-CBA	2.82	120.77	111.91
30	G	601	CHL	O2A-CGA-CBA	2.82	120.77	111.91
30	r	607	CHL	CAA-C2A-C3A	-2.82	105.05	112.78
30	2	607	CHL	O2A-CGA-CBA	2.82	120.77	111.91
31	y	611	CLA	CMB-C2B-C1B	-2.82	124.13	128.46
31	15	602	CLA	CHD-C1D-ND	-2.82	121.86	124.45
31	C	505	CLA	CHD-C1D-ND	-2.82	121.86	124.45
31	S	604	CLA	CHD-C1D-ND	-2.82	121.86	124.45
31	g	612	CLA	CMB-C2B-C1B	-2.82	124.13	128.46
30	1	601	CHL	CHD-C1D-ND	-2.82	121.86	124.45
30	16	601	CHL	CHD-C1D-ND	-2.82	121.86	124.45
30	y	608	CHL	CMB-C2B-C1B	-2.82	124.13	128.46
31	c	514	CLA	O2D-CGD-O1D	-2.82	118.33	123.84
30	12	601	CHL	CHD-C1D-ND	-2.82	121.86	124.45
31	C	504	CLA	C1-C2-C3	2.82	130.92	126.04
31	c	503	CLA	CMB-C2B-C1B	-2.82	124.13	128.46

Continued on next page...

Continued from previous page...

Mol	Chain	Res	Type	Atoms	Z	Observed(^{o})	Ideal(^{o})
31	b	614	CLA	CHD-C1D-ND	-2.82	121.86	124.45
31	4	603	CLA	O2A-CGA-CBA	2.82	120.75	111.91
30	S	606	CHL	CHD-C1D-ND	-2.82	121.87	124.45
30	S	608	CHL	CHD-C1D-ND	-2.82	121.87	124.45
31	c	509	CLA	O1D-CGD-CBD	-2.82	118.72	124.48
30	S	607	CHL	CHD-C1D-ND	-2.82	121.87	124.45
30	n	601	CHL	O2A-CGA-CBA	2.81	120.74	111.91
31	A	404	CLA	C1-C2-C3	2.81	130.91	126.04
31	15	609	CLA	O2A-CGA-CBA	2.81	120.73	111.91
31	C	509	CLA	O2D-CGD-O1D	-2.81	118.34	123.84
30	n	606	CHL	O2A-CGA-CBA	2.81	120.73	111.91
30	3	606	CHL	CHD-C1D-ND	-2.81	121.87	124.45
31	1	614	CLA	CHD-C1D-ND	-2.81	121.87	124.45
31	14	602	CLA	CHD-C1D-ND	-2.81	121.87	124.45
31	N	604	CLA	CHD-C1D-ND	-2.81	121.87	124.45
30	s	608	CHL	CHD-C1D-ND	-2.81	121.87	124.45
31	S	611	CLA	O2D-CGD-O1D	-2.81	118.35	123.84
30	12	606	CHL	O2A-CGA-CBA	2.81	120.72	111.91
31	C	503	CLA	CMB-C2B-C1B	-2.81	124.15	128.46
31	13	602	CLA	CHD-C1D-ND	-2.81	121.87	124.45
31	n	604	CLA	CHD-C1D-ND	-2.81	121.87	124.45
30	6	601	CHL	O2A-CGA-CBA	2.81	120.72	111.91
30	3	605	CHL	CHD-C1D-ND	-2.81	121.88	124.45
31	R	612	CLA	CMB-C2B-C1B	-2.81	124.15	128.46
30	s	608	CHL	O2A-CGA-O1A	-2.81	116.51	123.59
30	11	605	CHL	O2A-CGA-CBA	2.80	120.71	111.91
31	a	404	CLA	C1-C2-C3	2.80	130.89	126.04
30	R	607	CHL	CAA-C2A-C3A	-2.80	105.10	112.78
31	C	510	CLA	CHD-C1D-ND	-2.80	121.88	124.45
30	1	609	CHL	O2A-CGA-CBA	2.80	120.71	111.91
31	Y	610	CLA	C1-C2-C3	2.80	130.89	126.04
31	3	604	CLA	C1-C2-C3	2.80	130.89	126.04
30	13	601	CHL	CHD-C1D-ND	-2.80	121.88	124.45
30	R	607	CHL	O2A-CGA-CBA	2.80	120.69	111.91
30	11	601	CHL	CHD-C1D-ND	-2.80	121.88	124.45
31	c	514	CLA	CMB-C2B-C1B	-2.80	124.16	128.46
31	C	509	CLA	O1D-CGD-CBD	-2.80	118.76	124.48
31	r	602	CLA	CHD-C1D-ND	-2.80	121.88	124.45
31	1	613	CLA	O2A-CGA-CBA	2.80	120.69	111.91
30	16	607	CHL	CMB-C2B-C1B	-2.80	124.16	128.46
30	11	605	CHL	C2A-C1A-CHA	2.80	128.75	123.86
31	16	614	CLA	CHD-C1D-ND	-2.80	121.88	124.45

Continued on next page...

Continued from previous page...

Mol	Chain	Res	Type	Atoms	Z	Observed(^{o})	Ideal(^{o})
30	S	601	CHL	CMB-C2B-C1B	-2.80	124.17	128.46
31	C	514	CLA	CMB-C2B-C1B	-2.79	124.17	128.46
30	11	606	CHL	CHD-C1D-ND	-2.79	121.89	124.45
31	11	603	CLA	CHD-C1D-ND	-2.79	121.89	124.45
30	6	608	CHL	CAA-C2A-C3A	-2.79	105.13	112.78
31	b	615	CLA	CHD-C1D-ND	-2.79	121.89	124.45
30	Y	601	CHL	O2A-CGA-CBA	2.79	120.67	111.91
30	5	607	CHL	O2A-CGA-CBA	2.79	120.67	111.91
31	S	611	CLA	C1-C2-C3	2.79	130.87	126.04
30	13	608	CHL	CHD-C1D-ND	-2.79	121.89	124.45
30	3	601	CHL	O2A-CGA-CBA	2.79	120.66	111.91
30	g	601	CHL	CHD-C1D-ND	-2.79	121.89	124.45
30	N	605	CHL	O2A-CGA-CBA	2.79	120.66	111.91
30	1	601	CHL	C1-C2-C3	2.79	130.87	126.04
31	13	602	CLA	O2A-CGA-CBA	2.79	120.66	111.91
30	y	607	CHL	CHD-C1D-ND	-2.79	121.89	124.45
30	y	605	CHL	O2D-CGD-O1D	-2.79	118.39	123.84
31	n	602	CLA	CHD-C1D-ND	-2.79	121.89	124.45
30	5	607	CHL	CHD-C1D-ND	-2.78	121.89	124.45
30	4	609	CHL	CAA-C2A-C3A	-2.78	105.16	112.78
30	Y	605	CHL	O2A-CGA-CBA	2.78	120.64	111.91
31	1	611	CLA	CHD-C1D-ND	-2.78	121.90	124.45
31	3	614	CLA	CHD-C1D-ND	-2.78	121.90	124.45
30	n	608	CHL	CHD-C1D-ND	-2.78	121.90	124.45
31	B	611	CLA	CHD-C1D-ND	-2.78	121.90	124.45
31	4	610	CLA	CMB-C2B-C1B	-2.78	124.19	128.46
31	12	612	CLA	CMB-C2B-C1B	-2.78	124.19	128.46
31	s	615	CLA	CHD-C1D-ND	-2.78	121.90	124.45
31	15	609	CLA	O1D-CGD-CBD	-2.78	118.80	124.48
31	y	610	CLA	C1-C2-C3	2.78	130.85	126.04
30	s	601	CHL	CMB-C2B-C1B	-2.78	124.19	128.46
31	15	604	CLA	CHD-C1D-ND	-2.78	121.90	124.45
31	c	513	CLA	CHD-C1D-ND	-2.78	121.90	124.45
31	d	405	CLA	C1-C2-C3	2.78	130.85	126.04
30	6	606	CHL	CHD-C1D-ND	-2.78	121.90	124.45
30	15	606	CHL	O2A-CGA-CBA	2.78	120.62	111.91
31	B	611	CLA	O2A-CGA-CBA	2.78	120.62	111.91
30	G	607	CHL	CHD-C1D-ND	-2.78	121.90	124.45
31	R	602	CLA	CHD-C1D-ND	-2.77	121.90	124.45
31	b	605	CLA	CMB-C2B-C1B	-2.77	124.20	128.46
30	6	609	CHL	CHD-C1D-ND	-2.77	121.91	124.45
30	12	608	CHL	CHD-C1D-ND	-2.77	121.91	124.45

Continued on next page...

Continued from previous page...

Mol	Chain	Res	Type	Atoms	Z	Observed(°)	Ideal(°)
31	B	609	CLA	C1-C2-C3	2.77	130.84	126.04
31	1	603	CLA	CHD-C1D-ND	-2.77	121.91	124.45
30	5	601	CHL	C1-C2-C3	2.77	131.24	126.75
30	5	609	CHL	O2A-CGA-CBA	2.77	120.60	111.91
30	1	606	CHL	CHD-C1D-ND	-2.77	121.91	124.45
31	R	603	CLA	CHD-C1D-ND	-2.77	121.91	124.45
31	B	616	CLA	O2A-CGA-CBA	2.77	120.60	111.91
30	n	606	CHL	C1-C2-C3	2.77	130.83	126.04
30	15	601	CHL	CHD-C1D-ND	-2.77	121.91	124.45
31	b	611	CLA	O2A-CGA-CBA	2.77	120.60	111.91
31	R	601	CLA	CHD-C1D-ND	-2.77	121.91	124.45
31	r	613	CLA	C1-C2-C3	2.77	130.83	126.04
30	15	608	CHL	CHD-C1D-ND	-2.77	121.91	124.45
31	S	615	CLA	CHD-C1D-ND	-2.77	121.91	124.45
31	5	602	CLA	O2A-CGA-CBA	2.77	120.59	111.91
31	c	511	CLA	O2A-CGA-CBA	2.77	120.59	111.91
30	5	609	CHL	C1-C2-C3	2.76	130.82	126.04
31	D	405	CLA	C1-C2-C3	2.76	130.82	126.04
30	1	609	CHL	CAA-C2A-C3A	-2.76	105.21	112.78
30	1	605	CHL	CHD-C1D-ND	-2.76	121.92	124.45
30	15	606	CHL	CHD-C1D-ND	-2.76	121.92	124.45
30	G	609	CHL	CHD-C1D-ND	-2.76	121.92	124.45
30	s	607	CHL	CHD-C1D-ND	-2.76	121.92	124.45
30	g	606	CHL	CAA-C2A-C3A	-2.76	105.21	112.78
31	n	614	CLA	CHD-C1D-ND	-2.76	121.92	124.45
30	4	607	CHL	O2A-CGA-CBA	2.76	120.57	111.91
31	c	502	CLA	CHD-C1D-ND	-2.76	121.92	124.45
30	6	605	CHL	CHD-C1D-ND	-2.76	121.92	124.45
30	g	609	CHL	CHD-C1D-ND	-2.76	121.92	124.45
31	3	611	CLA	C1-C2-C3	2.76	130.81	126.04
30	g	608	CHL	CMB-C2B-C1B	-2.76	124.23	128.46
30	y	607	CHL	O2A-CGA-CBA	2.76	120.56	111.91
31	n	610	CLA	CMB-C2B-C3B	2.75	129.83	124.68
31	C	502	CLA	CHD-C1D-ND	-2.75	121.92	124.45
30	G	608	CHL	CMB-C2B-C1B	-2.75	124.23	128.46
30	Y	607	CHL	O2A-CGA-CBA	2.75	120.55	111.91
30	s	608	CHL	O2A-CGA-CBA	2.75	120.55	111.91
30	12	606	CHL	CHD-C1D-ND	-2.75	121.92	124.45
30	16	609	CHL	CHD-C1D-ND	-2.75	121.92	124.45
31	B	605	CLA	CMB-C2B-C1B	-2.75	124.23	128.46
31	1	602	CLA	CHD-C1D-ND	-2.75	121.93	124.45
31	g	603	CLA	CHD-C1D-ND	-2.75	121.93	124.45

Continued on next page...

Continued from previous page...

Mol	Chain	Res	Type	Atoms	Z	Observed(^{o})	Ideal(^{o})
31	g	611	CLA	CHD-C1D-ND	-2.75	121.93	124.45
31	N	611	CLA	C1-C2-C3	2.75	130.80	126.04
31	N	602	CLA	CHD-C1D-ND	-2.75	121.93	124.45
31	b	611	CLA	CHD-C1D-ND	-2.75	121.93	124.45
31	r	601	CLA	CHD-C1D-ND	-2.75	121.93	124.45
30	16	601	CHL	C1-C2-C3	2.75	130.80	126.04
30	16	609	CHL	CAA-C2A-C3A	-2.75	105.25	112.78
30	g	606	CHL	CHD-C1D-ND	-2.75	121.93	124.45
31	3	613	CLA	C1-C2-C3	2.75	130.79	126.04
31	6	611	CLA	CHD-C1D-ND	-2.75	121.93	124.45
31	C	514	CLA	CHD-C1D-ND	-2.75	121.93	124.45
30	14	605	CHL	O2A-CGA-CBA	2.75	120.52	111.91
30	G	608	CHL	O2A-CGA-CBA	2.74	120.52	111.91
31	s	602	CLA	CHD-C1D-ND	-2.74	121.93	124.45
30	n	606	CHL	CMB-C2B-C1B	-2.74	124.25	128.46
31	A	402	CLA	C1-C2-C3	2.74	130.79	126.04
30	R	606	CHL	CMB-C2B-C1B	-2.74	124.25	128.46
31	n	603	CLA	CHD-C1D-ND	-2.74	121.93	124.45
31	r	611	CLA	CHD-C1D-ND	-2.74	121.93	124.45
31	C	511	CLA	O2A-CGA-CBA	2.74	120.51	111.91
30	N	605	CHL	CHD-C1D-ND	-2.74	121.94	124.45
30	s	606	CHL	CHD-C1D-ND	-2.74	121.94	124.45
31	2	604	CLA	CHD-C1D-ND	-2.74	121.94	124.45
31	C	513	CLA	CHD-C1D-ND	-2.74	121.94	124.45
31	2	602	CLA	O2A-CGA-CBA	2.74	120.51	111.91
31	S	609	CLA	C1-C2-C3	2.74	130.78	126.04
30	13	607	CHL	CMB-C2B-C1B	-2.74	124.25	128.46
31	6	612	CLA	O2A-CGA-CBA	2.74	120.50	111.91
31	12	603	CLA	CMB-C2B-C1B	-2.74	124.26	128.46
30	r	607	CHL	O2A-CGA-CBA	2.74	120.50	111.91
30	G	601	CHL	CHD-C1D-ND	-2.74	121.94	124.45
30	y	608	CHL	CHD-C1D-ND	-2.74	121.94	124.45
31	1	610	CLA	O2A-CGA-CBA	2.74	120.50	111.91
30	G	606	CHL	CMB-C2B-C1B	-2.73	124.26	128.46
30	5	601	CHL	O2A-CGA-CBA	2.73	120.49	111.91
30	N	607	CHL	CHD-C1D-ND	-2.73	121.94	124.45
30	14	607	CHL	C2A-C1A-CHA	2.73	128.64	123.86
30	N	609	CHL	CMB-C2B-C1B	-2.73	124.27	128.46
30	n	609	CHL	CMB-C2B-C1B	-2.73	124.27	128.46
30	y	601	CHL	CMB-C2B-C1B	-2.73	124.27	128.46
30	11	608	CHL	CMB-C2B-C1B	-2.73	124.27	128.46
31	S	605	CLA	CHD-C1D-ND	-2.73	121.94	124.45

Continued on next page...

Continued from previous page...

Mol	Chain	Res	Type	Atoms	Z	Observed(^{o})	Ideal(^{o})
31	a	403	CLA	C1-C2-C3	2.73	130.76	126.04
31	c	505	CLA	C1-C2-C3	2.73	130.76	126.04
31	6	613	CLA	C1-C2-C3	2.73	130.76	126.04
30	6	606	CHL	O2A-CGA-CBA	2.73	120.46	111.91
30	G	605	CHL	CHD-C1D-ND	-2.73	121.95	124.45
30	11	601	CHL	C1-C2-C3	2.73	130.76	126.04
30	y	609	CHL	CMB-C2B-C1B	-2.72	124.28	128.46
31	16	611	CLA	CHD-C1D-ND	-2.72	121.95	124.45
30	Y	607	CHL	CHD-C1D-ND	-2.72	121.95	124.45
30	11	606	CHL	CMB-C2B-C1B	-2.72	124.28	128.46
30	r	607	CHL	CHD-C1D-ND	-2.72	121.95	124.45
31	3	603	CLA	CHD-C1D-ND	-2.72	121.95	124.45
30	y	605	CHL	O2A-CGA-CBA	2.72	120.44	111.91
30	g	605	CHL	CHD-C1D-ND	-2.72	121.95	124.45
31	S	602	CLA	CHD-C1D-ND	-2.72	121.95	124.45
30	Y	601	CHL	CMB-C2B-C1B	-2.72	124.28	128.46
31	14	603	CLA	O2A-CGA-CBA	2.72	120.44	111.91
30	11	607	CHL	CMB-C2B-C1B	-2.72	124.28	128.46
31	A	402	CLA	O2A-CGA-CBA	2.72	120.44	111.91
33	13	617	LUT	C2-C3-C4	2.72	114.03	110.30
30	n	608	CHL	CAA-C2A-C3A	-2.72	105.33	112.78
31	1	613	CLA	C1-C2-C3	2.72	130.74	126.04
31	R	608	CLA	C1-C2-C3	2.72	130.74	126.04
31	n	603	CLA	C1-C2-C3	2.72	130.74	126.04
31	a	403	CLA	O2A-CGA-CBA	2.72	120.44	111.91
30	Y	608	CHL	CHD-C1D-ND	-2.72	121.96	124.45
31	Y	611	CLA	CHD-C1D-ND	-2.72	121.96	124.45
30	5	608	CHL	CHD-C1D-ND	-2.72	121.96	124.45
31	4	612	CLA	CHD-C1D-ND	-2.72	121.96	124.45
31	D	404	CLA	O2A-CGA-CBA	2.72	120.43	111.91
31	5	611	CLA	CHD-C1D-ND	-2.71	121.96	124.45
31	12	603	CLA	CHD-C1D-ND	-2.71	121.96	124.45
31	d	402	CLA	O1D-CGD-CBD	-2.71	118.93	124.48
31	b	616	CLA	CMB-C2B-C3B	2.71	129.75	124.68
30	R	607	CHL	CHD-C1D-ND	-2.71	121.96	124.45
30	12	601	CHL	CMB-C2B-C1B	-2.71	124.30	128.46
30	s	606	CHL	CMB-C2B-C1B	-2.71	124.30	128.46
30	16	605	CHL	CMB-C2B-C1B	-2.71	124.30	128.46
31	1	610	CLA	C2D-C1D-ND	2.71	112.10	110.10
30	y	605	CHL	CHD-C1D-ND	-2.71	121.97	124.45
30	3	608	CHL	CAA-C2A-C3A	-2.71	105.36	112.78
30	2	609	CHL	CHD-C1D-ND	-2.71	121.97	124.45

Continued on next page...

Continued from previous page...

Mol	Chain	Res	Type	Atoms	Z	Observed(^{o})	Ideal(^{o})
31	C	509	CLA	CHD-C1D-ND	-2.71	121.97	124.45
31	5	604	CLA	O2A-CGA-CBA	2.71	120.40	111.91
30	N	608	CHL	CAA-C2A-C3A	-2.71	105.37	112.78
30	6	607	CHL	CHD-C1D-ND	-2.71	121.97	124.45
31	g	614	CLA	CHD-C1D-ND	-2.70	121.97	124.45
31	y	611	CLA	CHD-C1D-ND	-2.70	121.97	124.45
30	r	606	CHL	C1-C2-C3	2.70	130.72	126.04
30	12	608	CHL	CAA-C2A-C3A	-2.70	105.38	112.78
31	G	611	CLA	CHD-C1D-ND	-2.70	121.97	124.45
31	d	404	CLA	O2A-CGA-CBA	2.70	120.39	111.91
44	B	623	STE	O1-C1-C2	-2.70	114.40	123.08
31	12	613	CLA	CHD-C1D-ND	-2.70	121.97	124.45
30	14	606	CHL	CMB-C2B-C1B	-2.70	124.31	128.46
30	12	607	CHL	O2A-CGA-CBA	2.70	120.38	111.91
30	4	608	CHL	O2A-CGA-CBA	2.70	120.38	111.91
31	C	508	CLA	C1-C2-C3	2.70	130.71	126.04
30	n	605	CHL	O2A-CGA-CBA	2.70	120.37	111.91
30	15	601	CHL	CMB-C2B-C1B	-2.70	124.32	128.46
30	1	609	CHL	CHD-C1D-ND	-2.70	121.98	124.45
33	16	617	LUT	C2-C3-C4	2.69	113.99	110.30
31	11	613	CLA	CHD-C1D-ND	-2.69	121.98	124.45
30	Y	609	CHL	CMB-C2B-C1B	-2.69	124.33	128.46
30	3	607	CHL	O2A-CGA-CBA	2.69	120.36	111.91
31	B	610	CLA	CHD-C1D-ND	-2.69	121.98	124.45
31	13	611	CLA	CHD-C1D-ND	-2.69	121.98	124.45
31	c	510	CLA	CHD-C1D-ND	-2.69	121.98	124.45
30	12	605	CHL	CMB-C2B-C1B	-2.69	124.33	128.46
31	c	509	CLA	CHD-C1D-ND	-2.69	121.98	124.45
30	11	601	CHL	O2A-CGA-CBA	2.69	120.35	111.91
31	R	610	CLA	O2A-CGA-CBA	2.69	120.35	111.91
30	3	608	CHL	CHD-C1D-ND	-2.69	121.98	124.45
30	14	605	CHL	CHD-C1D-ND	-2.69	121.98	124.45
30	g	606	CHL	CMB-C2B-C1B	-2.69	124.33	128.46
31	A	403	CLA	C1-C2-C3	2.69	130.69	126.04
31	d	402	CLA	C1-C2-C3	2.69	130.69	126.04
31	B	605	CLA	CHD-C1D-ND	-2.69	121.98	124.45
30	g	608	CHL	O2A-CGA-CBA	2.69	120.34	111.91
30	n	608	CHL	O2A-CGA-CBA	2.69	120.34	111.91
30	1	607	CHL	CHD-C1D-ND	-2.69	121.99	124.45
30	n	607	CHL	CHD-C1D-ND	-2.69	121.99	124.45
31	G	603	CLA	CHD-C1D-ND	-2.68	121.99	124.45
30	13	605	CHL	CMB-C2B-C1B	-2.68	124.34	128.46

Continued on next page...

Continued from previous page...

Mol	Chain	Res	Type	Atoms	Z	Observed(^{o})	Ideal(^{o})
31	3	610	CLA	C1-C2-C3	2.68	130.69	126.04
30	14	608	CHL	C1-C2-C3	2.68	131.09	126.75
30	n	605	CHL	CHD-C1D-ND	-2.68	121.99	124.45
31	N	611	CLA	O2A-CGA-CBA	2.68	120.33	111.91
30	3	609	CHL	CMB-C2B-C1B	-2.68	124.34	128.46
31	r	602	CLA	CMB-C2B-C3B	2.68	129.69	124.68
30	1	608	CHL	O2A-CGA-CBA	2.68	120.32	111.91
31	R	610	CLA	CHD-C1D-ND	-2.68	121.99	124.45
30	4	605	CHL	CHD-C1D-ND	-2.68	121.99	124.45
30	4	609	CHL	CHD-C1D-ND	-2.68	121.99	124.45
30	2	608	CHL	CHD-C1D-ND	-2.68	121.99	124.45
31	5	612	CLA	CHD-C1D-ND	-2.68	121.99	124.45
31	r	610	CLA	CHD-C1D-ND	-2.68	121.99	124.45
30	S	606	CHL	CMB-C2B-C1B	-2.68	124.35	128.46
31	B	603	CLA	C1-C2-C3	2.68	130.67	126.04
31	6	614	CLA	CHD-C1D-ND	-2.68	121.99	124.45
31	b	601	CLA	CHD-C1D-ND	-2.68	121.99	124.45
30	N	608	CHL	CHD-C1D-ND	-2.67	122.00	124.45
30	N	606	CHL	CMB-C2B-C1B	-2.67	124.36	128.46
30	N	601	CHL	O2A-CGA-CBA	2.67	120.30	111.91
30	N	605	CHL	CMB-C2B-C1B	-2.67	124.36	128.46
30	N	607	CHL	C1-C2-C3	2.67	130.66	126.04
30	N	606	CHL	C1-C2-C3	2.67	130.66	126.04
31	r	614	CLA	C1-C2-C3	2.67	130.66	126.04
44	b	622	STE	O1-C1-C2	-2.67	114.50	123.08
30	N	608	CHL	O2A-CGA-CBA	2.67	120.29	111.91
31	G	604	CLA	CHD-C1D-ND	-2.67	122.00	124.45
31	B	601	CLA	CHD-C1D-ND	-2.67	122.00	124.45
30	3	605	CHL	CMB-C2B-C1B	-2.67	124.36	128.46
30	6	607	CHL	O2A-CGA-CBA	2.67	120.28	111.91
31	C	511	CLA	CHD-C1D-ND	-2.67	122.00	124.45
31	G	613	CLA	CHD-C1D-ND	-2.67	122.00	124.45
30	r	606	CHL	CMB-C2B-C1B	-2.67	124.36	128.46
30	r	607	CHL	CMB-C2B-C1B	-2.66	124.37	128.46
31	c	511	CLA	CHD-C1D-ND	-2.66	122.00	124.45
31	3	611	CLA	CHD-C1D-ND	-2.66	122.01	124.45
31	r	608	CLA	C1-C2-C3	2.66	130.65	126.04
31	6	613	CLA	CMB-C2B-C1B	-2.66	124.37	128.46
30	s	601	CHL	CHD-C1D-ND	-2.66	122.01	124.45
31	B	616	CLA	CMB-C2B-C3B	2.66	129.66	124.68
31	R	611	CLA	CHD-C1D-ND	-2.66	122.01	124.45
31	12	612	CLA	C1-C2-C3	2.66	131.06	126.75

Continued on next page...

Continued from previous page...

Mol	Chain	Res	Type	Atoms	Z	Observed(^{o})	Ideal(^{o})
31	A	403	CLA	O2A-CGA-CBA	2.66	120.26	111.91
31	12	602	CLA	O1D-CGD-CBD	-2.66	119.04	124.48
31	A	406	CLA	CHD-C1D-ND	-2.66	122.01	124.45
31	G	612	CLA	CHD-C1D-ND	-2.66	122.01	124.45
30	15	607	CHL	O2A-CGA-CBA	2.66	120.25	111.91
30	G	606	CHL	CHD-C1D-ND	-2.66	122.01	124.45
30	R	607	CHL	CMB-C2B-C1B	-2.66	124.38	128.46
30	6	608	CHL	CHD-C1D-ND	-2.66	122.01	124.45
31	B	603	CLA	O1D-CGD-CBD	-2.66	119.05	124.48
30	6	609	CHL	CMB-C2B-C1B	-2.66	124.38	128.46
31	d	402	CLA	O2A-CGA-CBA	2.66	120.24	111.91
30	S	601	CHL	CHD-C1D-ND	-2.66	122.01	124.45
31	G	614	CLA	CHD-C1D-ND	-2.66	122.01	124.45
30	4	601	CHL	O2A-CGA-CBA	2.65	120.24	111.91
31	a	407	CLA	CHD-C1D-ND	-2.65	122.02	124.45
30	2	608	CHL	CMB-C2B-C1B	-2.65	124.39	128.46
30	15	607	CHL	CMB-C2B-C1B	-2.65	124.39	128.46
30	g	609	CHL	CMB-C2B-C1B	-2.65	124.39	128.46
31	b	603	CLA	O1D-CGD-CBD	-2.65	119.06	124.48
30	14	601	CHL	CMB-C2B-C1B	-2.65	124.39	128.46
31	g	612	CLA	CHD-C1D-ND	-2.65	122.02	124.45
31	6	615	CLA	C1-C2-C3	2.65	131.04	126.75
30	4	608	CHL	CHD-C1D-ND	-2.65	122.02	124.45
31	4	613	CLA	CHD-C1D-ND	-2.65	122.02	124.45
30	G	609	CHL	CMB-C2B-C1B	-2.65	124.39	128.46
30	4	601	CHL	C1-C2-C3	2.65	130.62	126.04
31	R	612	CLA	O2D-CGD-O1D	-2.65	118.66	123.84
30	R	606	CHL	CHD-C1D-ND	-2.65	122.02	124.45
31	b	603	CLA	C1-C2-C3	2.65	130.62	126.04
31	b	608	CLA	CHD-C1D-ND	-2.65	122.02	124.45
31	n	611	CLA	C1-C2-C3	2.64	130.62	126.04
31	c	508	CLA	C1-C2-C3	2.64	130.62	126.04
30	1	607	CHL	CMB-C2B-C1B	-2.64	124.40	128.46
31	1	613	CLA	CHD-C1D-ND	-2.64	122.03	124.45
31	b	605	CLA	CHD-C1D-ND	-2.64	122.03	124.45
31	n	611	CLA	CHD-C1D-ND	-2.64	122.03	124.45
31	11	602	CLA	C1-C2-C3	2.64	130.61	126.04
30	6	605	CHL	CMB-C2B-C1B	-2.64	124.41	128.46
31	B	608	CLA	CHD-C1D-ND	-2.64	122.03	124.45
31	b	610	CLA	CHD-C1D-ND	-2.64	122.03	124.45
30	11	609	CHL	CMB-C2B-C1B	-2.64	124.41	128.46
30	1	608	CHL	CHD-C1D-ND	-2.64	122.03	124.45

Continued on next page...

Continued from previous page...

Mol	Chain	Res	Type	Atoms	Z	Observed(^{o})	Ideal(^{o})
30	16	607	CHL	CHD-C1D-ND	-2.64	122.03	124.45
31	4	611	CLA	CHD-C1D-ND	-2.64	122.03	124.45
30	g	607	CHL	C2A-C1A-CHA	2.64	128.47	123.86
31	14	610	CLA	C1-C2-C3	2.64	130.60	126.04
30	15	605	CHL	CMB-C2B-C1B	-2.64	124.41	128.46
31	N	603	CLA	C1-C2-C3	2.63	130.60	126.04
30	Y	605	CHL	CHD-C1D-ND	-2.63	122.03	124.45
30	n	605	CHL	CMB-C2B-C1B	-2.63	124.42	128.46
30	12	606	CHL	C2A-C3A-C4A	2.63	106.12	101.87
31	C	503	CLA	CHD-C1D-ND	-2.63	122.03	124.45
31	Y	614	CLA	CHD-C1D-ND	-2.63	122.03	124.45
31	c	503	CLA	CHD-C1D-ND	-2.63	122.03	124.45
30	S	607	CHL	CMB-C2B-C1B	-2.63	124.42	128.46
31	c	506	CLA	CHD-C1D-ND	-2.63	122.04	124.45
30	12	608	CHL	CMB-C2B-C1B	-2.63	124.42	128.46
30	2	601	CHL	CMB-C2B-C1B	-2.63	124.43	128.46
31	B	603	CLA	O2D-CGD-O1D	-2.63	118.70	123.84
31	14	602	CLA	C1-C2-C3	2.63	130.59	126.04
31	12	604	CLA	C1-C2-C3	2.63	130.58	126.04
30	16	605	CHL	CAA-C2A-C3A	-2.62	105.59	112.78
30	5	608	CHL	CMB-C2B-C1B	-2.62	124.43	128.46
31	13	612	CLA	CHD-C1D-ND	-2.62	122.04	124.45
30	4	609	CHL	O2A-CGA-CBA	2.62	120.14	111.91
30	g	601	CHL	CAA-C2A-C3A	-2.62	105.59	112.78
31	y	613	CLA	CHD-C1D-ND	-2.62	122.04	124.45
31	15	604	CLA	C1-C2-C3	2.62	130.58	126.04
31	16	604	CLA	C1-C2-C3	2.62	130.58	126.04
31	c	507	CLA	C1-C2-C3	2.62	130.58	126.04
30	3	607	CHL	CHD-C1D-ND	-2.62	122.05	124.45
30	G	607	CHL	CMB-C2B-C1B	-2.62	124.44	128.46
30	n	608	CHL	O2D-CGD-O1D	-2.62	118.72	123.84
30	12	607	CHL	CMB-C2B-C1B	-2.62	124.44	128.46
30	14	608	CHL	O2A-CGA-CBA	2.62	120.13	111.91
30	G	607	CHL	C2A-C1A-CHA	2.62	128.44	123.86
31	6	611	CLA	C1-C2-C3	2.62	130.57	126.04
30	11	601	CHL	CMB-C2B-C1B	-2.62	124.44	128.46
31	C	509	CLA	C1-C2-C3	2.62	130.57	126.04
31	Y	603	CLA	C1-C2-C3	2.62	130.57	126.04
30	14	607	CHL	CMB-C2B-C1B	-2.62	124.44	128.46
31	R	614	CLA	O2D-CGD-O1D	-2.61	118.73	123.84
31	2	602	CLA	C1-C2-C3	2.61	130.56	126.04
31	g	613	CLA	CHD-C1D-ND	-2.61	122.05	124.45

Continued on next page...

Continued from previous page...

Mol	Chain	Res	Type	Atoms	Z	Observed(^{o})	Ideal(^{o})
30	15	606	CHL	C1-C2-C3	2.61	130.98	126.75
31	5	602	CLA	C1-C2-C3	2.61	130.56	126.04
30	14	609	CHL	O2A-CGA-CBA	2.61	120.10	111.91
30	13	606	CHL	O2A-CGA-CBA	2.61	120.10	111.91
30	N	601	CHL	CHD-C1D-ND	-2.61	122.06	124.45
31	y	614	CLA	CHD-C1D-ND	-2.61	122.06	124.45
30	6	609	CHL	O2A-CGA-CBA	2.61	120.09	111.91
31	c	509	CLA	C1-C2-C3	2.61	130.55	126.04
30	s	607	CHL	CMB-C2B-C1B	-2.61	124.46	128.46
30	5	601	CHL	CMB-C2B-C1B	-2.61	124.46	128.46
30	N	605	CHL	C1-C2-C3	2.60	130.55	126.04
31	13	611	CLA	C1-C2-C3	2.60	130.55	126.04
31	r	602	CLA	C1-C2-C3	2.60	130.55	126.04
31	6	614	CLA	C1-C2-C3	2.60	130.96	126.75
31	g	610	CLA	C1-C2-C3	2.60	130.54	126.04
30	16	606	CHL	O2A-CGA-CBA	2.60	120.08	111.91
30	g	607	CHL	CMB-C2B-C1B	-2.60	124.47	128.46
30	5	607	CHL	C2A-C3A-C4A	2.60	106.07	101.87
31	A	404	CLA	O1D-CGD-CBD	-2.60	119.17	124.48
30	14	609	CHL	CMB-C2B-C1B	-2.60	124.47	128.46
31	N	611	CLA	CHD-C1D-ND	-2.60	122.07	124.45
31	Y	613	CLA	CHD-C1D-ND	-2.60	122.07	124.45
31	r	610	CLA	C1-C2-C3	2.60	130.53	126.04
30	13	608	CHL	CMB-C2B-C1B	-2.60	124.47	128.46
31	b	603	CLA	O2D-CGD-O1D	-2.59	118.77	123.84
30	r	606	CHL	CHD-C1D-ND	-2.59	122.07	124.45
30	g	608	CHL	CHD-C1D-ND	-2.59	122.07	124.45
30	13	601	CHL	CMB-C2B-C1B	-2.59	124.48	128.46
31	r	602	CLA	O1D-CGD-CBD	-2.59	119.19	124.48
30	16	608	CHL	CMB-C2B-C1B	-2.59	124.49	128.46
30	R	605	CHL	CMB-C2B-C1B	-2.59	124.49	128.46
31	n	602	CLA	C1-C2-C3	2.58	130.51	126.04
31	c	513	CLA	C1-C2-C3	2.58	130.51	126.04
30	Y	605	CHL	OMC-CMC-C2C	-2.58	119.84	125.69
30	14	608	CHL	CMB-C2B-C1B	-2.58	124.49	128.46
31	2	603	CLA	C1-C2-C3	2.58	130.51	126.04
30	g	605	CHL	CMB-C2B-C1B	-2.58	124.50	128.46
31	n	604	CLA	C1-C2-C3	2.58	130.51	126.04
31	16	603	CLA	CHD-C1D-ND	-2.58	122.08	124.45
30	15	608	CHL	CMB-C2B-C1B	-2.58	124.50	128.46
31	b	605	CLA	C12-C11-C10	-2.58	101.39	113.24
31	Y	612	CLA	CHD-C1D-ND	-2.58	122.08	124.45

Continued on next page...

Continued from previous page...

Mol	Chain	Res	Type	Atoms	Z	Observed(^{o})	Ideal(^{o})
30	y	601	CHL	C1-C2-C3	2.58	130.50	126.04
31	B	605	CLA	C12-C11-C10	-2.58	101.40	113.24
30	G	605	CHL	CMB-C2B-C1B	-2.58	124.50	128.46
31	N	604	CLA	C1-C2-C3	2.58	130.50	126.04
30	G	608	CHL	CHD-C1D-ND	-2.58	122.09	124.45
30	16	601	CHL	CMB-C2B-C1B	-2.57	124.51	128.46
30	y	605	CHL	CMB-C2B-C1B	-2.57	124.51	128.46
31	C	513	CLA	C1-C2-C3	2.57	130.49	126.04
31	b	612	CLA	CHD-C1D-ND	-2.57	122.09	124.45
31	C	510	CLA	C1-C2-C3	2.57	130.49	126.04
31	B	612	CLA	C1-C2-C3	2.57	130.49	126.04
30	2	607	CHL	C2A-C3A-C4A	2.57	106.02	101.87
30	r	607	CHL	O2A-CGA-O1A	-2.57	117.10	123.59
31	c	514	CLA	CHD-C1D-ND	-2.57	122.09	124.45
30	Y	605	CHL	CMB-C2B-C1B	-2.57	124.52	128.46
31	N	612	CLA	CHD-C1D-ND	-2.57	122.09	124.45
31	b	613	CLA	CHD-C1D-ND	-2.57	122.09	124.45
30	11	609	CHL	O2A-CGA-CBA	2.57	119.97	111.91
31	11	613	CLA	C1-C2-C3	2.57	130.49	126.04
31	Y	604	CLA	C1-C2-C3	2.57	130.49	126.04
30	G	609	CHL	O2A-CGA-CBA	2.57	119.97	111.91
31	n	612	CLA	CHD-C1D-ND	-2.57	122.09	124.45
30	12	606	CHL	C1-C2-C3	2.57	130.91	126.75
31	a	404	CLA	O1D-CGD-CBD	-2.57	119.23	124.48
31	C	506	CLA	CHD-C1D-ND	-2.57	122.10	124.45
30	2	609	CHL	CAA-C2A-C3A	-2.56	105.76	112.78
31	b	604	CLA	CHD-C1D-ND	-2.56	122.10	124.45
30	n	601	CHL	CHD-C1D-ND	-2.56	122.10	124.45
31	C	512	CLA	CHD-C1D-ND	-2.56	122.10	124.45
30	2	605	CHL	CMB-C2B-C1B	-2.56	124.53	128.46
30	4	608	CHL	CMB-C2B-C1B	-2.56	124.53	128.46
31	5	603	CLA	C1-C2-C3	2.56	130.47	126.04
30	g	601	CHL	O2A-CGA-CBA	2.56	119.94	111.91
30	5	605	CHL	CMB-C2B-C1B	-2.56	124.53	128.46
31	16	613	CLA	C1-C2-C3	2.56	130.89	126.75
30	15	606	CHL	CMB-C2B-C1B	-2.56	124.53	128.46
31	s	611	CLA	O2D-CGD-O1D	-2.56	118.84	123.84
30	1	609	CHL	CMB-C2B-C1B	-2.55	124.54	128.46
31	R	602	CLA	O1D-CGD-CBD	-2.55	119.26	124.48
31	d	402	CLA	C3C-C4C-NC	-2.55	107.71	110.57
30	5	609	CHL	CMB-C2B-C1B	-2.55	124.54	128.46
31	g	613	CLA	C1-C2-C3	2.55	130.46	126.04

Continued on next page...

Continued from previous page...

Mol	Chain	Res	Type	Atoms	Z	Observed(^{o})	Ideal(^{o})
31	14	611	CLA	C1-C2-C3	2.55	130.46	126.04
30	6	609	CHL	C2A-C3A-C4A	2.55	105.99	101.87
30	Y	605	CHL	O2D-CGD-O1D	-2.55	118.85	123.84
31	b	612	CLA	C12-C11-C10	-2.55	101.53	113.24
30	4	605	CHL	C2A-C3A-C4A	2.55	105.98	101.87
31	1	604	CLA	C1-C2-C3	2.55	130.87	126.75
30	4	609	CHL	CMB-C2B-C1B	-2.55	124.55	128.46
30	15	606	CHL	C2A-C3A-C4A	2.55	105.98	101.87
30	13	609	CHL	O2A-CGA-CBA	2.55	119.90	111.91
31	c	510	CLA	C1-C2-C3	2.55	130.44	126.04
31	b	603	CLA	C12-C11-C10	-2.54	101.55	113.24
30	16	609	CHL	CMB-C2B-C1B	-2.54	124.55	128.46
31	15	610	CLA	CHD-C1D-ND	-2.54	122.12	124.45
31	16	612	CLA	CHD-C1D-ND	-2.54	122.12	124.45
31	S	611	CLA	CHD-C1D-ND	-2.54	122.12	124.45
31	c	506	CLA	C1-C2-C3	2.54	130.44	126.04
31	y	603	CLA	C1-C2-C3	2.54	130.44	126.04
31	y	604	CLA	C1-C2-C3	2.54	130.44	126.04
30	s	608	CHL	CMB-C2B-C1B	-2.54	124.56	128.46
31	3	614	CLA	C1-C2-C3	2.54	130.86	126.75
31	s	612	CLA	O1D-CGD-CBD	-2.54	119.29	124.48
31	n	613	CLA	CED-O2D-CGD	2.54	121.68	115.94
31	B	612	CLA	C12-C11-C10	-2.54	101.58	113.24
31	A	403	CLA	C3C-C4C-NC	-2.54	107.73	110.57
30	Y	606	CHL	CHD-C1D-ND	-2.53	122.12	124.45
30	n	605	CHL	C2A-C1A-CHA	2.53	128.29	123.86
31	y	612	CLA	CHD-C1D-ND	-2.53	122.13	124.45
31	y	615	CLA	C1-C2-C3	2.53	130.42	126.04
30	2	601	CHL	C2C-C3C-C4C	2.53	108.29	106.49
31	S	603	CLA	CHD-C1D-ND	-2.53	122.13	124.45
31	b	612	CLA	C1-C2-C3	2.53	130.42	126.04
30	n	607	CHL	CMB-C2B-C1B	-2.53	124.58	128.46
30	4	606	CHL	C2A-C3A-C4A	2.53	105.95	101.87
31	6	602	CLA	C1-C2-C3	2.53	130.41	126.04
31	B	603	CLA	C12-C11-C10	-2.53	101.63	113.24
31	B	604	CLA	CHD-C1D-ND	-2.53	122.13	124.45
30	G	607	CHL	C2A-C3A-C4A	2.53	105.95	101.87
31	g	603	CLA	C1-C2-C3	2.52	130.41	126.04
30	g	601	CHL	C2A-C3A-C4A	2.52	105.94	101.87
30	14	601	CHL	O2A-CGA-CBA	2.52	119.82	111.91
30	6	608	CHL	CMB-C2B-C1B	-2.52	124.59	128.46
30	N	607	CHL	CMB-C2B-C1B	-2.52	124.59	128.46

Continued on next page...

Continued from previous page...

Mol	Chain	Res	Type	Atoms	Z	Observed(^{o})	Ideal(^{o})
31	6	603	CLA	C1-C2-C3	2.52	130.40	126.04
31	G	613	CLA	C1-C2-C3	2.52	130.40	126.04
30	1	605	CHL	C2A-C3A-C4A	2.52	105.94	101.87
30	3	608	CHL	CMB-C2B-C1B	-2.52	124.59	128.46
31	B	612	CLA	CHD-C1D-ND	-2.52	122.14	124.45
30	g	607	CHL	C2A-C3A-C4A	2.52	105.94	101.87
31	6	610	CLA	C2D-C1D-ND	2.52	111.96	110.10
30	11	605	CHL	CMB-C2B-C1B	-2.52	124.59	128.46
31	3	613	CLA	CHD-C1D-ND	-2.52	122.14	124.45
31	s	603	CLA	CHD-C1D-ND	-2.52	122.14	124.45
30	3	609	CHL	C2A-C3A-C4A	2.52	105.93	101.87
30	11	608	CHL	C2A-C1A-CHA	2.51	128.26	123.86
31	R	614	CLA	C4-C3-C5	-2.51	111.04	115.27
31	B	613	CLA	CHD-C1D-ND	-2.51	122.14	124.45
30	R	606	CHL	OMC-CMC-C2C	-2.51	120.01	125.69
31	13	613	CLA	CHD-C1D-ND	-2.51	122.15	124.45
30	2	609	CHL	CMB-C2B-C1B	-2.51	124.61	128.46
30	3	607	CHL	C2A-C3A-C4A	2.51	105.92	101.87
31	12	610	CLA	CHD-C1D-ND	-2.51	122.15	124.45
31	16	613	CLA	CHD-C1D-ND	-2.51	122.15	124.45
31	C	505	CLA	C1-C2-C3	2.51	130.38	126.04
31	15	602	CLA	O1D-CGD-CBD	-2.51	119.36	124.48
30	y	606	CHL	CHD-C1D-ND	-2.50	122.15	124.45
31	G	603	CLA	C1-C2-C3	2.50	130.37	126.04
31	g	604	CLA	O1D-CGD-CBD	-2.50	119.36	124.48
30	S	608	CHL	CMB-C2B-C1B	-2.50	124.62	128.46
31	16	615	CLA	O1D-CGD-CBD	-2.50	119.36	124.48
31	s	603	CLA	O1D-CGD-CBD	-2.50	119.36	124.48
31	N	612	CLA	O1D-CGD-CBD	-2.50	119.37	124.48
30	3	609	CHL	C2C-C3C-C4C	2.50	108.27	106.49
30	n	601	CHL	CMB-C2B-C1B	-2.50	124.62	128.46
31	3	602	CLA	C1-C2-C3	2.50	130.37	126.04
30	s	608	CHL	C2A-C3A-C4A	2.50	105.91	101.87
30	14	606	CHL	C2A-C3A-C4A	2.50	105.91	101.87
31	c	504	CLA	C12-C11-C10	-2.50	101.76	113.24
31	4	611	CLA	C1-C2-C3	2.50	130.79	126.75
30	N	607	CHL	C2A-C3A-C4A	2.50	105.90	101.87
31	3	603	CLA	C1-C2-C3	2.49	130.36	126.04
31	c	512	CLA	CHD-C1D-ND	-2.49	122.16	124.45
31	G	603	CLA	C4-C3-C5	-2.49	111.08	115.27
31	A	403	CLA	O2D-CGD-O1D	-2.49	118.97	123.84
30	n	607	CHL	C2A-C3A-C4A	2.49	105.89	101.87

Continued on next page...

Continued from previous page...

Mol	Chain	Res	Type	Atoms	Z	Observed(°)	Ideal(°)
30	1	601	CHL	O2A-CGA-CBA	2.49	119.72	111.91
30	n	606	CHL	O2A-CGA-O1A	-2.49	117.31	123.59
30	6	607	CHL	CMB-C2B-C1B	-2.49	124.64	128.46
30	S	607	CHL	C2A-C3A-C4A	2.49	105.89	101.87
35	r	616	XAT	O24-C25-C24	-2.49	111.51	113.38
31	b	608	CLA	C1-C2-C3	2.49	130.35	126.04
30	g	605	CHL	C2A-C1A-CHA	2.49	128.21	123.86
31	B	607	CLA	C1-C2-C3	2.49	130.35	126.04
30	6	607	CHL	C2A-C3A-C4A	2.49	105.89	101.87
31	s	604	CLA	C12-C11-C10	-2.49	101.82	113.24
31	y	611	CLA	C1-C2-C3	2.49	130.34	126.04
30	s	607	CHL	C2A-C3A-C4A	2.48	105.88	101.87
31	11	610	CLA	C1-C2-C3	2.48	130.34	126.04
31	b	616	CLA	O1D-CGD-CBD	-2.48	119.40	124.48
31	B	616	CLA	O1D-CGD-CBD	-2.48	119.41	124.48
31	Y	611	CLA	C1-C2-C3	2.48	130.34	126.04
31	R	603	CLA	O1D-CGD-CBD	-2.48	119.41	124.48
30	13	607	CHL	CHD-C1D-ND	-2.48	122.17	124.45
31	15	613	CLA	O2A-CGA-CBA	2.48	122.00	114.03
31	14	613	CLA	C1-C2-C3	2.48	130.33	126.04
31	c	512	CLA	C1-C2-C3	2.48	130.33	126.04
31	S	612	CLA	O2A-CGA-CBA	2.48	121.99	114.03
30	4	607	CHL	CMB-C2B-C1B	-2.48	124.66	128.46
30	N	601	CHL	C1-C2-C3	2.48	130.33	126.04
31	6	615	CLA	O1D-CGD-CBD	-2.48	119.42	124.48
31	r	608	CLA	C12-C11-C10	-2.48	101.86	113.24
31	13	610	CLA	C1-C2-C3	2.48	130.32	126.04
30	15	601	CHL	C2A-C3A-C4A	2.47	105.86	101.87
30	R	606	CHL	O2A-CGA-CBA	2.47	119.67	111.91
30	r	606	CHL	OMC-CMC-C2C	-2.47	120.10	125.69
30	1	601	CHL	O2A-CGA-O1A	-2.47	117.35	123.59
31	B	608	CLA	C1-C2-C3	2.47	130.32	126.04
31	b	607	CLA	C1-C2-C3	2.47	130.32	126.04
31	Y	615	CLA	C1-C2-C3	2.47	130.32	126.04
31	11	612	CLA	C2D-C1D-ND	2.47	111.92	110.10
31	15	602	CLA	C1-C2-C3	2.47	130.31	126.04
30	5	607	CHL	CMB-C2B-C1B	-2.47	124.67	128.46
31	R	613	CLA	C12-C11-C10	-2.47	101.90	113.24
31	R	603	CLA	CMB-C2B-C3B	2.47	129.29	124.68
30	N	601	CHL	CMB-C2B-C1B	-2.47	124.67	128.46
30	13	607	CHL	C2A-C3A-C4A	2.47	105.85	101.87
31	13	604	CLA	C1-C2-C3	2.47	130.31	126.04

Continued on next page...

Continued from previous page...

Mol	Chain	Res	Type	Atoms	Z	Observed(^{o})	Ideal(^{o})
30	11	601	CHL	O2A-CGA-O1A	-2.46	117.37	123.59
31	C	504	CLA	C12-C11-C10	-2.46	101.92	113.24
30	4	601	CHL	C2A-C3A-C4A	2.46	105.85	101.87
31	g	603	CLA	C4-C3-C5	-2.46	111.13	115.27
30	n	609	CHL	C2A-C3A-C4A	2.46	105.85	101.87
31	S	611	CLA	O1D-CGD-CBD	-2.46	119.45	124.48
30	r	606	CHL	O2A-CGA-CBA	2.46	119.63	111.91
31	Y	603	CLA	O1D-CGD-CBD	-2.46	119.45	124.48
30	1	608	CHL	CMB-C2B-C1B	-2.46	124.68	128.46
30	1	609	CHL	O2D-CGD-O1D	-2.46	119.03	123.84
31	6	611	CLA	C12-C11-C10	-2.46	101.94	113.24
31	S	602	CLA	C12-C11-C10	-2.46	101.94	113.24
30	r	605	CHL	CMB-C2B-C1B	-2.46	124.69	128.46
31	R	614	CLA	C1-C2-C3	2.46	130.29	126.04
30	Y	609	CHL	O2D-CGD-O1D	-2.46	119.03	123.84
31	b	615	CLA	C1-C2-C3	2.46	130.29	126.04
30	6	605	CHL	C2A-C3A-C4A	2.46	105.84	101.87
30	4	601	CHL	C2C-C3C-C4C	2.45	108.24	106.49
30	3	601	CHL	CMB-C2B-C1B	-2.45	124.69	128.46
30	5	609	CHL	C2A-C3A-C4A	2.45	105.83	101.87
31	r	602	CLA	C12-C11-C10	-2.45	101.96	113.24
30	N	609	CHL	C2A-C3A-C4A	2.45	105.83	101.87
30	6	605	CHL	O2D-CGD-O1D	-2.45	119.05	123.84
30	G	609	CHL	C2A-C3A-C4A	2.45	105.83	101.87
31	R	608	CLA	C12-C11-C10	-2.45	101.98	113.24
30	11	606	CHL	C2A-C3A-C4A	2.45	105.83	101.87
31	D	404	CLA	C12-C11-C10	-2.45	101.98	113.24
31	c	511	CLA	C1-C2-C3	2.45	130.28	126.04
31	2	604	CLA	O1D-CGD-CBD	-2.45	119.47	124.48
31	1	602	CLA	C12-C11-C10	-2.45	101.99	113.24
31	Y	602	CLA	C12-C11-C10	-2.45	101.99	113.24
31	g	611	CLA	C12-C11-C10	-2.45	101.99	113.24
31	16	611	CLA	C1-C2-C3	2.45	130.28	126.04
30	2	607	CHL	CMB-C2B-C1B	-2.45	124.70	128.46
31	4	610	CLA	C1-C2-C3	2.45	130.28	126.04
31	13	613	CLA	C1-C2-C3	2.45	130.71	126.75
31	G	602	CLA	O2A-CGA-O1A	-2.45	117.42	123.59
31	B	615	CLA	C1-C2-C3	2.45	130.28	126.04
30	3	608	CHL	C2A-C3A-C4A	2.45	105.82	101.87
30	n	601	CHL	C2A-C3A-C4A	2.45	105.82	101.87
31	3	612	CLA	C1-C2-C3	2.45	130.27	126.04
31	5	604	CLA	O1D-CGD-CBD	-2.45	119.48	124.48

Continued on next page...

Continued from previous page...

Mol	Chain	Res	Type	Atoms	Z	Observed(°)	Ideal(°)
31	N	610	CLA	C1-C2-C3	2.45	130.27	126.04
30	12	601	CHL	C2A-C3A-C4A	2.44	105.82	101.87
30	16	607	CHL	C2A-C3A-C4A	2.44	105.82	101.87
30	14	605	CHL	CMB-C2B-C1B	-2.44	124.71	128.46
31	2	611	CLA	O1D-CGD-CBD	-2.44	119.49	124.48
31	C	511	CLA	C1-C2-C3	2.44	130.26	126.04
31	G	604	CLA	O1D-CGD-CBD	-2.44	119.49	124.48
30	2	608	CHL	C2A-C3A-C4A	2.44	105.81	101.87
31	B	604	CLA	C1-C2-C3	2.44	130.26	126.04
30	6	601	CHL	CMB-C2B-C1B	-2.44	124.72	128.46
30	N	605	CHL	C2A-C1A-CHA	2.44	128.12	123.86
31	s	610	CLA	O1D-CGD-CBD	-2.44	119.50	124.48
30	16	609	CHL	C2A-C3A-C4A	2.44	105.80	101.87
31	5	610	CLA	O1D-CGD-CBD	-2.43	119.50	124.48
31	S	603	CLA	O1D-CGD-CBD	-2.43	119.50	124.48
30	G	605	CHL	C2A-C1A-CHA	2.43	128.11	123.86
31	s	611	CLA	C4-C3-C5	-2.43	111.18	115.27
31	6	612	CLA	C2D-C1D-ND	2.43	111.90	110.10
30	16	607	CHL	O2D-CGD-O1D	-2.43	119.09	123.84
31	b	604	CLA	O1D-CGD-CBD	-2.43	119.51	124.48
31	15	612	CLA	C1-C2-C3	2.43	130.68	126.75
30	15	601	CHL	OMC-CMC-C2C	-2.43	120.19	125.69
31	n	612	CLA	O1D-CGD-CBD	-2.43	119.52	124.48
31	b	615	CLA	O2A-CGA-O1A	-2.43	117.47	123.59
31	14	604	CLA	C1-C2-C3	2.43	130.24	126.04
31	12	611	CLA	C2D-C1D-ND	2.42	111.89	110.10
30	1	607	CHL	C2A-C3A-C4A	2.42	105.78	101.87
31	d	404	CLA	C12-C11-C10	-2.42	102.10	113.24
31	c	511	CLA	C12-C11-C10	-2.42	102.10	113.24
31	C	511	CLA	C12-C11-C10	-2.42	102.11	113.24
31	r	609	CLA	C12-C11-C10	-2.42	102.11	113.24
30	14	601	CHL	O2A-CGA-O1A	-2.42	117.48	123.59
31	A	404	CLA	C3C-C4C-NC	-2.42	107.86	110.57
30	3	607	CHL	O2D-CGD-O1D	-2.42	119.11	123.84
31	13	603	CLA	C12-C11-C10	-2.42	102.12	113.24
30	g	609	CHL	C2A-C3A-C4A	2.42	105.78	101.87
30	N	605	CHL	O2D-CGD-O1D	-2.42	119.11	123.84
30	6	608	CHL	C2A-C3A-C4A	2.42	105.78	101.87
31	S	614	CLA	C12-C11-C10	-2.42	102.12	113.24
30	11	608	CHL	C1-C2-C3	2.42	130.66	126.75
30	12	601	CHL	OMC-CMC-C2C	-2.42	120.22	125.69
30	y	605	CHL	OMC-CMC-C2C	-2.42	120.22	125.69

Continued on next page...

Continued from previous page...

Mol	Chain	Res	Type	Atoms	Z	Observed(^{o})	Ideal(^{o})
30	r	607	CHL	C2A-C3A-C4A	2.42	105.77	101.87
31	13	613	CLA	CMB-C2B-C1B	-2.42	124.75	128.46
30	3	608	CHL	O2A-CGA-O1A	-2.42	117.49	123.59
31	11	610	CLA	C4-C3-C5	-2.42	111.21	115.27
31	3	615	CLA	O1D-CGD-CBD	-2.42	119.54	124.48
44	B	623	STE	O2-C1-C2	2.42	121.79	114.03
31	y	603	CLA	O1D-CGD-CBD	-2.41	119.54	124.48
31	16	610	CLA	C1-C2-C3	2.41	130.22	126.04
31	g	612	CLA	O1D-CGD-CBD	-2.41	119.55	124.48
31	1	602	CLA	O1D-CGD-CBD	-2.41	119.55	124.48
31	16	613	CLA	CMB-C2B-C1B	-2.41	124.76	128.46
30	4	609	CHL	O2D-CGD-O1D	-2.41	119.12	123.84
30	n	607	CHL	O2A-CGA-O1A	-2.41	117.51	123.59
31	13	603	CLA	O1D-CGD-CBD	-2.41	119.55	124.48
31	13	602	CLA	C1-C2-C3	2.41	130.21	126.04
31	B	604	CLA	C12-C11-C10	-2.41	102.17	113.24
31	b	604	CLA	C12-C11-C10	-2.41	102.17	113.24
30	N	606	CHL	C2A-C3A-C4A	2.41	105.76	101.87
31	G	611	CLA	C12-C11-C10	-2.41	102.18	113.24
31	14	612	CLA	C2D-C1D-ND	2.41	111.88	110.10
31	15	609	CLA	C1-C2-C3	2.41	130.21	126.04
31	b	610	CLA	C1-C2-C3	2.40	130.20	126.04
30	3	601	CHL	O2D-CGD-O1D	-2.40	119.14	123.84
31	3	611	CLA	C12-C11-C10	-2.40	102.20	113.24
31	B	602	CLA	C12-C11-C10	-2.40	102.20	113.24
31	N	602	CLA	C12-C11-C10	-2.40	102.20	113.24
31	13	612	CLA	C2D-C1D-ND	2.40	111.87	110.10
31	s	609	CLA	C1-C2-C3	2.40	130.20	126.04
31	11	602	CLA	O1D-CGD-CBD	-2.40	119.57	124.48
31	1	612	CLA	O2A-CGA-CBA	2.40	121.72	112.23
31	A	404	CLA	C12-C11-C10	-2.40	102.21	113.24
31	B	610	CLA	C1-C2-C3	2.40	130.19	126.04
31	S	611	CLA	C12-C11-C10	-2.40	102.21	113.24
30	3	605	CHL	C2A-C3A-C4A	2.40	105.74	101.87
30	16	606	CHL	O2A-CGA-O1A	-2.40	117.54	123.59
30	y	609	CHL	O2D-CGD-O1D	-2.40	119.15	123.84
31	4	602	CLA	C1-C2-C3	2.40	130.19	126.04
31	C	507	CLA	C1-C2-C3	2.40	130.19	126.04
31	n	614	CLA	O2A-CGA-CBA	2.40	121.73	114.03
31	D	405	CLA	C12-C11-C10	-2.40	102.23	113.24
31	G	612	CLA	O1D-CGD-CBD	-2.40	119.58	124.48
31	12	602	CLA	C12-C11-C10	-2.40	102.23	113.24

Continued on next page...

Continued from previous page...

Mol	Chain	Res	Type	Atoms	Z	Observed(^{o})	Ideal(^{o})
31	N	613	CLA	C1-C2-C3	2.39	130.19	126.04
30	11	608	CHL	O2A-CGA-O1A	-2.39	117.55	123.59
31	c	502	CLA	C12-C11-C10	-2.39	102.24	113.24
30	3	605	CHL	O2D-CGD-O1D	-2.39	119.16	123.84
31	d	405	CLA	C12-C11-C10	-2.39	102.24	113.24
31	b	602	CLA	C12-C11-C10	-2.39	102.24	113.24
31	r	613	CLA	C12-C11-C10	-2.39	102.24	113.24
30	n	608	CHL	C2A-C3A-C4A	2.39	105.73	101.87
31	C	512	CLA	C1-C2-C3	2.39	130.18	126.04
31	6	612	CLA	C1-C2-C3	2.39	130.18	126.04
30	14	606	CHL	O1D-CGD-CBD	-2.39	119.59	124.48
30	4	605	CHL	CMB-C2B-C1B	-2.39	124.79	128.46
31	B	615	CLA	O2A-CGA-O1A	-2.39	117.56	123.59
31	14	602	CLA	O1D-CGD-CBD	-2.39	119.59	124.48
31	4	610	CLA	C4D-CHA-C1A	2.39	124.16	121.25
31	C	510	CLA	C12-C11-C10	-2.39	102.25	113.24
31	B	613	CLA	C1-C2-C3	2.39	130.18	126.04
31	y	602	CLA	C1-C2-C3	2.39	130.18	126.04
30	13	605	CHL	CAA-C2A-C3A	-2.39	106.23	112.78
30	r	605	CHL	OMC-CMC-C2C	-2.39	120.29	125.69
30	6	608	CHL	O2A-CGA-O1A	-2.39	117.57	123.59
30	14	605	CHL	C2A-C1A-CHA	2.39	128.03	123.86
31	c	508	CLA	O1D-CGD-CBD	-2.39	119.60	124.48
31	B	604	CLA	O1D-CGD-CBD	-2.38	119.60	124.48
30	N	608	CHL	C2A-C3A-C4A	2.38	105.72	101.87
31	a	404	CLA	C12-C11-C10	-2.38	102.29	113.24
31	c	510	CLA	C12-C11-C10	-2.38	102.29	113.24
31	N	613	CLA	CHD-C1D-ND	-2.38	122.26	124.45
44	b	622	STE	O2-C1-C2	2.38	121.69	114.03
30	G	601	CHL	C2A-C3A-C4A	2.38	105.72	101.87
31	C	502	CLA	C12-C11-C10	-2.38	102.29	113.24
31	13	603	CLA	CHD-C1D-ND	-2.38	122.27	124.45
31	15	611	CLA	C2D-C1D-ND	2.38	111.86	110.10
30	15	605	CHL	C2A-C1A-CHA	2.38	128.02	123.86
30	6	609	CHL	C2C-C3C-C4C	2.38	108.19	106.49
30	13	601	CHL	C2A-C3A-C4A	2.38	105.71	101.87
31	s	611	CLA	O1D-CGD-CBD	-2.38	119.61	124.48
31	y	613	CLA	C12-C11-C10	-2.38	102.30	113.24
30	1	605	CHL	CMB-C2B-C1B	-2.38	124.81	128.46
31	16	614	CLA	O2A-CGA-CBA	2.38	121.67	114.03
31	12	602	CLA	C1-C2-C3	2.38	130.16	126.04
31	r	614	CLA	O1D-CGD-CBD	-2.38	119.62	124.48

Continued on next page...

Continued from previous page...

Mol	Chain	Res	Type	Atoms	Z	Observed(^{o})	Ideal(^{o})
31	S	611	CLA	C4-C3-C5	-2.38	111.27	115.27
31	C	508	CLA	C12-C11-C10	-2.38	102.32	113.24
31	6	602	CLA	C12-C11-C10	-2.38	102.32	113.24
30	16	601	CHL	C2A-C3A-C4A	2.38	105.71	101.87
31	b	611	CLA	O1D-CGD-CBD	-2.37	119.62	124.48
30	R	605	CHL	OMC-CMC-C2C	-2.37	120.32	125.69
31	a	404	CLA	C3C-C4C-NC	-2.37	107.91	110.57
31	2	610	CLA	O1D-CGD-CBD	-2.37	119.63	124.48
31	12	602	CLA	O2D-CGD-O1D	-2.37	119.20	123.84
30	13	608	CHL	C2A-C3A-C4A	2.37	105.70	101.87
30	1	607	CHL	O2A-CGA-O1A	-2.37	117.61	123.59
31	11	610	CLA	CMB-C2B-C3B	2.37	129.11	124.68
31	b	616	CLA	C12-C11-C10	-2.37	102.35	113.24
30	r	607	CHL	O2D-CGD-O1D	-2.37	119.20	123.84
31	c	506	CLA	C12-C11-C10	-2.37	102.35	113.24
31	R	603	CLA	C12-C11-C10	-2.37	102.35	113.24
31	c	508	CLA	C12-C11-C10	-2.37	102.35	113.24
31	11	610	CLA	C3C-C4C-NC	-2.37	107.91	110.57
30	16	608	CHL	O2D-CGD-O1D	-2.37	119.21	123.84
30	5	606	CHL	CMB-C2B-C3B	2.37	129.11	124.68
31	R	614	CLA	O1D-CGD-CBD	-2.37	119.64	124.48
31	C	506	CLA	C12-C11-C10	-2.37	102.36	113.24
35	R	616	XAT	O24-C25-C24	-2.37	111.60	113.38
31	5	610	CLA	C3C-C4C-NC	-2.37	107.92	110.57
31	6	615	CLA	C3C-C4C-NC	-2.37	107.92	110.57
30	y	605	CHL	O1D-CGD-CBD	-2.37	119.64	124.48
31	16	603	CLA	C12-C11-C10	-2.37	102.37	113.24
31	d	404	CLA	C1-C2-C3	2.37	130.13	126.04
30	R	607	CHL	O2D-CGD-O1D	-2.37	119.21	123.84
31	D	404	CLA	C1-C2-C3	2.36	130.13	126.04
30	n	605	CHL	O2D-CGD-O1D	-2.36	119.22	123.84
31	14	602	CLA	C12-C11-C10	-2.36	102.38	113.24
31	d	402	CLA	O2D-CGD-O1D	-2.36	119.22	123.84
30	R	607	CHL	C2A-C3A-C4A	2.36	105.69	101.87
31	C	514	CLA	C12-C11-C10	-2.36	102.38	113.24
31	S	612	CLA	O1D-CGD-CBD	-2.36	119.65	124.48
30	13	608	CHL	O1D-CGD-CBD	-2.36	119.65	124.48
30	13	608	CHL	O2D-CGD-O1D	-2.36	119.22	123.84
33	s	619	LUT	C2-C3-C4	-2.36	107.07	110.30
31	13	614	CLA	O2A-CGA-CBA	2.36	121.61	114.03
30	11	608	CHL	C1-O2A-CGA	2.36	122.63	116.44
31	S	610	CLA	CMB-C2B-C3B	2.36	129.09	124.68

Continued on next page...

Continued from previous page...

Mol	Chain	Res	Type	Atoms	Z	Observed(°)	Ideal(°)
31	G	610	CLA	O1D-CGD-CBD	-2.36	119.66	124.48
30	2	609	CHL	C2A-C3A-C4A	2.36	105.68	101.87
31	13	610	CLA	C3C-C4C-NC	-2.36	107.93	110.57
31	y	602	CLA	C12-C11-C10	-2.36	102.41	113.24
31	B	611	CLA	O1D-CGD-CBD	-2.36	119.66	124.48
31	S	610	CLA	C12-C11-C10	-2.36	102.41	113.24
31	b	616	CLA	C1-C2-C3	2.36	130.12	126.04
31	c	503	CLA	C12-C11-C10	-2.36	102.41	113.24
31	c	509	CLA	O2A-CGA-O1A	-2.36	117.64	123.59
30	13	605	CHL	OMC-CMC-C2C	-2.36	120.36	125.69
30	y	607	CHL	C2A-C3A-C4A	2.35	105.67	101.87
31	b	615	CLA	C12-C11-C10	-2.35	102.42	113.24
31	b	606	CLA	O2A-CGA-O1A	-2.35	117.65	123.59
31	1	614	CLA	O1D-CGD-CBD	-2.35	119.67	124.48
31	1	610	CLA	C1-C2-C3	2.35	130.11	126.04
31	N	611	CLA	C12-C11-C10	-2.35	102.42	113.24
31	R	610	CLA	C1-C2-C3	2.35	130.11	126.04
31	2	602	CLA	O2A-CGA-O1A	-2.35	117.65	123.59
31	16	612	CLA	C2D-C1D-ND	2.35	111.84	110.10
31	C	509	CLA	O2A-CGA-O1A	-2.35	117.66	123.59
30	y	601	CHL	C2A-C3A-C4A	2.35	105.67	101.87
30	12	605	CHL	C2A-C1A-CHA	2.35	127.97	123.86
31	N	604	CLA	O1D-CGD-CBD	-2.35	119.68	124.48
31	11	603	CLA	C1-C2-C3	2.35	130.11	126.04
31	11	602	CLA	C12-C11-C10	-2.35	102.44	113.24
31	14	610	CLA	C12-C11-C10	-2.35	102.44	113.24
33	G	617	LUT	C22-C23-C24	-2.35	109.07	111.74
31	4	614	CLA	O1D-CGD-CBD	-2.35	119.68	124.48
31	16	602	CLA	C1-C2-C3	2.35	130.11	126.04
31	r	612	CLA	C1-C2-C3	2.35	130.55	126.75
30	11	609	CHL	O2A-CGA-O1A	-2.35	117.66	123.59
31	S	612	CLA	CMB-C2B-C1B	-2.35	124.85	128.46
31	14	610	CLA	C3C-C4C-NC	-2.35	107.94	110.57
31	s	602	CLA	C12-C11-C10	-2.35	102.45	113.24
31	16	611	CLA	C12-C11-C10	-2.35	102.45	113.24
31	d	405	CLA	O1D-CGD-CBD	-2.35	119.68	124.48
30	Y	607	CHL	C2A-C3A-C4A	2.35	105.66	101.87
30	1	601	CHL	C2C-C3C-C4C	2.35	108.16	106.49
31	Y	613	CLA	C12-C11-C10	-2.35	102.46	113.24
30	14	601	CHL	C2A-C1A-CHA	2.35	127.96	123.86
31	r	612	CLA	O1D-CGD-CBD	-2.35	119.68	124.48
31	6	615	CLA	CMB-C2B-C3B	2.35	129.07	124.68

Continued on next page...

Continued from previous page...

Mol	Chain	Res	Type	Atoms	Z	Observed(^{o})	Ideal(^{o})
30	16	608	CHL	C2A-C3A-C4A	2.35	105.66	101.87
31	15	602	CLA	C12-C11-C10	-2.35	102.46	113.24
30	2	601	CHL	C2A-C3A-C4A	2.35	105.66	101.87
31	3	602	CLA	C12-C11-C10	-2.35	102.46	113.24
30	16	605	CHL	OMC-CMC-C2C	-2.35	120.38	125.69
31	n	612	CLA	O2A-CGA-CBA	2.34	121.56	114.03
31	3	615	CLA	CMB-C2B-C3B	2.34	129.06	124.68
31	C	513	CLA	CMB-C2B-C3B	2.34	129.06	124.68
30	16	605	CHL	C2A-C3A-C4A	2.34	105.66	101.87
31	2	610	CLA	C3C-C4C-NC	-2.34	107.94	110.57
31	g	613	CLA	O1D-CGD-CBD	-2.34	119.69	124.48
30	Y	601	CHL	C2A-C3A-C4A	2.34	105.65	101.87
31	A	406	CLA	C4-C3-C5	-2.34	111.33	115.27
31	12	603	CLA	C1-C2-C3	2.34	130.09	126.04
31	a	407	CLA	C4-C3-C5	-2.34	111.33	115.27
31	13	602	CLA	O2A-CGA-O1A	-2.34	117.69	123.59
31	B	616	CLA	C12-C11-C10	-2.34	102.49	113.24
30	16	608	CHL	O1D-CGD-CBD	-2.34	119.70	124.48
30	S	601	CHL	C2A-C1A-CHA	2.34	127.95	123.86
31	B	615	CLA	C12-C11-C10	-2.34	102.50	113.24
30	y	601	CHL	C2C-C3C-C4C	2.34	108.15	106.49
31	n	604	CLA	O1D-CGD-CBD	-2.34	119.70	124.48
30	6	607	CHL	O2D-CGD-O1D	-2.34	119.27	123.84
31	D	405	CLA	O1D-CGD-CBD	-2.34	119.71	124.48
35	R	616	XAT	O4-C5-C4	-2.33	111.63	113.38
30	1	601	CHL	O2D-CGD-O1D	-2.33	119.27	123.84
30	S	608	CHL	C2A-C3A-C4A	2.33	105.64	101.87
31	y	611	CLA	C12-C11-C10	-2.33	102.51	113.24
31	13	603	CLA	C1-C2-C3	2.33	130.08	126.04
31	B	616	CLA	C1-C2-C3	2.33	130.08	126.04
31	y	612	CLA	C2D-C1D-ND	2.33	111.82	110.10
31	S	604	CLA	C3C-C4C-NC	-2.33	107.96	110.57
31	c	505	CLA	O1D-CGD-CBD	-2.33	119.71	124.48
30	y	608	CHL	C2A-C3A-C4A	2.33	105.64	101.87
30	R	606	CHL	O2D-CGD-O1D	-2.33	119.28	123.84
31	n	613	CLA	C4-C3-C5	-2.33	111.35	115.27
31	B	604	CLA	O2D-CGD-O1D	-2.33	119.28	123.84
31	B	609	CLA	C12-C11-C10	-2.33	102.53	113.24
31	b	604	CLA	O2D-CGD-O1D	-2.33	119.28	123.84
30	g	601	CHL	C2C-C3C-C4C	2.33	108.15	106.49
30	S	608	CHL	OMC-CMC-C2C	-2.33	120.42	125.69
32	l	102	LHG	O8-C23-C24	2.33	119.22	111.91

Continued on next page...

Continued from previous page...

Mol	Chain	Res	Type	Atoms	Z	Observed(^{o})	Ideal(^{o})
31	12	613	CLA	O2A-CGA-CBA	2.33	121.51	114.03
31	S	602	CLA	C1-C2-C3	2.33	130.07	126.04
30	1	609	CHL	O1D-CGD-CBD	-2.33	119.72	124.48
32	L	102	LHG	O8-C23-C24	2.33	119.21	111.91
30	N	608	CHL	O2D-CGD-O1D	-2.33	119.29	123.84
30	r	606	CHL	O2D-CGD-O1D	-2.33	119.29	123.84
30	15	607	CHL	C2A-C3A-C4A	2.33	105.63	101.87
30	n	609	CHL	O2D-CGD-O1D	-2.33	119.29	123.84
31	C	505	CLA	O1D-CGD-CBD	-2.33	119.72	124.48
31	5	602	CLA	O2A-CGA-O1A	-2.33	117.72	123.59
31	B	614	CLA	C12-C11-C10	-2.33	102.55	113.24
31	16	610	CLA	C3C-C4C-NC	-2.33	107.96	110.57
31	C	507	CLA	O1D-CGD-CBD	-2.33	119.73	124.48
30	R	607	CHL	O2A-CGA-O1A	-2.33	117.72	123.59
30	1	609	CHL	C2A-C3A-C4A	2.32	105.62	101.87
30	6	601	CHL	O2D-CGD-O1D	-2.32	119.29	123.84
31	N	603	CLA	C12-C11-C10	-2.32	102.56	113.24
31	3	612	CLA	C2D-C1D-ND	2.32	111.82	110.10
31	b	613	CLA	C1-C2-C3	2.32	130.06	126.04
31	b	614	CLA	C12-C11-C10	-2.32	102.56	113.24
31	G	613	CLA	O1D-CGD-CBD	-2.32	119.73	124.48
31	C	511	CLA	CMB-C2B-C3B	2.32	129.03	124.68
30	4	601	CHL	O2D-CGD-O1D	-2.32	119.30	123.84
30	G	608	CHL	C2A-C1A-CHA	2.32	127.92	123.86
31	2	602	CLA	O1D-CGD-CBD	-2.32	119.73	124.48
31	g	610	CLA	O1D-CGD-CBD	-2.32	119.73	124.48
31	4	613	CLA	C1-C2-C3	2.32	130.06	126.04
31	14	611	CLA	C12-C11-C10	-2.32	102.57	113.24
31	1	602	CLA	C1-C2-C3	2.32	130.06	126.04
31	c	507	CLA	O1D-CGD-CBD	-2.32	119.74	124.48
31	5	613	CLA	C1-C2-C3	2.32	130.51	126.75
30	Y	608	CHL	C2A-C3A-C4A	2.32	105.62	101.87
30	14	609	CHL	O2A-CGA-O1A	-2.32	117.74	123.59
31	C	507	CLA	O2D-CGD-O1D	-2.32	119.31	123.84
31	b	609	CLA	C12-C11-C10	-2.32	102.59	113.24
30	N	609	CHL	O2D-CGD-O1D	-2.32	119.31	123.84
31	N	612	CLA	O2D-CGD-O1D	-2.32	119.31	123.84
31	s	602	CLA	O1D-CGD-CBD	-2.32	119.74	124.48
31	a	403	CLA	O2A-CGA-O1A	-2.32	117.75	123.59
31	Y	612	CLA	C2D-C1D-ND	2.32	111.81	110.10
30	4	606	CHL	C2C-C3C-C4C	2.32	108.14	106.49
31	12	609	CLA	O1D-CGD-CBD	-2.32	119.75	124.48

Continued on next page...

Continued from previous page...

Mol	Chain	Res	Type	Atoms	Z	Observed(^{o})	Ideal(^{o})
30	4	609	CHL	C2A-C3A-C4A	2.32	105.61	101.87
30	15	607	CHL	C2A-C1A-CHA	2.32	127.91	123.86
31	A	404	CLA	O2D-CGD-O1D	-2.32	119.31	123.84
31	15	610	CLA	O2A-CGA-CBA	2.32	121.47	114.03
30	2	606	CHL	C2A-C3A-C4A	2.31	105.61	101.87
30	Y	601	CHL	C2C-C3C-C4C	2.31	108.14	106.49
31	b	616	CLA	O2D-CGD-O1D	-2.31	119.31	123.84
30	5	601	CHL	O2A-CGA-O1A	-2.31	117.75	123.59
31	s	604	CLA	C1-C2-C3	2.31	130.04	126.04
31	r	612	CLA	O2D-CGD-O1D	-2.31	119.32	123.84
31	3	612	CLA	C12-C11-C10	-2.31	102.61	113.24
31	2	611	CLA	O2A-CGA-CBA	2.31	121.37	112.23
30	15	608	CHL	C2C-C3C-C4C	2.31	108.14	106.49
31	c	514	CLA	C12-C11-C10	-2.31	102.62	113.24
31	14	613	CLA	O1D-CGD-CBD	-2.31	119.76	124.48
30	5	608	CHL	C2A-C3A-C4A	2.31	105.60	101.87
31	R	604	CLA	O1D-CGD-CBD	-2.31	119.76	124.48
31	r	603	CLA	O1D-CGD-CBD	-2.31	119.76	124.48
31	1	610	CLA	C4-C3-C5	-2.31	111.39	115.27
30	r	605	CHL	C2A-C3A-C4A	2.31	105.60	101.87
31	c	513	CLA	CMB-C2B-C3B	2.31	129.00	124.68
31	a	404	CLA	O2D-CGD-O1D	-2.31	119.33	123.84
31	Y	611	CLA	C12-C11-C10	-2.31	102.63	113.24
31	c	507	CLA	O2D-CGD-O1D	-2.31	119.33	123.84
30	12	605	CHL	O2A-CGA-CBA	2.31	121.44	114.03
31	A	402	CLA	O2A-CGA-O1A	-2.31	117.77	123.59
31	n	611	CLA	C12-C11-C10	-2.31	102.64	113.24
31	N	612	CLA	O2A-CGA-CBA	2.31	121.44	114.03
33	11	616	LUT	C2-C3-C4	-2.31	107.15	110.30
30	11	609	CHL	C2A-C1A-CHA	2.31	127.89	123.86
31	s	613	CLA	O1D-CGD-CBD	-2.31	119.77	124.48
31	R	613	CLA	O1D-CGD-CBD	-2.31	119.77	124.48
31	4	602	CLA	C4-C3-C5	-2.30	111.39	115.27
31	S	604	CLA	C12-C11-C10	-2.30	102.65	113.24
31	11	611	CLA	C1-C2-C3	2.30	130.48	126.75
31	c	512	CLA	C12-C11-C10	-2.30	102.66	113.24
31	C	512	CLA	C12-C11-C10	-2.30	102.66	113.24
30	s	601	CHL	C2A-C1A-CHA	2.30	127.88	123.86
30	12	607	CHL	C2A-C3A-C4A	2.30	105.59	101.87
30	12	605	CHL	C2A-C3A-C4A	2.30	105.59	101.87
30	s	607	CHL	O2D-CGD-O1D	-2.30	119.34	123.84
30	2	601	CHL	O2A-CGA-CBA	2.30	121.32	112.23

Continued on next page...

Continued from previous page...

Mol	Chain	Res	Type	Atoms	Z	Observed(^{o})	Ideal(^{o})
31	13	611	CLA	C4-C3-C5	-2.30	111.40	115.27
31	b	615	CLA	C2D-C1D-ND	2.30	111.80	110.10
30	11	605	CHL	C2A-C3A-C4A	2.30	105.58	101.87
31	3	610	CLA	O1D-CGD-CBD	-2.30	119.78	124.48
31	r	604	CLA	O1D-CGD-CBD	-2.30	119.78	124.48
31	13	603	CLA	O2D-CGD-O1D	-2.30	119.35	123.84
31	12	610	CLA	O2A-CGA-CBA	2.30	121.41	114.03
31	12	604	CLA	CMB-C2B-C3B	2.30	128.97	124.68
30	4	609	CHL	O1D-CGD-CBD	-2.30	119.79	124.48
30	5	606	CHL	C2A-C3A-C4A	2.29	105.57	101.87
31	13	611	CLA	C12-C11-C10	-2.29	102.70	113.24
31	G	610	CLA	C12-C11-C10	-2.29	102.70	113.24
30	n	606	CHL	C2A-C3A-C4A	2.29	105.57	101.87
31	13	612	CLA	O2A-CGA-CBA	2.29	121.40	114.03
30	g	608	CHL	C2A-C1A-CHA	2.29	127.87	123.86
31	5	602	CLA	O1D-CGD-CBD	-2.29	119.79	124.48
31	4	602	CLA	C12-C11-C10	-2.29	102.71	113.24
30	14	608	CHL	C1-O2A-CGA	2.29	122.46	116.44
31	s	610	CLA	C12-C11-C10	-2.29	102.71	113.24
31	Y	615	CLA	C3C-C4C-NC	-2.29	108.00	110.57
31	S	613	CLA	O1D-CGD-CBD	-2.29	119.80	124.48
31	Y	615	CLA	O1D-CGD-CBD	-2.29	119.80	124.48
31	Y	603	CLA	C12-C11-C10	-2.29	102.71	113.24
31	16	612	CLA	O2A-CGA-CBA	2.29	121.39	114.03
30	12	607	CHL	C2A-C1A-CHA	2.29	127.86	123.86
31	13	602	CLA	C12-C11-C10	-2.29	102.72	113.24
31	D	404	CLA	CMB-C2B-C3B	2.29	128.96	124.68
31	14	603	CLA	C1-C2-C3	2.29	130.00	126.04
30	15	605	CHL	O2A-CGA-CBA	2.29	121.39	114.03
32	A	414	LHG	O8-C23-C24	2.29	119.09	111.91
31	4	611	CLA	O1D-CGD-CBD	-2.29	119.80	124.48
31	Y	612	CLA	C12-C11-C10	-2.29	102.73	113.24
31	12	612	CLA	C3C-C4C-NC	-2.29	108.01	110.57
30	1	608	CHL	O2A-CGA-O1A	-2.29	117.82	123.59
31	15	603	CLA	C4-C3-C5	-2.29	111.42	115.27
31	d	404	CLA	C3C-C4C-NC	-2.29	108.01	110.57
31	R	610	CLA	O2A-CGA-O1A	-2.29	117.82	123.59
31	B	614	CLA	O1D-CGD-CBD	-2.29	119.81	124.48
30	N	601	CHL	C2C-C3C-C4C	2.29	108.12	106.49
30	4	606	CHL	CBC-CAC-C3C	-2.29	106.13	112.43
31	6	610	CLA	C5-C3-C2	2.29	125.74	121.12
31	S	610	CLA	O1D-CGD-CBD	-2.28	119.81	124.48

Continued on next page...

Continued from previous page...

Mol	Chain	Res	Type	Atoms	Z	Observed(^{o})	Ideal(^{o})
30	N	607	CHL	O2A-CGA-O1A	-2.28	117.83	123.59
30	14	608	CHL	OMC-CMC-C2C	-2.28	120.52	125.69
31	3	615	CLA	C3C-C4C-NC	-2.28	108.01	110.57
31	6	604	CLA	C12-C11-C10	-2.28	102.75	113.24
31	y	612	CLA	C4-C3-C5	-2.28	111.43	115.27
30	15	605	CHL	C2A-C3A-C4A	2.28	105.55	101.87
31	5	611	CLA	O2A-CGA-CBA	2.28	121.25	112.23
30	Y	601	CHL	C1-C2-C3	2.28	129.99	126.04
31	N	603	CLA	C3C-C4C-NC	-2.28	108.01	110.57
30	4	608	CHL	O2A-CGA-O1A	-2.28	117.84	123.59
31	3	610	CLA	CMB-C2B-C3B	2.28	128.94	124.68
31	n	603	CLA	O1D-CGD-CBD	-2.28	119.82	124.48
31	d	402	CLA	CMD-C2D-C1D	2.28	128.73	124.71
31	s	612	CLA	C2D-C1D-ND	2.28	111.78	110.10
31	16	615	CLA	O2A-CGA-CBA	2.28	121.35	114.03
31	16	604	CLA	O1D-CGD-CBD	-2.28	119.82	124.48
31	c	502	CLA	C3C-C4C-NC	-2.28	108.02	110.57
31	n	610	CLA	C12-C11-C10	-2.28	102.77	113.24
31	y	603	CLA	C12-C11-C10	-2.28	102.77	113.24
30	s	608	CHL	OMC-CMC-C2C	-2.28	120.54	125.69
31	c	508	CLA	O2D-CGD-O1D	-2.28	119.38	123.84
30	6	609	CHL	O2A-CGA-O1A	-2.28	117.84	123.59
30	11	601	CHL	C2A-C1A-CHA	2.28	127.84	123.86
31	3	602	CLA	C3C-C4C-NC	-2.28	108.02	110.57
31	15	604	CLA	O1D-CGD-CBD	-2.28	119.83	124.48
38	A	405	PHO	CMD-C2D-C3D	2.28	128.94	124.68
30	3	607	CHL	CMB-C2B-C1B	-2.28	124.97	128.46
31	6	610	CLA	C12-C11-C10	-2.27	102.79	113.24
31	11	613	CLA	O1D-CGD-CBD	-2.27	119.83	124.48
31	2	604	CLA	C1-C2-C3	2.27	130.43	126.75
30	N	606	CHL	O2A-CGA-O1A	-2.27	117.86	123.59
31	3	604	CLA	C12-C11-C10	-2.27	102.80	113.24
31	16	614	CLA	C3C-C4C-NC	-2.27	108.02	110.57
30	5	608	CHL	C2C-C3C-C4C	2.27	108.11	106.49
31	g	610	CLA	C12-C11-C10	-2.27	102.80	113.24
31	16	615	CLA	O2D-CGD-O1D	-2.27	119.39	123.84
31	G	602	CLA	C12-C11-C10	-2.27	102.80	113.24
31	b	606	CLA	C1-C2-C3	2.27	129.97	126.04
30	N	609	CHL	C2C-C3C-C4C	2.27	108.11	106.49
31	Y	602	CLA	O1D-CGD-CBD	-2.27	119.84	124.48
31	n	603	CLA	C12-C11-C10	-2.27	102.81	113.24
31	g	602	CLA	C12-C11-C10	-2.27	102.81	113.24

Continued on next page...

Continued from previous page...

Mol	Chain	Res	Type	Atoms	Z	Observed(^{o})	Ideal(^{o})
31	Y	602	CLA	C1-C2-C3	2.27	129.97	126.04
33	g	617	LUT	C22-C23-C24	-2.27	109.16	111.74
31	5	604	CLA	CMB-C2B-C3B	2.27	128.92	124.68
30	11	606	CHL	C4D-CHA-C1A	2.27	124.01	121.25
31	6	612	CLA	O1D-CGD-CBD	-2.27	119.84	124.48
30	y	609	CHL	C2A-C3A-C4A	2.27	105.53	101.87
30	r	606	CHL	O1D-CGD-CBD	-2.27	119.84	124.48
30	11	606	CHL	O1D-CGD-CBD	-2.27	119.84	124.48
30	4	605	CHL	C2A-C1A-CHA	2.27	127.82	123.86
38	a	405	PHO	CMD-C2D-C3D	2.27	128.92	124.68
31	2	613	CLA	C3C-C4C-NC	-2.27	108.03	110.57
31	12	602	CLA	C3C-C4C-NC	-2.27	108.03	110.57
31	5	612	CLA	O1D-CGD-CBD	-2.27	119.85	124.48
31	g	602	CLA	O1D-CGD-CBD	-2.27	119.85	124.48
31	y	615	CLA	O1D-CGD-CBD	-2.27	119.85	124.48
32	3	617	LHG	O8-C23-C24	2.27	119.02	111.91
31	Y	614	CLA	C3C-C4C-NC	-2.26	108.03	110.57
31	y	614	CLA	C3C-C4C-NC	-2.26	108.03	110.57
31	r	610	CLA	C12-C11-C10	-2.26	102.84	113.24
30	s	606	CHL	C2A-C3A-C4A	2.26	105.53	101.87
30	G	608	CHL	O2A-CGA-O1A	-2.26	117.88	123.59
31	15	609	CLA	O2A-CGA-O1A	-2.26	117.88	123.59
31	B	606	CLA	C3C-C4C-NC	-2.26	108.03	110.57
30	1	608	CHL	C2A-C3A-C4A	2.26	105.52	101.87
31	14	610	CLA	CMB-C2B-C3B	2.26	128.91	124.68
31	C	502	CLA	C3C-C4C-NC	-2.26	108.03	110.57
31	Y	610	CLA	C3C-C4C-NC	-2.26	108.03	110.57
31	n	610	CLA	O2A-CGA-O1A	-2.26	117.88	123.59
31	G	613	CLA	C12-C11-C10	-2.26	102.84	113.24
31	B	601	CLA	O2D-CGD-O1D	-2.26	119.42	123.84
30	6	606	CHL	O2A-CGA-O1A	-2.26	117.88	123.59
30	G	601	CHL	C2C-C3C-C4C	2.26	108.10	106.49
31	g	611	CLA	C1-C2-C3	2.26	129.95	126.04
31	D	405	CLA	C3C-C4C-NC	-2.26	108.03	110.57
31	y	615	CLA	C3C-C4C-NC	-2.26	108.03	110.57
31	a	407	CLA	O2D-CGD-O1D	-2.26	119.42	123.84
31	D	404	CLA	C3C-C4C-NC	-2.26	108.04	110.57
31	N	614	CLA	C3C-C4C-NC	-2.26	108.04	110.57
31	r	614	CLA	C3C-C4C-NC	-2.26	108.04	110.57
31	3	612	CLA	O1D-CGD-CBD	-2.26	119.86	124.48
31	1	611	CLA	C1-C2-C3	2.26	130.41	126.75
30	5	609	CHL	O2A-CGA-O1A	-2.26	117.89	123.59

Continued on next page...

Continued from previous page...

Mol	Chain	Res	Type	Atoms	Z	Observed(°)	Ideal(°)
31	S	612	CLA	CHD-C1D-ND	-2.26	122.38	124.45
38	a	406	PHO	CMD-C2D-C3D	2.26	128.90	124.68
31	B	616	CLA	O2D-CGD-O1D	-2.26	119.42	123.84
31	N	604	CLA	O2D-CGD-O1D	-2.26	119.42	123.84
31	15	603	CLA	O1D-CGD-CBD	-2.26	119.86	124.48
30	13	605	CHL	O2D-CGD-O1D	-2.26	119.43	123.84
31	b	614	CLA	O1D-CGD-CBD	-2.26	119.87	124.48
31	s	614	CLA	C3C-C4C-NC	-2.26	108.04	110.57
31	b	607	CLA	C12-C11-C10	-2.26	102.87	113.24
31	2	612	CLA	O1D-CGD-CBD	-2.26	119.87	124.48
30	1	601	CHL	C2A-C3A-C4A	2.26	105.51	101.87
31	2	610	CLA	C1-C2-C3	2.26	130.40	126.75
30	15	607	CHL	O2A-CGA-O1A	-2.25	117.90	123.59
30	16	605	CHL	O2D-CGD-O1D	-2.25	119.43	123.84
31	N	610	CLA	C12-C11-C10	-2.25	102.88	113.24
31	Y	611	CLA	C2D-C1D-ND	2.25	111.77	110.10
30	11	607	CHL	O2A-CGA-CBA	2.25	121.27	114.03
31	c	511	CLA	CMB-C2B-C3B	2.25	128.89	124.68
31	y	610	CLA	O1D-CGD-CBD	-2.25	119.88	124.48
31	3	615	CLA	O2A-CGA-CBA	2.25	121.13	112.23
31	3	604	CLA	O1D-CGD-CBD	-2.25	119.88	124.48
30	11	608	CHL	O2A-CGA-CBA	2.25	118.97	111.91
31	B	605	CLA	O1D-CGD-CBD	-2.25	119.88	124.48
31	b	601	CLA	O2D-CGD-O1D	-2.25	119.44	123.84
31	r	604	CLA	C3C-C4C-NC	-2.25	108.05	110.57
31	y	603	CLA	C3C-C4C-NC	-2.25	108.05	110.57
30	1	605	CHL	O2A-CGA-CBA	2.25	121.26	114.03
31	s	612	CLA	O2A-CGA-CBA	2.25	121.26	114.03
31	d	405	CLA	C3C-C4C-NC	-2.25	108.05	110.57
31	S	610	CLA	C1-C2-C3	2.25	129.93	126.04
31	C	509	CLA	C12-C11-C10	-2.25	102.91	113.24
31	6	602	CLA	C3C-C4C-NC	-2.25	108.05	110.57
31	1	612	CLA	C2D-C1D-ND	2.25	111.76	110.10
31	Y	612	CLA	O2A-CGA-O1A	-2.25	117.92	123.59
35	r	616	XAT	O4-C5-C4	-2.25	111.69	113.38
30	3	608	CHL	O1D-CGD-CBD	-2.25	119.89	124.48
31	4	614	CLA	O2A-CGA-CBA	2.25	121.11	112.23
31	Y	604	CLA	O1D-CGD-CBD	-2.25	119.89	124.48
30	13	607	CHL	C2A-C1A-CHA	2.25	127.78	123.86
31	G	602	CLA	C3C-C4C-NC	-2.25	108.05	110.57
30	12	608	CHL	C2A-C3A-C4A	2.24	105.50	101.87
30	1	606	CHL	CMB-C2B-C1B	-2.24	125.01	128.46

Continued on next page...

Continued from previous page...

Mol	Chain	Res	Type	Atoms	Z	Observed(^{o})	Ideal(^{o})
31	B	609	CLA	O1D-CGD-CBD	-2.24	119.89	124.48
32	Y	616	LHG	O8-C23-C24	2.24	118.95	111.91
38	D	402	PHO	CMD-C2D-C3D	2.24	128.88	124.68
31	13	615	CLA	O2A-CGA-CBA	2.24	121.24	114.03
31	A	403	CLA	CMD-C2D-C1D	2.24	128.67	124.71
30	N	608	CHL	C2C-C3C-C4C	2.24	108.09	106.49
30	n	601	CHL	C2C-C3C-C4C	2.24	108.09	106.49
31	2	612	CLA	C2D-C1D-ND	2.24	111.76	110.10
31	s	611	CLA	C1-C2-C3	2.24	129.92	126.04
30	6	607	CHL	OMC-CMC-C2C	-2.24	120.62	125.69
31	4	612	CLA	O2A-CGA-CBA	2.24	121.09	112.23
31	c	503	CLA	O1D-CGD-CBD	-2.24	119.90	124.48
31	13	614	CLA	C3C-C4C-NC	-2.24	108.06	110.57
30	Y	608	CHL	OMC-CMC-C2C	-2.24	120.62	125.69
31	y	611	CLA	C2D-C1D-ND	2.24	111.75	110.10
31	C	503	CLA	C3C-C4C-NC	-2.24	108.06	110.57
31	5	612	CLA	O2A-CGA-CBA	2.24	121.08	112.23
31	y	615	CLA	CMB-C2B-C3B	2.24	128.87	124.68
30	14	606	CHL	O2D-CGD-O1D	-2.24	119.46	123.84
31	1	613	CLA	O2A-CGA-O1A	-2.24	117.94	123.59
31	s	610	CLA	C3C-C4C-NC	-2.24	108.06	110.57
30	n	608	CHL	C2C-C3C-C4C	2.24	108.08	106.49
31	R	613	CLA	O2D-CGD-O1D	-2.24	119.46	123.84
31	C	508	CLA	C3C-C4C-NC	-2.24	108.06	110.57
31	n	614	CLA	C3C-C4C-NC	-2.24	108.06	110.57
31	c	509	CLA	C12-C11-C10	-2.24	102.95	113.24
30	14	608	CHL	C2A-C1A-CHA	2.24	127.77	123.86
32	r	621	LHG	O8-C23-C24	2.24	118.93	111.91
31	4	604	CLA	C1-C2-C3	2.24	130.37	126.75
30	14	609	CHL	C2A-C1A-CHA	2.24	127.77	123.86
31	G	610	CLA	C3C-C4C-NC	-2.24	108.06	110.57
30	6	605	CHL	OMC-CMC-C2C	-2.24	120.63	125.69
30	n	605	CHL	OMC-CMC-C2C	-2.24	120.63	125.69
30	3	607	CHL	OMC-CMC-C2C	-2.24	120.63	125.69
31	B	608	CLA	O2A-CGA-O1A	-2.24	117.95	123.59
31	g	602	CLA	C1-C2-C3	2.24	129.91	126.04
31	S	611	CLA	O2A-CGA-O1A	-2.24	117.95	123.59
30	3	608	CHL	O2D-CGD-O1D	-2.24	119.47	123.84
31	B	607	CLA	C12-C11-C10	-2.24	102.97	113.24
31	1	604	CLA	O1D-CGD-CBD	-2.23	119.91	124.48
32	y	618	LHG	O8-C23-C24	2.23	118.92	111.91
30	2	608	CHL	C2C-C3C-C4C	2.23	108.08	106.49

Continued on next page...

Continued from previous page...

Mol	Chain	Res	Type	Atoms	Z	Observed(^{o})	Ideal(^{o})
30	4	605	CHL	O2A-CGA-CBA	2.23	121.21	114.03
30	6	608	CHL	O1D-CGD-CBD	-2.23	119.91	124.48
31	1	614	CLA	O2A-CGA-CBA	2.23	121.06	112.23
31	Y	603	CLA	C3C-C4C-NC	-2.23	108.07	110.57
30	12	606	CHL	CMB-C2B-C1B	-2.23	125.03	128.46
31	4	603	CLA	C4-C3-C5	-2.23	111.52	115.27
31	15	609	CLA	O2D-CGD-O1D	-2.23	119.47	123.84
31	n	604	CLA	O2D-CGD-O1D	-2.23	119.47	123.84
31	y	612	CLA	C12-C11-C10	-2.23	102.98	113.24
31	b	609	CLA	C3C-C4C-NC	-2.23	108.07	110.57
31	13	602	CLA	C4-C3-C5	-2.23	111.52	115.27
30	R	606	CHL	O2A-CGA-O1A	-2.23	117.96	123.59
31	b	608	CLA	O2A-CGA-O1A	-2.23	117.96	123.59
31	r	602	CLA	O2D-CGD-O1D	-2.23	119.48	123.84
31	5	613	CLA	C3C-C4C-NC	-2.23	108.07	110.57
31	C	505	CLA	C3C-C4C-NC	-2.23	108.07	110.57
31	r	612	CLA	C3C-C4C-NC	-2.23	108.07	110.57
31	4	612	CLA	C2D-C1D-ND	2.23	111.75	110.10
30	11	605	CHL	O2A-CGA-O1A	-2.23	117.96	123.59
31	Y	610	CLA	O1D-CGD-CBD	-2.23	119.92	124.48
30	n	608	CHL	O2A-CGA-O1A	-2.23	117.97	123.59
31	c	511	CLA	O2A-CGA-O1A	-2.23	117.97	123.59
30	3	605	CHL	OMC-CMC-C2C	-2.23	120.65	125.69
31	b	609	CLA	O1D-CGD-CBD	-2.23	119.92	124.48
31	C	503	CLA	C12-C11-C10	-2.23	103.00	113.24
32	d	409	LHG	O8-C23-C24	2.23	118.90	111.91
31	S	614	CLA	C3C-C4C-NC	-2.23	108.07	110.57
31	11	604	CLA	O2A-CGA-CBA	2.23	121.03	112.23
32	y	616	LHG	O8-C23-C24	2.23	118.90	111.91
30	6	601	CHL	C2A-C3A-C4A	2.23	105.47	101.87
31	C	514	CLA	C3C-C4C-NC	-2.23	108.08	110.57
31	13	610	CLA	C12-C11-C10	-2.23	103.01	113.24
31	y	602	CLA	O1D-CGD-CBD	-2.23	119.93	124.48
32	R	619	LHG	O8-C23-C24	2.22	118.89	111.91
30	13	605	CHL	C2A-C3A-C4A	2.22	105.46	101.87
30	3	601	CHL	C2C-C3C-C4C	2.22	108.08	106.49
30	S	607	CHL	C2C-C3C-C4C	2.22	108.08	106.49
31	c	503	CLA	C3C-C4C-NC	-2.22	108.08	110.57
31	Y	612	CLA	C4-C3-C5	-2.22	111.53	115.27
30	13	609	CHL	O2A-CGA-O1A	-2.22	117.98	123.59
31	15	603	CLA	C3C-C4C-NC	-2.22	108.08	110.57
31	6	603	CLA	O1D-CGD-CBD	-2.22	119.94	124.48

Continued on next page...

Continued from previous page...

Mol	Chain	Res	Type	Atoms	Z	Observed(^{o})	Ideal(^{o})
31	s	614	CLA	O1D-CGD-CBD	-2.22	119.94	124.48
33	14	616	LUT	C2-C3-C4	-2.22	107.26	110.30
31	r	610	CLA	C2D-C1D-ND	2.22	111.74	110.10
31	b	608	CLA	C12-C11-C10	-2.22	103.03	113.24
30	5	609	CHL	O2D-CGD-O1D	-2.22	119.50	123.84
31	C	510	CLA	C3C-C4C-NC	-2.22	108.08	110.57
31	16	602	CLA	C12-C11-C10	-2.22	103.03	113.24
32	d	413	LHG	O8-C23-C24	2.22	118.88	111.91
30	r	606	CHL	C4D-CHA-C1A	2.22	123.95	121.25
30	14	605	CHL	OMC-CMC-C2C	-2.22	120.67	125.69
31	S	611	CLA	C2D-C1D-ND	2.22	111.74	110.10
32	D	409	LHG	O8-C23-C24	2.22	118.87	111.91
31	C	503	CLA	O1D-CGD-CBD	-2.22	119.94	124.48
31	y	612	CLA	O1D-CGD-CBD	-2.22	119.94	124.48
31	B	608	CLA	C12-C11-C10	-2.22	103.04	113.24
31	d	405	CLA	O2D-CGD-O1D	-2.22	119.50	123.84
31	r	614	CLA	O2D-CGD-O1D	-2.22	119.50	123.84
30	3	607	CHL	C2A-C1A-CHA	2.22	127.74	123.86
30	4	608	CHL	C2A-C3A-C4A	2.22	105.45	101.87
30	R	605	CHL	C2A-C3A-C4A	2.22	105.45	101.87
31	12	611	CLA	O2A-CGA-CBA	2.22	121.16	114.03
31	15	611	CLA	O2A-CGA-CBA	2.22	121.16	114.03
31	16	610	CLA	C12-C11-C10	-2.22	103.04	113.24
31	R	602	CLA	C12-C11-C10	-2.22	103.04	113.24
31	G	611	CLA	C1-C2-C3	2.22	129.88	126.04
31	3	611	CLA	C4-C3-C5	-2.22	111.54	115.27
31	b	601	CLA	O1D-CGD-CBD	-2.22	119.95	124.48
31	R	614	CLA	C3C-C4C-NC	-2.22	108.08	110.57
31	5	611	CLA	CMB-C2B-C3B	2.22	128.83	124.68
31	4	610	CLA	C12-C11-C10	-2.22	103.05	113.24
30	2	609	CHL	O2D-CGD-O1D	-2.22	119.50	123.84
31	B	608	CLA	O2D-CGD-O1D	-2.22	119.50	123.84
30	1	606	CHL	C2A-C3A-C4A	2.22	105.45	101.87
32	R	618	LHG	O8-C23-C24	2.22	118.86	111.91
30	R	606	CHL	O1D-CGD-CBD	-2.22	119.95	124.48
31	16	614	CLA	O1D-CGD-CBD	-2.21	119.95	124.48
31	n	612	CLA	O2D-CGD-O1D	-2.21	119.51	123.84
30	G	606	CHL	C4D-CHA-C1A	2.21	123.94	121.25
31	R	601	CLA	O1D-CGD-CBD	-2.21	119.95	124.48
31	3	610	CLA	C12-C11-C10	-2.21	103.06	113.24
31	12	603	CLA	C3C-C4C-NC	-2.21	108.09	110.57
30	2	606	CHL	CMB-C2B-C3B	2.21	128.82	124.68

Continued on next page...

Continued from previous page...

Mol	Chain	Res	Type	Atoms	Z	Observed(^{o})	Ideal(^{o})
30	g	608	CHL	O2A-CGA-O1A	-2.21	118.01	123.59
30	R	605	CHL	C2A-C1A-CHA	2.21	127.73	123.86
31	S	602	CLA	C4-C3-C5	-2.21	111.55	115.27
31	C	511	CLA	C3C-C4C-NC	-2.21	108.09	110.57
30	S	607	CHL	O2D-CGD-O1D	-2.21	119.51	123.84
32	D	412	LHG	O8-C23-C24	2.21	118.85	111.91
31	c	512	CLA	C4-C3-C5	-2.21	111.55	115.27
30	n	601	CHL	O2A-CGA-O1A	-2.21	118.01	123.59
30	14	601	CHL	OMC-CMC-C2C	-2.21	120.69	125.69
31	4	602	CLA	C3C-C4C-NC	-2.21	108.09	110.57
31	R	610	CLA	C12-C11-C10	-2.21	103.08	113.24
31	B	601	CLA	C1-C2-C3	2.21	129.87	126.04
31	b	611	CLA	O2A-CGA-O1A	-2.21	118.02	123.59
31	n	602	CLA	C12-C11-C10	-2.21	103.09	113.24
31	A	406	CLA	O1D-CGD-CBD	-2.21	119.96	124.48
31	y	604	CLA	O1D-CGD-CBD	-2.21	119.96	124.48
30	G	607	CHL	C2C-C3C-C4C	2.21	108.06	106.49
31	1	604	CLA	C3C-C4C-NC	-2.21	108.09	110.57
31	5	613	CLA	O1D-CGD-CBD	-2.21	119.97	124.48
32	G	615	LHG	O8-C23-C24	2.21	118.83	111.91
30	Y	601	CHL	O2A-CGA-O1A	-2.21	118.02	123.59
31	c	505	CLA	C3C-C4C-NC	-2.21	108.10	110.57
31	y	610	CLA	C3C-C4C-NC	-2.21	108.10	110.57
31	5	602	CLA	CMB-C2B-C3B	2.21	128.81	124.68
30	14	607	CHL	C2C-C3C-C4C	2.21	108.06	106.49
31	N	614	CLA	O1D-CGD-CBD	-2.21	119.97	124.48
31	b	601	CLA	C3C-C4C-NC	-2.21	108.10	110.57
31	c	511	CLA	C3C-C4C-NC	-2.21	108.10	110.57
30	16	609	CHL	O1D-CGD-CBD	-2.21	119.97	124.48
31	Y	611	CLA	O1D-CGD-CBD	-2.21	119.97	124.48
31	C	512	CLA	C4-C3-C5	-2.20	111.56	115.27
31	B	601	CLA	O1D-CGD-CBD	-2.20	119.97	124.48
31	A	403	CLA	C12-C11-C10	-2.20	103.11	113.24
30	N	608	CHL	O2A-CGA-O1A	-2.20	118.03	123.59
31	g	610	CLA	C3C-C4C-NC	-2.20	108.10	110.57
31	r	603	CLA	C3C-C4C-NC	-2.20	108.10	110.57
30	4	601	CHL	C4D-CHA-C1A	2.20	123.93	121.25
31	N	603	CLA	O1D-CGD-CBD	-2.20	119.97	124.48
30	6	607	CHL	O2A-CGA-O1A	-2.20	118.03	123.59
30	12	607	CHL	O2A-CGA-O1A	-2.20	118.03	123.59
31	13	614	CLA	O1D-CGD-CBD	-2.20	119.98	124.48
31	a	407	CLA	O1D-CGD-CBD	-2.20	119.98	124.48

Continued on next page...

Continued from previous page...

Mol	Chain	Res	Type	Atoms	Z	Observed(^{o})	Ideal(^{o})
31	N	614	CLA	O2A-CGA-CBA	2.20	121.11	114.03
32	a	414	LHG	O8-C23-C24	2.20	118.82	111.91
30	3	605	CHL	C4D-CHA-C1A	2.20	123.93	121.25
31	11	613	CLA	C3C-C4C-NC	-2.20	108.10	110.57
31	n	610	CLA	C3C-C4C-NC	-2.20	108.10	110.57
31	B	615	CLA	C2D-C1D-ND	2.20	111.73	110.10
30	2	609	CHL	O2A-CGA-O1A	-2.20	118.03	123.59
31	16	611	CLA	O1D-CGD-CBD	-2.20	119.98	124.48
30	4	607	CHL	C2C-C3C-C4C	2.20	108.06	106.49
30	15	606	CHL	C2C-C3C-C4C	2.20	108.06	106.49
30	R	607	CHL	C2C-C3C-C4C	2.20	108.06	106.49
30	3	607	CHL	O1D-CGD-CBD	-2.20	119.98	124.48
30	N	605	CHL	OMC-CMC-C2C	-2.20	120.71	125.69
30	6	608	CHL	O2D-CGD-O1D	-2.20	119.54	123.84
31	D	405	CLA	O2D-CGD-O1D	-2.20	119.54	123.84
31	S	610	CLA	C3C-C4C-NC	-2.20	108.10	110.57
30	S	606	CHL	C2A-C3A-C4A	2.20	105.42	101.87
31	c	513	CLA	C2D-C1D-ND	2.20	111.72	110.10
31	B	611	CLA	O2A-CGA-O1A	-2.20	118.04	123.59
30	5	605	CHL	OMC-CMC-C2C	-2.20	120.72	125.69
31	15	602	CLA	O2D-CGD-O1D	-2.20	119.54	123.84
31	C	511	CLA	O2A-CGA-O1A	-2.20	118.05	123.59
30	1	601	CHL	C2A-C1A-CHA	2.20	127.70	123.86
31	c	510	CLA	C3C-C4C-NC	-2.20	108.11	110.57
31	2	613	CLA	O1D-CGD-CBD	-2.20	119.99	124.48
31	G	602	CLA	O1D-CGD-CBD	-2.20	119.99	124.48
30	13	609	CHL	C2A-C3A-C4A	2.20	105.42	101.87
30	14	606	CHL	C4D-CHA-C1A	2.20	123.92	121.25
30	13	601	CHL	O1D-CGD-CBD	-2.20	119.99	124.48
31	5	610	CLA	O2D-CGD-O1D	-2.20	119.55	123.84
31	b	608	CLA	O2D-CGD-O1D	-2.20	119.55	123.84
31	B	606	CLA	C4-C3-C5	-2.20	111.58	115.27
31	R	614	CLA	CMB-C2B-C3B	2.20	128.78	124.68
31	16	602	CLA	C4-C3-C5	-2.19	111.58	115.27
31	15	612	CLA	C3C-C4C-NC	-2.19	108.11	110.57
31	R	604	CLA	C3C-C4C-NC	-2.19	108.11	110.57
31	S	602	CLA	O1D-CGD-CBD	-2.19	120.00	124.48
31	y	612	CLA	O2A-CGA-O1A	-2.19	118.06	123.59
31	15	604	CLA	CMB-C2B-C3B	2.19	128.78	124.68
31	1	602	CLA	C4-C3-C5	-2.19	111.58	115.27
31	n	613	CLA	O1D-CGD-CBD	-2.19	120.00	124.48
30	1	605	CHL	O1D-CGD-CBD	-2.19	120.00	124.48

Continued on next page...

Continued from previous page...

Mol	Chain	Res	Type	Atoms	Z	Observed(^{o})	Ideal(^{o})
30	14	601	CHL	C2C-C3C-C4C	2.19	108.05	106.49
30	16	605	CHL	O2A-CGA-O1A	-2.19	118.06	123.59
31	A	406	CLA	O2D-CGD-O1D	-2.19	119.56	123.84
30	11	601	CHL	OMC-CMC-C2C	-2.19	120.73	125.69
31	d	402	CLA	C12-C11-C10	-2.19	103.17	113.24
31	2	602	CLA	CMB-C2B-C3B	2.19	128.77	124.68
31	r	614	CLA	CMB-C2B-C3B	2.19	128.77	124.68
30	2	605	CHL	C2A-C3A-C4A	2.19	105.41	101.87
30	1	608	CHL	C2A-C1A-CHA	2.19	127.69	123.86
30	g	601	CHL	O2D-CGD-O1D	-2.19	119.56	123.84
31	y	603	CLA	O2D-CGD-O1D	-2.19	119.56	123.84
30	6	607	CHL	C2A-C1A-CHA	2.19	127.69	123.86
30	3	605	CHL	O2A-CGA-O1A	-2.19	118.07	123.59
31	s	614	CLA	C12-C11-C10	-2.19	103.19	113.24
30	G	601	CHL	O2D-CGD-O1D	-2.19	119.56	123.84
31	B	607	CLA	C3C-C4C-NC	-2.19	108.12	110.57
31	B	609	CLA	C3C-C4C-NC	-2.19	108.12	110.57
31	Y	615	CLA	CMB-C2B-C3B	2.19	128.77	124.68
30	1	605	CHL	C2A-C1A-CHA	2.19	127.68	123.86
31	B	616	CLA	O2A-CGA-O1A	-2.19	118.07	123.59
31	13	604	CLA	O1D-CGD-CBD	-2.19	120.01	124.48
31	R	608	CLA	C2D-C1D-ND	2.19	111.72	110.10
30	S	601	CHL	C2A-C3A-C4A	2.19	105.40	101.87
30	2	605	CHL	OMC-CMC-C2C	-2.19	120.75	125.69
30	14	607	CHL	O1D-CGD-CBD	-2.19	120.01	124.48
31	Y	613	CLA	C4-C3-C5	-2.19	111.59	115.27
31	B	613	CLA	C12-C11-C10	-2.18	103.20	113.24
32	Y	618	LHG	O8-C23-C24	2.18	118.76	111.91
31	16	603	CLA	C1-C2-C3	2.18	129.82	126.04
30	s	607	CHL	C2C-C3C-C4C	2.18	108.05	106.49
31	14	603	CLA	C3C-C4C-NC	-2.18	108.12	110.57
31	R	609	CLA	O2A-CGA-O1A	-2.18	118.08	123.59
30	15	606	CHL	O2D-CGD-O1D	-2.18	119.57	123.84
30	r	606	CHL	C2A-C1A-CHA	2.18	127.68	123.86
31	2	604	CLA	CMB-C2B-C3B	2.18	128.76	124.68
31	b	613	CLA	C12-C11-C10	-2.18	103.21	113.24
32	6	617	LHG	O8-C23-C24	2.18	118.76	111.91
31	B	613	CLA	C3C-C4C-NC	-2.18	108.12	110.57
31	r	612	CLA	O2A-CGA-O1A	-2.18	118.09	123.59
31	S	603	CLA	C3C-C4C-NC	-2.18	108.12	110.57
32	a	413	LHG	O8-C23-C24	2.18	118.75	111.91
31	G	604	CLA	CMB-C2B-C3B	2.18	128.76	124.68

Continued on next page...

Continued from previous page...

Mol	Chain	Res	Type	Atoms	Z	Observed(^{o})	Ideal(^{o})
31	15	610	CLA	C3C-C4C-NC	-2.18	108.13	110.57
30	G	609	CHL	O2D-CGD-O1D	-2.18	119.58	123.84
31	N	602	CLA	CMB-C2B-C3B	2.18	128.76	124.68
30	N	608	CHL	OMC-CMC-C2C	-2.18	120.76	125.69
32	14	615	LHG	O8-C23-C24	2.18	118.75	111.91
30	3	607	CHL	O2A-CGA-O1A	-2.18	118.09	123.59
30	G	605	CHL	OMC-CMC-C2C	-2.18	120.76	125.69
30	6	605	CHL	C4D-CHA-C1A	2.18	123.90	121.25
30	R	606	CHL	C4D-CHA-C1A	2.18	123.90	121.25
31	11	610	CLA	O1D-CGD-CBD	-2.18	120.03	124.48
31	s	611	CLA	C2D-C1D-ND	2.18	111.71	110.10
31	b	606	CLA	O2D-CGD-O1D	-2.18	119.58	123.84
31	C	508	CLA	O1D-CGD-CBD	-2.18	120.03	124.48
31	y	611	CLA	O1D-CGD-CBD	-2.18	120.03	124.48
30	14	606	CHL	O2A-CGA-CBA	2.18	120.83	112.23
31	C	503	CLA	O2D-CGD-O1D	-2.18	119.58	123.84
31	16	602	CLA	O1D-CGD-CBD	-2.18	120.03	124.48
31	13	613	CLA	C3C-C4C-NC	-2.18	108.13	110.57
31	N	612	CLA	C2D-C1D-ND	2.18	111.71	110.10
31	c	511	CLA	O1D-CGD-CBD	-2.18	120.03	124.48
31	n	614	CLA	O1D-CGD-CBD	-2.18	120.03	124.48
30	3	601	CHL	C2A-C3A-C4A	2.18	105.38	101.87
30	n	608	CHL	OMC-CMC-C2C	-2.18	120.77	125.69
30	1	608	CHL	C2C-C3C-C4C	2.18	108.04	106.49
30	6	601	CHL	C2C-C3C-C4C	2.18	108.04	106.49
31	Y	612	CLA	O1D-CGD-CBD	-2.18	120.03	124.48
31	B	615	CLA	O2D-CGD-O1D	-2.18	119.58	123.84
31	s	612	CLA	O2D-CGD-O1D	-2.18	119.58	123.84
31	B	606	CLA	C12-C11-C10	-2.18	103.24	113.24
31	C	505	CLA	O2D-CGD-O1D	-2.17	119.59	123.84
31	R	603	CLA	O2D-CGD-O1D	-2.17	119.59	123.84
31	Y	614	CLA	O1D-CGD-CBD	-2.17	120.03	124.48
31	y	611	CLA	O2D-CGD-O1D	-2.17	119.59	123.84
30	y	608	CHL	OMC-CMC-C2C	-2.17	120.77	125.69
32	R	621	LHG	O8-C23-C24	2.17	118.73	111.91
30	R	605	CHL	O2D-CGD-O1D	-2.17	119.59	123.84
30	y	606	CHL	O2A-CGA-O1A	-2.17	118.11	123.59
31	c	503	CLA	O2D-CGD-O1D	-2.17	119.59	123.84
31	16	613	CLA	C3C-C4C-NC	-2.17	108.14	110.57
31	N	610	CLA	C3C-C4C-NC	-2.17	108.14	110.57
30	y	607	CHL	C2A-C1A-CHA	2.17	127.66	123.86
32	11	615	LHG	O8-C23-C24	2.17	118.72	111.91

Continued on next page...

Continued from previous page...

Mol	Chain	Res	Type	Atoms	Z	Observed(^{o})	Ideal(^{o})
30	Y	607	CHL	O2D-CGD-O1D	-2.17	119.59	123.84
31	b	606	CLA	C12-C11-C10	-2.17	103.26	113.24
31	b	613	CLA	C3C-C4C-NC	-2.17	108.14	110.57
30	11	607	CHL	O2D-CGD-O1D	-2.17	119.59	123.84
31	b	615	CLA	O2D-CGD-O1D	-2.17	119.59	123.84
31	c	505	CLA	O2D-CGD-O1D	-2.17	119.59	123.84
31	3	604	CLA	C3C-C4C-NC	-2.17	108.14	110.57
31	5	603	CLA	C3C-C4C-NC	-2.17	108.14	110.57
30	1	607	CHL	C2C-C3C-C4C	2.17	108.04	106.49
30	13	608	CHL	C2C-C3C-C4C	2.17	108.04	106.49
31	C	504	CLA	O1D-CGD-CBD	-2.17	120.05	124.48
31	Y	603	CLA	O2D-CGD-O1D	-2.17	119.60	123.84
30	G	606	CHL	O2A-CGA-CBA	2.17	120.80	112.23
31	4	603	CLA	C3C-C4C-NC	-2.17	108.14	110.57
30	2	605	CHL	O2A-CGA-CBA	2.17	121.00	114.03
31	y	612	CLA	C1-C2-C3	2.17	129.79	126.04
30	N	601	CHL	O2A-CGA-O1A	-2.17	118.12	123.59
30	2	609	CHL	O1D-CGD-CBD	-2.17	120.05	124.48
31	2	612	CLA	O2A-CGA-CBA	2.17	120.80	112.23
31	2	603	CLA	C3C-C4C-NC	-2.17	108.14	110.57
31	12	610	CLA	C3C-C4C-NC	-2.17	108.14	110.57
31	b	606	CLA	C3C-C4C-NC	-2.17	108.14	110.57
31	g	602	CLA	C3C-C4C-NC	-2.17	108.14	110.57
30	G	606	CHL	C2A-C3A-C4A	2.17	105.37	101.87
31	5	610	CLA	CMB-C2B-C3B	2.17	128.73	124.68
31	C	513	CLA	C2D-C1D-ND	2.17	111.70	110.10
31	R	610	CLA	C2D-C1D-ND	2.17	111.70	110.10
30	12	608	CHL	O1D-CGD-CBD	-2.17	120.05	124.48
30	r	605	CHL	C2A-C1A-CHA	2.17	127.65	123.86
30	5	605	CHL	O2A-CGA-CBA	2.17	120.99	114.03
31	Y	612	CLA	C1-C2-C3	2.17	129.79	126.04
30	G	609	CHL	O1D-CGD-CBD	-2.17	120.05	124.48
31	2	602	CLA	C4-C3-C5	-2.17	111.63	115.27
31	3	610	CLA	C3C-C4C-NC	-2.16	108.14	110.57
31	6	604	CLA	C3C-C4C-NC	-2.16	108.14	110.57
30	y	606	CHL	OMC-CMC-C2C	-2.16	120.79	125.69
30	G	605	CHL	C2C-C3C-C4C	2.16	108.03	106.49
31	4	613	CLA	O1D-CGD-CBD	-2.16	120.06	124.48
31	4	613	CLA	C3C-C4C-NC	-2.16	108.14	110.57
31	y	613	CLA	C3C-C4C-NC	-2.16	108.14	110.57
31	b	611	CLA	C12-C11-C10	-2.16	103.30	113.24
30	r	606	CHL	O2A-CGA-O1A	-2.16	118.13	123.59

Continued on next page...

Continued from previous page...

Mol	Chain	Res	Type	Atoms	Z	Observed(^{o})	Ideal(^{o})
31	6	611	CLA	O1D-CGD-CBD	-2.16	120.06	124.48
31	12	604	CLA	O1D-CGD-CBD	-2.16	120.06	124.48
30	Y	605	CHL	C2A-C1A-CHA	2.16	127.64	123.86
30	2	606	CHL	O2A-CGA-CBA	2.16	120.98	114.03
31	R	602	CLA	C3C-C4C-NC	-2.16	108.15	110.57
31	n	603	CLA	C3C-C4C-NC	-2.16	108.15	110.57
32	A	413	LHG	O8-C23-C24	2.16	118.69	111.91
30	s	601	CHL	C2A-C3A-C4A	2.16	105.36	101.87
30	y	607	CHL	C2C-C3C-C4C	2.16	108.03	106.49
30	g	605	CHL	OMC-CMC-C2C	-2.16	120.80	125.69
31	n	602	CLA	O1D-CGD-CBD	-2.16	120.06	124.48
30	13	607	CHL	O2D-CGD-O1D	-2.16	119.61	123.84
31	B	601	CLA	C3C-C4C-NC	-2.16	108.15	110.57
31	r	602	CLA	C3C-C4C-NC	-2.16	108.15	110.57
30	1	605	CHL	O2D-CGD-O1D	-2.16	119.61	123.84
30	11	609	CHL	OMC-CMC-C2C	-2.16	120.80	125.69
31	B	610	CLA	C4-C3-C5	-2.16	111.64	115.27
31	16	610	CLA	C2A-C1A-CHA	2.16	127.64	123.86
30	14	609	CHL	C2A-C3A-C4A	2.16	105.36	101.87
31	R	612	CLA	O1D-CGD-CBD	-2.16	120.07	124.48
31	g	604	CLA	O2D-CGD-O1D	-2.16	119.62	123.84
31	12	612	CLA	C2A-C1A-CHA	2.16	127.63	123.86
31	C	502	CLA	CMB-C2B-C3B	2.16	128.72	124.68
31	g	604	CLA	CMB-C2B-C3B	2.16	128.72	124.68
31	16	603	CLA	C3C-C4C-NC	-2.16	108.15	110.57
31	c	503	CLA	C1-C2-C3	2.16	129.78	126.04
31	g	612	CLA	C2D-C1D-ND	2.16	111.69	110.10
30	g	601	CHL	O2A-CGA-O1A	-2.16	118.15	123.59
30	12	608	CHL	O2D-CGD-O1D	-2.16	119.62	123.84
30	2	606	CHL	O2D-CGD-O1D	-2.16	119.62	123.84
31	A	403	CLA	C4-C3-C5	-2.16	111.64	115.27
30	R	606	CHL	C2A-C1A-CHA	2.16	127.63	123.86
30	16	608	CHL	OMC-CMC-C2C	-2.16	120.81	125.69
31	4	610	CLA	C4-C3-C5	-2.16	111.64	115.27
30	15	608	CHL	O2D-CGD-O1D	-2.16	119.62	123.84
31	4	602	CLA	O1D-CGD-CBD	-2.16	120.07	124.48
31	1	602	CLA	C3C-C4C-NC	-2.16	108.15	110.57
31	C	508	CLA	CMB-C2B-C3B	2.16	128.71	124.68
31	c	502	CLA	CMB-C2B-C3B	2.16	128.71	124.68
30	R	606	CHL	C2A-C3A-C4A	2.16	105.35	101.87
31	r	604	CLA	O2D-CGD-O1D	-2.15	119.62	123.84
30	S	601	CHL	O2A-CGA-CBA	2.15	120.95	114.03

Continued on next page...

Continued from previous page...

Mol	Chain	Res	Type	Atoms	Z	Observed(°)	Ideal(°)
30	s	608	CHL	C4D-CHA-C1A	2.15	123.87	121.25
31	s	605	CLA	C1-C2-C3	2.15	130.24	126.75
31	S	604	CLA	C1-C2-C3	2.15	129.77	126.04
30	14	608	CHL	C4D-CHA-C1A	2.15	123.87	121.25
32	r	618	LHG	O8-C23-C24	2.15	118.67	111.91
31	B	611	CLA	C12-C11-C10	-2.15	103.34	113.24
30	g	607	CHL	C2C-C3C-C4C	2.15	108.02	106.49
30	g	609	CHL	O2D-CGD-O1D	-2.15	119.63	123.84
31	b	610	CLA	C4-C3-C5	-2.15	111.65	115.27
30	15	608	CHL	O1D-CGD-CBD	-2.15	120.08	124.48
30	16	601	CHL	C2A-C1A-CHA	2.15	127.62	123.86
30	5	605	CHL	C2A-C3A-C4A	2.15	105.35	101.87
31	15	604	CLA	C3C-C4C-NC	-2.15	108.16	110.57
31	12	613	CLA	O1D-CGD-CBD	-2.15	120.08	124.48
31	C	505	CLA	CMB-C2B-C3B	2.15	128.71	124.68
30	5	601	CHL	C2C-C3C-C4C	2.15	108.02	106.49
32	D	408	LHG	O8-C23-C24	2.15	118.66	111.91
31	6	615	CLA	O2D-CGD-O1D	-2.15	119.63	123.84
31	Y	604	CLA	O2D-CGD-O1D	-2.15	119.63	123.84
30	5	607	CHL	O2A-CGA-O1A	-2.15	118.16	123.59
30	s	601	CHL	O2A-CGA-CBA	2.15	120.94	114.03
30	11	606	CHL	O2A-CGA-CBA	2.15	120.73	112.23
31	n	610	CLA	O1D-CGD-CBD	-2.15	120.08	124.48
31	n	615	CLA	O1D-CGD-CBD	-2.15	120.08	124.48
30	1	606	CHL	C2A-C1A-CHA	2.15	127.62	123.86
30	6	608	CHL	OMC-CMC-C2C	-2.15	120.83	125.69
31	11	602	CLA	C3C-C4C-NC	-2.15	108.16	110.57
31	Y	611	CLA	O2D-CGD-O1D	-2.15	119.64	123.84
31	4	604	CLA	C3C-C4C-NC	-2.15	108.16	110.57
30	S	608	CHL	C2A-C1A-CHA	2.15	127.62	123.86
30	N	609	CHL	OMC-CMC-C2C	-2.15	120.83	125.69
30	13	608	CHL	OMC-CMC-C2C	-2.15	120.83	125.69
31	11	604	CLA	O1D-CGD-CBD	-2.15	120.09	124.48
30	2	606	CHL	O1D-CGD-CBD	-2.15	120.09	124.48
31	C	511	CLA	O1D-CGD-CBD	-2.15	120.09	124.48
30	13	606	CHL	O2A-CGA-O1A	-2.15	118.17	123.59
31	G	612	CLA	C2D-C1D-ND	2.15	111.69	110.10
31	d	404	CLA	CMD-C2D-C1D	2.15	128.50	124.71
31	14	604	CLA	O1D-CGD-CBD	-2.15	120.09	124.48
30	Y	606	CHL	O2A-CGA-O1A	-2.15	118.17	123.59
31	S	612	CLA	O2D-CGD-O1D	-2.15	119.64	123.84
31	c	513	CLA	O1D-CGD-CBD	-2.15	120.09	124.48

Continued on next page...

Continued from previous page...

Mol	Chain	Res	Type	Atoms	Z	Observed(^{o})	Ideal(^{o})
31	11	602	CLA	O2D-CGD-O1D	-2.15	119.64	123.84
31	B	613	CLA	CMB-C2B-C3B	2.15	128.69	124.68
32	1	615	LHG	O8-C23-C24	2.15	118.64	111.91
32	d	408	LHG	O8-C23-C24	2.14	118.64	111.91
30	1	601	CHL	C4D-CHA-C1A	2.14	123.86	121.25
30	4	601	CHL	C2A-C1A-CHA	2.14	127.61	123.86
30	4	607	CHL	C2A-C3A-C4A	2.14	105.33	101.87
31	16	610	CLA	CMB-C2B-C3B	2.14	128.69	124.68
30	14	607	CHL	O2D-CGD-O1D	-2.14	119.65	123.84
31	c	504	CLA	O1D-CGD-CBD	-2.14	120.10	124.48
31	B	615	CLA	C4-C3-C5	-2.14	111.67	115.27
31	b	610	CLA	O2D-CGD-O1D	-2.14	119.65	123.84
32	A	415	LHG	O8-C23-C24	2.14	118.63	111.91
31	y	613	CLA	C4-C3-C5	-2.14	111.67	115.27
31	13	610	CLA	C2A-C1A-CHA	2.14	127.61	123.86
30	4	601	CHL	OMC-CMC-C2C	-2.14	120.84	125.69
31	R	612	CLA	C1-C2-C3	2.14	130.22	126.75
31	b	607	CLA	C3C-C4C-NC	-2.14	108.17	110.57
31	c	505	CLA	CMB-C2B-C3B	2.14	128.69	124.68
30	12	601	CHL	O2A-CGA-O1A	-2.14	118.19	123.59
30	Y	609	CHL	C2A-C3A-C4A	2.14	105.33	101.87
31	6	610	CLA	CMB-C2B-C3B	2.14	128.68	124.68
30	5	605	CHL	C2C-C3C-C4C	2.14	108.02	106.49
30	g	605	CHL	C2C-C3C-C4C	2.14	108.02	106.49
31	d	402	CLA	C4-C3-C5	-2.14	111.67	115.27
32	n	616	LHG	O8-C23-C24	2.14	118.62	111.91
31	b	615	CLA	C4-C3-C5	-2.14	111.67	115.27
31	16	615	CLA	C3C-C4C-NC	-2.14	108.17	110.57
31	N	615	CLA	C3C-C4C-NC	-2.14	108.17	110.57
30	16	609	CHL	O2D-CGD-O1D	-2.14	119.66	123.84
31	y	613	CLA	C2A-C1A-CHA	2.14	127.60	123.86
30	12	606	CHL	C2C-C3C-C4C	2.14	108.01	106.49
31	b	601	CLA	C1-C2-C3	2.14	129.74	126.04
30	15	601	CHL	O2A-CGA-O1A	-2.14	118.19	123.59
31	1	603	CLA	O2A-CGA-O1A	-2.14	118.19	123.59
31	12	613	CLA	C3C-C4C-NC	-2.14	108.17	110.57
31	b	610	CLA	C3C-C4C-NC	-2.14	108.17	110.57
30	11	607	CHL	C4D-CHA-C1A	2.14	123.85	121.25
31	2	612	CLA	CMB-C2B-C3B	2.14	128.68	124.68
30	1	601	CHL	OMC-CMC-C2C	-2.14	120.85	125.69
30	Y	607	CHL	C2A-C1A-CHA	2.14	127.60	123.86
31	3	612	CLA	C4-C3-C5	-2.14	111.67	115.27

Continued on next page...

Continued from previous page...

Mol	Chain	Res	Type	Atoms	Z	Observed(^{o})	Ideal(^{o})
31	b	613	CLA	CMB-C2B-C3B	2.14	128.68	124.68
32	r	619	LHG	O8-C23-C24	2.14	118.61	111.91
31	C	513	CLA	O1D-CGD-CBD	-2.14	120.11	124.48
30	16	608	CHL	C2C-C3C-C4C	2.14	108.01	106.49
31	r	609	CLA	C4-C3-C5	-2.14	111.68	115.27
31	1	610	CLA	O2A-CGA-O1A	-2.14	118.20	123.59
31	g	613	CLA	C12-C11-C10	-2.14	103.42	113.24
31	a	403	CLA	C12-C11-C10	-2.14	103.42	113.24
30	2	607	CHL	O2A-CGA-O1A	-2.14	118.20	123.59
31	R	604	CLA	O2D-CGD-O1D	-2.14	119.66	123.84
30	11	607	CHL	OMC-CMC-C2C	-2.14	120.86	125.69
31	b	611	CLA	C3C-C4C-NC	-2.14	108.18	110.57
30	1	605	CHL	C2C-C3C-C4C	2.14	108.01	106.49
31	14	614	CLA	O1D-CGD-CBD	-2.13	120.12	124.48
31	S	609	CLA	O1D-CGD-CBD	-2.13	120.12	124.48
31	1	603	CLA	C3C-C4C-NC	-2.13	108.18	110.57
31	15	602	CLA	C3C-C4C-NC	-2.13	108.18	110.57
31	n	612	CLA	C2D-C1D-ND	2.13	111.68	110.10
31	4	603	CLA	C1-C2-C3	2.13	129.73	126.04
32	a	401	LHG	O8-C23-C24	2.13	118.60	111.91
31	A	402	CLA	C3C-C4C-NC	-2.13	108.18	110.57
31	n	615	CLA	C3C-C4C-NC	-2.13	108.18	110.57
30	y	609	CHL	O2A-CGA-O1A	-2.13	118.21	123.59
30	r	606	CHL	C2A-C3A-C4A	2.13	105.31	101.87
31	12	604	CLA	C3C-C4C-NC	-2.13	108.18	110.57
31	s	602	CLA	O2D-CGD-O1D	-2.13	119.67	123.84
31	C	509	CLA	C2D-C1D-ND	2.13	111.67	110.10
31	s	605	CLA	O2A-CGA-O1A	-2.13	118.21	123.59
31	B	606	CLA	O2D-CGD-O1D	-2.13	119.67	123.84
30	N	601	CHL	OMC-CMC-C2C	-2.13	120.87	125.69
30	15	606	CHL	O1D-CGD-CBD	-2.13	120.12	124.48
31	c	507	CLA	C12-C11-C10	-2.13	103.45	113.24
31	B	610	CLA	O2D-CGD-O1D	-2.13	119.67	123.84
30	15	607	CHL	C2C-C3C-C4C	2.13	108.01	106.49
32	N	616	LHG	O8-C23-C24	2.13	118.59	111.91
31	6	610	CLA	CMD-C2D-C1D	2.13	128.46	124.71
31	G	612	CLA	O2D-CGD-O1D	-2.13	119.68	123.84
31	R	602	CLA	O2D-CGD-O1D	-2.13	119.68	123.84
30	Y	607	CHL	C2C-C3C-C4C	2.13	108.01	106.49
31	3	614	CLA	C3C-C4C-NC	-2.13	108.19	110.57
30	N	608	CHL	O1D-CGD-CBD	-2.13	120.13	124.48
30	n	601	CHL	OMC-CMC-C2C	-2.13	120.88	125.69

Continued on next page...

Continued from previous page...

Mol	Chain	Res	Type	Atoms	Z	Observed(^{o})	Ideal(^{o})
31	c	504	CLA	O2A-CGA-O1A	-2.13	118.22	123.59
30	11	601	CHL	C2C-C3C-C4C	2.13	108.00	106.49
31	B	614	CLA	O2D-CGD-O1D	-2.13	119.68	123.84
31	b	606	CLA	CMB-C2B-C3B	2.13	128.66	124.68
30	s	606	CHL	O2A-CGA-O1A	-2.13	118.23	123.59
31	6	602	CLA	O2A-CGA-O1A	-2.13	118.23	123.59
31	g	612	CLA	O2D-CGD-O1D	-2.13	119.68	123.84
30	Y	609	CHL	O2A-CGA-O1A	-2.13	118.23	123.59
31	Y	612	CLA	O2D-CGD-O1D	-2.12	119.68	123.84
30	n	609	CHL	O2A-CGA-O1A	-2.12	118.23	123.59
31	R	602	CLA	O2A-CGA-O1A	-2.12	118.23	123.59
31	3	614	CLA	O1D-CGD-CBD	-2.12	120.14	124.48
31	y	604	CLA	O2D-CGD-O1D	-2.12	119.69	123.84
30	4	609	CHL	O2A-CGA-O1A	-2.12	118.23	123.59
31	B	602	CLA	C2D-C1D-ND	2.12	111.67	110.10
30	g	609	CHL	O1D-CGD-CBD	-2.12	120.14	124.48
31	b	614	CLA	O2D-CGD-O1D	-2.12	119.69	123.84
31	C	504	CLA	O2A-CGA-O1A	-2.12	118.23	123.59
30	2	605	CHL	C2C-C3C-C4C	2.12	108.00	106.49
30	14	609	CHL	O1D-CGD-CBD	-2.12	120.14	124.48
31	C	503	CLA	C1-C2-C3	2.12	129.71	126.04
31	B	610	CLA	CMB-C2B-C3B	2.12	128.65	124.68
30	5	609	CHL	O1D-CGD-CBD	-2.12	120.14	124.48
30	6	607	CHL	O1D-CGD-CBD	-2.12	120.14	124.48
30	n	605	CHL	C2C-C3C-C4C	2.12	108.00	106.49
30	6	605	CHL	O1D-CGD-CBD	-2.12	120.14	124.48
30	16	605	CHL	O1D-CGD-CBD	-2.12	120.14	124.48
31	c	504	CLA	C2D-C1D-ND	2.12	111.67	110.10
31	A	403	CLA	CMB-C2B-C3B	2.12	128.65	124.68
31	13	611	CLA	O1D-CGD-CBD	-2.12	120.14	124.48
31	s	613	CLA	C3C-C4C-NC	-2.12	108.19	110.57
30	11	601	CHL	C4D-CHA-C1A	2.12	123.83	121.25
30	3	608	CHL	OMC-CMC-C2C	-2.12	120.89	125.69
31	5	612	CLA	C2D-C1D-ND	2.12	111.67	110.10
31	s	603	CLA	O2D-CGD-O1D	-2.12	119.69	123.84
30	4	608	CHL	C2A-C1A-CHA	2.12	127.56	123.86
31	13	603	CLA	C3C-C4C-NC	-2.12	108.19	110.57
31	14	602	CLA	C3C-C4C-NC	-2.12	108.19	110.57
31	B	614	CLA	C3C-C4C-NC	-2.12	108.19	110.57
30	6	608	CHL	C2C-C3C-C4C	2.12	108.00	106.49
30	Y	609	CHL	C2A-C1A-CHA	2.12	127.56	123.86
32	Y	617	LHG	O8-C23-C24	2.12	118.56	111.91

Continued on next page...

Continued from previous page...

Mol	Chain	Res	Type	Atoms	Z	Observed(^{o})	Ideal(^{o})
31	y	614	CLA	O1D-CGD-CBD	-2.12	120.15	124.48
31	3	602	CLA	CMD-C2D-C1D	2.12	128.45	124.71
31	6	612	CLA	C4-C3-C5	-2.12	111.71	115.27
31	n	613	CLA	C1-C2-C3	2.12	129.71	126.04
30	Y	606	CHL	C2A-C1A-CHA	2.12	127.56	123.86
31	16	615	CLA	CMB-C2B-C3B	2.12	128.64	124.68
32	a	411	LHG	O8-C23-C24	2.12	118.55	111.91
30	s	601	CHL	OMC-CMC-C2C	-2.12	120.90	125.69
31	s	610	CLA	CMB-C2B-C3B	2.12	128.64	124.68
49	f	101	HEM	CMC-C2C-C3C	2.12	128.64	124.68
31	3	613	CLA	C3C-C4C-NC	-2.12	108.20	110.57
31	14	603	CLA	O1D-CGD-CBD	-2.12	120.15	124.48
31	15	613	CLA	CMD-C2D-C1D	2.12	128.44	124.71
32	6	616	LHG	O8-C23-C24	2.12	118.55	111.91
31	B	601	CLA	CMB-C2B-C3B	2.12	128.64	124.68
30	r	607	CHL	C2C-C3C-C4C	2.12	108.00	106.49
31	B	606	CLA	CMB-C2B-C3B	2.11	128.63	124.68
31	3	615	CLA	O2D-CGD-O1D	-2.11	119.70	123.84
31	14	602	CLA	O2A-CGA-O1A	-2.11	118.25	123.59
30	y	601	CHL	O2D-CGD-O1D	-2.11	119.70	123.84
30	4	605	CHL	O1D-CGD-CBD	-2.11	120.16	124.48
31	S	603	CLA	CMB-C2B-C3B	2.11	128.63	124.68
31	b	602	CLA	C3C-C4C-NC	-2.11	108.20	110.57
31	b	601	CLA	CMB-C2B-C3B	2.11	128.63	124.68
31	r	603	CLA	C12-C11-C10	-2.11	103.53	113.24
30	4	606	CHL	O2A-CGA-CBA	2.11	120.58	112.23
31	6	603	CLA	C3C-C4C-NC	-2.11	108.20	110.57
30	4	608	CHL	C2C-C3C-C4C	2.11	107.99	106.49
30	s	601	CHL	C2C-C3C-C4C	2.11	107.99	106.49
31	A	402	CLA	C12-C11-C10	-2.11	103.54	113.24
30	11	605	CHL	O1D-CGD-CBD	-2.11	120.17	124.48
31	a	403	CLA	C3C-C4C-NC	-2.11	108.20	110.57
30	Y	605	CHL	O1D-CGD-CBD	-2.11	120.17	124.48
31	b	602	CLA	O2A-CGA-O1A	-2.11	118.27	123.59
32	3	616	LHG	O8-C23-C24	2.11	118.53	111.91
31	C	504	CLA	C2D-C1D-ND	2.11	111.66	110.10
30	13	607	CHL	O2A-CGA-O1A	-2.11	118.27	123.59
30	14	605	CHL	O2A-CGA-O1A	-2.11	118.27	123.59
30	y	606	CHL	C2A-C3A-C4A	2.11	105.28	101.87
31	b	614	CLA	C4-C3-C5	-2.11	111.72	115.27
30	2	608	CHL	O2A-CGA-O1A	-2.11	118.27	123.59
31	5	603	CLA	CMD-C2D-C1D	2.11	128.43	124.71

Continued on next page...

Continued from previous page...

Mol	Chain	Res	Type	Atoms	Z	Observed(°)	Ideal(°)
31	11	603	CLA	C3C-C4C-NC	-2.11	108.21	110.57
31	Y	613	CLA	C3C-C4C-NC	-2.11	108.21	110.57
30	n	607	CHL	O2D-CGD-O1D	-2.11	119.72	123.84
30	11	607	CHL	O1D-CGD-CBD	-2.11	120.17	124.48
30	1	608	CHL	OMC-CMC-C2C	-2.11	120.92	125.69
31	b	608	CLA	CMB-C2B-C3B	2.11	128.62	124.68
30	13	605	CHL	O2A-CGA-O1A	-2.11	118.27	123.59
30	y	607	CHL	O2D-CGD-O1D	-2.11	119.72	123.84
31	C	507	CLA	C12-C11-C10	-2.11	103.55	113.24
31	N	615	CLA	O1D-CGD-CBD	-2.11	120.17	124.48
30	4	608	CHL	OMC-CMC-C2C	-2.11	120.92	125.69
31	c	504	CLA	CED-O2D-CGD	2.11	120.70	115.94
31	6	602	CLA	CMD-C2D-C1D	2.11	128.43	124.71
32	A	411	LHG	O8-C23-C24	2.11	118.52	111.91
31	12	612	CLA	O2A-CGA-O1A	-2.11	118.28	123.59
31	B	602	CLA	O2A-CGA-O1A	-2.11	118.28	123.59
31	2	604	CLA	O2D-CGD-O1D	-2.11	119.72	123.84
31	c	514	CLA	C3C-C4C-NC	-2.11	108.21	110.57
31	y	612	CLA	O2D-CGD-O1D	-2.11	119.72	123.84
31	B	608	CLA	CMB-C2B-C3B	2.10	128.62	124.68
31	4	603	CLA	O2A-CGA-O1A	-2.10	118.28	123.59
31	c	511	CLA	O2D-CGD-O1D	-2.10	119.72	123.84
48	d	403	BCT	O3-C-O1	-2.10	114.09	119.55
31	r	611	CLA	CMB-C2B-C3B	2.10	128.62	124.68
31	2	611	CLA	O2D-CGD-O1D	-2.10	119.72	123.84
30	r	605	CHL	O2A-CGA-O1A	-2.10	118.28	123.59
31	r	608	CLA	C2D-C1D-ND	2.10	111.65	110.10
31	b	610	CLA	CMB-C2B-C3B	2.10	128.61	124.68
31	13	604	CLA	C3C-C4C-NC	-2.10	108.21	110.57
31	s	615	CLA	C3C-C4C-NC	-2.10	108.21	110.57
30	1	609	CHL	OMC-CMC-C2C	-2.10	120.93	125.69
31	G	604	CLA	O2D-CGD-O1D	-2.10	119.73	123.84
30	Y	607	CHL	OMC-CMC-C2C	-2.10	120.94	125.69
31	B	602	CLA	O1D-CGD-CBD	-2.10	120.18	124.48
31	g	604	CLA	C1-C2-C3	2.10	130.15	126.75
31	n	615	CLA	O2A-CGA-O1A	-2.10	118.29	123.59
31	Y	610	CLA	O2A-CGA-O1A	-2.10	118.29	123.59
30	2	601	CHL	O2D-CGD-O1D	-2.10	119.73	123.84
31	D	404	CLA	CMD-C2D-C1D	2.10	128.41	124.71
30	3	608	CHL	C2C-C3C-C4C	2.10	107.99	106.49
31	S	613	CLA	C3C-C4C-NC	-2.10	108.22	110.57
31	s	604	CLA	C3C-C4C-NC	-2.10	108.22	110.57

Continued on next page...

Continued from previous page...

Mol	Chain	Res	Type	Atoms	Z	Observed(^{o})	Ideal(^{o})
30	Y	601	CHL	O2D-CGD-O1D	-2.10	119.73	123.84
31	1	610	CLA	O1D-CGD-CBD	-2.10	120.19	124.48
30	13	601	CHL	O2D-CGD-O1D	-2.10	119.73	123.84
31	C	511	CLA	O2D-CGD-O1D	-2.10	119.73	123.84
31	c	507	CLA	C3C-C4C-NC	-2.10	108.22	110.57
30	11	605	CHL	C2C-C3C-C4C	2.10	107.98	106.49
30	y	607	CHL	OMC-CMC-C2C	-2.10	120.94	125.69
31	A	402	CLA	CMD-C2D-C1D	2.10	128.41	124.71
31	C	514	CLA	O2D-CGD-O1D	-2.10	119.74	123.84
31	3	611	CLA	O2A-CGA-O1A	-2.10	118.30	123.59
31	d	402	CLA	CMB-C2B-C3B	2.10	128.60	124.68
31	B	612	CLA	C2C-C1C-NC	-2.10	108.01	109.97
31	s	611	CLA	C12-C11-C10	-2.10	103.60	113.24
31	16	604	CLA	CMB-C2B-C3B	2.10	128.60	124.68
31	C	510	CLA	CMB-C2B-C3B	2.10	128.60	124.68
30	S	601	CHL	C2C-C3C-C4C	2.10	107.98	106.49
31	11	602	CLA	O2A-CGA-O1A	-2.10	118.30	123.59
31	C	512	CLA	O1D-CGD-CBD	-2.10	120.19	124.48
32	S	621	LHG	O8-C23-C24	2.10	118.49	111.91
31	16	604	CLA	C3C-C4C-NC	-2.10	108.22	110.57
31	6	615	CLA	O2A-CGA-O1A	-2.10	118.30	123.59
31	b	603	CLA	CMB-C2B-C3B	2.10	128.60	124.68
30	2	601	CHL	O1D-CGD-CBD	-2.10	120.20	124.48
31	B	610	CLA	C3C-C4C-NC	-2.10	108.22	110.57
31	R	609	CLA	C3C-C4C-NC	-2.10	108.22	110.57
30	S	606	CHL	C2A-C1A-CHA	2.10	127.52	123.86
31	13	614	CLA	C2D-C1D-ND	2.10	111.65	110.10
30	16	601	CHL	O1D-CGD-CBD	-2.09	120.20	124.48
31	b	605	CLA	C3C-C4C-NC	-2.09	108.22	110.57
32	y	617	LHG	O8-C23-C24	2.09	118.48	111.91
30	n	601	CHL	C2A-C1A-CHA	2.09	127.52	123.86
31	11	614	CLA	O1D-CGD-CBD	-2.09	120.20	124.48
31	b	608	CLA	C3C-C4C-NC	-2.09	108.22	110.57
30	13	606	CHL	C4D-CHA-C1A	2.09	123.80	121.25
31	C	504	CLA	CED-O2D-CGD	2.09	120.67	115.94
31	B	611	CLA	C3C-C4C-NC	-2.09	108.22	110.57
32	4	615	LHG	O8-C23-C24	2.09	118.47	111.91
30	y	601	CHL	O2A-CGA-O1A	-2.09	118.31	123.59
31	y	602	CLA	O2D-CGD-O1D	-2.09	119.75	123.84
31	11	611	CLA	C2D-C1D-ND	2.09	111.64	110.10
31	B	605	CLA	C2D-C1D-ND	2.09	111.64	110.10
30	16	606	CHL	C4D-CHA-C1A	2.09	123.79	121.25

Continued on next page...

Continued from previous page...

Mol	Chain	Res	Type	Atoms	Z	Observed(^{o})	Ideal(^{o})
32	s	621	LHG	O8-C23-C24	2.09	118.47	111.91
49	F	101	HEM	CMC-C2C-C3C	2.09	128.59	124.68
31	1	613	CLA	O1D-CGD-CBD	-2.09	120.21	124.48
30	5	606	CHL	O2A-CGA-CBA	2.09	120.74	114.03
30	N	607	CHL	C4D-CHA-C1A	2.09	123.79	121.25
30	S	608	CHL	C4D-CHA-C1A	2.09	123.79	121.25
31	6	613	CLA	O1D-CGD-CBD	-2.09	120.21	124.48
30	15	606	CHL	O2A-CGA-O1A	-2.09	118.32	123.59
31	6	604	CLA	CMD-C2D-C1D	2.09	128.40	124.71
31	s	605	CLA	C3C-C4C-NC	-2.09	108.23	110.57
30	s	607	CHL	C2A-C1A-CHA	2.09	127.51	123.86
31	5	610	CLA	CED-O2D-CGD	2.09	120.66	115.94
31	14	610	CLA	O2A-CGA-O1A	-2.09	118.32	123.59
31	c	512	CLA	O1D-CGD-CBD	-2.09	120.21	124.48
32	g	615	LHG	O8-C23-C24	2.09	118.46	111.91
30	g	605	CHL	O2A-CGA-O1A	-2.09	118.32	123.59
30	11	606	CHL	O2D-CGD-O1D	-2.09	119.76	123.84
31	c	506	CLA	C4-C3-C5	-2.09	111.76	115.27
30	n	609	CHL	C2C-C3C-C4C	2.09	107.98	106.49
31	6	614	CLA	O1D-CGD-CBD	-2.09	120.21	124.48
31	1	610	CLA	CMB-C2B-C3B	2.09	128.58	124.68
31	c	509	CLA	C2D-C1D-ND	2.09	111.64	110.10
31	S	602	CLA	O2D-CGD-O1D	-2.09	119.76	123.84
30	s	608	CHL	C2A-C1A-CHA	2.09	127.51	123.86
30	13	606	CHL	OMC-CMC-C2C	-2.09	120.97	125.69
31	3	610	CLA	CMD-C2D-C1D	2.09	128.39	124.71
31	15	610	CLA	O1D-CGD-CBD	-2.08	120.22	124.48
31	S	614	CLA	O1D-CGD-CBD	-2.08	120.22	124.48
31	R	610	CLA	O2D-CGD-O1D	-2.08	119.76	123.84
30	4	609	CHL	OMC-CMC-C2C	-2.08	120.97	125.69
30	11	608	CHL	OMC-CMC-C2C	-2.08	120.97	125.69
31	14	613	CLA	C3C-C4C-NC	-2.08	108.23	110.57
31	S	615	CLA	C3C-C4C-NC	-2.08	108.23	110.57
31	13	610	CLA	O2A-CGA-O1A	-2.08	118.33	123.59
31	2	611	CLA	CMB-C2B-C3B	2.08	128.58	124.68
31	R	604	CLA	CMB-C2B-C3B	2.08	128.58	124.68
30	16	601	CHL	C4D-CHA-C1A	2.08	123.78	121.25
31	15	612	CLA	O2A-CGA-O1A	-2.08	118.33	123.59
31	B	610	CLA	C12-C11-C10	-2.08	103.67	113.24
31	Y	602	CLA	O2D-CGD-O1D	-2.08	119.77	123.84
30	s	601	CHL	O2A-CGA-O1A	-2.08	118.11	123.30
30	R	605	CHL	O2A-CGA-O1A	-2.08	118.34	123.59

Continued on next page...

Continued from previous page...

Mol	Chain	Res	Type	Atoms	Z	Observed(^{o})	Ideal(^{o})
30	6	601	CHL	OMC-CMC-C2C	-2.08	120.98	125.69
30	12	607	CHL	C2C-C3C-C4C	2.08	107.97	106.49
31	1	602	CLA	O2D-CGD-O1D	-2.08	119.77	123.84
31	b	605	CLA	O1D-CGD-CBD	-2.08	120.23	124.48
31	R	601	CLA	O2D-CGD-O1D	-2.08	119.77	123.84
31	b	610	CLA	C12-C11-C10	-2.08	103.68	113.24
30	16	601	CHL	C2C-C3C-C4C	2.08	107.97	106.49
31	g	613	CLA	C3C-C4C-NC	-2.08	108.24	110.57
31	c	508	CLA	CMB-C2B-C3B	2.08	128.57	124.68
31	3	602	CLA	O1D-CGD-CBD	-2.08	120.23	124.48
30	g	609	CHL	O2A-CGA-O1A	-2.08	118.34	123.59
31	15	609	CLA	C3C-C4C-NC	-2.08	108.24	110.57
31	1	614	CLA	CMD-C2D-C1D	2.08	128.38	124.71
31	a	403	CLA	CMD-C2D-C1D	2.08	128.38	124.71
31	C	507	CLA	C3C-C4C-NC	-2.08	108.24	110.57
31	3	604	CLA	CMD-C2D-C1D	2.08	128.38	124.71
31	15	609	CLA	CMD-C2D-C1D	2.08	128.38	124.71
31	2	604	CLA	O2A-CGA-O1A	-2.08	118.35	123.59
30	1	607	CHL	C2A-C1A-CHA	2.08	127.49	123.86
48	D	403	BCT	O3-C-O1	-2.08	114.16	119.55
31	C	509	CLA	C3C-C4C-NC	-2.08	108.24	110.57
31	y	610	CLA	O2A-CGA-O1A	-2.08	118.35	123.59
30	1	606	CHL	OMC-CMC-C2C	-2.08	120.99	125.69
31	5	610	CLA	C1-C2-C3	2.08	130.11	126.75
31	R	611	CLA	CMB-C2B-C3B	2.08	128.56	124.68
31	b	613	CLA	O2D-CGD-O1D	-2.08	119.78	123.84
30	3	601	CHL	C4D-CHA-C1A	2.08	123.78	121.25
30	S	601	CHL	OMC-CMC-C2C	-2.08	120.99	125.69
30	14	609	CHL	C1-O2A-CGA	2.08	121.89	116.44
31	5	604	CLA	O2D-CGD-O1D	-2.08	119.78	123.84
30	16	606	CHL	OMC-CMC-C2C	-2.08	120.99	125.69
30	12	606	CHL	O2A-CGA-O1A	-2.08	118.35	123.59
31	14	612	CLA	O1D-CGD-CBD	-2.08	120.24	124.48
31	c	506	CLA	C2D-C1D-ND	2.07	111.63	110.10
30	14	609	CHL	O2D-CGD-O1D	-2.07	119.78	123.84
31	B	603	CLA	CMB-C2B-C3B	2.07	128.56	124.68
31	c	502	CLA	C4-C3-C5	-2.07	111.78	115.27
31	s	613	CLA	O2D-CGD-O1D	-2.07	119.78	123.84
30	R	606	CHL	C2C-C3C-C4C	2.07	107.97	106.49
30	y	609	CHL	C2C-C3C-C4C	2.07	107.97	106.49
31	6	604	CLA	CMB-C2B-C3B	2.07	128.56	124.68
31	6	611	CLA	C3C-C4C-NC	-2.07	108.25	110.57

Continued on next page...

Continued from previous page...

Mol	Chain	Res	Type	Atoms	Z	Observed(^{o})	Ideal(^{o})
31	R	613	CLA	C3C-C4C-NC	-2.07	108.25	110.57
31	R	601	CLA	O2A-CGA-O1A	-2.07	118.36	123.59
31	16	603	CLA	O1D-CGD-CBD	-2.07	120.24	124.48
30	14	607	CHL	OMC-CMC-C2C	-2.07	121.00	125.69
30	y	605	CHL	O2A-CGA-O1A	-2.07	118.36	123.59
31	2	611	CLA	C3C-C4C-NC	-2.07	108.25	110.57
31	2	602	CLA	C2D-C1D-ND	2.07	111.63	110.10
30	5	601	CHL	C2A-C3A-C4A	2.07	105.22	101.87
30	14	609	CHL	OMC-CMC-C2C	-2.07	121.00	125.69
30	S	606	CHL	O2A-CGA-O1A	-2.07	118.36	123.59
31	6	613	CLA	CHD-C1D-ND	-2.07	122.55	124.45
31	12	613	CLA	CMB-C2B-C3B	2.07	128.55	124.68
30	13	601	CHL	C4D-CHA-C1A	2.07	123.77	121.25
31	c	509	CLA	C3C-C4C-NC	-2.07	108.25	110.57
31	12	610	CLA	O1D-CGD-CBD	-2.07	120.25	124.48
30	y	606	CHL	C2A-C1A-CHA	2.07	127.48	123.86
31	n	615	CLA	C2A-C1A-CHA	2.07	127.48	123.86
31	G	613	CLA	C3C-C4C-NC	-2.07	108.25	110.57
31	r	613	CLA	C3C-C4C-NC	-2.07	108.25	110.57
32	C	521	LHG	O8-C23-C24	2.07	118.41	111.91
30	Y	606	CHL	OMC-CMC-C2C	-2.07	121.01	125.69
31	3	602	CLA	O2A-CGA-O1A	-2.07	118.37	123.59
30	5	608	CHL	C2A-C1A-CHA	2.07	127.48	123.86
30	12	606	CHL	C2A-C1A-CHA	2.07	127.48	123.86
31	C	512	CLA	C3C-C4C-NC	-2.07	108.25	110.57
31	R	601	CLA	C3C-C4C-NC	-2.07	108.25	110.57
31	Y	611	CLA	C3C-C4C-NC	-2.07	108.25	110.57
30	4	601	CHL	O2A-CGA-O1A	-2.07	118.37	123.59
30	y	607	CHL	O1D-CGD-CBD	-2.07	120.25	124.48
31	B	611	CLA	O2D-CGD-O1D	-2.07	119.79	123.84
31	13	602	CLA	C2D-C1D-ND	2.07	111.63	110.10
31	g	603	CLA	C3C-C4C-NC	-2.07	108.25	110.57
31	4	602	CLA	CMD-C2D-C1D	2.07	128.36	124.71
32	c	521	LHG	O8-C23-C24	2.07	118.40	111.91
30	G	605	CHL	O2A-CGA-O1A	-2.07	118.37	123.59
30	11	607	CHL	C2A-C1A-CHA	2.07	127.47	123.86
31	4	614	CLA	CMD-C2D-C1D	2.07	128.36	124.71
31	G	602	CLA	CMD-C2D-C1D	2.07	128.36	124.71
31	B	608	CLA	C3C-C4C-NC	-2.07	108.25	110.57
30	14	605	CHL	O1D-CGD-CBD	-2.07	120.25	124.48
30	12	608	CHL	C2C-C3C-C4C	2.07	107.96	106.49
31	6	604	CLA	O1D-CGD-CBD	-2.07	120.26	124.48

Continued on next page...

Continued from previous page...

Mol	Chain	Res	Type	Atoms	Z	Observed(^{o})	Ideal(^{o})
31	16	604	CLA	O2D-CGD-O1D	-2.07	119.80	123.84
31	1	611	CLA	CMB-C2B-C3B	2.07	128.54	124.68
30	n	606	CHL	C2A-C1A-CHA	2.07	127.47	123.86
31	15	610	CLA	CED-O2D-CGD	2.07	120.61	115.94
31	5	604	CLA	C3C-C4C-NC	-2.07	108.25	110.57
30	r	605	CHL	O2D-CGD-O1D	-2.07	119.80	123.84
31	Y	612	CLA	CMB-C2B-C3B	2.07	128.54	124.68
30	1	607	CHL	OMC-CMC-C2C	-2.07	121.02	125.69
30	11	605	CHL	O2D-CGD-O1D	-2.07	119.80	123.84
31	n	610	CLA	C4-C3-C5	-2.07	111.80	115.27
31	r	601	CLA	O2A-CGA-O1A	-2.07	118.38	123.59
31	B	606	CLA	O2A-CGA-O1A	-2.06	118.38	123.59
31	R	608	CLA	O2A-CGA-O1A	-2.06	118.38	123.59
30	5	601	CHL	C2A-C1A-CHA	2.06	127.47	123.86
31	a	404	CLA	O2A-CGA-O1A	-2.06	118.38	123.59
31	13	615	CLA	CMD-C2D-C1D	2.06	128.35	124.71
31	Y	615	CLA	CMD-C2D-C1D	2.06	128.35	124.71
31	Y	613	CLA	C2A-C1A-CHA	2.06	127.47	123.86
30	N	607	CHL	O2D-CGD-O1D	-2.06	119.80	123.84
31	g	602	CLA	CMD-C2D-C1D	2.06	128.35	124.71
31	13	615	CLA	CMB-C2B-C3B	2.06	128.54	124.68
31	y	612	CLA	CMB-C2B-C3B	2.06	128.54	124.68
30	1	606	CHL	C2C-C3C-C4C	2.06	107.96	106.49
30	13	605	CHL	C2C-C3C-C4C	2.06	107.96	106.49
31	N	604	CLA	C3C-C4C-NC	-2.06	108.26	110.57
31	r	608	CLA	C3C-C4C-NC	-2.06	108.26	110.57
31	6	604	CLA	O2A-CGA-O1A	-2.06	118.39	123.59
31	5	610	CLA	CMD-C2D-C1D	2.06	128.35	124.71
30	Y	606	CHL	C2A-C3A-C4A	2.06	105.20	101.87
31	12	611	CLA	CMD-C2D-C1D	2.06	128.35	124.71
31	3	611	CLA	O1D-CGD-CBD	-2.06	120.27	124.48
31	6	614	CLA	C3C-C4C-NC	-2.06	108.26	110.57
31	11	614	CLA	C3C-C4C-NC	-2.06	108.26	110.57
31	r	609	CLA	C3C-C4C-NC	-2.06	108.26	110.57
31	b	602	CLA	O1D-CGD-CBD	-2.06	120.27	124.48
30	3	601	CHL	OMC-CMC-C2C	-2.06	121.03	125.69
31	b	612	CLA	C2C-C1C-NC	-2.06	108.04	109.97
31	16	602	CLA	C2D-C1D-ND	2.06	111.62	110.10
30	4	605	CHL	O2D-CGD-O1D	-2.06	119.81	123.84
30	N	609	CHL	O2A-CGA-O1A	-2.06	118.39	123.59
30	13	606	CHL	C2C-C3C-C4C	2.06	107.96	106.49
30	n	606	CHL	C2C-C3C-C4C	2.06	107.96	106.49

Continued on next page...

Continued from previous page...

Mol	Chain	Res	Type	Atoms	Z	Observed(^{o})	Ideal(^{o})
31	G	602	CLA	C1-C2-C3	2.06	129.61	126.04
31	c	510	CLA	CMB-C2B-C3B	2.06	128.53	124.68
31	A	404	CLA	O2A-CGA-O1A	-2.06	118.39	123.59
31	y	614	CLA	CMD-C2D-C1D	2.06	128.34	124.71
31	c	502	CLA	O2A-CGA-O1A	-2.06	118.40	123.59
31	5	611	CLA	O1D-CGD-CBD	-2.06	120.27	124.48
30	n	605	CHL	O1D-CGD-CBD	-2.06	120.27	124.48
30	r	607	CHL	O1D-CGD-CBD	-2.06	120.27	124.48
31	16	610	CLA	O2A-CGA-O1A	-2.06	118.40	123.59
30	11	608	CHL	C2C-C3C-C4C	2.06	107.96	106.49
31	4	611	CLA	O2D-CGD-O1D	-2.06	119.81	123.84
31	3	611	CLA	C3C-C4C-NC	-2.06	108.26	110.57
31	15	603	CLA	O2A-CGA-O1A	-2.06	118.40	123.59
31	6	612	CLA	CMD-C2D-C1D	2.06	128.34	124.71
31	5	611	CLA	C3C-C4C-NC	-2.06	108.27	110.57
31	d	404	CLA	CMB-C2B-C3B	2.06	128.53	124.68
31	4	603	CLA	O1D-CGD-CBD	-2.06	120.28	124.48
31	r	603	CLA	CMB-C2B-C3B	2.06	128.52	124.68
30	S	607	CHL	OMC-CMC-C2C	-2.06	121.04	125.69
30	1	609	CHL	O2A-CGA-O1A	-2.06	118.41	123.59
30	14	605	CHL	C2C-C3C-C4C	2.06	107.95	106.49
31	11	603	CLA	O1D-CGD-CBD	-2.06	120.28	124.48
30	11	608	CHL	O2D-CGD-O1D	-2.06	119.82	123.84
30	11	606	CHL	OMC-CMC-C2C	-2.05	121.04	125.69
30	S	601	CHL	O2A-CGA-O1A	-2.05	118.18	123.30
30	S	606	CHL	O2D-CGD-O1D	-2.05	119.82	123.84
31	a	403	CLA	CMB-C2B-C3B	2.05	128.52	124.68
31	1	611	CLA	O2A-CGA-O1A	-2.05	118.41	123.59
31	15	613	CLA	C3C-C4C-NC	-2.05	108.27	110.57
30	6	601	CHL	C4D-CHA-C1A	2.05	123.75	121.25
30	G	606	CHL	C2C-C3C-C4C	2.05	107.95	106.49
30	N	605	CHL	C2C-C3C-C4C	2.05	107.95	106.49
31	Y	615	CLA	O2D-CGD-O1D	-2.05	119.82	123.84
31	c	504	CLA	C3C-C4C-NC	-2.05	108.27	110.57
30	2	606	CHL	O2A-CGA-O1A	-2.05	118.18	123.30
31	s	609	CLA	O1D-CGD-CBD	-2.05	120.28	124.48
31	b	602	CLA	C2D-C1D-ND	2.05	111.62	110.10
31	3	604	CLA	CMB-C2B-C3B	2.05	128.52	124.68
31	r	613	CLA	CMD-C2D-C1D	2.05	128.33	124.71
31	y	603	CLA	O2A-CGA-O1A	-2.05	118.41	123.59
31	G	610	CLA	C2C-C1C-NC	-2.05	108.05	109.97
31	R	603	CLA	C3C-C4C-NC	-2.05	108.27	110.57

Continued on next page...

Continued from previous page...

Mol	Chain	Res	Type	Atoms	Z	Observed(^{o})	Ideal(^{o})
30	16	605	CHL	C2C-C3C-C4C	2.05	107.95	106.49
31	g	604	CLA	C3C-C4C-NC	-2.05	108.27	110.57
31	Y	610	CLA	C2C-C1C-NC	-2.05	108.05	109.97
31	16	611	CLA	O2D-CGD-O1D	-2.05	119.83	123.84
30	N	606	CHL	OMC-CMC-C2C	-2.05	121.05	125.69
30	g	606	CHL	C2C-C3C-C4C	2.05	107.95	106.49
31	6	611	CLA	O2A-CGA-O1A	-2.05	118.42	123.59
31	c	514	CLA	C4-C3-C5	-2.05	111.82	115.27
31	y	611	CLA	C3C-C4C-NC	-2.05	108.27	110.57
31	r	604	CLA	CMB-C2B-C3B	2.05	128.51	124.68
30	12	601	CHL	O1D-CGD-CBD	-2.05	120.29	124.48
31	Y	614	CLA	O2D-CGD-O1D	-2.05	119.83	123.84
34	y	624	NEX	C27-C28-C29	-2.05	122.35	125.53
31	N	610	CLA	CMB-C2B-C3B	2.05	128.51	124.68
31	14	610	CLA	C2C-C1C-NC	-2.05	108.05	109.97
31	N	615	CLA	CMD-C2D-C1D	2.05	128.32	124.71
31	S	614	CLA	CMD-C2D-C1D	2.05	128.32	124.71
31	c	508	CLA	C3C-C4C-NC	-2.05	108.27	110.57
30	3	605	CHL	O1D-CGD-CBD	-2.05	120.29	124.48
30	16	607	CHL	C2A-C1A-CHA	2.05	127.44	123.86
31	b	614	CLA	C3C-C4C-NC	-2.05	108.28	110.57
31	15	611	CLA	CMD-C2D-C1D	2.05	128.32	124.71
30	n	606	CHL	OMC-CMC-C2C	-2.05	121.06	125.69
31	4	613	CLA	CED-O2D-CGD	2.05	120.57	115.94
31	D	404	CLA	O2A-CGA-O1A	-2.05	118.43	123.59
31	14	602	CLA	O2D-CGD-O1D	-2.05	119.84	123.84
31	B	613	CLA	O2D-CGD-O1D	-2.05	119.84	123.84
31	4	613	CLA	C4-C3-C5	-2.05	111.83	115.27
31	15	609	CLA	C2D-C1D-ND	2.05	111.61	110.10
31	g	611	CLA	C2D-C1D-ND	2.05	111.61	110.10
31	R	611	CLA	C3C-C4C-NC	-2.05	108.28	110.57
30	3	609	CHL	O2D-CGD-O1D	-2.05	119.84	123.84
30	6	609	CHL	O2D-CGD-O1D	-2.05	119.84	123.84
30	14	608	CHL	O2A-CGA-O1A	-2.05	118.43	123.59
30	n	601	CHL	C4-C3-C5	-2.05	113.64	115.98
31	1	602	CLA	CMD-C2D-C1D	2.04	128.32	124.71
31	3	612	CLA	CMD-C2D-C1D	2.04	128.32	124.71
30	13	605	CHL	O1D-CGD-CBD	-2.04	120.30	124.48
31	14	610	CLA	O1D-CGD-CBD	-2.04	120.30	124.48
31	b	607	CLA	C4-C3-C5	-2.04	111.83	115.27
30	15	608	CHL	O2A-CGA-O1A	-2.04	118.43	123.59
30	y	609	CHL	C2A-C1A-CHA	2.04	127.43	123.86

Continued on next page...

Continued from previous page...

Mol	Chain	Res	Type	Atoms	Z	Observed(^{o})	Ideal(^{o})
31	12	603	CLA	O1D-CGD-CBD	-2.04	120.30	124.48
31	A	402	CLA	CMB-C2B-C3B	2.04	128.50	124.68
31	N	602	CLA	CMD-C2D-C1D	2.04	128.31	124.71
31	Y	603	CLA	C4-C3-C5	-2.04	111.83	115.27
31	G	603	CLA	C3C-C4C-NC	-2.04	108.28	110.57
31	n	604	CLA	C3C-C4C-NC	-2.04	108.28	110.57
31	d	404	CLA	O1D-CGD-CBD	-2.04	120.30	124.48
31	S	609	CLA	O2A-CGA-O1A	-2.04	118.44	123.59
32	S	617	LHG	O8-C23-C24	2.04	118.32	111.91
31	6	614	CLA	O2A-CGA-O1A	-2.04	118.44	123.59
30	g	606	CHL	C4D-CHA-C1A	2.04	123.73	121.25
30	R	607	CHL	O1D-CGD-CBD	-2.04	120.31	124.48
31	S	613	CLA	O2D-CGD-O1D	-2.04	119.84	123.84
31	13	610	CLA	CMB-C2B-C3B	2.04	128.50	124.68
31	y	610	CLA	C12-C11-C10	-2.04	103.86	113.24
31	B	612	CLA	C3C-C4C-NC	-2.04	108.28	110.57
31	14	603	CLA	O2A-CGA-O1A	-2.04	118.44	123.59
31	12	602	CLA	CMB-C2B-C3B	2.04	128.50	124.68
31	3	604	CLA	O2A-CGA-O1A	-2.04	118.44	123.59
31	c	512	CLA	C3C-C4C-NC	-2.04	108.28	110.57
30	15	601	CHL	O1D-CGD-CBD	-2.04	120.31	124.48
31	4	611	CLA	C3C-C4C-NC	-2.04	108.28	110.57
30	s	607	CHL	OMC-CMC-C2C	-2.04	121.08	125.69
31	15	613	CLA	CMB-C2B-C3B	2.04	128.49	124.68
30	16	608	CHL	O2A-CGA-O1A	-2.04	118.45	123.59
30	s	606	CHL	C2A-C1A-CHA	2.04	127.42	123.86
31	r	610	CLA	O2D-CGD-O1D	-2.04	119.85	123.84
31	Y	602	CLA	O2A-CGA-O1A	-2.04	118.45	123.59
31	s	612	CLA	CMB-C2B-C3B	2.04	128.49	124.68
30	11	606	CHL	C2C-C3C-C4C	2.04	107.94	106.49
31	13	613	CLA	CED-O2D-CGD	2.04	120.55	115.94
31	5	604	CLA	O2A-CGA-O1A	-2.04	118.45	123.59
31	C	502	CLA	C4-C3-C5	-2.04	111.84	115.27
31	1	604	CLA	C2A-C1A-CHA	2.04	127.42	123.86
31	S	605	CLA	C3C-C4C-NC	-2.04	108.29	110.57
31	s	603	CLA	C3C-C4C-NC	-2.04	108.29	110.57
31	R	613	CLA	CMD-C2D-C1D	2.04	128.30	124.71
31	y	610	CLA	C2C-C1C-NC	-2.04	108.06	109.97
31	1	614	CLA	C3C-C4C-NC	-2.04	108.29	110.57
31	14	611	CLA	O1D-CGD-CBD	-2.04	120.32	124.48
31	12	611	CLA	CMB-C2B-C3B	2.04	128.49	124.68
31	s	611	CLA	CMB-C2B-C3B	2.04	128.49	124.68

Continued on next page...

Continued from previous page...

Mol	Chain	Res	Type	Atoms	Z	Observed(^{o})	Ideal(^{o})
31	B	615	CLA	C3C-C4C-NC	-2.04	108.29	110.57
31	r	601	CLA	C3C-C4C-NC	-2.04	108.29	110.57
31	b	610	CLA	O2A-CGA-O1A	-2.04	118.45	123.59
30	2	607	CHL	C4D-CHA-C1A	2.04	123.73	121.25
31	c	514	CLA	C1-C2-C3	2.04	129.56	126.04
31	b	603	CLA	C3C-C4C-NC	-2.03	108.29	110.57
30	n	605	CHL	O2A-CGA-O1A	-2.03	118.46	123.59
31	14	611	CLA	C2D-C1D-ND	2.03	111.60	110.10
30	Y	607	CHL	O1D-CGD-CBD	-2.03	120.32	124.48
31	B	602	CLA	C3C-C4C-NC	-2.03	108.29	110.57
31	N	602	CLA	C3C-C4C-NC	-2.03	108.29	110.57
31	B	612	CLA	O2D-CGD-O1D	-2.03	119.86	123.84
32	13	616	LHG	O8-C23-C24	2.03	118.29	111.91
31	14	602	CLA	CMB-C2B-C3B	2.03	128.48	124.68
31	R	609	CLA	O1D-CGD-CBD	-2.03	120.32	124.48
30	S	607	CHL	C2A-C1A-CHA	2.03	127.41	123.86
30	13	608	CHL	O2A-CGA-O1A	-2.03	118.46	123.59
30	13	601	CHL	C2C-C3C-C4C	2.03	107.94	106.49
30	g	609	CHL	C2C-C3C-C4C	2.03	107.94	106.49
31	r	602	CLA	C2D-C1D-ND	2.03	111.60	110.10
30	16	609	CHL	O2A-CGA-O1A	-2.03	118.46	123.59
30	G	609	CHL	O2A-CGA-O1A	-2.03	118.46	123.59
31	2	613	CLA	CMB-C2B-C3B	2.03	128.48	124.68
30	N	609	CHL	C2A-C1A-CHA	2.03	127.41	123.86
31	4	612	CLA	CMD-C2D-C1D	2.03	128.29	124.71
31	S	605	CLA	O2A-CGA-O1A	-2.03	118.46	123.59
31	B	616	CLA	C3C-C4C-NC	-2.03	108.29	110.57
31	Y	610	CLA	C12-C11-C10	-2.03	103.90	113.24
31	C	502	CLA	O2A-CGA-O1A	-2.03	118.47	123.59
30	13	609	CHL	C2C-C3C-C4C	2.03	107.94	106.49
30	n	606	CHL	C4D-CHA-C1A	2.03	123.72	121.25
31	C	504	CLA	C3C-C4C-NC	-2.03	108.29	110.57
31	3	603	CLA	C3C-C4C-NC	-2.03	108.29	110.57
31	s	615	CLA	O2A-CGA-O1A	-2.03	118.47	123.59
30	5	607	CHL	C2A-C1A-CHA	2.03	127.41	123.86
31	16	612	CLA	CED-O2D-CGD	2.03	120.53	115.94
30	5	606	CHL	O2A-CGA-O1A	-2.03	118.24	123.30
30	16	606	CHL	C2C-C3C-C4C	2.03	107.94	106.49
31	B	610	CLA	O1D-CGD-CBD	-2.03	120.33	124.48
31	S	604	CLA	CMD-C2D-C1D	2.03	128.29	124.71
31	2	610	CLA	O2A-CGA-O1A	-2.03	118.47	123.59
31	S	610	CLA	CMD-C2D-C1D	2.03	128.29	124.71

Continued on next page...

Continued from previous page...

Mol	Chain	Res	Type	Atoms	Z	Observed(^{o})	Ideal(^{o})
31	n	615	CLA	CMD-C2D-C1D	2.03	128.29	124.71
31	b	614	CLA	CMB-C2B-C3B	2.03	128.47	124.68
31	R	613	CLA	C4-C3-C5	-2.03	111.86	115.27
30	S	606	CHL	O1D-CGD-CBD	-2.03	120.33	124.48
31	s	614	CLA	CMD-C2D-C1D	2.03	128.29	124.71
31	y	614	CLA	O2A-CGA-O1A	-2.03	118.47	123.59
31	15	611	CLA	CMB-C2B-C3B	2.03	128.47	124.68
31	11	612	CLA	O1D-CGD-CBD	-2.03	120.34	124.48
30	6	606	CHL	C2C-C3C-C4C	2.03	107.93	106.49
31	11	610	CLA	O2A-CGA-O1A	-2.03	118.48	123.59
31	B	604	CLA	CMD-C2D-C1D	2.03	128.28	124.71
31	N	603	CLA	CMB-C2B-C3B	2.03	128.47	124.68
30	r	607	CHL	OMC-CMC-C2C	-2.03	121.11	125.69
31	S	610	CLA	O2A-CGA-O1A	-2.03	118.48	123.59
31	d	402	CLA	O2A-CGA-O1A	-2.03	118.48	123.59
31	6	602	CLA	O1D-CGD-CBD	-2.03	120.34	124.48
30	y	605	CHL	C2C-C3C-C4C	2.03	107.93	106.49
31	S	611	CLA	CMB-C2B-C3B	2.03	128.47	124.68
31	s	614	CLA	O2D-CGD-O1D	-2.03	119.88	123.84
31	2	613	CLA	CMD-C2D-C1D	2.03	128.28	124.71
31	b	604	CLA	CMD-C2D-C1D	2.03	128.28	124.71
31	b	604	CLA	C3C-C4C-NC	-2.02	108.30	110.57
31	3	613	CLA	O1D-CGD-CBD	-2.02	120.34	124.48
31	B	610	CLA	O2A-CGA-O1A	-2.02	118.48	123.59
31	G	610	CLA	O2A-CGA-O1A	-2.02	118.48	123.59
31	15	611	CLA	O2A-CGA-O1A	-2.02	118.25	123.30
30	11	607	CHL	C2C-C3C-C4C	2.02	107.93	106.49
30	y	609	CHL	OMC-CMC-C2C	-2.02	121.11	125.69
31	C	504	CLA	C4-C3-C5	-2.02	111.87	115.27
30	14	601	CHL	C4D-CHA-C1A	2.02	123.71	121.25
31	r	604	CLA	O2A-CGA-O1A	-2.02	118.48	123.59
30	N	608	CHL	C2A-C1A-CHA	2.02	127.40	123.86
32	s	617	LHG	O8-C23-C24	2.02	118.26	111.91
31	1	611	CLA	C3C-C4C-NC	-2.02	108.30	110.57
31	16	614	CLA	CED-O2D-CGD	2.02	120.51	115.94
31	B	614	CLA	CMB-C2B-C3B	2.02	128.46	124.68
30	Y	606	CHL	O2D-CGD-O1D	-2.02	119.88	123.84
31	S	603	CLA	O2D-CGD-O1D	-2.02	119.88	123.84
31	16	603	CLA	C2A-C1A-CHA	2.02	127.40	123.86
31	12	611	CLA	O2A-CGA-O1A	-2.02	118.26	123.30
30	14	601	CHL	O2D-CGD-O1D	-2.02	119.88	123.84
31	11	602	CLA	C4-C3-C5	-2.02	111.87	115.27

Continued on next page...

Continued from previous page...

Mol	Chain	Res	Type	Atoms	Z	Observed(^{o})	Ideal(^{o})
30	4	606	CHL	C4D-CHA-C1A	2.02	123.71	121.25
31	16	611	CLA	C2D-C1D-ND	2.02	111.59	110.10
31	11	610	CLA	C2C-C1C-NC	-2.02	108.08	109.97
31	12	604	CLA	CMD-C2D-C1D	2.02	128.28	124.71
31	1	602	CLA	CMB-C2B-C3B	2.02	128.46	124.68
31	15	602	CLA	CMB-C2B-C3B	2.02	128.46	124.68
31	R	613	CLA	CMB-C2B-C3B	2.02	128.46	124.68
31	12	610	CLA	CED-O2D-CGD	2.02	120.51	115.94
30	15	601	CHL	O2D-CGD-O1D	-2.02	119.89	123.84
30	15	607	CHL	O2D-CGD-O1D	-2.02	119.89	123.84
31	16	615	CLA	CMD-C2D-C1D	2.02	128.28	124.71
30	13	601	CHL	C2A-C1A-CHA	2.02	127.39	123.86
31	r	613	CLA	O1D-CGD-CBD	-2.02	120.35	124.48
31	13	603	CLA	CMB-C2B-C3B	2.02	128.46	124.68
30	5	606	CHL	C4D-CHA-C1A	2.02	123.71	121.25
31	y	615	CLA	CMD-C2D-C1D	2.02	128.27	124.71
31	5	602	CLA	C3C-C4C-NC	-2.02	108.31	110.57
31	y	604	CLA	C3C-C4C-NC	-2.02	108.31	110.57
31	C	514	CLA	O1D-CGD-CBD	-2.02	120.35	124.48
31	b	611	CLA	O2D-CGD-O1D	-2.02	119.89	123.84
30	11	609	CHL	C4D-CHA-C1A	2.02	123.71	121.25
31	1	613	CLA	C3C-C4C-NC	-2.02	108.31	110.57
31	14	614	CLA	C3C-C4C-NC	-2.02	108.31	110.57
31	C	513	CLA	O2A-CGA-O1A	-2.02	118.50	123.59
31	6	614	CLA	C2D-C1D-ND	2.02	111.59	110.10
31	R	604	CLA	O2A-CGA-O1A	-2.02	118.50	123.59
31	s	614	CLA	C4-C3-C5	-2.02	111.88	115.27
31	s	611	CLA	C3C-C4C-NC	-2.02	108.31	110.57
31	g	610	CLA	C2C-C1C-NC	-2.02	108.08	109.97
30	s	607	CHL	O1D-CGD-CBD	-2.02	120.35	124.48
31	13	614	CLA	CED-O2D-CGD	2.02	120.50	115.94
30	15	607	CHL	C4D-CHA-C1A	2.02	123.70	121.25
31	1	604	CLA	O2A-CGA-O1A	-2.02	118.50	123.59
30	12	601	CHL	C2A-C1A-CHA	2.02	127.39	123.86
31	N	615	CLA	C2A-C1A-CHA	2.02	127.39	123.86
30	g	601	CHL	OMC-CMC-C2C	-2.02	121.12	125.69
30	4	605	CHL	C2C-C3C-C4C	2.02	107.93	106.49
30	16	609	CHL	C2C-C3C-C4C	2.02	107.93	106.49
31	4	614	CLA	O2D-CGD-O1D	-2.02	119.89	123.84
31	C	512	CLA	CMB-C2B-C3B	2.02	128.45	124.68
31	6	610	CLA	O1D-CGD-CBD	-2.02	120.36	124.48
31	4	614	CLA	C3C-C4C-NC	-2.02	108.31	110.57

Continued on next page...

Continued from previous page...

Mol	Chain	Res	Type	Atoms	Z	Observed(°)	Ideal(°)
31	S	602	CLA	C3C-C4C-NC	-2.02	108.31	110.57
31	13	604	CLA	CMB-C2B-C3B	2.02	128.45	124.68
31	6	613	CLA	CED-O2D-CGD	2.02	120.50	115.94
30	2	608	CHL	C2A-C1A-CHA	2.02	127.39	123.86
30	n	607	CHL	C4D-CHA-C1A	2.02	123.70	121.25
31	B	604	CLA	O2A-CGA-O1A	-2.02	118.50	123.59
31	c	513	CLA	C4-C3-C5	-2.02	111.88	115.27
30	R	607	CHL	OMC-CMC-C2C	-2.02	121.13	125.69
31	r	603	CLA	O2D-CGD-O1D	-2.02	119.90	123.84
31	R	608	CLA	C3C-C4C-NC	-2.02	108.31	110.57
31	c	506	CLA	O1D-CGD-CBD	-2.02	120.36	124.48
31	12	602	CLA	CMD-C2D-C1D	2.02	128.27	124.71
30	5	601	CHL	OMC-CMC-C2C	-2.02	121.13	125.69
30	g	606	CHL	O2D-CGD-O1D	-2.02	119.90	123.84
31	1	604	CLA	CMB-C2B-C3B	2.02	128.45	124.68
31	C	506	CLA	O1D-CGD-CBD	-2.02	120.36	124.48
30	13	605	CHL	CMA-C3A-C4A	-2.02	106.36	111.77
31	B	603	CLA	C3C-C4C-NC	-2.02	108.31	110.57
31	R	608	CLA	C4-C3-C5	-2.01	111.88	115.27
31	g	613	CLA	CMB-C2B-C3B	2.01	128.45	124.68
31	1	604	CLA	CMD-C2D-C1D	2.01	128.26	124.71
31	C	508	CLA	C4-C3-C5	-2.01	111.88	115.27
31	13	611	CLA	C2D-C1D-ND	2.01	111.59	110.10
31	C	506	CLA	C2D-C1D-ND	2.01	111.59	110.10
30	3	606	CHL	C2C-C3C-C4C	2.01	107.92	106.49
30	13	608	CHL	C2A-C1A-CHA	2.01	127.38	123.86
31	y	615	CLA	C4-C3-C5	-2.01	111.89	115.27
31	1	614	CLA	O2D-CGD-O1D	-2.01	119.90	123.84
31	2	602	CLA	C3C-C4C-NC	-2.01	108.31	110.57
30	5	607	CHL	C4D-CHA-C1A	2.01	123.70	121.25
31	c	512	CLA	CMB-C2B-C3B	2.01	128.44	124.68
31	C	508	CLA	O2D-CGD-O1D	-2.01	119.90	123.84
31	N	614	CLA	O2A-CGA-O1A	-2.01	118.28	123.30
31	C	508	CLA	CHB-C4A-NA	2.01	127.29	124.51
31	n	611	CLA	C4-C3-C5	-2.01	111.89	115.27
31	R	612	CLA	CHD-C1D-ND	-2.01	122.61	124.45
31	2	603	CLA	CMD-C2D-C1D	2.01	128.26	124.71
31	S	613	CLA	CMD-C2D-C1D	2.01	128.26	124.71
31	12	609	CLA	CMB-C2B-C3B	2.01	128.44	124.68
31	s	603	CLA	CMB-C2B-C3B	2.01	128.44	124.68
31	11	602	CLA	CMD-C2D-C1D	2.01	128.25	124.71
31	Y	614	CLA	CMD-C2D-C1D	2.01	128.25	124.71

Continued on next page...

Continued from previous page...

Mol	Chain	Res	Type	Atoms	Z	Observed(^{o})	Ideal(^{o})
30	16	607	CHL	O1D-CGD-CBD	-2.01	120.37	124.48
31	B	605	CLA	C3C-C4C-NC	-2.01	108.32	110.57
31	r	608	CLA	O2A-CGA-O1A	-2.01	118.52	123.59
31	14	603	CLA	CMD-C2D-C1D	2.01	128.25	124.71
31	6	611	CLA	CMB-C2B-C3B	2.01	128.44	124.68
31	n	604	CLA	CMB-C2B-C3B	2.01	128.44	124.68
30	G	601	CHL	O2A-CGA-O1A	-2.01	118.52	123.59
31	n	602	CLA	O2A-CGA-O1A	-2.01	118.52	123.59
31	2	610	CLA	CMB-C2B-C3B	2.01	128.44	124.68
31	11	604	CLA	CMB-C2B-C3B	2.01	128.44	124.68
31	a	403	CLA	C2C-C1C-NC	-2.01	108.09	109.97
31	r	609	CLA	O1D-CGD-CBD	-2.01	120.38	124.48
32	16	616	LHG	O8-C23-C24	2.01	118.21	111.91
31	14	611	CLA	C3C-C4C-NC	-2.01	108.32	110.57
31	S	609	CLA	C3C-C4C-NC	-2.01	108.32	110.57
30	G	607	CHL	O2A-CGA-O1A	-2.01	118.53	123.59
31	N	611	CLA	O1D-CGD-CBD	-2.01	120.38	124.48
31	d	405	CLA	O2A-CGA-O1A	-2.01	118.53	123.59
31	13	612	CLA	CED-O2D-CGD	2.01	120.47	115.94
31	N	613	CLA	CED-O2D-CGD	2.01	120.47	115.94
31	d	404	CLA	O2A-CGA-O1A	-2.01	118.53	123.59
30	13	607	CHL	C2C-C3C-C4C	2.01	107.92	106.49
31	14	604	CLA	CMB-C2B-C3B	2.01	128.43	124.68
31	b	609	CLA	CMD-C2D-C1D	2.01	128.25	124.71
31	6	611	CLA	C4-C3-C5	-2.01	111.90	115.27
30	16	608	CHL	C2A-C1A-CHA	2.01	127.37	123.86
31	3	615	CLA	CMD-C2D-C1D	2.01	128.25	124.71
30	G	609	CHL	C2A-C1A-CHA	2.01	127.36	123.86
30	n	609	CHL	C2A-C1A-CHA	2.01	127.36	123.86
31	16	613	CLA	CED-O2D-CGD	2.01	120.47	115.94
31	g	610	CLA	O2A-CGA-O1A	-2.00	118.53	123.59
30	3	605	CHL	C2C-C3C-C4C	2.00	107.92	106.49
30	g	608	CHL	C2C-C3C-C4C	2.00	107.92	106.49
31	2	610	CLA	CMD-C2D-C1D	2.00	128.25	124.71
31	11	603	CLA	CMD-C2D-C1D	2.00	128.25	124.71
31	3	602	CLA	CMB-C2B-C3B	2.00	128.43	124.68
31	5	613	CLA	CMB-C2B-C3B	2.00	128.43	124.68
31	16	614	CLA	C2D-C1D-ND	2.00	111.58	110.10
31	b	616	CLA	C3C-C4C-NC	-2.00	108.32	110.57
31	g	614	CLA	C3C-C4C-NC	-2.00	108.32	110.57
30	g	601	CHL	CMA-C3A-C4A	-2.00	106.39	111.77
30	y	608	CHL	C2A-C1A-CHA	2.00	127.36	123.86

Continued on next page...

Continued from previous page...

Mol	Chain	Res	Type	Atoms	Z	Observed(^{o})	Ideal(^{o})
31	b	608	CLA	O1D-CGD-CBD	-2.00	120.39	124.48
30	6	605	CHL	C2C-C3C-C4C	2.00	107.92	106.49
31	12	604	CLA	C2D-C1D-ND	2.00	111.58	110.10
30	12	608	CHL	OMC-CMC-C2C	-2.00	121.16	125.69
30	11	601	CHL	O2D-CGD-O1D	-2.00	119.92	123.84
31	b	605	CLA	CMD-C2D-C1D	2.00	128.24	124.71
31	11	613	CLA	CED-O2D-CGD	2.00	120.47	115.94
30	6	609	CHL	O1D-CGD-CBD	-2.00	120.39	124.48
30	N	606	CHL	C2C-C3C-C4C	2.00	107.92	106.49
31	G	604	CLA	C1-C2-C3	2.00	129.99	126.75
31	G	613	CLA	CMB-C2B-C3B	2.00	128.42	124.68
31	14	613	CLA	CED-O2D-CGD	2.00	120.46	115.94
31	G	614	CLA	CMB-C2B-C3B	2.00	128.42	124.68
31	S	605	CLA	C1-C2-C3	2.00	129.99	126.75
31	11	612	CLA	CMB-C2B-C3B	2.00	128.42	124.68
31	B	602	CLA	CMB-C2B-C3B	2.00	128.42	124.68
30	G	609	CHL	C2C-C3C-C4C	2.00	107.92	106.49
30	12	608	CHL	O2A-CGA-O1A	-2.00	118.54	123.59
31	11	610	CLA	CMD-C2D-C1D	2.00	128.24	124.71
31	16	602	CLA	C3C-C4C-NC	-2.00	108.33	110.57
31	B	604	CLA	C3C-C4C-NC	-2.00	108.33	110.57

All (621) chirality outliers are listed below:

Mol	Chain	Res	Type	Atom
30	1	601	CHL	NC
30	1	601	CHL	ND
30	1	601	CHL	NA
30	1	605	CHL	NC
30	1	605	CHL	ND
30	1	605	CHL	NA
30	1	606	CHL	NC
30	1	606	CHL	ND
30	1	606	CHL	NA
30	1	607	CHL	NC
30	1	607	CHL	ND
30	1	607	CHL	NA
30	1	608	CHL	NC
30	1	608	CHL	ND
30	1	608	CHL	NA
30	1	609	CHL	NC
30	1	609	CHL	ND

Continued on next page...

Continued from previous page...

Mol	Chain	Res	Type	Atom
30	1	609	CHL	NA
30	2	601	CHL	NC
30	2	601	CHL	ND
30	2	605	CHL	NC
30	2	605	CHL	ND
30	2	605	CHL	NA
30	2	606	CHL	NC
30	2	606	CHL	ND
30	2	606	CHL	NA
30	2	608	CHL	NC
30	2	608	CHL	ND
30	2	608	CHL	NA
30	2	609	CHL	NC
30	2	609	CHL	ND
30	2	609	CHL	NA
30	2	607	CHL	NC
30	2	607	CHL	ND
30	2	607	CHL	NA
30	3	601	CHL	NC
30	3	601	CHL	ND
30	3	601	CHL	NA
30	3	605	CHL	NC
30	3	605	CHL	ND
30	3	605	CHL	NA
30	3	606	CHL	NC
30	3	606	CHL	ND
30	3	606	CHL	NA
30	3	607	CHL	NC
30	3	607	CHL	ND
30	3	607	CHL	NA
30	3	608	CHL	NC
30	3	608	CHL	ND
30	3	608	CHL	NA
30	3	609	CHL	NC
30	3	609	CHL	ND
30	3	609	CHL	NA
30	4	601	CHL	NC
30	4	601	CHL	ND
30	4	601	CHL	NA
30	4	605	CHL	NC
30	4	605	CHL	ND
30	4	605	CHL	NA

Continued on next page...

Continued from previous page...

Mol	Chain	Res	Type	Atom
30	4	606	CHL	NC
30	4	606	CHL	ND
30	4	607	CHL	NC
30	4	607	CHL	ND
30	4	607	CHL	NA
30	4	608	CHL	NC
30	4	608	CHL	ND
30	4	608	CHL	NA
30	4	609	CHL	NC
30	4	609	CHL	ND
30	4	609	CHL	NA
30	5	601	CHL	NC
30	5	601	CHL	ND
30	5	601	CHL	NA
30	5	605	CHL	NC
30	5	605	CHL	ND
30	5	605	CHL	NA
30	5	606	CHL	NC
30	5	606	CHL	ND
30	5	606	CHL	NA
30	5	608	CHL	NC
30	5	608	CHL	ND
30	5	608	CHL	NA
30	5	609	CHL	NC
30	5	609	CHL	ND
30	5	609	CHL	NA
30	5	607	CHL	NC
30	5	607	CHL	ND
30	5	607	CHL	NA
30	6	601	CHL	NC
30	6	601	CHL	ND
30	6	601	CHL	NA
30	6	605	CHL	NC
30	6	605	CHL	ND
30	6	605	CHL	NA
30	6	606	CHL	NC
30	6	606	CHL	ND
30	6	606	CHL	NA
30	6	607	CHL	NC
30	6	607	CHL	ND
30	6	607	CHL	NA
30	6	608	CHL	NC

Continued on next page...

Continued from previous page...

Mol	Chain	Res	Type	Atom
30	6	608	CHL	ND
30	6	608	CHL	NA
30	6	609	CHL	NC
30	6	609	CHL	ND
30	6	609	CHL	NA
30	11	601	CHL	NC
30	11	601	CHL	ND
30	11	601	CHL	NA
30	11	605	CHL	NC
30	11	605	CHL	ND
30	11	606	CHL	NC
30	11	606	CHL	ND
30	11	606	CHL	NA
30	11	607	CHL	NC
30	11	607	CHL	ND
30	11	607	CHL	NA
30	11	608	CHL	NC
30	11	608	CHL	ND
30	11	608	CHL	NA
30	11	609	CHL	NC
30	11	609	CHL	ND
30	11	609	CHL	NA
30	12	601	CHL	NC
30	12	601	CHL	ND
30	12	601	CHL	NA
30	12	605	CHL	NC
30	12	605	CHL	ND
30	12	605	CHL	NA
30	12	606	CHL	NC
30	12	606	CHL	ND
30	12	606	CHL	NA
30	12	607	CHL	NC
30	12	607	CHL	ND
30	12	607	CHL	NA
30	12	608	CHL	NC
30	12	608	CHL	ND
30	12	608	CHL	NA
30	13	601	CHL	NC
30	13	601	CHL	ND
30	13	601	CHL	NA
30	13	605	CHL	NC
30	13	605	CHL	ND

Continued on next page...

Continued from previous page...

Mol	Chain	Res	Type	Atom
30	13	605	CHL	NA
30	13	606	CHL	NC
30	13	606	CHL	ND
30	13	606	CHL	NA
30	13	607	CHL	NC
30	13	607	CHL	ND
30	13	607	CHL	NA
30	13	608	CHL	NC
30	13	608	CHL	ND
30	13	608	CHL	NA
30	13	609	CHL	NC
30	13	609	CHL	ND
30	13	609	CHL	NA
30	14	601	CHL	NC
30	14	601	CHL	ND
30	14	601	CHL	NA
30	14	605	CHL	NC
30	14	605	CHL	ND
30	14	605	CHL	NA
30	14	606	CHL	NC
30	14	606	CHL	ND
30	14	606	CHL	NA
30	14	607	CHL	NC
30	14	607	CHL	ND
30	14	607	CHL	NA
30	14	608	CHL	NC
30	14	608	CHL	ND
30	14	608	CHL	NA
30	14	609	CHL	NC
30	14	609	CHL	ND
30	14	609	CHL	NA
30	15	601	CHL	NC
30	15	601	CHL	ND
30	15	601	CHL	NA
30	15	605	CHL	NC
30	15	605	CHL	ND
30	15	605	CHL	NA
30	15	606	CHL	NC
30	15	606	CHL	ND
30	15	606	CHL	NA
30	15	607	CHL	NC
30	15	607	CHL	ND

Continued on next page...

Continued from previous page...

Mol	Chain	Res	Type	Atom
30	15	607	CHL	NA
30	15	608	CHL	NC
30	15	608	CHL	ND
30	15	608	CHL	NA
30	16	601	CHL	NC
30	16	601	CHL	ND
30	16	601	CHL	NA
30	16	605	CHL	NC
30	16	605	CHL	ND
30	16	605	CHL	NA
30	16	606	CHL	NC
30	16	606	CHL	ND
30	16	606	CHL	NA
30	16	607	CHL	NC
30	16	607	CHL	ND
30	16	607	CHL	NA
30	16	608	CHL	NC
30	16	608	CHL	ND
30	16	608	CHL	NA
30	16	609	CHL	NC
30	16	609	CHL	ND
30	16	609	CHL	NA
30	G	601	CHL	NC
30	G	601	CHL	ND
30	G	601	CHL	NA
30	G	605	CHL	NC
30	G	605	CHL	ND
30	G	605	CHL	NA
30	G	606	CHL	NC
30	G	606	CHL	ND
30	G	606	CHL	NA
30	G	608	CHL	NC
30	G	608	CHL	ND
30	G	608	CHL	NA
30	G	609	CHL	NC
30	G	609	CHL	ND
30	G	609	CHL	NA
30	G	607	CHL	NC
30	G	607	CHL	ND
30	G	607	CHL	NA
30	N	601	CHL	NC
30	N	601	CHL	ND

Continued on next page...

Continued from previous page...

Mol	Chain	Res	Type	Atom
30	N	601	CHL	NA
30	N	605	CHL	NC
30	N	605	CHL	ND
30	N	605	CHL	NA
30	N	606	CHL	NC
30	N	606	CHL	ND
30	N	606	CHL	NA
30	N	608	CHL	NC
30	N	608	CHL	ND
30	N	608	CHL	NA
30	N	609	CHL	NC
30	N	609	CHL	ND
30	N	609	CHL	NA
30	N	607	CHL	NC
30	N	607	CHL	ND
30	N	607	CHL	NA
30	R	605	CHL	NC
30	R	605	CHL	ND
30	R	605	CHL	NA
30	R	606	CHL	NC
30	R	606	CHL	ND
30	R	606	CHL	NA
30	R	607	CHL	NC
30	R	607	CHL	ND
30	R	607	CHL	NA
30	S	601	CHL	NC
30	S	601	CHL	ND
30	S	601	CHL	NA
30	S	606	CHL	NC
30	S	606	CHL	ND
30	S	606	CHL	NA
30	S	607	CHL	NC
30	S	607	CHL	ND
30	S	607	CHL	NA
30	S	608	CHL	NC
30	S	608	CHL	ND
30	S	608	CHL	NA
30	Y	607	CHL	NC
30	Y	607	CHL	ND
30	Y	607	CHL	NA
30	Y	601	CHL	NC
30	Y	601	CHL	ND

Continued on next page...

Continued from previous page...

Mol	Chain	Res	Type	Atom
30	Y	601	CHL	NA
30	Y	605	CHL	NC
30	Y	605	CHL	ND
30	Y	605	CHL	NA
30	Y	606	CHL	NC
30	Y	606	CHL	ND
30	Y	606	CHL	NA
30	Y	608	CHL	NC
30	Y	608	CHL	ND
30	Y	608	CHL	NA
30	Y	609	CHL	NC
30	Y	609	CHL	ND
30	Y	609	CHL	NA
30	g	601	CHL	NC
30	g	601	CHL	ND
30	g	601	CHL	NA
30	g	605	CHL	NC
30	g	605	CHL	ND
30	g	605	CHL	NA
30	g	606	CHL	NC
30	g	606	CHL	ND
30	g	606	CHL	NA
30	g	608	CHL	NC
30	g	608	CHL	ND
30	g	608	CHL	NA
30	g	609	CHL	NC
30	g	609	CHL	ND
30	g	609	CHL	NA
30	g	607	CHL	NC
30	g	607	CHL	ND
30	g	607	CHL	NA
30	n	601	CHL	NC
30	n	601	CHL	ND
30	n	601	CHL	NA
30	n	605	CHL	NC
30	n	605	CHL	ND
30	n	605	CHL	NA
30	n	606	CHL	NC
30	n	606	CHL	ND
30	n	606	CHL	NA
30	n	608	CHL	NC
30	n	608	CHL	ND

Continued on next page...

Continued from previous page...

Mol	Chain	Res	Type	Atom
30	n	608	CHL	NA
30	n	609	CHL	NC
30	n	609	CHL	ND
30	n	609	CHL	NA
30	n	607	CHL	NC
30	n	607	CHL	ND
30	n	607	CHL	NA
30	r	605	CHL	NC
30	r	605	CHL	ND
30	r	605	CHL	NA
30	r	606	CHL	NC
30	r	606	CHL	ND
30	r	606	CHL	NA
30	r	607	CHL	NC
30	r	607	CHL	ND
30	r	607	CHL	NA
30	s	601	CHL	NC
30	s	601	CHL	ND
30	s	601	CHL	NA
30	s	606	CHL	NC
30	s	606	CHL	ND
30	s	606	CHL	NA
30	s	607	CHL	NC
30	s	607	CHL	ND
30	s	607	CHL	NA
30	s	608	CHL	NC
30	s	608	CHL	ND
30	s	608	CHL	NA
30	y	607	CHL	NC
30	y	607	CHL	ND
30	y	607	CHL	NA
30	y	601	CHL	NC
30	y	601	CHL	ND
30	y	601	CHL	NA
30	y	605	CHL	NC
30	y	605	CHL	ND
30	y	605	CHL	NA
30	y	606	CHL	NC
30	y	606	CHL	ND
30	y	606	CHL	NA
30	y	608	CHL	NC
30	y	608	CHL	ND

Continued on next page...

Continued from previous page...

Mol	Chain	Res	Type	Atom
30	y	608	CHL	NA
30	y	609	CHL	NC
30	y	609	CHL	ND
30	y	609	CHL	NA
31	1	602	CLA	ND
31	1	603	CLA	ND
31	1	604	CLA	ND
31	1	610	CLA	ND
31	1	611	CLA	ND
31	1	612	CLA	ND
31	1	613	CLA	ND
31	1	614	CLA	ND
31	2	602	CLA	ND
31	2	603	CLA	ND
31	2	604	CLA	ND
31	2	610	CLA	ND
31	2	611	CLA	ND
31	2	612	CLA	ND
31	2	613	CLA	ND
31	3	602	CLA	ND
31	3	603	CLA	ND
31	3	604	CLA	ND
31	3	610	CLA	ND
31	3	611	CLA	ND
31	3	612	CLA	ND
31	3	613	CLA	ND
31	3	614	CLA	ND
31	3	615	CLA	ND
31	4	602	CLA	ND
31	4	603	CLA	ND
31	4	604	CLA	ND
31	4	610	CLA	ND
31	4	611	CLA	ND
31	4	612	CLA	ND
31	4	613	CLA	ND
31	4	614	CLA	ND
31	5	602	CLA	ND
31	5	603	CLA	ND
31	5	604	CLA	ND
31	5	610	CLA	ND
31	5	611	CLA	ND
31	5	612	CLA	ND

Continued on next page...

Continued from previous page...

Mol	Chain	Res	Type	Atom
31	5	613	CLA	ND
31	6	602	CLA	ND
31	6	603	CLA	ND
31	6	604	CLA	ND
31	6	610	CLA	ND
31	6	611	CLA	ND
31	6	612	CLA	ND
31	6	613	CLA	ND
31	6	614	CLA	ND
31	6	615	CLA	ND
31	11	602	CLA	ND
31	11	603	CLA	ND
31	11	604	CLA	ND
31	11	610	CLA	ND
31	11	611	CLA	ND
31	11	612	CLA	ND
31	11	613	CLA	ND
31	11	614	CLA	ND
31	12	602	CLA	ND
31	12	603	CLA	ND
31	12	604	CLA	ND
31	12	609	CLA	ND
31	12	610	CLA	ND
31	12	611	CLA	ND
31	12	612	CLA	ND
31	12	613	CLA	ND
31	13	602	CLA	ND
31	13	603	CLA	ND
31	13	604	CLA	ND
31	13	610	CLA	ND
31	13	611	CLA	ND
31	13	612	CLA	ND
31	13	613	CLA	ND
31	13	614	CLA	ND
31	13	615	CLA	ND
31	14	602	CLA	ND
31	14	603	CLA	ND
31	14	604	CLA	ND
31	14	610	CLA	ND
31	14	611	CLA	ND
31	14	612	CLA	ND
31	14	613	CLA	ND

Continued on next page...

Continued from previous page...

Mol	Chain	Res	Type	Atom
31	14	614	CLA	ND
31	15	602	CLA	ND
31	15	603	CLA	ND
31	15	604	CLA	ND
31	15	609	CLA	ND
31	15	610	CLA	ND
31	15	611	CLA	ND
31	15	612	CLA	ND
31	15	613	CLA	ND
31	16	602	CLA	ND
31	16	603	CLA	ND
31	16	604	CLA	ND
31	16	610	CLA	ND
31	16	611	CLA	ND
31	16	612	CLA	ND
31	16	613	CLA	ND
31	16	614	CLA	ND
31	16	615	CLA	ND
31	A	402	CLA	ND
31	A	403	CLA	ND
31	A	404	CLA	ND
31	A	406	CLA	ND
31	B	601	CLA	ND
31	B	602	CLA	ND
31	B	603	CLA	ND
31	B	604	CLA	ND
31	B	605	CLA	ND
31	B	606	CLA	ND
31	B	607	CLA	ND
31	B	608	CLA	ND
31	B	609	CLA	ND
31	B	610	CLA	ND
31	B	611	CLA	ND
31	B	612	CLA	ND
31	B	613	CLA	ND
31	B	614	CLA	ND
31	B	615	CLA	ND
31	B	616	CLA	ND
31	C	502	CLA	ND
31	C	503	CLA	ND
31	C	504	CLA	ND
31	C	505	CLA	ND

Continued on next page...

Continued from previous page...

Mol	Chain	Res	Type	Atom
31	C	506	CLA	ND
31	C	507	CLA	ND
31	C	508	CLA	ND
31	C	509	CLA	ND
31	C	510	CLA	ND
31	C	511	CLA	ND
31	C	512	CLA	ND
31	C	513	CLA	ND
31	C	514	CLA	ND
31	D	404	CLA	ND
31	D	405	CLA	ND
31	G	602	CLA	ND
31	G	603	CLA	ND
31	G	604	CLA	ND
31	G	610	CLA	ND
31	G	611	CLA	ND
31	G	612	CLA	ND
31	G	613	CLA	ND
31	G	614	CLA	ND
31	N	602	CLA	ND
31	N	603	CLA	ND
31	N	604	CLA	ND
31	N	610	CLA	ND
31	N	611	CLA	ND
31	N	612	CLA	ND
31	N	613	CLA	ND
31	N	614	CLA	ND
31	N	615	CLA	ND
31	R	601	CLA	ND
31	R	602	CLA	ND
31	R	603	CLA	ND
31	R	604	CLA	ND
31	R	608	CLA	ND
31	R	609	CLA	ND
31	R	610	CLA	ND
31	R	611	CLA	ND
31	R	612	CLA	ND
31	R	613	CLA	ND
31	R	614	CLA	ND
31	S	602	CLA	ND
31	S	603	CLA	ND
31	S	604	CLA	ND

Continued on next page...

Continued from previous page...

Mol	Chain	Res	Type	Atom
31	S	605	CLA	ND
31	S	609	CLA	ND
31	S	610	CLA	ND
31	S	611	CLA	ND
31	S	612	CLA	ND
31	S	613	CLA	ND
31	S	614	CLA	ND
31	S	615	CLA	ND
31	Y	615	CLA	ND
31	Y	602	CLA	ND
31	Y	603	CLA	ND
31	Y	604	CLA	ND
31	Y	610	CLA	ND
31	Y	611	CLA	ND
31	Y	612	CLA	ND
31	Y	613	CLA	ND
31	Y	614	CLA	ND
31	a	403	CLA	ND
31	a	404	CLA	ND
31	a	407	CLA	ND
31	b	601	CLA	ND
31	b	602	CLA	ND
31	b	603	CLA	ND
31	b	604	CLA	ND
31	b	605	CLA	ND
31	b	606	CLA	ND
31	b	607	CLA	ND
31	b	608	CLA	ND
31	b	609	CLA	ND
31	b	610	CLA	ND
31	b	611	CLA	ND
31	b	612	CLA	ND
31	b	613	CLA	ND
31	b	614	CLA	ND
31	b	615	CLA	ND
31	b	616	CLA	ND
31	c	502	CLA	ND
31	c	503	CLA	ND
31	c	504	CLA	ND
31	c	505	CLA	ND
31	c	506	CLA	ND
31	c	507	CLA	ND

Continued on next page...

Continued from previous page...

Mol	Chain	Res	Type	Atom
31	c	508	CLA	ND
31	c	509	CLA	ND
31	c	510	CLA	ND
31	c	511	CLA	ND
31	c	512	CLA	ND
31	c	513	CLA	ND
31	c	514	CLA	ND
31	d	402	CLA	ND
31	d	404	CLA	ND
31	d	405	CLA	ND
31	g	602	CLA	ND
31	g	603	CLA	ND
31	g	604	CLA	ND
31	g	610	CLA	ND
31	g	611	CLA	ND
31	g	612	CLA	ND
31	g	613	CLA	ND
31	g	614	CLA	ND
31	n	602	CLA	ND
31	n	603	CLA	ND
31	n	604	CLA	ND
31	n	610	CLA	ND
31	n	611	CLA	ND
31	n	612	CLA	ND
31	n	613	CLA	ND
31	n	614	CLA	ND
31	n	615	CLA	ND
31	r	601	CLA	ND
31	r	602	CLA	ND
31	r	603	CLA	ND
31	r	604	CLA	ND
31	r	608	CLA	ND
31	r	609	CLA	ND
31	r	610	CLA	ND
31	r	611	CLA	ND
31	r	612	CLA	ND
31	r	613	CLA	ND
31	r	614	CLA	ND
31	s	602	CLA	ND
31	s	603	CLA	ND
31	s	604	CLA	ND
31	s	605	CLA	ND

Continued on next page...

Continued from previous page...

Mol	Chain	Res	Type	Atom
31	s	609	CLA	ND
31	s	610	CLA	ND
31	s	611	CLA	ND
31	s	612	CLA	ND
31	s	613	CLA	ND
31	s	614	CLA	ND
31	s	615	CLA	ND
31	y	602	CLA	ND
31	y	603	CLA	ND
31	y	604	CLA	ND
31	y	610	CLA	ND
31	y	611	CLA	ND
31	y	612	CLA	ND
31	y	613	CLA	ND
31	y	614	CLA	ND
31	y	615	CLA	ND

All (5945) torsion outliers are listed below:

Mol	Chain	Res	Type	Atoms
30	1	601	CHL	C3C-C2C-CMC-OMC
30	1	605	CHL	CHA-CBD-CGD-O1D
30	1	606	CHL	C1C-C2C-CMC-OMC
30	1	606	CHL	C3C-C2C-CMC-OMC
30	1	608	CHL	O1A-CGA-O2A-C1
30	1	608	CHL	C3C-C2C-CMC-OMC
30	1	609	CHL	C1A-C2A-CAA-CBA
30	1	609	CHL	C3A-C2A-CAA-CBA
30	1	609	CHL	C1C-C2C-CMC-OMC
30	1	609	CHL	C3C-C2C-CMC-OMC
30	1	609	CHL	CHA-CBD-CGD-O2D
30	1	609	CHL	C1-C2-C3-C4
30	1	609	CHL	C1-C2-C3-C5
30	1	609	CHL	C2-C3-C5-C6
30	1	609	CHL	C4-C3-C5-C6
30	2	605	CHL	C1A-C2A-CAA-CBA
30	2	605	CHL	C3A-C2A-CAA-CBA
30	2	605	CHL	C3C-C2C-CMC-OMC
30	2	605	CHL	CHA-CBD-CGD-O2D
30	2	606	CHL	C3A-C2A-CAA-CBA
30	2	608	CHL	CBA-CGA-O2A-C1
30	2	608	CHL	O1A-CGA-O2A-C1

Continued on next page...

Continued from previous page...

Mol	Chain	Res	Type	Atoms
30	2	609	CHL	C1A-C2A-CAA-CBA
30	2	609	CHL	C3A-C2A-CAA-CBA
30	2	609	CHL	C1-C2-C3-C4
30	2	609	CHL	C1-C2-C3-C5
30	2	609	CHL	C4-C3-C5-C6
30	3	601	CHL	C1-C2-C3-C5
30	3	605	CHL	C1A-C2A-CAA-CBA
30	3	605	CHL	C3C-C2C-CMC-OMC
30	3	605	CHL	CAD-CBD-CGD-O1D
30	3	605	CHL	C4-C3-C5-C6
30	3	606	CHL	C2-C3-C5-C6
30	3	606	CHL	C4-C3-C5-C6
30	3	607	CHL	C1C-C2C-CMC-OMC
30	3	607	CHL	C1-C2-C3-C4
30	3	607	CHL	C1-C2-C3-C5
30	3	608	CHL	C1A-C2A-CAA-CBA
30	3	608	CHL	C3A-C2A-CAA-CBA
30	4	601	CHL	C1A-C2A-CAA-CBA
30	4	601	CHL	C3A-C2A-CAA-CBA
30	4	601	CHL	C3C-C2C-CMC-OMC
30	4	605	CHL	CHA-CBD-CGD-O1D
30	4	606	CHL	C3C-C2C-CMC-OMC
30	4	607	CHL	C1-C2-C3-C4
30	4	607	CHL	C1-C2-C3-C5
30	4	608	CHL	O1A-CGA-O2A-C1
30	4	608	CHL	C3C-C2C-CMC-OMC
30	4	609	CHL	C1A-C2A-CAA-CBA
30	4	609	CHL	C3A-C2A-CAA-CBA
30	4	609	CHL	C1C-C2C-CMC-OMC
30	4	609	CHL	C3C-C2C-CMC-OMC
30	4	609	CHL	CHA-CBD-CGD-O2D
30	4	609	CHL	C1-C2-C3-C5
30	4	609	CHL	C2-C3-C5-C6
30	5	601	CHL	C3C-C2C-CMC-OMC
30	5	605	CHL	C1A-C2A-CAA-CBA
30	5	605	CHL	C3A-C2A-CAA-CBA
30	5	605	CHL	C3C-C2C-CMC-OMC
30	5	605	CHL	CHA-CBD-CGD-O2D
30	5	606	CHL	C3C-C2C-CMC-OMC
30	5	608	CHL	CBA-CGA-O2A-C1
30	6	601	CHL	O2A-C1-C2-C3
30	6	605	CHL	C1A-C2A-CAA-CBA

Continued on next page...

Continued from previous page...

Mol	Chain	Res	Type	Atoms
30	6	605	CHL	C3C-C2C-CMC-OMC
30	6	605	CHL	CAD-CBD-CGD-O1D
30	6	606	CHL	C1A-C2A-CAA-CBA
30	6	606	CHL	C3A-C2A-CAA-CBA
30	6	606	CHL	C2-C3-C5-C6
30	6	607	CHL	C1C-C2C-CMC-OMC
30	6	607	CHL	C1-C2-C3-C4
30	6	607	CHL	C1-C2-C3-C5
30	6	608	CHL	C1A-C2A-CAA-CBA
30	6	608	CHL	C3A-C2A-CAA-CBA
30	6	609	CHL	C1-C2-C3-C5
30	11	601	CHL	O1A-CGA-O2A-C1
30	11	601	CHL	C3C-C2C-CMC-OMC
30	11	601	CHL	CHA-CBD-CGD-O1D
30	11	601	CHL	CHA-CBD-CGD-O2D
30	11	605	CHL	C1A-C2A-CAA-CBA
30	11	605	CHL	C3A-C2A-CAA-CBA
30	11	605	CHL	CBD-CGD-O2D-CED
30	11	606	CHL	C1C-C2C-CMC-OMC
30	11	606	CHL	C3C-C2C-CMC-OMC
30	11	607	CHL	C3C-C2C-CMC-OMC
30	11	607	CHL	CBD-CGD-O2D-CED
30	11	607	CHL	O1D-CGD-O2D-CED
30	11	608	CHL	C2-C1-O2A-CGA
30	11	608	CHL	C1-C2-C3-C5
30	11	609	CHL	C1A-C2A-CAA-CBA
30	11	609	CHL	C1C-C2C-CMC-OMC
30	11	609	CHL	CHA-CBD-CGD-O2D
30	11	609	CHL	C1-C2-C3-C5
30	11	609	CHL	C4-C3-C5-C6
30	12	601	CHL	CBA-CGA-O2A-C1
30	12	601	CHL	C1C-C2C-CMC-OMC
30	12	601	CHL	C3C-C2C-CMC-OMC
30	12	606	CHL	CHA-CBD-CGD-O1D
30	12	607	CHL	C1A-C2A-CAA-CBA
30	12	607	CHL	C3A-C2A-CAA-CBA
30	12	607	CHL	C1C-C2C-CMC-OMC
30	12	607	CHL	C3C-C2C-CMC-OMC
30	12	608	CHL	C3A-C2A-CAA-CBA
30	12	608	CHL	C1C-C2C-CMC-OMC
30	12	608	CHL	C3C-C2C-CMC-OMC
30	12	608	CHL	CHA-CBD-CGD-O2D

Continued on next page...

Continued from previous page...

Mol	Chain	Res	Type	Atoms
30	13	601	CHL	C3C-C2C-CMC-OMC
30	13	601	CHL	C1-C2-C3-C5
30	13	605	CHL	C1A-C2A-CAA-CBA
30	13	605	CHL	C3A-C2A-CAA-CBA
30	13	605	CHL	C3C-C2C-CMC-OMC
30	13	605	CHL	C1-C2-C3-C5
30	13	606	CHL	C1A-C2A-CAA-CBA
30	13	606	CHL	C1C-C2C-CMC-OMC
30	13	606	CHL	C3C-C2C-CMC-OMC
30	13	608	CHL	C1A-C2A-CAA-CBA
30	13	608	CHL	C3A-C2A-CAA-CBA
30	13	608	CHL	CBD-CGD-O2D-CED
30	13	609	CHL	C1-C2-C3-C4
30	13	609	CHL	C1-C2-C3-C5
30	14	601	CHL	O1A-CGA-O2A-C1
30	14	601	CHL	C3C-C2C-CMC-OMC
30	14	601	CHL	CHA-CBD-CGD-O1D
30	14	601	CHL	C14-C13-C15-C16
30	14	605	CHL	C1A-C2A-CAA-CBA
30	14	605	CHL	C3A-C2A-CAA-CBA
30	14	605	CHL	C1C-C2C-CMC-OMC
30	14	605	CHL	CBD-CGD-O2D-CED
30	14	608	CHL	C2-C1-O2A-CGA
30	14	608	CHL	C1C-C2C-CMC-OMC
30	14	608	CHL	C3C-C2C-CMC-OMC
30	14	608	CHL	CBD-CGD-O2D-CED
30	14	609	CHL	C1A-C2A-CAA-CBA
30	14	609	CHL	C1C-C2C-CMC-OMC
30	14	609	CHL	CHA-CBD-CGD-O2D
30	14	609	CHL	C1-C2-C3-C4
30	14	609	CHL	C2-C3-C5-C6
30	15	601	CHL	CBA-CGA-O2A-C1
30	15	601	CHL	C1C-C2C-CMC-OMC
30	15	601	CHL	C3C-C2C-CMC-OMC
30	15	606	CHL	CHA-CBD-CGD-O1D
30	15	606	CHL	CHA-CBD-CGD-O2D
30	15	607	CHL	C1A-C2A-CAA-CBA
30	15	607	CHL	C3A-C2A-CAA-CBA
30	15	607	CHL	C1C-C2C-CMC-OMC
30	15	607	CHL	C3C-C2C-CMC-OMC
30	15	608	CHL	CHA-CBD-CGD-O2D
30	16	601	CHL	C1A-C2A-CAA-CBA

Continued on next page...

Continued from previous page...

Mol	Chain	Res	Type	Atoms
30	16	601	CHL	C3C-C2C-CMC-OMC
30	16	605	CHL	C1A-C2A-CAA-CBA
30	16	605	CHL	C3A-C2A-CAA-CBA
30	16	605	CHL	C3C-C2C-CMC-OMC
30	16	606	CHL	C1A-C2A-CAA-CBA
30	16	606	CHL	C1C-C2C-CMC-OMC
30	16	606	CHL	C3C-C2C-CMC-OMC
30	16	607	CHL	O2A-C1-C2-C3
30	16	607	CHL	C1-C2-C3-C4
30	16	607	CHL	C1-C2-C3-C5
30	16	608	CHL	C1A-C2A-CAA-CBA
30	16	608	CHL	C3A-C2A-CAA-CBA
30	16	608	CHL	CBD-CGD-O2D-CED
30	16	609	CHL	C1A-C2A-CAA-CBA
30	16	609	CHL	C3A-C2A-CAA-CBA
30	16	609	CHL	C3C-C2C-CMC-OMC
30	G	605	CHL	C1A-C2A-CAA-CBA
30	G	608	CHL	C2A-CAA-CBA-CGA
30	G	608	CHL	C3C-C2C-CMC-OMC
30	G	607	CHL	C1A-C2A-CAA-CBA
30	N	601	CHL	C2A-CAA-CBA-CGA
30	N	601	CHL	C2-C3-C5-C6
30	N	605	CHL	C1A-C2A-CAA-CBA
30	N	605	CHL	C3C-C2C-CMC-OMC
30	N	605	CHL	CAD-CBD-CGD-O1D
30	N	606	CHL	C1A-C2A-CAA-CBA
30	N	606	CHL	C3A-C2A-CAA-CBA
30	N	606	CHL	C3C-C2C-CMC-OMC
30	N	608	CHL	C1A-C2A-CAA-CBA
30	N	608	CHL	C3A-C2A-CAA-CBA
30	N	609	CHL	C3C-C2C-CMC-OMC
30	N	609	CHL	CHA-CBD-CGD-O1D
30	N	609	CHL	CHA-CBD-CGD-O2D
30	N	609	CHL	CAD-CBD-CGD-O2D
30	N	609	CHL	C1-C2-C3-C4
30	N	609	CHL	C2-C3-C5-C6
30	N	607	CHL	C1-C2-C3-C5
30	R	605	CHL	C1C-C2C-CMC-OMC
30	R	605	CHL	C1-C2-C3-C4
30	R	605	CHL	C2-C3-C5-C6
30	R	606	CHL	C1A-C2A-CAA-CBA
30	R	607	CHL	CBD-CGD-O2D-CED

Continued on next page...

Continued from previous page...

Mol	Chain	Res	Type	Atoms
30	S	601	CHL	C1C-C2C-CMC-OMC
30	S	601	CHL	C3C-C2C-CMC-OMC
30	S	607	CHL	C1A-C2A-CAA-CBA
30	S	607	CHL	C3A-C2A-CAA-CBA
30	S	607	CHL	C3C-C2C-CMC-OMC
30	S	608	CHL	C1C-C2C-CMC-OMC
30	S	608	CHL	C3C-C2C-CMC-OMC
30	Y	607	CHL	C3C-C2C-CMC-OMC
30	Y	601	CHL	C2-C3-C5-C6
30	Y	601	CHL	C4-C3-C5-C6
30	Y	605	CHL	C1C-C2C-CMC-OMC
30	Y	605	CHL	C3C-C2C-CMC-OMC
30	Y	605	CHL	C1-C2-C3-C4
30	Y	606	CHL	C1A-C2A-CAA-CBA
30	Y	606	CHL	C1C-C2C-CMC-OMC
30	Y	606	CHL	C2-C3-C5-C6
30	Y	608	CHL	C1A-C2A-CAA-CBA
30	Y	608	CHL	CBD-CGD-O2D-CED
30	Y	609	CHL	C1C-C2C-CMC-OMC
30	Y	609	CHL	C3C-C2C-CMC-OMC
30	Y	609	CHL	C1-C2-C3-C4
30	g	605	CHL	C1A-C2A-CAA-CBA
30	g	606	CHL	C1A-C2A-CAA-CBA
30	g	606	CHL	C3A-C2A-CAA-CBA
30	g	608	CHL	C2A-CAA-CBA-CGA
30	g	609	CHL	C1-C2-C3-C5
30	g	607	CHL	C1A-C2A-CAA-CBA
30	n	601	CHL	C1A-C2A-CAA-CBA
30	n	601	CHL	C1-C2-C3-C4
30	n	601	CHL	C2-C3-C5-C6
30	n	601	CHL	C4-C3-C5-C6
30	n	605	CHL	C1A-C2A-CAA-CBA
30	n	605	CHL	CBA-CGA-O2A-C1
30	n	605	CHL	O1A-CGA-O2A-C1
30	n	605	CHL	C3C-C2C-CMC-OMC
30	n	606	CHL	C1A-C2A-CAA-CBA
30	n	606	CHL	C3A-C2A-CAA-CBA
30	n	606	CHL	C3C-C2C-CMC-OMC
30	n	606	CHL	C1-C2-C3-C5
30	n	608	CHL	C1A-C2A-CAA-CBA
30	n	608	CHL	C3A-C2A-CAA-CBA
30	n	608	CHL	C2A-CAA-CBA-CGA

Continued on next page...

Continued from previous page...

Mol	Chain	Res	Type	Atoms
30	n	608	CHL	CHA-CBD-CGD-O1D
30	n	608	CHL	CHA-CBD-CGD-O2D
30	n	609	CHL	CHA-CBD-CGD-O1D
30	n	609	CHL	CHA-CBD-CGD-O2D
30	n	609	CHL	CAD-CBD-CGD-O2D
30	n	609	CHL	C2-C3-C5-C6
30	n	607	CHL	C2-C3-C5-C6
30	r	605	CHL	C1C-C2C-CMC-OMC
30	r	605	CHL	C2-C3-C5-C6
30	r	606	CHL	CBD-CGD-O2D-CED
30	r	606	CHL	C11-C10-C8-C9
30	r	607	CHL	CBD-CGD-O2D-CED
30	s	601	CHL	C1C-C2C-CMC-OMC
30	s	606	CHL	C1-C2-C3-C5
30	s	607	CHL	C1A-C2A-CAA-CBA
30	s	607	CHL	C3A-C2A-CAA-CBA
30	s	607	CHL	C3C-C2C-CMC-OMC
30	s	607	CHL	CHA-CBD-CGD-O1D
30	s	607	CHL	CHA-CBD-CGD-O2D
30	s	608	CHL	C1C-C2C-CMC-OMC
30	s	608	CHL	C3C-C2C-CMC-OMC
30	y	607	CHL	C3C-C2C-CMC-OMC
30	y	601	CHL	C4-C3-C5-C6
30	y	605	CHL	C1C-C2C-CMC-OMC
30	y	605	CHL	C3C-C2C-CMC-OMC
30	y	605	CHL	C1-C2-C3-C4
30	y	606	CHL	C1A-C2A-CAA-CBA
30	y	606	CHL	C1C-C2C-CMC-OMC
30	y	606	CHL	C4-C3-C5-C6
30	y	608	CHL	C1A-C2A-CAA-CBA
30	y	608	CHL	C1C-C2C-CMC-OMC
30	y	608	CHL	CBD-CGD-O2D-CED
30	y	609	CHL	C1-C2-C3-C4
31	1	604	CLA	CAD-CBD-CGD-O1D
31	1	604	CLA	CBD-CGD-O2D-CED
31	1	604	CLA	C1-C2-C3-C5
31	1	610	CLA	C1A-C2A-CAA-CBA
31	1	610	CLA	C3A-C2A-CAA-CBA
31	1	610	CLA	C1-C2-C3-C4
31	1	612	CLA	C1A-C2A-CAA-CBA
31	1	612	CLA	C3A-C2A-CAA-CBA
31	1	612	CLA	CBD-CGD-O2D-CED

Continued on next page...

Continued from previous page...

Mol	Chain	Res	Type	Atoms
31	1	613	CLA	C1-C2-C3-C4
31	1	614	CLA	C1A-C2A-CAA-CBA
31	1	614	CLA	C3A-C2A-CAA-CBA
31	2	602	CLA	C3A-C2A-CAA-CBA
31	2	602	CLA	CHA-CBD-CGD-O2D
31	2	602	CLA	C1-C2-C3-C4
31	2	602	CLA	C1-C2-C3-C5
31	2	602	CLA	C2-C3-C5-C6
31	2	603	CLA	CBD-CGD-O2D-CED
31	2	604	CLA	C1A-C2A-CAA-CBA
31	2	610	CLA	C1A-C2A-CAA-CBA
31	2	610	CLA	C3A-C2A-CAA-CBA
31	2	611	CLA	C1A-C2A-CAA-CBA
31	2	611	CLA	CBA-CGA-O2A-C1
31	2	611	CLA	CHA-CBD-CGD-O1D
31	2	612	CLA	CHA-CBD-CGD-O1D
31	2	613	CLA	CBD-CGD-O2D-CED
31	3	602	CLA	C3A-C2A-CAA-CBA
31	3	602	CLA	CHA-CBD-CGD-O2D
31	3	604	CLA	CHA-CBD-CGD-O1D
31	3	604	CLA	C2-C3-C5-C6
31	3	610	CLA	C3A-C2A-CAA-CBA
31	3	610	CLA	C1-C2-C3-C4
31	3	610	CLA	C1-C2-C3-C5
31	3	610	CLA	C4-C3-C5-C6
31	3	611	CLA	C1A-C2A-CAA-CBA
31	3	612	CLA	C1-C2-C3-C5
31	3	613	CLA	CHA-CBD-CGD-O1D
31	3	613	CLA	CHA-CBD-CGD-O2D
31	3	615	CLA	CBA-CGA-O2A-C1
31	3	615	CLA	CHA-CBD-CGD-O1D
31	3	615	CLA	CAD-CBD-CGD-O1D
31	4	602	CLA	C1-C2-C3-C5
31	4	603	CLA	C1-C2-C3-C5
31	4	604	CLA	CHA-CBD-CGD-O1D
31	4	604	CLA	CAD-CBD-CGD-O1D
31	4	604	CLA	CAD-CBD-CGD-O2D
31	4	610	CLA	C1A-C2A-CAA-CBA
31	4	610	CLA	C3A-C2A-CAA-CBA
31	4	610	CLA	C1-C2-C3-C5
31	4	612	CLA	CBA-CGA-O2A-C1
31	4	612	CLA	CBD-CGD-O2D-CED

Continued on next page...

Continued from previous page...

Mol	Chain	Res	Type	Atoms
31	4	614	CLA	C1A-C2A-CAA-CBA
31	4	614	CLA	C3A-C2A-CAA-CBA
31	5	602	CLA	C3A-C2A-CAA-CBA
31	5	602	CLA	C2-C3-C5-C6
31	5	602	CLA	C4-C3-C5-C6
31	5	603	CLA	CBD-CGD-O2D-CED
31	5	610	CLA	C3A-C2A-CAA-CBA
31	5	610	CLA	CHA-CBD-CGD-O2D
31	5	610	CLA	C1-C2-C3-C5
31	5	611	CLA	CBD-CGD-O2D-CED
31	5	612	CLA	CHA-CBD-CGD-O1D
31	5	613	CLA	CBD-CGD-O2D-CED
31	6	602	CLA	C3A-C2A-CAA-CBA
31	6	602	CLA	CHA-CBD-CGD-O2D
31	6	604	CLA	CHA-CBD-CGD-O1D
31	6	604	CLA	CHA-CBD-CGD-O2D
31	6	604	CLA	C2-C3-C5-C6
31	6	610	CLA	C3A-C2A-CAA-CBA
31	6	610	CLA	C1-C2-C3-C4
31	6	610	CLA	C1-C2-C3-C5
31	6	610	CLA	C2-C3-C5-C6
31	6	610	CLA	C4-C3-C5-C6
31	6	611	CLA	C1A-C2A-CAA-CBA
31	6	611	CLA	C14-C13-C15-C16
31	6	612	CLA	C1-C2-C3-C5
31	6	614	CLA	C1A-C2A-CAA-CBA
31	6	614	CLA	C3A-C2A-CAA-CBA
31	6	615	CLA	CHA-CBD-CGD-O1D
31	6	615	CLA	CAD-CBD-CGD-O1D
31	11	602	CLA	C1A-C2A-CAA-CBA
31	11	602	CLA	C3A-C2A-CAA-CBA
31	11	602	CLA	CBD-CGD-O2D-CED
31	11	603	CLA	CBA-CGA-O2A-C1
31	11	604	CLA	C1A-C2A-CAA-CBA
31	11	604	CLA	CBA-CGA-O2A-C1
31	11	610	CLA	C1A-C2A-CAA-CBA
31	11	611	CLA	CAD-CBD-CGD-O2D
31	11	612	CLA	C2A-CAA-CBA-CGA
31	11	613	CLA	CHA-CBD-CGD-O2D
31	11	613	CLA	C1-C2-C3-C4
31	12	602	CLA	CBD-CGD-O2D-CED
31	12	603	CLA	CBD-CGD-O2D-CED

Continued on next page...

Continued from previous page...

Mol	Chain	Res	Type	Atoms
31	12	603	CLA	C1-C2-C3-C4
31	12	603	CLA	C1-C2-C3-C5
31	12	603	CLA	C2-C3-C5-C6
31	12	609	CLA	C3A-C2A-CAA-CBA
31	12	609	CLA	CBD-CGD-O2D-CED
31	12	609	CLA	C1-C2-C3-C4
31	12	609	CLA	C4-C3-C5-C6
31	12	610	CLA	CBD-CGD-O2D-CED
31	12	611	CLA	CBD-CGD-O2D-CED
31	12	612	CLA	CBD-CGD-O2D-CED
31	12	612	CLA	O1D-CGD-O2D-CED
31	12	612	CLA	O2A-C1-C2-C3
31	12	612	CLA	C1-C2-C3-C4
31	12	612	CLA	C1-C2-C3-C5
31	12	613	CLA	C1A-C2A-CAA-CBA
31	13	602	CLA	CHA-CBD-CGD-O2D
31	13	602	CLA	C1-C2-C3-C4
31	13	602	CLA	C1-C2-C3-C5
31	13	602	CLA	C4-C3-C5-C6
31	13	603	CLA	CAD-CBD-CGD-O2D
31	13	604	CLA	C1A-C2A-CAA-CBA
31	13	610	CLA	C1A-C2A-CAA-CBA
31	13	611	CLA	C1-C2-C3-C4
31	13	614	CLA	C1A-C2A-CAA-CBA
31	13	614	CLA	CAD-CBD-CGD-O2D
31	13	614	CLA	CBD-CGD-O2D-CED
31	13	615	CLA	CBD-CGD-O2D-CED
31	14	602	CLA	C1A-C2A-CAA-CBA
31	14	602	CLA	C3A-C2A-CAA-CBA
31	14	602	CLA	CBD-CGD-O2D-CED
31	14	603	CLA	CHA-CBD-CGD-O1D
31	14	603	CLA	CAD-CBD-CGD-O1D
31	14	604	CLA	C1A-C2A-CAA-CBA
31	14	604	CLA	C3A-C2A-CAA-CBA
31	14	604	CLA	CBA-CGA-O2A-C1
31	14	604	CLA	CBD-CGD-O2D-CED
31	14	604	CLA	C1-C2-C3-C4
31	14	604	CLA	C1-C2-C3-C5
31	14	610	CLA	C1A-C2A-CAA-CBA
31	14	611	CLA	CBD-CGD-O2D-CED
31	14	612	CLA	C1A-C2A-CAA-CBA
31	14	612	CLA	C3A-C2A-CAA-CBA

Continued on next page...

Continued from previous page...

Mol	Chain	Res	Type	Atoms
31	14	612	CLA	C2A-CAA-CBA-CGA
31	14	612	CLA	CBD-CGD-O2D-CED
31	14	613	CLA	CHA-CBD-CGD-O2D
31	14	613	CLA	C1-C2-C3-C4
31	14	614	CLA	CAD-CBD-CGD-O1D
31	15	602	CLA	C1A-C2A-CAA-CBA
31	15	602	CLA	CBD-CGD-O2D-CED
31	15	602	CLA	C1-C2-C3-C4
31	15	602	CLA	C2-C3-C5-C6
31	15	609	CLA	C1A-C2A-CAA-CBA
31	15	609	CLA	C3A-C2A-CAA-CBA
31	15	609	CLA	C4-C3-C5-C6
31	15	610	CLA	CBD-CGD-O2D-CED
31	15	611	CLA	CBD-CGD-O2D-CED
31	15	612	CLA	C1A-C2A-CAA-CBA
31	15	612	CLA	CBD-CGD-O2D-CED
31	15	612	CLA	O2A-C1-C2-C3
31	15	612	CLA	C1-C2-C3-C4
31	15	612	CLA	C1-C2-C3-C5
31	15	613	CLA	C1A-C2A-CAA-CBA
31	15	613	CLA	C3A-C2A-CAA-CBA
31	16	602	CLA	CBD-CGD-O2D-CED
31	16	602	CLA	C1-C2-C3-C4
31	16	602	CLA	C2-C3-C5-C6
31	16	610	CLA	C1A-C2A-CAA-CBA
31	16	613	CLA	C1-C2-C3-C5
31	16	614	CLA	C1A-C2A-CAA-CBA
31	16	614	CLA	CHA-CBD-CGD-O1D
31	16	614	CLA	CBD-CGD-O2D-CED
31	16	615	CLA	CHA-CBD-CGD-O2D
31	A	403	CLA	C1A-C2A-CAA-CBA
31	A	403	CLA	C3A-C2A-CAA-CBA
31	A	403	CLA	CHA-CBD-CGD-O2D
31	A	403	CLA	O2A-C1-C2-C3
31	A	404	CLA	C1A-C2A-CAA-CBA
31	A	404	CLA	C3A-C2A-CAA-CBA
31	A	404	CLA	CHA-CBD-CGD-O2D
31	A	404	CLA	C2-C3-C5-C6
31	B	601	CLA	C1A-C2A-CAA-CBA
31	B	601	CLA	CHA-CBD-CGD-O1D
31	B	601	CLA	CAD-CBD-CGD-O1D
31	B	603	CLA	CAD-CBD-CGD-O1D

Continued on next page...

Continued from previous page...

Mol	Chain	Res	Type	Atoms
31	B	603	CLA	C2-C3-C5-C6
31	B	604	CLA	C1-C2-C3-C4
31	B	605	CLA	CBD-CGD-O2D-CED
31	B	605	CLA	C4-C3-C5-C6
31	B	607	CLA	C1A-C2A-CAA-CBA
31	B	607	CLA	C3A-C2A-CAA-CBA
31	B	608	CLA	C1A-C2A-CAA-CBA
31	B	608	CLA	C11-C10-C8-C9
31	B	609	CLA	CHA-CBD-CGD-O1D
31	B	609	CLA	CAD-CBD-CGD-O1D
31	B	610	CLA	C1-C2-C3-C5
31	B	612	CLA	C1A-C2A-CAA-CBA
31	B	612	CLA	C3A-C2A-CAA-CBA
31	B	613	CLA	C4-C3-C5-C6
31	B	613	CLA	C11-C10-C8-C7
31	B	614	CLA	CHA-CBD-CGD-O1D
31	B	614	CLA	CAD-CBD-CGD-O1D
31	B	614	CLA	CAD-CBD-CGD-O2D
31	B	614	CLA	C4-C3-C5-C6
31	B	615	CLA	CHA-CBD-CGD-O1D
31	B	615	CLA	C11-C10-C8-C9
31	B	616	CLA	CHA-CBD-CGD-O1D
31	C	502	CLA	CHA-CBD-CGD-O1D
31	C	502	CLA	CHA-CBD-CGD-O2D
31	C	502	CLA	CAD-CBD-CGD-O1D
31	C	502	CLA	CAD-CBD-CGD-O2D
31	C	503	CLA	C1-C2-C3-C5
31	C	504	CLA	C1-C2-C3-C4
31	C	504	CLA	C1-C2-C3-C5
31	C	505	CLA	C2-C3-C5-C6
31	C	505	CLA	C4-C3-C5-C6
31	C	507	CLA	C1A-C2A-CAA-CBA
31	C	507	CLA	C3A-C2A-CAA-CBA
31	C	507	CLA	C2A-CAA-CBA-CGA
31	C	508	CLA	CHA-CBD-CGD-O1D
31	C	508	CLA	C2-C3-C5-C6
31	C	508	CLA	C4-C3-C5-C6
31	C	508	CLA	C11-C10-C8-C9
31	C	509	CLA	CHA-CBD-CGD-O2D
31	C	512	CLA	O1A-CGA-O2A-C1
31	C	512	CLA	CHA-CBD-CGD-O1D
31	C	512	CLA	C1-C2-C3-C4

Continued on next page...

Continued from previous page...

Mol	Chain	Res	Type	Atoms
31	C	512	CLA	C1-C2-C3-C5
31	C	514	CLA	C1A-C2A-CAA-CBA
31	G	602	CLA	C2-C3-C5-C6
31	G	602	CLA	C4-C3-C5-C6
31	G	603	CLA	C1-C2-C3-C4
31	G	604	CLA	C1A-C2A-CAA-CBA
31	G	604	CLA	C3A-C2A-CAA-CBA
31	G	604	CLA	C1-C2-C3-C5
31	G	611	CLA	C2-C3-C5-C6
31	G	611	CLA	C4-C3-C5-C6
31	G	613	CLA	CHA-CBD-CGD-O2D
31	G	614	CLA	C3A-C2A-CAA-CBA
31	N	602	CLA	CHA-CBD-CGD-O1D
31	N	602	CLA	CHA-CBD-CGD-O2D
31	N	603	CLA	C2-C3-C5-C6
31	N	604	CLA	CHA-CBD-CGD-O1D
31	N	604	CLA	C1-C2-C3-C4
31	N	604	CLA	C1-C2-C3-C5
31	N	604	CLA	C4-C3-C5-C6
31	N	610	CLA	C4-C3-C5-C6
31	N	611	CLA	C1A-C2A-CAA-CBA
31	N	612	CLA	CBD-CGD-O2D-CED
31	N	614	CLA	CBD-CGD-O2D-CED
31	R	601	CLA	C1A-C2A-CAA-CBA
31	R	601	CLA	C3A-C2A-CAA-CBA
31	R	601	CLA	CHA-CBD-CGD-O1D
31	R	602	CLA	CHA-CBD-CGD-O2D
31	R	603	CLA	C2-C3-C5-C6
31	R	603	CLA	C4-C3-C5-C6
31	R	609	CLA	C3A-C2A-CAA-CBA
31	R	609	CLA	C4-C3-C5-C6
31	R	610	CLA	CHA-CBD-CGD-O1D
31	R	610	CLA	CHA-CBD-CGD-O2D
31	R	613	CLA	CHA-CBD-CGD-O2D
31	R	613	CLA	C1-C2-C3-C5
31	R	614	CLA	C1-C2-C3-C4
31	R	614	CLA	C1-C2-C3-C5
31	S	603	CLA	C1A-C2A-CAA-CBA
31	S	603	CLA	CBD-CGD-O2D-CED
31	S	604	CLA	C1A-C2A-CAA-CBA
31	S	604	CLA	CHA-CBD-CGD-O1D
31	S	604	CLA	CHA-CBD-CGD-O2D

Continued on next page...

Continued from previous page...

Mol	Chain	Res	Type	Atoms
31	S	604	CLA	C11-C10-C8-C7
31	S	605	CLA	C1A-C2A-CAA-CBA
31	S	605	CLA	C3A-C2A-CAA-CBA
31	S	610	CLA	C1A-C2A-CAA-CBA
31	S	610	CLA	C3A-C2A-CAA-CBA
31	S	610	CLA	C4-C3-C5-C6
31	S	611	CLA	C1-C2-C3-C4
31	S	613	CLA	CBA-CGA-O2A-C1
31	S	613	CLA	O1A-CGA-O2A-C1
31	S	615	CLA	CBA-CGA-O2A-C1
31	S	615	CLA	CBD-CGD-O2D-CED
31	S	615	CLA	O1D-CGD-O2D-CED
31	Y	615	CLA	C1A-C2A-CAA-CBA
31	Y	615	CLA	CHA-CBD-CGD-O1D
31	Y	602	CLA	C1-C2-C3-C5
31	Y	602	CLA	C4-C3-C5-C6
31	Y	603	CLA	C1-C2-C3-C4
31	Y	603	CLA	C1-C2-C3-C5
31	a	404	CLA	C1A-C2A-CAA-CBA
31	a	404	CLA	C3A-C2A-CAA-CBA
31	a	404	CLA	CHA-CBD-CGD-O2D
31	a	404	CLA	C2-C3-C5-C6
31	b	601	CLA	C1A-C2A-CAA-CBA
31	b	601	CLA	CHA-CBD-CGD-O1D
31	b	601	CLA	CAD-CBD-CGD-O1D
31	b	603	CLA	CAD-CBD-CGD-O1D
31	b	603	CLA	C2-C3-C5-C6
31	b	605	CLA	CBD-CGD-O2D-CED
31	b	605	CLA	C4-C3-C5-C6
31	b	606	CLA	CHA-CBD-CGD-O1D
31	b	606	CLA	C1-C2-C3-C4
31	b	607	CLA	C1A-C2A-CAA-CBA
31	b	607	CLA	C3A-C2A-CAA-CBA
31	b	608	CLA	C1A-C2A-CAA-CBA
31	b	609	CLA	CHA-CBD-CGD-O1D
31	b	609	CLA	CAD-CBD-CGD-O1D
31	b	610	CLA	C1-C2-C3-C5
31	b	612	CLA	C1A-C2A-CAA-CBA
31	b	612	CLA	C3A-C2A-CAA-CBA
31	b	613	CLA	C4-C3-C5-C6
31	b	614	CLA	CHA-CBD-CGD-O1D
31	b	614	CLA	CAD-CBD-CGD-O1D

Continued on next page...

Continued from previous page...

Mol	Chain	Res	Type	Atoms
31	b	614	CLA	CAD-CBD-CGD-O2D
31	b	614	CLA	C2-C3-C5-C6
31	b	615	CLA	CHA-CBD-CGD-O1D
31	b	615	CLA	C11-C10-C8-C9
31	b	616	CLA	CHA-CBD-CGD-O1D
31	c	502	CLA	CHA-CBD-CGD-O1D
31	c	502	CLA	CHA-CBD-CGD-O2D
31	c	502	CLA	CAD-CBD-CGD-O1D
31	c	502	CLA	CAD-CBD-CGD-O2D
31	c	502	CLA	C11-C12-C13-C14
31	c	503	CLA	C1-C2-C3-C5
31	c	504	CLA	C1-C2-C3-C4
31	c	504	CLA	C1-C2-C3-C5
31	c	505	CLA	C1-C2-C3-C4
31	c	505	CLA	C1-C2-C3-C5
31	c	507	CLA	C1A-C2A-CAA-CBA
31	c	507	CLA	C3A-C2A-CAA-CBA
31	c	508	CLA	CHA-CBD-CGD-O1D
31	c	508	CLA	C2-C3-C5-C6
31	c	508	CLA	C4-C3-C5-C6
31	c	508	CLA	C11-C10-C8-C9
31	c	509	CLA	CHA-CBD-CGD-O2D
31	c	512	CLA	CHA-CBD-CGD-O1D
31	c	512	CLA	CHA-CBD-CGD-O2D
31	c	514	CLA	C1A-C2A-CAA-CBA
31	d	402	CLA	C1A-C2A-CAA-CBA
31	d	402	CLA	C3A-C2A-CAA-CBA
31	d	402	CLA	CHA-CBD-CGD-O2D
31	d	402	CLA	O2A-C1-C2-C3
31	d	405	CLA	C2-C3-C5-C6
31	g	602	CLA	C4-C3-C5-C6
31	g	603	CLA	C1-C2-C3-C4
31	g	603	CLA	C1-C2-C3-C5
31	g	604	CLA	C1A-C2A-CAA-CBA
31	g	611	CLA	C2-C3-C5-C6
31	g	611	CLA	C4-C3-C5-C6
31	g	613	CLA	CHA-CBD-CGD-O2D
31	g	614	CLA	C3A-C2A-CAA-CBA
31	n	602	CLA	C1-C2-C3-C5
31	n	602	CLA	C4-C3-C5-C6
31	n	603	CLA	C1-C2-C3-C5
31	n	604	CLA	C1-C2-C3-C4

Continued on next page...

Continued from previous page...

Mol	Chain	Res	Type	Atoms
31	n	604	CLA	C1-C2-C3-C5
31	n	604	CLA	C4-C3-C5-C6
31	n	610	CLA	C1A-C2A-CAA-CBA
31	n	610	CLA	C2-C3-C5-C6
31	n	610	CLA	C4-C3-C5-C6
31	n	611	CLA	CBA-CGA-O2A-C1
31	n	611	CLA	O1A-CGA-O2A-C1
31	n	612	CLA	CHA-CBD-CGD-O1D
31	n	613	CLA	C1A-C2A-CAA-CBA
31	n	614	CLA	C1A-C2A-CAA-CBA
31	n	614	CLA	C3A-C2A-CAA-CBA
31	n	614	CLA	CBD-CGD-O2D-CED
31	r	602	CLA	CHA-CBD-CGD-O2D
31	r	603	CLA	C2-C3-C5-C6
31	r	603	CLA	C4-C3-C5-C6
31	r	609	CLA	C1A-C2A-CAA-CBA
31	r	609	CLA	C3A-C2A-CAA-CBA
31	r	609	CLA	C1-C2-C3-C4
31	r	609	CLA	C1-C2-C3-C5
31	r	609	CLA	C4-C3-C5-C6
31	r	610	CLA	CHA-CBD-CGD-O1D
31	r	610	CLA	CHA-CBD-CGD-O2D
31	r	612	CLA	C3A-C2A-CAA-CBA
31	r	612	CLA	CHA-CBD-CGD-O1D
31	r	612	CLA	CAD-CBD-CGD-O1D
31	r	613	CLA	CHA-CBD-CGD-O1D
31	r	614	CLA	O2A-C1-C2-C3
31	r	614	CLA	C4-C3-C5-C6
31	s	604	CLA	C3A-C2A-CAA-CBA
31	s	604	CLA	CHA-CBD-CGD-O1D
31	s	605	CLA	C1A-C2A-CAA-CBA
31	s	605	CLA	C3A-C2A-CAA-CBA
31	s	609	CLA	C4-C3-C5-C6
31	s	610	CLA	C3A-C2A-CAA-CBA
31	s	610	CLA	C4-C3-C5-C6
31	s	611	CLA	CBA-CGA-O2A-C1
31	s	611	CLA	O1A-CGA-O2A-C1
31	s	611	CLA	C1-C2-C3-C5
31	s	613	CLA	CBA-CGA-O2A-C1
31	s	613	CLA	O1A-CGA-O2A-C1
31	s	613	CLA	CBD-CGD-O2D-CED
31	s	615	CLA	C1A-C2A-CAA-CBA

Continued on next page...

Continued from previous page...

Mol	Chain	Res	Type	Atoms
31	s	615	CLA	CBD-CGD-O2D-CED
31	s	615	CLA	O1D-CGD-O2D-CED
31	y	602	CLA	C4-C3-C5-C6
31	y	603	CLA	C1-C2-C3-C4
31	y	603	CLA	C1-C2-C3-C5
31	y	603	CLA	C4-C3-C5-C6
31	y	615	CLA	C1A-C2A-CAA-CBA
31	y	615	CLA	CHA-CBD-CGD-O1D
31	y	615	CLA	CAD-CBD-CGD-O1D
32	1	615	LHG	C4-O6-P-O4
32	3	616	LHG	O1-C1-C2-C3
32	3	616	LHG	C4-O6-P-O5
32	3	617	LHG	O2-C2-C3-O3
32	3	617	LHG	C3-O3-P-O4
32	3	617	LHG	C3-O3-P-O5
32	3	617	LHG	C8-C7-O7-C5
32	4	615	LHG	O1-C1-C2-C3
32	4	615	LHG	C4-O6-P-O3
32	4	615	LHG	C4-O6-P-O4
32	4	615	LHG	C4-O6-P-O5
32	6	616	LHG	C4-O6-P-O3
32	6	616	LHG	C4-O6-P-O4
32	6	616	LHG	C4-O6-P-O5
32	6	617	LHG	C4-O6-P-O4
32	6	617	LHG	O7-C5-C6-O8
32	6	617	LHG	C8-C7-O7-C5
32	11	615	LHG	C3-O3-P-O4
32	11	615	LHG	C3-O3-P-O5
32	13	616	LHG	C3-O3-P-O4
32	13	616	LHG	C3-O3-P-O6
32	13	616	LHG	C4-O6-P-O3
32	13	616	LHG	C4-O6-P-O4
32	13	616	LHG	C4-O6-P-O5
32	13	616	LHG	C8-C7-O7-C5
32	14	615	LHG	C4-O6-P-O5
32	16	616	LHG	C1-C2-C3-O3
32	16	616	LHG	C4-O6-P-O3
32	16	616	LHG	C4-O6-P-O4
32	16	616	LHG	C4-O6-P-O5
32	16	616	LHG	O9-C7-O7-C5
32	16	616	LHG	C8-C7-O7-C5
32	A	411	LHG	C3-O3-P-O4

Continued on next page...

Continued from previous page...

Mol	Chain	Res	Type	Atoms
32	A	411	LHG	O9-C7-O7-C5
32	A	411	LHG	C8-C7-O7-C5
32	A	413	LHG	C3-O3-P-O6
32	A	414	LHG	O1-C1-C2-C3
32	A	414	LHG	C4-O6-P-O5
32	A	414	LHG	O9-C7-O7-C5
32	A	414	LHG	C8-C7-O7-C5
32	A	415	LHG	O2-C2-C3-O3
32	A	415	LHG	C3-O3-P-O4
32	A	415	LHG	C4-O6-P-O4
32	A	415	LHG	C4-O6-P-O5
32	C	521	LHG	C3-O3-P-O5
32	C	521	LHG	C3-O3-P-O6
32	D	409	LHG	O1-C1-C2-C3
32	D	412	LHG	O1-C1-C2-C3
32	D	412	LHG	C3-O3-P-O5
32	G	615	LHG	O1-C1-C2-C3
32	G	615	LHG	C4-O6-P-O4
32	G	615	LHG	O9-C7-O7-C5
32	L	102	LHG	C4-O6-P-O5
32	N	616	LHG	O1-C1-C2-C3
32	N	616	LHG	C1-C2-C3-O3
32	N	616	LHG	C3-O3-P-O4
32	N	616	LHG	C4-O6-P-O4
32	R	621	LHG	C4-O6-P-O5
32	R	618	LHG	C3-O3-P-O6
32	R	618	LHG	C4-O6-P-O3
32	R	618	LHG	C4-O6-P-O4
32	R	618	LHG	C4-O6-P-O5
32	R	619	LHG	O6-C4-C5-O7
32	R	619	LHG	O9-C7-O7-C5
32	R	619	LHG	C8-C7-O7-C5
32	S	621	LHG	C1-C2-C3-O3
32	S	621	LHG	O2-C2-C3-O3
32	S	621	LHG	C4-O6-P-O3
32	S	621	LHG	C4-O6-P-O4
32	S	621	LHG	C4-O6-P-O5
32	S	617	LHG	C1-C2-C3-O3
32	Y	618	LHG	O1-C1-C2-O2
32	Y	618	LHG	O1-C1-C2-C3
32	Y	618	LHG	C1-C2-C3-O3
32	Y	618	LHG	C4-O6-P-O4

Continued on next page...

Continued from previous page...

Mol	Chain	Res	Type	Atoms
32	Y	618	LHG	O9-C7-O7-C5
32	Y	616	LHG	C4-O6-P-O5
32	Y	616	LHG	O7-C5-C6-O8
32	Y	617	LHG	O2-C2-C3-O3
32	Y	617	LHG	C3-O3-P-O5
32	Y	617	LHG	C4-O6-P-O4
32	Y	617	LHG	C4-O6-P-O5
32	a	401	LHG	C4-O6-P-O4
32	a	411	LHG	O1-C1-C2-O2
32	a	411	LHG	O1-C1-C2-C3
32	a	411	LHG	C3-O3-P-O4
32	a	411	LHG	C3-O3-P-O6
32	a	411	LHG	O9-C7-O7-C5
32	a	411	LHG	C8-C7-O7-C5
32	a	413	LHG	C3-O3-P-O4
32	a	413	LHG	C3-O3-P-O5
32	a	413	LHG	C3-O3-P-O6
32	a	414	LHG	O1-C1-C2-C3
32	a	414	LHG	C4-O6-P-O5
32	a	414	LHG	O9-C7-O7-C5
32	c	521	LHG	C3-O3-P-O5
32	d	409	LHG	O1-C1-C2-C3
32	d	413	LHG	O1-C1-C2-C3
32	d	413	LHG	C3-O3-P-O5
32	g	615	LHG	O1-C1-C2-C3
32	g	615	LHG	C1-C2-C3-O3
32	g	615	LHG	C4-O6-P-O4
32	l	102	LHG	C4-O6-P-O5
32	n	616	LHG	O1-C1-C2-C3
32	n	616	LHG	C4-O6-P-O3
32	n	616	LHG	C4-O6-P-O4
32	n	616	LHG	C4-O6-P-O5
32	n	616	LHG	C8-C7-O7-C5
32	r	621	LHG	C4-O6-P-O5
32	r	618	LHG	C4-O6-P-O3
32	r	618	LHG	C4-O6-P-O4
32	r	618	LHG	C4-O6-P-O5
32	r	619	LHG	O1-C1-C2-O2
32	r	619	LHG	O1-C1-C2-C3
32	r	619	LHG	C4-O6-P-O4
32	r	619	LHG	C4-O6-P-O5
32	r	619	LHG	C8-C7-O7-C5

Continued on next page...

Continued from previous page...

Mol	Chain	Res	Type	Atoms
32	s	621	LHG	C1-C2-C3-O3
32	s	621	LHG	O2-C2-C3-O3
32	s	621	LHG	C4-O6-P-O3
32	s	621	LHG	C4-O6-P-O4
32	s	621	LHG	C4-O6-P-O5
32	s	617	LHG	C3-O3-P-O4
32	s	617	LHG	C3-O3-P-O5
32	y	618	LHG	O1-C1-C2-O2
32	y	618	LHG	O1-C1-C2-C3
32	y	618	LHG	C1-C2-C3-O3
32	y	618	LHG	C4-O6-P-O4
32	y	618	LHG	O9-C7-O7-C5
32	y	616	LHG	C1-C2-C3-O3
32	y	616	LHG	C4-O6-P-O4
32	y	616	LHG	C4-O6-P-O5
32	y	616	LHG	O7-C5-C6-O8
32	y	617	LHG	C1-C2-C3-O3
32	y	617	LHG	O2-C2-C3-O3
32	y	617	LHG	C3-O3-P-O5
32	y	617	LHG	C4-O6-P-O4
32	y	617	LHG	C4-O6-P-O5
33	12	614	LUT	C11-C12-C13-C14
33	12	614	LUT	C11-C12-C13-C20
33	15	614	LUT	C11-C12-C13-C14
33	15	614	LUT	C11-C12-C13-C20
33	s	618	LUT	C1-C6-C7-C8
34	R	617	NEX	C7-C8-C9-C10
34	r	617	NEX	C7-C8-C9-C10
36	8	201	3PH	O22-C21-O21-C2
36	8	201	3PH	C22-C21-O21-C2
36	8	201	3PH	O32-C31-O31-C3
36	8	201	3PH	C32-C31-O31-C3
36	B	620	3PH	O22-C21-O21-C2
36	B	620	3PH	C22-C21-O21-C2
36	T	101	3PH	O21-C2-C3-O31
36	T	101	3PH	O22-C21-O21-C2
36	T	101	3PH	C22-C21-O21-C2
36	T	101	3PH	O32-C31-O31-C3
36	T	101	3PH	C32-C31-O31-C3
38	D	402	PHO	C3A-C2A-CAA-CBA
38	D	402	PHO	O2A-C1-C2-C3
38	D	402	PHO	C1-C2-C3-C4

Continued on next page...

Continued from previous page...

Mol	Chain	Res	Type	Atoms
38	D	402	PHO	C1-C2-C3-C5
39	C	515	BCR	C1-C6-C7-C8
39	D	406	BCR	C23-C24-C25-C26
39	J	101	BCR	C1-C6-C7-C8
39	J	101	BCR	C5-C6-C7-C8
39	J	101	BCR	C37-C22-C23-C24
39	J	101	BCR	C23-C24-C25-C26
39	J	101	BCR	C23-C24-C25-C30
39	c	515	BCR	C1-C6-C7-C8
39	d	406	BCR	C23-C24-C25-C26
39	j	101	BCR	C1-C6-C7-C8
39	j	101	BCR	C5-C6-C7-C8
39	j	101	BCR	C37-C22-C23-C24
39	j	101	BCR	C23-C24-C25-C26
39	j	101	BCR	C23-C24-C25-C30
40	A	408	SQD	O5-C5-C6-S
40	D	413	SQD	O10-C23-O48-C46
40	D	413	SQD	C24-C23-O48-C46
40	D	413	SQD	C5-C6-S-O7
40	D	413	SQD	C5-C6-S-O8
40	D	413	SQD	C5-C6-S-O9
40	L	101	SQD	C5-C6-S-O7
40	L	101	SQD	C5-C6-S-O8
40	L	101	SQD	C5-C6-S-O9
40	a	409	SQD	O5-C5-C6-S
40	d	412	SQD	O47-C45-C46-O48
40	l	101	SQD	C5-C6-S-O7
40	l	101	SQD	C5-C6-S-O8
40	l	101	SQD	C5-C6-S-O9
41	A	409	LMG	C2-C1-O1-C7
41	A	409	LMG	O6-C1-O1-C7
41	J	102	LMG	C2-C1-O1-C7
41	J	102	LMG	O6-C1-O1-C7
41	K	102	LMG	C2-C1-O1-C7
41	K	102	LMG	O6-C1-O1-C7
41	S	616	LMG	O6-C1-O1-C7
41	j	102	LMG	C2-C1-O1-C7
41	j	102	LMG	O6-C1-O1-C7
41	s	616	LMG	O6-C1-O1-C7
41	v	101	LMG	C2-C1-O1-C7
41	v	101	LMG	O6-C1-O1-C7
41	w	501	LMG	C2-C1-O1-C7

Continued on next page...

Continued from previous page...

Mol	Chain	Res	Type	Atoms
41	w	501	LMG	O6-C1-O1-C7
43	H	101	LNL	C15-C16-C17-C18
43	R	620	LNL	C15-C16-C17-C18
43	W	503	LNL	C15-C16-C17-C18
43	Y	619	LNL	C15-C16-C17-C18
43	Y	620	LNL	C9-C10-C11-C12
43	a	412	LNL	C13-C14-C15-C16
43	c	523	LNL	C15-C16-C17-C18
43	h	101	LNL	C15-C16-C17-C18
43	x	201	LNL	C12-C13-C14-C15
43	y	619	LNL	C15-C16-C17-C18
43	y	621	LNL	C15-C16-C17-C18
46	C	517	DGD	C2A-C1A-O1G-C1G
46	C	517	DGD	O1A-C1A-O1G-C1G
46	C	517	DGD	O6E-C1E-O5D-C6D
46	W	501	DGD	C2D-C1D-O3G-C3G
46	c	517	DGD	C2A-C1A-O1G-C1G
46	c	517	DGD	O1A-C1A-O1G-C1G
46	c	517	DGD	O6E-C1E-O5D-C6D
49	F	101	HEM	C2B-C3B-CAB-CBB
49	f	101	HEM	C2B-C3B-CAB-CBB
30	2	601	CHL	O1D-CGD-O2D-CED
30	4	606	CHL	O1D-CGD-O2D-CED
30	4	608	CHL	O1D-CGD-O2D-CED
30	15	605	CHL	O1D-CGD-O2D-CED
31	4	612	CLA	O1D-CGD-O2D-CED
31	5	611	CLA	O1D-CGD-O2D-CED
31	13	612	CLA	O1D-CGD-O2D-CED
31	13	615	CLA	O1D-CGD-O2D-CED
31	16	612	CLA	O1D-CGD-O2D-CED
30	1	608	CHL	O1D-CGD-O2D-CED
30	12	605	CHL	O1D-CGD-O2D-CED
30	14	608	CHL	O1D-CGD-O2D-CED
31	11	612	CLA	O1D-CGD-O2D-CED
31	12	611	CLA	O1D-CGD-O2D-CED
31	13	614	CLA	O1D-CGD-O2D-CED
31	14	612	CLA	O1D-CGD-O2D-CED
31	15	611	CLA	O1D-CGD-O2D-CED
31	15	612	CLA	O1D-CGD-O2D-CED
31	16	614	CLA	O1D-CGD-O2D-CED
30	1	605	CHL	CBD-CGD-O2D-CED
30	1	608	CHL	CBD-CGD-O2D-CED

Continued on next page...

Continued from previous page...

Mol	Chain	Res	Type	Atoms
30	2	601	CHL	CBD-CGD-O2D-CED
30	2	605	CHL	CBD-CGD-O2D-CED
30	2	608	CHL	CBD-CGD-O2D-CED
30	3	608	CHL	CBD-CGD-O2D-CED
30	4	605	CHL	CBD-CGD-O2D-CED
30	4	606	CHL	CBD-CGD-O2D-CED
30	4	608	CHL	CBD-CGD-O2D-CED
30	5	601	CHL	CBD-CGD-O2D-CED
30	5	605	CHL	CBD-CGD-O2D-CED
30	5	608	CHL	CBD-CGD-O2D-CED
30	6	608	CHL	CBD-CGD-O2D-CED
30	11	608	CHL	CBD-CGD-O2D-CED
30	12	605	CHL	CBD-CGD-O2D-CED
30	12	607	CHL	CBD-CGD-O2D-CED
30	15	605	CHL	CBD-CGD-O2D-CED
30	15	607	CHL	CBD-CGD-O2D-CED
30	G	605	CHL	CBD-CGD-O2D-CED
30	N	608	CHL	CBD-CGD-O2D-CED
30	R	606	CHL	CBD-CGD-O2D-CED
30	g	605	CHL	CBD-CGD-O2D-CED
31	1	602	CLA	CBD-CGD-O2D-CED
31	1	613	CLA	CBD-CGD-O2D-CED
31	3	610	CLA	CBD-CGD-O2D-CED
31	3	614	CLA	CBD-CGD-O2D-CED
31	5	602	CLA	CBD-CGD-O2D-CED
31	5	610	CLA	CBD-CGD-O2D-CED
31	6	614	CLA	CBD-CGD-O2D-CED
31	11	604	CLA	CBD-CGD-O2D-CED
31	11	611	CLA	CBD-CGD-O2D-CED
31	11	612	CLA	CBD-CGD-O2D-CED
31	12	604	CLA	CBD-CGD-O2D-CED
31	13	612	CLA	CBD-CGD-O2D-CED
31	15	604	CLA	CBD-CGD-O2D-CED
31	16	612	CLA	CBD-CGD-O2D-CED
31	16	613	CLA	CBD-CGD-O2D-CED
31	16	615	CLA	CBD-CGD-O2D-CED
31	A	402	CLA	CBD-CGD-O2D-CED
31	B	609	CLA	CBD-CGD-O2D-CED
31	C	504	CLA	CBD-CGD-O2D-CED
31	G	603	CLA	CBD-CGD-O2D-CED
31	N	610	CLA	CBD-CGD-O2D-CED
31	N	613	CLA	CBD-CGD-O2D-CED

Continued on next page...

Continued from previous page...

Mol	Chain	Res	Type	Atoms
31	N	615	CLA	CBD-CGD-O2D-CED
31	R	614	CLA	CBD-CGD-O2D-CED
31	S	613	CLA	CBD-CGD-O2D-CED
31	a	403	CLA	CBD-CGD-O2D-CED
31	c	504	CLA	CBD-CGD-O2D-CED
31	g	603	CLA	CBD-CGD-O2D-CED
31	n	610	CLA	CBD-CGD-O2D-CED
31	n	613	CLA	CBD-CGD-O2D-CED
31	n	615	CLA	CBD-CGD-O2D-CED
31	r	614	CLA	CBD-CGD-O2D-CED
31	s	603	CLA	CBD-CGD-O2D-CED
31	y	614	CLA	CBD-CGD-O2D-CED
30	1	601	CHL	O1A-CGA-O2A-C1
30	3	609	CHL	O1A-CGA-O2A-C1
30	5	608	CHL	O1A-CGA-O2A-C1
30	12	601	CHL	O1A-CGA-O2A-C1
30	15	601	CHL	O1A-CGA-O2A-C1
30	N	605	CHL	O1A-CGA-O2A-C1
31	1	613	CLA	O1A-CGA-O2A-C1
31	11	602	CLA	O1A-CGA-O2A-C1
31	11	614	CLA	O1A-CGA-O2A-C1
31	14	602	CLA	O1A-CGA-O2A-C1
31	14	604	CLA	O1A-CGA-O2A-C1
31	14	614	CLA	O1A-CGA-O2A-C1
31	C	511	CLA	O1A-CGA-O2A-C1
31	S	605	CLA	O1A-CGA-O2A-C1
31	S	611	CLA	O1A-CGA-O2A-C1
31	S	615	CLA	O1A-CGA-O2A-C1
31	c	511	CLA	O1A-CGA-O2A-C1
32	R	618	LHG	O10-C23-O8-C6
31	2	611	CLA	O1A-CGA-O2A-C1
31	5	611	CLA	O1A-CGA-O2A-C1
31	11	604	CLA	O1A-CGA-O2A-C1
30	2	605	CHL	O1D-CGD-O2D-CED
30	12	607	CHL	O1D-CGD-O2D-CED
30	15	607	CHL	O1D-CGD-O2D-CED
30	Y	608	CHL	O1D-CGD-O2D-CED
31	1	604	CLA	O1D-CGD-O2D-CED
31	5	613	CLA	O1D-CGD-O2D-CED
30	1	606	CHL	CBA-CGA-O2A-C1
30	4	606	CHL	CBA-CGA-O2A-C1
31	2	612	CLA	CBA-CGA-O2A-C1

Continued on next page...

Continued from previous page...

Mol	Chain	Res	Type	Atoms
31	5	611	CLA	CBA-CGA-O2A-C1
30	5	601	CHL	O1D-CGD-O2D-CED
30	5	605	CHL	O1D-CGD-O2D-CED
30	6	608	CHL	O1D-CGD-O2D-CED
30	y	608	CHL	O1D-CGD-O2D-CED
31	1	612	CLA	O1D-CGD-O2D-CED
31	1	613	CLA	O1D-CGD-O2D-CED
31	2	603	CLA	O1D-CGD-O2D-CED
31	2	613	CLA	O1D-CGD-O2D-CED
31	3	610	CLA	O1D-CGD-O2D-CED
31	4	613	CLA	O1D-CGD-O2D-CED
31	5	603	CLA	O1D-CGD-O2D-CED
31	5	610	CLA	O1D-CGD-O2D-CED
31	12	603	CLA	O1D-CGD-O2D-CED
31	12	604	CLA	O1D-CGD-O2D-CED
31	12	610	CLA	O1D-CGD-O2D-CED
31	15	610	CLA	O1D-CGD-O2D-CED
31	16	615	CLA	O1D-CGD-O2D-CED
31	N	615	CLA	O1D-CGD-O2D-CED
31	n	610	CLA	O1D-CGD-O2D-CED
31	n	615	CLA	O1D-CGD-O2D-CED
30	1	601	CHL	CBA-CGA-O2A-C1
30	1	608	CHL	CBA-CGA-O2A-C1
30	3	607	CHL	CBA-CGA-O2A-C1
30	3	609	CHL	CBA-CGA-O2A-C1
30	4	608	CHL	CBA-CGA-O2A-C1
30	11	601	CHL	CBA-CGA-O2A-C1
30	13	607	CHL	CBA-CGA-O2A-C1
30	14	601	CHL	CBA-CGA-O2A-C1
30	15	606	CHL	CBA-CGA-O2A-C1
30	g	605	CHL	CBA-CGA-O2A-C1
31	14	603	CLA	CBA-CGA-O2A-C1
31	r	614	CLA	CBA-CGA-O2A-C1
31	s	615	CLA	CBA-CGA-O2A-C1
30	1	609	CHL	CBD-CGD-O2D-CED
30	4	609	CHL	CBD-CGD-O2D-CED
30	13	601	CHL	CBD-CGD-O2D-CED
30	S	601	CHL	CBD-CGD-O2D-CED
30	S	608	CHL	CBD-CGD-O2D-CED
30	s	601	CHL	CBD-CGD-O2D-CED
31	2	602	CLA	CBD-CGD-O2D-CED
31	2	604	CLA	CBD-CGD-O2D-CED

Continued on next page...

Continued from previous page...

Mol	Chain	Res	Type	Atoms
31	2	611	CLA	CBD-CGD-O2D-CED
31	3	603	CLA	CBD-CGD-O2D-CED
31	4	602	CLA	CBD-CGD-O2D-CED
31	4	611	CLA	CBD-CGD-O2D-CED
31	4	613	CLA	CBD-CGD-O2D-CED
31	5	604	CLA	CBD-CGD-O2D-CED
31	6	610	CLA	CBD-CGD-O2D-CED
31	13	602	CLA	CBD-CGD-O2D-CED
31	13	613	CLA	CBD-CGD-O2D-CED
31	B	610	CLA	CBD-CGD-O2D-CED
31	C	509	CLA	CBD-CGD-O2D-CED
31	G	614	CLA	CBD-CGD-O2D-CED
31	S	612	CLA	CBD-CGD-O2D-CED
31	Y	614	CLA	CBD-CGD-O2D-CED
31	b	609	CLA	CBD-CGD-O2D-CED
31	b	610	CLA	CBD-CGD-O2D-CED
31	c	509	CLA	CBD-CGD-O2D-CED
31	g	614	CLA	CBD-CGD-O2D-CED
31	n	602	CLA	CBD-CGD-O2D-CED
31	s	602	CLA	CBD-CGD-O2D-CED
31	s	612	CLA	CBD-CGD-O2D-CED
30	6	601	CHL	O1A-CGA-O2A-C1
30	11	605	CHL	O1A-CGA-O2A-C1
30	12	606	CHL	O1A-CGA-O2A-C1
30	13	607	CHL	O1A-CGA-O2A-C1
30	14	607	CHL	O1A-CGA-O2A-C1
30	15	606	CHL	O1A-CGA-O2A-C1
30	G	601	CHL	O1A-CGA-O2A-C1
30	G	605	CHL	O1A-CGA-O2A-C1
30	g	605	CHL	O1A-CGA-O2A-C1
31	1	610	CLA	O1A-CGA-O2A-C1
31	2	610	CLA	O1A-CGA-O2A-C1
31	11	603	CLA	O1A-CGA-O2A-C1
31	11	613	CLA	O1A-CGA-O2A-C1
31	12	612	CLA	O1A-CGA-O2A-C1
31	14	603	CLA	O1A-CGA-O2A-C1
31	14	613	CLA	O1A-CGA-O2A-C1
31	15	612	CLA	O1A-CGA-O2A-C1
31	B	604	CLA	O1A-CGA-O2A-C1
31	B	613	CLA	O1A-CGA-O2A-C1
31	R	611	CLA	O1A-CGA-O2A-C1
31	b	613	CLA	O1A-CGA-O2A-C1

Continued on next page...

Continued from previous page...

Mol	Chain	Res	Type	Atoms
31	r	611	CLA	O1A-CGA-O2A-C1
31	r	614	CLA	O1A-CGA-O2A-C1
31	s	605	CLA	O1A-CGA-O2A-C1
31	s	615	CLA	O1A-CGA-O2A-C1
32	3	617	LHG	O10-C23-O8-C6
32	6	617	LHG	O10-C23-O8-C6
32	13	616	LHG	O10-C23-O8-C6
32	16	616	LHG	O10-C23-O8-C6
32	A	414	LHG	O10-C23-O8-C6
32	r	621	LHG	O10-C23-O8-C6
32	r	618	LHG	O10-C23-O8-C6
31	1	614	CLA	O1A-CGA-O2A-C1
31	G	603	CLA	O1D-CGD-O2D-CED
31	g	603	CLA	O1D-CGD-O2D-CED
31	G	602	CLA	C15-C16-C17-C18
31	g	602	CLA	C15-C16-C17-C18
30	1	605	CHL	O1D-CGD-O2D-CED
30	4	605	CHL	O1D-CGD-O2D-CED
30	g	605	CHL	O1D-CGD-O2D-CED
31	c	504	CLA	O1D-CGD-O2D-CED
30	15	606	CHL	CBD-CGD-O2D-CED
30	s	608	CHL	CBD-CGD-O2D-CED
31	4	604	CLA	CBD-CGD-O2D-CED
31	6	613	CLA	CBD-CGD-O2D-CED
31	R	611	CLA	CBD-CGD-O2D-CED
31	Y	613	CLA	CBD-CGD-O2D-CED
31	n	612	CLA	CBD-CGD-O2D-CED
31	C	504	CLA	O1D-CGD-O2D-CED
32	3	617	LHG	O9-C7-O7-C5
32	6	617	LHG	O9-C7-O7-C5
32	13	616	LHG	O9-C7-O7-C5
32	N	616	LHG	O9-C7-O7-C5
32	n	616	LHG	O9-C7-O7-C5
32	r	621	LHG	O9-C7-O7-C5
32	r	619	LHG	O9-C7-O7-C5
30	3	605	CHL	O1A-CGA-O2A-C1
31	1	614	CLA	CBA-CGA-O2A-C1
31	5	612	CLA	CBA-CGA-O2A-C1
30	1	606	CHL	O1A-CGA-O2A-C1
30	4	606	CHL	O1A-CGA-O2A-C1
30	G	605	CHL	O1D-CGD-O2D-CED
30	3	606	CHL	C3-C5-C6-C7

Continued on next page...

Continued from previous page...

Mol	Chain	Res	Type	Atoms
30	3	607	CHL	C3-C5-C6-C7
30	3	609	CHL	C3-C5-C6-C7
30	11	609	CHL	C3-C5-C6-C7
30	14	609	CHL	C3-C5-C6-C7
30	16	606	CHL	C3-C5-C6-C7
30	G	601	CHL	C3-C5-C6-C7
30	G	609	CHL	C3-C5-C6-C7
30	R	606	CHL	C3-C5-C6-C7
30	Y	609	CHL	C3-C5-C6-C7
30	g	601	CHL	C3-C5-C6-C7
30	g	609	CHL	C3-C5-C6-C7
30	r	606	CHL	C3-C5-C6-C7
30	y	609	CHL	C3-C5-C6-C7
31	3	602	CLA	C3-C5-C6-C7
31	6	602	CLA	C3-C5-C6-C7
31	11	613	CLA	C3-C5-C6-C7
31	12	603	CLA	C3-C5-C6-C7
31	14	613	CLA	C3-C5-C6-C7
31	B	601	CLA	C3-C5-C6-C7
31	B	608	CLA	C3-C5-C6-C7
31	G	610	CLA	C3-C5-C6-C7
31	R	603	CLA	C3-C5-C6-C7
31	S	602	CLA	C3-C5-C6-C7
31	S	614	CLA	C3-C5-C6-C7
31	Y	603	CLA	C3-C5-C6-C7
31	a	407	CLA	C3-C5-C6-C7
31	b	608	CLA	C3-C5-C6-C7
31	n	602	CLA	C3-C5-C6-C7
31	s	609	CLA	C3-C5-C6-C7
31	s	614	CLA	C3-C5-C6-C7
31	y	603	CLA	C3-C5-C6-C7
30	3	605	CHL	CBA-CGA-O2A-C1
30	6	607	CHL	CBA-CGA-O2A-C1
30	12	606	CHL	CBA-CGA-O2A-C1
30	G	601	CHL	CBA-CGA-O2A-C1
30	G	605	CHL	CBA-CGA-O2A-C1
31	1	610	CLA	CBA-CGA-O2A-C1
31	1	613	CLA	CBA-CGA-O2A-C1
31	5	602	CLA	CBA-CGA-O2A-C1
31	11	602	CLA	CBA-CGA-O2A-C1
31	11	613	CLA	CBA-CGA-O2A-C1
31	11	614	CLA	CBA-CGA-O2A-C1

Continued on next page...

Continued from previous page...

Mol	Chain	Res	Type	Atoms
31	12	612	CLA	CBA-CGA-O2A-C1
31	14	602	CLA	CBA-CGA-O2A-C1
31	14	613	CLA	CBA-CGA-O2A-C1
31	14	614	CLA	CBA-CGA-O2A-C1
31	15	612	CLA	CBA-CGA-O2A-C1
31	B	606	CLA	CBA-CGA-O2A-C1
31	C	512	CLA	CBA-CGA-O2A-C1
31	S	605	CLA	CBA-CGA-O2A-C1
31	S	611	CLA	CBA-CGA-O2A-C1
31	Y	603	CLA	CBA-CGA-O2A-C1
31	c	508	CLA	CBA-CGA-O2A-C1
31	s	605	CLA	CBA-CGA-O2A-C1
32	6	617	LHG	C24-C23-O8-C6
32	13	616	LHG	C24-C23-O8-C6
32	16	616	LHG	C24-C23-O8-C6
32	A	414	LHG	C24-C23-O8-C6
32	R	618	LHG	C24-C23-O8-C6
32	r	618	LHG	C24-C23-O8-C6
32	G	615	LHG	C8-C7-O7-C5
32	N	616	LHG	C8-C7-O7-C5
32	Y	618	LHG	C8-C7-O7-C5
32	a	414	LHG	C8-C7-O7-C5
32	r	621	LHG	C8-C7-O7-C5
32	y	618	LHG	C8-C7-O7-C5
31	N	613	CLA	O1D-CGD-O2D-CED
31	Y	604	CLA	CBD-CGD-O2D-CED
31	r	611	CLA	CBD-CGD-O2D-CED
31	2	612	CLA	O1A-CGA-O2A-C1
31	4	614	CLA	O1A-CGA-O2A-C1
31	4	614	CLA	CBA-CGA-O2A-C1
30	N	607	CHL	C4-C3-C5-C6
30	R	606	CHL	C4-C3-C5-C6
30	r	605	CHL	C4-C3-C5-C6
30	r	606	CHL	C4-C3-C5-C6
31	11	602	CLA	C4-C3-C5-C6
31	13	610	CLA	C4-C3-C5-C6
31	14	602	CLA	C4-C3-C5-C6
31	16	610	CLA	C4-C3-C5-C6
31	B	603	CLA	C4-C3-C5-C6
31	N	603	CLA	C4-C3-C5-C6
31	b	603	CLA	C4-C3-C5-C6
42	A	410	PL9	C45-C44-C46-C47

Continued on next page...

Continued from previous page...

Mol	Chain	Res	Type	Atoms
42	D	407	PL9	C20-C19-C21-C22
42	d	407	PL9	C20-C19-C21-C22
30	16	609	CHL	C2-C3-C5-C6
31	11	602	CLA	C2-C3-C5-C6
31	14	602	CLA	C2-C3-C5-C6
31	D	405	CLA	C2-C3-C5-C6
42	D	407	PL9	C18-C19-C21-C22
42	d	407	PL9	C18-C19-C21-C22
31	3	615	CLA	CBD-CGD-O2D-CED
31	11	614	CLA	CBD-CGD-O2D-CED
31	B	603	CLA	CBD-CGD-O2D-CED
31	R	609	CLA	CBD-CGD-O2D-CED
31	S	602	CLA	CBD-CGD-O2D-CED
31	b	603	CLA	CBD-CGD-O2D-CED
31	y	604	CLA	CBD-CGD-O2D-CED
30	2	606	CHL	C2A-CAA-CBA-CGA
30	2	609	CHL	C2A-CAA-CBA-CGA
30	4	609	CHL	C2A-CAA-CBA-CGA
30	5	606	CHL	C2A-CAA-CBA-CGA
30	6	601	CHL	C2A-CAA-CBA-CGA
30	11	606	CHL	C2A-CAA-CBA-CGA
30	11	607	CHL	C2A-CAA-CBA-CGA
30	13	606	CHL	C2A-CAA-CBA-CGA
30	13	608	CHL	C2A-CAA-CBA-CGA
30	14	608	CHL	C2A-CAA-CBA-CGA
30	15	605	CHL	C2A-CAA-CBA-CGA
30	16	606	CHL	C2A-CAA-CBA-CGA
30	16	608	CHL	C2A-CAA-CBA-CGA
30	G	607	CHL	C2A-CAA-CBA-CGA
30	N	606	CHL	C2A-CAA-CBA-CGA
30	N	608	CHL	C2A-CAA-CBA-CGA
30	g	607	CHL	C2A-CAA-CBA-CGA
30	n	606	CHL	C2A-CAA-CBA-CGA
31	1	611	CLA	C2A-CAA-CBA-CGA
31	1	612	CLA	C2A-CAA-CBA-CGA
31	1	613	CLA	C2A-CAA-CBA-CGA
31	1	614	CLA	C2A-CAA-CBA-CGA
31	4	613	CLA	C2A-CAA-CBA-CGA
31	4	614	CLA	C2A-CAA-CBA-CGA
31	5	612	CLA	C2A-CAA-CBA-CGA
31	6	614	CLA	C2A-CAA-CBA-CGA
31	11	613	CLA	C2A-CAA-CBA-CGA

Continued on next page...

Continued from previous page...

Mol	Chain	Res	Type	Atoms
31	14	613	CLA	C2A-CAA-CBA-CGA
31	A	402	CLA	C2A-CAA-CBA-CGA
31	B	606	CLA	C2A-CAA-CBA-CGA
31	B	613	CLA	C2A-CAA-CBA-CGA
31	C	514	CLA	C2A-CAA-CBA-CGA
31	N	615	CLA	C2A-CAA-CBA-CGA
31	S	605	CLA	C2A-CAA-CBA-CGA
31	S	613	CLA	C2A-CAA-CBA-CGA
31	a	403	CLA	C2A-CAA-CBA-CGA
31	b	606	CLA	C2A-CAA-CBA-CGA
31	b	613	CLA	C2A-CAA-CBA-CGA
31	c	514	CLA	C2A-CAA-CBA-CGA
31	n	613	CLA	C2A-CAA-CBA-CGA
31	n	615	CLA	C2A-CAA-CBA-CGA
31	s	605	CLA	C2A-CAA-CBA-CGA
31	s	613	CLA	C2A-CAA-CBA-CGA
31	c	508	CLA	O1A-CGA-O2A-C1
31	N	614	CLA	O1D-CGD-O2D-CED
31	5	612	CLA	O1A-CGA-O2A-C1
30	6	606	CHL	C3-C5-C6-C7
30	Y	605	CHL	C3-C5-C6-C7
30	s	606	CHL	C3-C5-C6-C7
31	2	603	CLA	C3-C5-C6-C7
31	3	604	CLA	C3-C5-C6-C7
31	3	613	CLA	C3-C5-C6-C7
31	6	604	CLA	C3-C5-C6-C7
31	g	610	CLA	C3-C5-C6-C7
30	3	608	CHL	CBA-CGA-O2A-C1
30	6	609	CHL	CBA-CGA-O2A-C1
30	11	605	CHL	CBA-CGA-O2A-C1
30	14	607	CHL	CBA-CGA-O2A-C1
30	N	605	CHL	CBA-CGA-O2A-C1
30	S	606	CHL	CBA-CGA-O2A-C1
30	g	601	CHL	CBA-CGA-O2A-C1
30	s	606	CHL	CBA-CGA-O2A-C1
31	2	604	CLA	CBA-CGA-O2A-C1
31	2	610	CLA	CBA-CGA-O2A-C1
31	6	614	CLA	CBA-CGA-O2A-C1
31	12	609	CLA	CBA-CGA-O2A-C1
31	13	602	CLA	CBA-CGA-O2A-C1
31	B	604	CLA	CBA-CGA-O2A-C1
31	B	613	CLA	CBA-CGA-O2A-C1

Continued on next page...

Continued from previous page...

Mol	Chain	Res	Type	Atoms
31	C	508	CLA	CBA-CGA-O2A-C1
31	C	511	CLA	CBA-CGA-O2A-C1
31	N	611	CLA	CBA-CGA-O2A-C1
31	R	611	CLA	CBA-CGA-O2A-C1
31	R	614	CLA	CBA-CGA-O2A-C1
31	b	612	CLA	CBA-CGA-O2A-C1
31	b	613	CLA	CBA-CGA-O2A-C1
31	c	511	CLA	CBA-CGA-O2A-C1
31	c	513	CLA	CBA-CGA-O2A-C1
31	n	615	CLA	CBA-CGA-O2A-C1
31	r	611	CLA	CBA-CGA-O2A-C1
32	3	617	LHG	C24-C23-O8-C6
32	r	621	LHG	C24-C23-O8-C6
31	S	613	CLA	O1D-CGD-O2D-CED
46	C	517	DGD	C4D-C5D-C6D-O5D
46	c	517	DGD	C4D-C5D-C6D-O5D
30	13	606	CHL	C1-C2-C3-C5
30	14	609	CHL	C1-C2-C3-C5
30	16	606	CHL	C1-C2-C3-C5
30	R	605	CHL	C1-C2-C3-C5
30	n	601	CHL	C1-C2-C3-C5
31	1	610	CLA	C1-C2-C3-C5
31	11	613	CLA	C1-C2-C3-C5
31	12	609	CLA	C1-C2-C3-C5
31	13	611	CLA	C1-C2-C3-C5
31	14	611	CLA	C1-C2-C3-C5
31	14	613	CLA	C1-C2-C3-C5
31	15	602	CLA	C1-C2-C3-C5
31	16	602	CLA	C1-C2-C3-C5
31	16	603	CLA	C1-C2-C3-C5
31	B	604	CLA	C1-C2-C3-C5
31	B	613	CLA	C1-C2-C3-C5
31	D	405	CLA	C1-C2-C3-C5
31	G	603	CLA	C1-C2-C3-C5
31	S	611	CLA	C1-C2-C3-C5
31	b	613	CLA	C1-C2-C3-C5
31	d	405	CLA	C1-C2-C3-C5
31	g	610	CLA	C1-C2-C3-C5
31	s	610	CLA	C1-C2-C3-C5
31	s	614	CLA	C1-C2-C3-C5
31	r	609	CLA	CBD-CGD-O2D-CED
30	S	601	CHL	O1D-CGD-O2D-CED

Continued on next page...

Continued from previous page...

Mol	Chain	Res	Type	Atoms
30	s	601	CHL	O1D-CGD-O2D-CED
31	A	402	CLA	O1D-CGD-O2D-CED
31	N	610	CLA	O1D-CGD-O2D-CED
31	a	403	CLA	O1D-CGD-O2D-CED
31	b	605	CLA	O1D-CGD-O2D-CED
31	n	613	CLA	O1D-CGD-O2D-CED
31	s	613	CLA	O1D-CGD-O2D-CED
30	4	607	CHL	O1A-CGA-O2A-C1
30	6	607	CHL	O1A-CGA-O2A-C1
30	G	607	CHL	O1A-CGA-O2A-C1
30	g	601	CHL	O1A-CGA-O2A-C1
30	g	607	CHL	O1A-CGA-O2A-C1
31	5	602	CLA	O1A-CGA-O2A-C1
31	12	609	CLA	O1A-CGA-O2A-C1
31	B	606	CLA	O1A-CGA-O2A-C1
31	C	508	CLA	O1A-CGA-O2A-C1
31	N	615	CLA	O1A-CGA-O2A-C1
31	R	609	CLA	O1A-CGA-O2A-C1
31	R	614	CLA	O1A-CGA-O2A-C1
32	G	615	LHG	O10-C23-O8-C6
30	5	607	CHL	CBD-CGD-O2D-CED
30	N	601	CHL	CBD-CGD-O2D-CED
31	6	615	CLA	CBD-CGD-O2D-CED
31	14	614	CLA	CBD-CGD-O2D-CED
31	C	505	CLA	CBD-CGD-O2D-CED
31	c	505	CLA	CBD-CGD-O2D-CED
31	c	514	CLA	CBD-CGD-O2D-CED
30	S	608	CHL	O1D-CGD-O2D-CED
31	B	605	CLA	O1D-CGD-O2D-CED
32	6	617	LHG	O2-C2-C3-O3
32	N	616	LHG	O2-C2-C3-O3
32	Y	618	LHG	O2-C2-C3-O3
32	y	618	LHG	O2-C2-C3-O3
31	5	602	CLA	C3-C5-C6-C7
31	6	613	CLA	C3-C5-C6-C7
31	15	602	CLA	C3-C5-C6-C7
31	A	406	CLA	C3-C5-C6-C7
31	R	613	CLA	C3-C5-C6-C7
31	S	609	CLA	C3-C5-C6-C7
30	5	607	CHL	CBA-CGA-O2A-C1
30	6	601	CHL	CBA-CGA-O2A-C1
30	6	608	CHL	CBA-CGA-O2A-C1

Continued on next page...

Continued from previous page...

Mol	Chain	Res	Type	Atoms
30	G	607	CHL	CBA-CGA-O2A-C1
30	N	609	CHL	CBA-CGA-O2A-C1
30	S	608	CHL	CBA-CGA-O2A-C1
30	g	607	CHL	CBA-CGA-O2A-C1
30	n	609	CHL	CBA-CGA-O2A-C1
31	15	609	CLA	CBA-CGA-O2A-C1
31	C	513	CLA	CBA-CGA-O2A-C1
32	G	615	LHG	C24-C23-O8-C6
30	3	607	CHL	O1A-CGA-O2A-C1
31	3	603	CLA	O1A-CGA-O2A-C1
31	6	603	CLA	O1A-CGA-O2A-C1
46	W	501	DGD	C4D-C5D-C6D-O5D
31	14	611	CLA	O1D-CGD-O2D-CED
30	14	605	CHL	O1D-CGD-O2D-CED
30	2	609	CHL	CBD-CGD-O2D-CED
30	2	607	CHL	CBD-CGD-O2D-CED
30	Y	606	CHL	CBD-CGD-O2D-CED
30	n	601	CHL	CBD-CGD-O2D-CED
30	n	605	CHL	CBD-CGD-O2D-CED
31	15	613	CLA	CBD-CGD-O2D-CED
31	C	503	CLA	CBD-CGD-O2D-CED
31	c	503	CLA	CBD-CGD-O2D-CED
31	s	604	CLA	CBD-CGD-O2D-CED
46	W	501	DGD	O6D-C5D-C6D-O5D
30	2	608	CHL	O1D-CGD-O2D-CED
30	S	606	CHL	O1A-CGA-O2A-C1
32	14	615	LHG	C11-C12-C13-C14
32	14	615	LHG	C13-C14-C15-C16
30	g	608	CHL	CBD-CGD-O2D-CED
31	6	603	CLA	CBD-CGD-O2D-CED
31	1	602	CLA	C3-C5-C6-C7
31	G	613	CLA	C3-C5-C6-C7
31	r	603	CLA	C3-C5-C6-C7
30	4	607	CHL	CBA-CGA-O2A-C1
31	2	602	CLA	CBA-CGA-O2A-C1
31	N	615	CLA	CBA-CGA-O2A-C1
31	y	603	CLA	CBA-CGA-O2A-C1
31	6	603	CLA	O1D-CGD-O2D-CED
31	16	613	CLA	O1D-CGD-O2D-CED
30	2	607	CHL	O1A-CGA-O2A-C1
30	3	608	CHL	O1A-CGA-O2A-C1
30	14	605	CHL	O1A-CGA-O2A-C1

Continued on next page...

Continued from previous page...

Mol	Chain	Res	Type	Atoms
30	14	608	CHL	O1A-CGA-O2A-C1
30	R	605	CHL	O1A-CGA-O2A-C1
31	5	603	CLA	O1A-CGA-O2A-C1
31	13	603	CLA	O1A-CGA-O2A-C1
31	16	603	CLA	O1A-CGA-O2A-C1
31	16	610	CLA	O1A-CGA-O2A-C1
31	B	614	CLA	O1A-CGA-O2A-C1
31	N	611	CLA	O1A-CGA-O2A-C1
31	S	610	CLA	O1A-CGA-O2A-C1
31	n	610	CLA	O1A-CGA-O2A-C1
32	11	615	LHG	C28-C29-C30-C31
46	w	502	DGD	O6D-C5D-C6D-O5D
30	14	609	CHL	C4-C3-C5-C6
30	N	601	CHL	C4-C3-C5-C6
30	n	607	CHL	C4-C3-C5-C6
31	3	604	CLA	C4-C3-C5-C6
31	6	604	CLA	C4-C3-C5-C6
31	14	611	CLA	C4-C3-C5-C6
31	15	602	CLA	C4-C3-C5-C6
31	A	404	CLA	C4-C3-C5-C6
31	D	405	CLA	C4-C3-C5-C6
31	a	404	CLA	C4-C3-C5-C6
31	d	405	CLA	C4-C3-C5-C6
30	2	609	CHL	C2-C3-C5-C6
30	3	605	CHL	C2-C3-C5-C6
30	N	607	CHL	C2-C3-C5-C6
30	y	606	CHL	C2-C3-C5-C6
31	3	610	CLA	C2-C3-C5-C6
31	12	609	CLA	C2-C3-C5-C6
31	13	602	CLA	C2-C3-C5-C6
31	14	611	CLA	C2-C3-C5-C6
31	B	606	CLA	C2-C3-C5-C6
31	B	614	CLA	C2-C3-C5-C6
31	n	602	CLA	C2-C3-C5-C6
31	s	609	CLA	C2-C3-C5-C6
31	y	603	CLA	C2-C3-C5-C6
31	N	604	CLA	CBD-CGD-O2D-CED
31	3	614	CLA	C2A-CAA-CBA-CGA
31	5	611	CLA	C2A-CAA-CBA-CGA
31	c	507	CLA	C2A-CAA-CBA-CGA
30	Y	606	CHL	O1D-CGD-O2D-CED
31	6	610	CLA	O1D-CGD-O2D-CED

Continued on next page...

Continued from previous page...

Mol	Chain	Res	Type	Atoms
31	12	613	CLA	O1D-CGD-O2D-CED
31	15	602	CLA	O1D-CGD-O2D-CED
31	Y	613	CLA	O1D-CGD-O2D-CED
30	3	601	CHL	O1A-CGA-O2A-C1
30	4	601	CHL	O1A-CGA-O2A-C1
30	6	608	CHL	O1A-CGA-O2A-C1
30	r	606	CHL	O1A-CGA-O2A-C1
30	s	606	CHL	O1A-CGA-O2A-C1
31	13	610	CLA	O1A-CGA-O2A-C1
31	b	614	CLA	O1A-CGA-O2A-C1
46	W	501	DGD	O6D-C1D-O3G-C3G
42	A	410	PL9	C14-C16-C17-C18
42	a	410	PL9	C14-C16-C17-C18
31	13	603	CLA	CBA-CGA-O2A-C1
31	B	614	CLA	CBA-CGA-O2A-C1
32	Y	617	LHG	C26-C27-C28-C29
30	13	605	CHL	CBD-CGD-O2D-CED
31	y	613	CLA	CBD-CGD-O2D-CED
32	13	616	LHG	C23-C24-C25-C26
32	16	616	LHG	C23-C24-C25-C26
30	R	607	CHL	O1D-CGD-O2D-CED
30	r	607	CHL	O1D-CGD-O2D-CED
31	3	603	CLA	O1D-CGD-O2D-CED
31	14	604	CLA	O1D-CGD-O2D-CED
31	G	614	CLA	O1D-CGD-O2D-CED
31	s	604	CLA	O1D-CGD-O2D-CED
30	11	609	CHL	O1A-CGA-O2A-C1
30	13	607	CHL	C1-C2-C3-C5
30	Y	605	CHL	C1-C2-C3-C5
30	Y	609	CHL	C1-C2-C3-C5
30	y	609	CHL	C1-C2-C3-C5
31	1	613	CLA	C1-C2-C3-C5
31	3	604	CLA	C1-C2-C3-C5
31	6	604	CLA	C1-C2-C3-C5
31	13	603	CLA	C1-C2-C3-C5
31	15	603	CLA	C1-C2-C3-C5
31	B	608	CLA	C1-C2-C3-C5
31	B	615	CLA	C1-C2-C3-C5
31	C	508	CLA	C1-C2-C3-C5
31	C	514	CLA	C1-C2-C3-C5
31	N	603	CLA	C1-C2-C3-C5
31	R	603	CLA	C1-C2-C3-C5

Continued on next page...

Continued from previous page...

Mol	Chain	Res	Type	Atoms
31	S	614	CLA	C1-C2-C3-C5
31	b	608	CLA	C1-C2-C3-C5
31	b	612	CLA	C1-C2-C3-C5
31	b	615	CLA	C1-C2-C3-C5
31	c	508	CLA	C1-C2-C3-C5
31	c	514	CLA	C1-C2-C3-C5
31	r	603	CLA	C1-C2-C3-C5
31	r	614	CLA	C1-C2-C3-C5
32	y	616	LHG	C13-C14-C15-C16
31	n	603	CLA	O1D-CGD-O2D-CED
30	2	606	CHL	CBD-CGD-O2D-CED
32	14	615	LHG	C1-C2-C3-O3
32	A	415	LHG	C1-C2-C3-O3
32	D	412	LHG	C1-C2-C3-O3
32	G	615	LHG	C1-C2-C3-O3
32	Y	617	LHG	C1-C2-C3-O3
32	d	413	LHG	C1-C2-C3-O3
32	n	616	LHG	C1-C2-C3-O3
32	s	617	LHG	C1-C2-C3-O3
31	2	602	CLA	O1A-CGA-O2A-C1
31	2	603	CLA	O1A-CGA-O2A-C1
31	15	609	CLA	O1A-CGA-O2A-C1
31	Y	603	CLA	O1A-CGA-O2A-C1
31	n	604	CLA	O1A-CGA-O2A-C1
32	n	616	LHG	C28-C29-C30-C31
30	2	609	CHL	C3-C5-C6-C7
30	g	608	CHL	O1D-CGD-O2D-CED
30	s	608	CHL	O1D-CGD-O2D-CED
31	11	602	CLA	O1D-CGD-O2D-CED
31	N	603	CLA	O1D-CGD-O2D-CED
30	2	607	CHL	CBA-CGA-O2A-C1
30	3	601	CHL	CBA-CGA-O2A-C1
30	14	605	CHL	CBA-CGA-O2A-C1
30	14	608	CHL	CBA-CGA-O2A-C1
30	N	601	CHL	CBA-CGA-O2A-C1
30	R	605	CHL	CBA-CGA-O2A-C1
30	Y	609	CHL	CBA-CGA-O2A-C1
30	y	609	CHL	CBA-CGA-O2A-C1
31	1	611	CLA	CBA-CGA-O2A-C1
31	2	603	CLA	CBA-CGA-O2A-C1
31	3	603	CLA	CBA-CGA-O2A-C1
31	5	603	CLA	CBA-CGA-O2A-C1

Continued on next page...

Continued from previous page...

Mol	Chain	Res	Type	Atoms
31	6	603	CLA	CBA-CGA-O2A-C1
31	13	610	CLA	CBA-CGA-O2A-C1
31	16	603	CLA	CBA-CGA-O2A-C1
31	16	610	CLA	CBA-CGA-O2A-C1
31	A	404	CLA	CBA-CGA-O2A-C1
31	B	612	CLA	CBA-CGA-O2A-C1
31	B	616	CLA	CBA-CGA-O2A-C1
31	C	507	CLA	CBA-CGA-O2A-C1
31	N	604	CLA	CBA-CGA-O2A-C1
31	R	609	CLA	CBA-CGA-O2A-C1
31	S	610	CLA	CBA-CGA-O2A-C1
31	a	404	CLA	CBA-CGA-O2A-C1
31	c	507	CLA	CBA-CGA-O2A-C1
31	n	604	CLA	CBA-CGA-O2A-C1
32	14	615	LHG	C24-C23-O8-C6
31	6	614	CLA	O1D-CGD-O2D-CED
34	y	624	NEX	C33-C34-C35-C15
30	13	607	CHL	C5-C6-C7-C8
30	Y	607	CHL	C15-C16-C17-C18
30	y	607	CHL	C15-C16-C17-C18
30	y	601	CHL	C8-C10-C11-C12
31	B	606	CLA	C5-C6-C7-C8
31	C	507	CLA	C15-C16-C17-C18
32	3	617	LHG	C17-C18-C19-C20
46	w	502	DGD	C4D-C5D-C6D-O5D
30	2	609	CHL	C5-C6-C7-C8
30	R	606	CHL	C8-C10-C11-C12
31	3	604	CLA	C13-C15-C16-C17
31	4	610	CLA	C15-C16-C17-C18
31	B	614	CLA	C10-C11-C12-C13
31	C	507	CLA	C10-C11-C12-C13
31	S	614	CLA	C15-C16-C17-C18
31	Y	613	CLA	C10-C11-C12-C13
31	c	514	CLA	C15-C16-C17-C18
31	s	602	CLA	C15-C16-C17-C18
32	14	615	LHG	O2-C2-C3-O3
32	16	616	LHG	O2-C2-C3-O3
32	S	617	LHG	O2-C2-C3-O3
32	a	401	LHG	O2-C2-C3-O3
32	s	617	LHG	O2-C2-C3-O3
41	B	621	LMG	C2-C1-O1-C7
41	B	622	LMG	C2-C1-O1-C7

Continued on next page...

Continued from previous page...

Mol	Chain	Res	Type	Atoms
40	D	411	SQD	O47-C45-C46-O48
30	6	609	CHL	O1A-CGA-O2A-C1
30	R	606	CHL	O1A-CGA-O2A-C1
31	2	604	CLA	O1A-CGA-O2A-C1
31	3	602	CLA	O1A-CGA-O2A-C1
31	5	604	CLA	O1A-CGA-O2A-C1
31	6	602	CLA	O1A-CGA-O2A-C1
31	N	604	CLA	O1A-CGA-O2A-C1
31	b	612	CLA	O1A-CGA-O2A-C1
31	b	616	CLA	O1A-CGA-O2A-C1
42	a	410	PL9	C25-C24-C26-C27
30	y	601	CHL	C2-C3-C5-C6
31	12	602	CLA	C2-C3-C5-C6
31	G	603	CLA	C2-C3-C5-C6
31	R	602	CLA	C2-C3-C5-C6
31	n	603	CLA	C2-C3-C5-C6
42	A	410	PL9	C43-C44-C46-C47
30	2	609	CHL	C6-C7-C8-C9
30	2	609	CHL	C11-C12-C13-C14
30	3	601	CHL	C11-C10-C8-C9
30	3	605	CHL	C11-C10-C8-C9
30	3	607	CHL	C6-C7-C8-C9
30	3	609	CHL	C11-C10-C8-C9
30	4	609	CHL	C11-C10-C8-C9
30	4	609	CHL	C14-C13-C15-C16
30	5	609	CHL	C11-C12-C13-C14
30	6	601	CHL	C6-C7-C8-C9
30	6	605	CHL	C11-C10-C8-C9
30	6	607	CHL	C11-C12-C13-C14
30	11	601	CHL	C11-C10-C8-C9
30	13	609	CHL	C6-C7-C8-C9
30	G	609	CHL	C11-C10-C8-C9
30	G	609	CHL	C14-C13-C15-C16
30	N	606	CHL	C6-C7-C8-C9
30	R	606	CHL	C11-C10-C8-C9
30	R	606	CHL	C14-C13-C15-C16
30	S	606	CHL	C11-C10-C8-C9
30	S	606	CHL	C14-C13-C15-C16
30	Y	607	CHL	C14-C13-C15-C16
30	Y	601	CHL	C14-C13-C15-C16
30	Y	606	CHL	C14-C13-C15-C16
30	Y	609	CHL	C6-C7-C8-C9

Continued on next page...

Continued from previous page...

Mol	Chain	Res	Type	Atoms
30	Y	609	CHL	C11-C10-C8-C9
30	Y	609	CHL	C11-C12-C13-C14
30	g	609	CHL	C14-C13-C15-C16
30	n	605	CHL	C11-C10-C8-C9
30	n	609	CHL	C6-C7-C8-C9
30	r	606	CHL	C11-C12-C13-C14
30	r	606	CHL	C14-C13-C15-C16
30	s	606	CHL	C6-C7-C8-C9
30	s	606	CHL	C14-C13-C15-C16
30	y	607	CHL	C14-C13-C15-C16
30	y	601	CHL	C14-C13-C15-C16
30	y	606	CHL	C11-C10-C8-C9
30	y	609	CHL	C6-C7-C8-C9
30	y	609	CHL	C11-C10-C8-C9
30	y	609	CHL	C11-C12-C13-C14
31	3	610	CLA	C11-C10-C8-C9
31	4	602	CLA	C6-C7-C8-C9
31	6	610	CLA	C11-C10-C8-C9
31	13	603	CLA	C6-C7-C8-C9
31	14	610	CLA	C14-C13-C15-C16
31	16	603	CLA	C6-C7-C8-C9
31	A	403	CLA	C14-C13-C15-C16
31	A	404	CLA	C11-C10-C8-C9
31	B	602	CLA	C14-C13-C15-C16
31	B	605	CLA	C11-C10-C8-C9
31	B	608	CLA	C11-C12-C13-C14
31	B	610	CLA	C11-C12-C13-C14
31	B	612	CLA	C11-C10-C8-C9
31	B	614	CLA	C14-C13-C15-C16
31	B	616	CLA	C11-C10-C8-C9
31	C	508	CLA	C11-C12-C13-C14
31	D	404	CLA	C11-C10-C8-C9
31	D	405	CLA	C11-C10-C8-C9
31	G	602	CLA	C11-C10-C8-C9
31	G	602	CLA	C11-C12-C13-C14
31	G	613	CLA	C11-C12-C13-C14
31	N	602	CLA	C11-C10-C8-C9
31	N	602	CLA	C14-C13-C15-C16
31	N	603	CLA	C6-C7-C8-C9
31	R	602	CLA	C11-C12-C13-C14
31	S	602	CLA	C11-C10-C8-C9
31	S	604	CLA	C11-C12-C13-C14

Continued on next page...

Continued from previous page...

Mol	Chain	Res	Type	Atoms
31	S	611	CLA	C6-C7-C8-C9
31	S	611	CLA	C11-C12-C13-C14
31	Y	612	CLA	C11-C10-C8-C9
31	a	404	CLA	C11-C10-C8-C9
31	b	602	CLA	C14-C13-C15-C16
31	b	604	CLA	C11-C10-C8-C9
31	b	605	CLA	C11-C10-C8-C9
31	b	608	CLA	C11-C10-C8-C9
31	b	610	CLA	C11-C12-C13-C14
31	b	612	CLA	C11-C10-C8-C9
31	b	616	CLA	C11-C10-C8-C9
31	c	508	CLA	C11-C12-C13-C14
31	d	402	CLA	C14-C13-C15-C16
31	d	404	CLA	C11-C10-C8-C9
31	d	405	CLA	C11-C10-C8-C9
31	g	602	CLA	C11-C10-C8-C9
31	g	602	CLA	C11-C12-C13-C14
31	g	611	CLA	C11-C10-C8-C9
31	r	609	CLA	C11-C10-C8-C9
31	r	613	CLA	C14-C13-C15-C16
31	s	602	CLA	C11-C10-C8-C9
31	s	604	CLA	C11-C10-C8-C9
31	s	611	CLA	C11-C12-C13-C14
31	s	614	CLA	C11-C12-C13-C14
31	y	612	CLA	C11-C10-C8-C9
30	r	606	CHL	O1D-CGD-O2D-CED
31	3	612	CLA	O1D-CGD-O2D-CED
31	6	612	CLA	O1D-CGD-O2D-CED
31	11	611	CLA	O1D-CGD-O2D-CED
31	S	603	CLA	O1D-CGD-O2D-CED
31	g	614	CLA	O1D-CGD-O2D-CED
31	n	614	CLA	O1D-CGD-O2D-CED
31	12	613	CLA	CBD-CGD-O2D-CED
31	B	604	CLA	CBD-CGD-O2D-CED
31	b	604	CLA	CBD-CGD-O2D-CED
31	6	604	CLA	C13-C15-C16-C17
31	16	610	CLA	C5-C6-C7-C8
31	B	610	CLA	C15-C16-C17-C18
31	Y	603	CLA	C5-C6-C7-C8
31	c	504	CLA	C15-C16-C17-C18
31	y	613	CLA	C10-C11-C12-C13
30	5	601	CHL	C2A-CAA-CBA-CGA

Continued on next page...

Continued from previous page...

Mol	Chain	Res	Type	Atoms
30	15	606	CHL	C2A-CAA-CBA-CGA
30	s	606	CHL	C2A-CAA-CBA-CGA
31	5	604	CLA	C2A-CAA-CBA-CGA
39	J	101	BCR	C21-C22-C23-C24
39	j	101	BCR	C21-C22-C23-C24
32	N	616	LHG	C23-C24-C25-C26
41	B	622	LMG	C28-C29-C30-C31
30	11	608	CHL	O1A-CGA-O2A-C1
30	14	609	CHL	O1A-CGA-O2A-C1
31	13	602	CLA	O1A-CGA-O2A-C1
31	A	402	CLA	O1A-CGA-O2A-C1
31	B	612	CLA	O1A-CGA-O2A-C1
31	R	602	CLA	O1A-CGA-O2A-C1
31	a	403	CLA	O1A-CGA-O2A-C1
31	c	507	CLA	O1A-CGA-O2A-C1
31	n	603	CLA	O1A-CGA-O2A-C1
30	3	609	CHL	C15-C16-C17-C18
30	4	609	CHL	C8-C10-C11-C12
30	13	609	CHL	C10-C11-C12-C13
30	S	606	CHL	C8-C10-C11-C12
30	Y	606	CHL	C8-C10-C11-C12
30	Y	606	CHL	C15-C16-C17-C18
31	12	603	CLA	C5-C6-C7-C8
31	14	610	CLA	C8-C10-C11-C12
31	C	514	CLA	C10-C11-C12-C13
31	Y	602	CLA	C8-C10-C11-C12
31	Y	602	CLA	C10-C11-C12-C13
31	Y	611	CLA	C15-C16-C17-C18
31	b	613	CLA	C5-C6-C7-C8
31	b	613	CLA	C8-C10-C11-C12
31	c	512	CLA	C15-C16-C17-C18
31	d	404	CLA	C15-C16-C17-C18
31	g	611	CLA	C15-C16-C17-C18
31	n	610	CLA	C5-C6-C7-C8
31	s	611	CLA	C15-C16-C17-C18
31	s	614	CLA	C10-C11-C12-C13
31	y	611	CLA	C15-C16-C17-C18
30	11	605	CHL	O1D-CGD-O2D-CED
31	14	613	CLA	O1D-CGD-O2D-CED
31	C	512	CLA	CBD-CGD-O2D-CED
31	Y	602	CLA	C2C-C3C-CAC-CBC
31	3	613	CLA	O1D-CGD-O2D-CED

Continued on next page...

Continued from previous page...

Mol	Chain	Res	Type	Atoms
31	16	602	CLA	O1D-CGD-O2D-CED
30	16	607	CHL	C3-C5-C6-C7
31	b	614	CLA	CBA-CGA-O2A-C1
31	g	611	CLA	CBA-CGA-O2A-C1
31	n	610	CLA	CBA-CGA-O2A-C1
32	s	617	LHG	C24-C23-O8-C6
30	2	609	CHL	C10-C11-C12-C13
30	14	609	CHL	C5-C6-C7-C8
30	Y	606	CHL	C10-C11-C12-C13
30	r	606	CHL	C8-C10-C11-C12
31	1	613	CLA	C5-C6-C7-C8
31	6	602	CLA	C10-C11-C12-C13
31	6	612	CLA	C5-C6-C7-C8
31	13	610	CLA	C5-C6-C7-C8
31	14	610	CLA	C15-C16-C17-C18
31	16	611	CLA	C8-C10-C11-C12
31	B	602	CLA	C10-C11-C12-C13
31	B	613	CLA	C8-C10-C11-C12
31	C	507	CLA	C5-C6-C7-C8
31	C	508	CLA	C13-C15-C16-C17
31	G	610	CLA	C15-C16-C17-C18
31	R	610	CLA	C5-C6-C7-C8
31	S	611	CLA	C5-C6-C7-C8
31	b	602	CLA	C10-C11-C12-C13
31	c	507	CLA	C10-C11-C12-C13
31	c	508	CLA	C13-C15-C16-C17
31	c	514	CLA	C10-C11-C12-C13
31	g	611	CLA	C5-C6-C7-C8
31	s	611	CLA	C13-C15-C16-C17
32	n	616	LHG	C7-C8-C9-C10
32	s	617	LHG	C23-C24-C25-C26
32	y	618	LHG	C7-C8-C9-C10
30	5	608	CHL	O1D-CGD-O2D-CED
30	y	606	CHL	O1D-CGD-O2D-CED
32	s	621	LHG	C27-C28-C29-C30
30	4	601	CHL	C10-C11-C12-C13
30	6	609	CHL	C5-C6-C7-C8
30	13	601	CHL	C5-C6-C7-C8
30	14	601	CHL	C13-C15-C16-C17
30	14	601	CHL	C15-C16-C17-C18
30	16	606	CHL	C10-C11-C12-C13
30	N	607	CHL	C8-C10-C11-C12

Continued on next page...

Continued from previous page...

Mol	Chain	Res	Type	Atoms
30	S	606	CHL	C15-C16-C17-C18
30	Y	601	CHL	C8-C10-C11-C12
30	y	609	CHL	C15-C16-C17-C18
31	1	602	CLA	C10-C11-C12-C13
31	3	611	CLA	C10-C11-C12-C13
31	6	610	CLA	C10-C11-C12-C13
31	6	611	CLA	C10-C11-C12-C13
31	11	613	CLA	C5-C6-C7-C8
31	13	603	CLA	C5-C6-C7-C8
31	13	611	CLA	C5-C6-C7-C8
31	15	609	CLA	C5-C6-C7-C8
31	B	608	CLA	C10-C11-C12-C13
31	B	611	CLA	C13-C15-C16-C17
31	B	612	CLA	C15-C16-C17-C18
31	B	613	CLA	C5-C6-C7-C8
31	C	508	CLA	C10-C11-C12-C13
31	C	511	CLA	C15-C16-C17-C18
31	C	512	CLA	C15-C16-C17-C18
31	D	404	CLA	C15-C16-C17-C18
31	D	405	CLA	C15-C16-C17-C18
31	G	602	CLA	C5-C6-C7-C8
31	G	611	CLA	C15-C16-C17-C18
31	N	613	CLA	C5-C6-C7-C8
31	R	602	CLA	C10-C11-C12-C13
31	R	603	CLA	C10-C11-C12-C13
31	R	608	CLA	C13-C15-C16-C17
31	R	610	CLA	C10-C11-C12-C13
31	S	604	CLA	C15-C16-C17-C18
31	S	610	CLA	C15-C16-C17-C18
31	Y	610	CLA	C5-C6-C7-C8
31	a	404	CLA	C15-C16-C17-C18
31	b	608	CLA	C10-C11-C12-C13
31	b	610	CLA	C15-C16-C17-C18
31	b	611	CLA	C13-C15-C16-C17
31	b	612	CLA	C15-C16-C17-C18
31	b	614	CLA	C10-C11-C12-C13
31	c	507	CLA	C5-C6-C7-C8
31	c	507	CLA	C15-C16-C17-C18
31	r	609	CLA	C5-C6-C7-C8
31	s	602	CLA	C10-C11-C12-C13
31	s	604	CLA	C15-C16-C17-C18
31	y	612	CLA	C8-C10-C11-C12

Continued on next page...

Continued from previous page...

Mol	Chain	Res	Type	Atoms
31	y	602	CLA	C2C-C3C-CAC-CBC
32	L	102	LHG	C12-C13-C14-C15
30	N	601	CHL	C1-C2-C3-C5
30	n	607	CHL	C1-C2-C3-C5
30	11	608	CHL	O1D-CGD-O2D-CED
31	y	613	CLA	O1D-CGD-O2D-CED
32	N	616	LHG	O1-C1-C2-O2
32	n	616	LHG	O1-C1-C2-O2
31	N	613	CLA	O1A-CGA-O2A-C1
31	c	502	CLA	O1A-CGA-O2A-C1
32	11	615	LHG	C7-C8-C9-C10
36	B	620	3PH	C31-C32-C33-C34
32	S	621	LHG	C27-C28-C29-C30
32	l	102	LHG	C12-C13-C14-C15
31	n	603	CLA	CBD-CGD-O2D-CED
30	G	608	CHL	O1D-CGD-O2D-CED
30	1	609	CHL	C5-C6-C7-C8
30	5	609	CHL	C10-C11-C12-C13
30	6	601	CHL	C8-C10-C11-C12
30	15	608	CHL	C8-C10-C11-C12
30	G	609	CHL	C5-C6-C7-C8
30	N	605	CHL	C10-C11-C12-C13
30	N	609	CHL	C15-C16-C17-C18
30	n	607	CHL	C8-C10-C11-C12
31	3	602	CLA	C10-C11-C12-C13
31	3	610	CLA	C10-C11-C12-C13
31	4	602	CLA	C5-C6-C7-C8
31	13	611	CLA	C10-C11-C12-C13
31	14	613	CLA	C5-C6-C7-C8
31	A	404	CLA	C15-C16-C17-C18
31	B	603	CLA	C5-C6-C7-C8
31	B	610	CLA	C13-C15-C16-C17
31	B	614	CLA	C8-C10-C11-C12
31	C	506	CLA	C10-C11-C12-C13
31	C	506	CLA	C15-C16-C17-C18
31	Y	603	CLA	C10-C11-C12-C13
31	b	603	CLA	C5-C6-C7-C8
31	b	607	CLA	C15-C16-C17-C18
31	b	610	CLA	C13-C15-C16-C17
31	b	614	CLA	C8-C10-C11-C12
31	g	613	CLA	C10-C11-C12-C13
31	r	608	CLA	C15-C16-C17-C18

Continued on next page...

Continued from previous page...

Mol	Chain	Res	Type	Atoms
31	y	610	CLA	C5-C6-C7-C8
30	4	601	CHL	CBA-CGA-O2A-C1
32	a	414	LHG	C24-C23-O8-C6
32	A	413	LHG	C31-C32-C33-C34
31	14	602	CLA	O1D-CGD-O2D-CED
32	Y	618	LHG	C33-C34-C35-C36
30	G	601	CHL	C5-C6-C7-C8
30	Y	609	CHL	C15-C16-C17-C18
31	14	602	CLA	C8-C10-C11-C12
31	14	611	CLA	C5-C6-C7-C8
31	16	611	CLA	C13-C15-C16-C17
31	N	611	CLA	C10-C11-C12-C13
31	Y	610	CLA	C10-C11-C12-C13
31	Y	612	CLA	C8-C10-C11-C12
31	c	508	CLA	C10-C11-C12-C13
31	c	511	CLA	C15-C16-C17-C18
31	d	405	CLA	C15-C16-C17-C18
31	n	602	CLA	C13-C15-C16-C17
31	s	610	CLA	C15-C16-C17-C18
32	3	617	LHG	C7-C8-C9-C10
32	d	408	LHG	C7-C8-C9-C10
30	16	605	CHL	CBD-CGD-O2D-CED
30	G	608	CHL	CBD-CGD-O2D-CED
31	N	603	CLA	CBD-CGD-O2D-CED
32	1	615	LHG	C26-C27-C28-C29
41	D	414	LMG	C15-C16-C17-C18
41	d	415	LMG	C15-C16-C17-C18
31	B	604	CLA	C15-C16-C17-C18
31	B	605	CLA	C10-C11-C12-C13
31	R	609	CLA	C5-C6-C7-C8
31	b	606	CLA	C5-C6-C7-C8
31	c	506	CLA	C15-C16-C17-C18
31	d	404	CLA	C8-C10-C11-C12
30	2	609	CHL	C6-C7-C8-C10
30	4	601	CHL	C11-C10-C8-C7
30	13	606	CHL	C11-C10-C8-C7
30	16	606	CHL	C11-C10-C8-C7
30	16	607	CHL	C11-C10-C8-C7
30	N	609	CHL	C11-C10-C8-C7
30	N	607	CHL	C12-C13-C15-C16
30	S	606	CHL	C11-C10-C8-C7
30	Y	609	CHL	C12-C13-C15-C16

Continued on next page...

Continued from previous page...

Mol	Chain	Res	Type	Atoms
30	n	605	CHL	C11-C10-C8-C7
30	n	609	CHL	C11-C10-C8-C7
30	n	607	CHL	C12-C13-C15-C16
30	s	606	CHL	C11-C10-C8-C7
30	y	609	CHL	C12-C13-C15-C16
31	6	611	CLA	C11-C10-C8-C7
31	14	610	CLA	C11-C12-C13-C15
31	A	402	CLA	C11-C10-C8-C7
31	B	611	CLA	C11-C10-C8-C7
31	C	509	CLA	C11-C10-C8-C7
31	N	602	CLA	C12-C13-C15-C16
31	N	611	CLA	C6-C7-C8-C10
31	S	610	CLA	C11-C10-C8-C7
31	S	611	CLA	C11-C10-C8-C7
31	S	611	CLA	C11-C12-C13-C15
31	a	403	CLA	C11-C10-C8-C7
31	b	611	CLA	C11-C10-C8-C7
31	b	613	CLA	C11-C10-C8-C7
31	c	509	CLA	C11-C10-C8-C7
31	r	613	CLA	C11-C12-C13-C15
31	s	610	CLA	C11-C10-C8-C7
31	s	611	CLA	C11-C10-C8-C7
31	s	614	CLA	C11-C10-C8-C7
30	2	607	CHL	C3-C5-C6-C7
30	5	607	CHL	C3-C5-C6-C7
30	14	601	CHL	C3-C5-C6-C7
31	4	610	CLA	C3-C5-C6-C7
31	R	610	CLA	C3-C5-C6-C7
30	N	609	CHL	O1A-CGA-O2A-C1
30	S	608	CHL	O1A-CGA-O2A-C1
31	C	502	CLA	O1A-CGA-O2A-C1
31	C	507	CLA	O1A-CGA-O2A-C1
31	Y	611	CLA	O1A-CGA-O2A-C1
31	b	606	CLA	O1A-CGA-O2A-C1
31	n	615	CLA	O1A-CGA-O2A-C1
31	y	611	CLA	O1A-CGA-O2A-C1
34	y	624	NEX	C13-C14-C15-C35
31	6	604	CLA	CBD-CGD-O2D-CED
46	C	517	DGD	O6D-C5D-C6D-O5D
46	c	517	DGD	O6D-C5D-C6D-O5D
30	2	601	CHL	C2A-CAA-CBA-CGA
30	3	601	CHL	C2A-CAA-CBA-CGA

Continued on next page...

Continued from previous page...

Mol	Chain	Res	Type	Atoms
30	12	605	CHL	C2A-CAA-CBA-CGA
30	13	607	CHL	C2A-CAA-CBA-CGA
30	S	606	CHL	C2A-CAA-CBA-CGA
31	2	613	CLA	C2A-CAA-CBA-CGA
31	3	610	CLA	C2A-CAA-CBA-CGA
31	3	613	CLA	C2A-CAA-CBA-CGA
31	11	614	CLA	C2A-CAA-CBA-CGA
31	14	614	CLA	C2A-CAA-CBA-CGA
31	C	513	CLA	C2A-CAA-CBA-CGA
31	y	604	CLA	C2A-CAA-CBA-CGA
30	13	608	CHL	O1D-CGD-O2D-CED
30	16	608	CHL	O1D-CGD-O2D-CED
31	4	604	CLA	O1D-CGD-O2D-CED
31	11	613	CLA	O1D-CGD-O2D-CED
31	12	609	CLA	O1D-CGD-O2D-CED
31	13	613	CLA	O1D-CGD-O2D-CED
31	15	613	CLA	O1D-CGD-O2D-CED
31	G	613	CLA	O1D-CGD-O2D-CED
31	g	613	CLA	O1D-CGD-O2D-CED
30	3	609	CHL	C5-C6-C7-C8
30	n	609	CHL	C15-C16-C17-C18
31	3	612	CLA	C5-C6-C7-C8
31	13	603	CLA	C10-C11-C12-C13
31	14	610	CLA	C10-C11-C12-C13
31	14	611	CLA	C10-C11-C12-C13
31	16	603	CLA	C8-C10-C11-C12
31	C	503	CLA	C15-C16-C17-C18
31	c	503	CLA	C13-C15-C16-C17
31	c	506	CLA	C10-C11-C12-C13
31	r	609	CLA	C10-C11-C12-C13
31	s	610	CLA	C10-C11-C12-C13
30	n	608	CHL	O1A-CGA-O2A-C1
31	3	610	CLA	O1A-CGA-O2A-C1
31	14	610	CLA	O1A-CGA-O2A-C1
31	15	602	CLA	O1A-CGA-O2A-C1
31	c	512	CLA	O1A-CGA-O2A-C1
31	c	513	CLA	O1A-CGA-O2A-C1
32	14	615	LHG	O10-C23-O8-C6
31	4	614	CLA	CBD-CGD-O2D-CED
31	c	512	CLA	CBD-CGD-O2D-CED
31	g	610	CLA	CBD-CGD-O2D-CED
40	D	411	SQD	O5-C1-O6-C44

Continued on next page...

Continued from previous page...

Mol	Chain	Res	Type	Atoms
40	d	412	SQD	O5-C1-O6-C44
40	d	414	SQD	O5-C1-O6-C44
46	C	517	DGD	O6D-C1D-O3G-C3G
46	c	517	DGD	O6D-C1D-O3G-C3G
30	6	601	CHL	C5-C6-C7-C8
31	13	602	CLA	C13-C15-C16-C17
31	A	402	CLA	C13-C15-C16-C17
31	C	512	CLA	C10-C11-C12-C13
31	Y	613	CLA	C15-C16-C17-C18
31	a	403	CLA	C13-C15-C16-C17
31	b	615	CLA	C8-C10-C11-C12
31	n	602	CLA	C5-C6-C7-C8
31	r	601	CLA	O1D-CGD-O2D-CED
32	a	413	LHG	C31-C32-C33-C34
32	A	414	LHG	O2-C2-C3-O3
32	G	615	LHG	O2-C2-C3-O3
32	a	414	LHG	O2-C2-C3-O3
32	g	615	LHG	O2-C2-C3-O3
32	r	621	LHG	O2-C2-C3-O3
32	y	616	LHG	O2-C2-C3-O3
31	14	603	CLA	C3-C5-C6-C7
31	D	405	CLA	C3-C5-C6-C7
30	3	607	CHL	C10-C11-C12-C13
30	4	609	CHL	C10-C11-C12-C13
30	4	609	CHL	C15-C16-C17-C18
30	5	609	CHL	C15-C16-C17-C18
30	6	601	CHL	C10-C11-C12-C13
30	6	607	CHL	C5-C6-C7-C8
30	6	607	CHL	C10-C11-C12-C13
30	16	601	CHL	C5-C6-C7-C8
31	3	611	CLA	C15-C16-C17-C18
31	6	604	CLA	C15-C16-C17-C18
31	12	602	CLA	C5-C6-C7-C8
31	16	611	CLA	C10-C11-C12-C13
31	A	402	CLA	C15-C16-C17-C18
31	B	602	CLA	C15-C16-C17-C18
31	B	613	CLA	C10-C11-C12-C13
31	B	615	CLA	C8-C10-C11-C12
31	b	602	CLA	C15-C16-C17-C18
31	b	612	CLA	C13-C15-C16-C17
31	b	613	CLA	C10-C11-C12-C13
31	d	405	CLA	C10-C11-C12-C13

Continued on next page...

Continued from previous page...

Mol	Chain	Res	Type	Atoms
31	y	610	CLA	C10-C11-C12-C13
30	12	607	CHL	CBA-CGA-O2A-C1
30	15	607	CHL	CBA-CGA-O2A-C1
30	r	606	CHL	CBA-CGA-O2A-C1
31	12	603	CLA	CBA-CGA-O2A-C1
31	15	602	CLA	CBA-CGA-O2A-C1
31	a	407	CLA	CBA-CGA-O2A-C1
32	11	615	LHG	C13-C14-C15-C16
32	c	521	LHG	C25-C26-C27-C28
30	16	601	CHL	O1A-CGA-O2A-C1
30	N	608	CHL	O1A-CGA-O2A-C1
30	n	609	CHL	O1A-CGA-O2A-C1
31	6	614	CLA	O1A-CGA-O2A-C1
31	Y	612	CLA	O1A-CGA-O2A-C1
31	y	612	CLA	O1A-CGA-O2A-C1
30	Y	607	CHL	C5-C6-C7-C8
30	y	606	CHL	C15-C16-C17-C18
31	3	604	CLA	C10-C11-C12-C13
31	3	604	CLA	C15-C16-C17-C18
31	3	610	CLA	C5-C6-C7-C8
31	3	612	CLA	C10-C11-C12-C13
31	3	613	CLA	C5-C6-C7-C8
31	6	610	CLA	C5-C6-C7-C8
31	14	610	CLA	C13-C15-C16-C17
31	16	603	CLA	C5-C6-C7-C8
31	B	604	CLA	C5-C6-C7-C8
31	B	610	CLA	C10-C11-C12-C13
31	N	602	CLA	C13-C15-C16-C17
31	N	603	CLA	C8-C10-C11-C12
31	N	603	CLA	C10-C11-C12-C13
31	N	610	CLA	C5-C6-C7-C8
31	S	611	CLA	C15-C16-C17-C18
31	b	605	CLA	C5-C6-C7-C8
31	b	605	CLA	C10-C11-C12-C13
31	c	505	CLA	C5-C6-C7-C8
31	c	509	CLA	C8-C10-C11-C12
31	c	509	CLA	C10-C11-C12-C13
31	r	603	CLA	O1D-CGD-O2D-CED
30	5	607	CHL	O1A-CGA-O2A-C1
31	C	513	CLA	O1A-CGA-O2A-C1
31	R	610	CLA	O1A-CGA-O2A-C1
32	s	617	LHG	O10-C23-O8-C6

Continued on next page...

Continued from previous page...

Mol	Chain	Res	Type	Atoms
32	c	521	LHG	C8-C7-O7-C5
32	R	621	LHG	C17-C18-C19-C20
30	R	606	CHL	O1D-CGD-O2D-CED
31	3	614	CLA	O1D-CGD-O2D-CED
30	6	609	CHL	C15-C16-C17-C18
30	13	606	CHL	C8-C10-C11-C12
30	N	606	CHL	C5-C6-C7-C8
30	N	607	CHL	C5-C6-C7-C8
31	2	603	CLA	C5-C6-C7-C8
31	6	613	CLA	C5-C6-C7-C8
31	11	610	CLA	C5-C6-C7-C8
31	A	404	CLA	C8-C10-C11-C12
31	B	605	CLA	C5-C6-C7-C8
31	B	609	CLA	C5-C6-C7-C8
31	C	509	CLA	C8-C10-C11-C12
31	C	509	CLA	C10-C11-C12-C13
31	S	610	CLA	C10-C11-C12-C13
31	a	403	CLA	C15-C16-C17-C18
31	b	609	CLA	C5-C6-C7-C8
31	b	610	CLA	C10-C11-C12-C13
31	b	612	CLA	C10-C11-C12-C13
31	n	602	CLA	C8-C10-C11-C12
32	3	616	LHG	C4-O6-P-O3
32	3	617	LHG	C3-O3-P-O6
32	3	617	LHG	C4-O6-P-O3
32	6	617	LHG	C4-O6-P-O3
32	11	615	LHG	C3-O3-P-O6
32	A	411	LHG	C3-O3-P-O6
32	A	415	LHG	C4-O6-P-O3
32	D	412	LHG	C3-O3-P-O6
32	G	615	LHG	C4-O6-P-O3
32	L	102	LHG	C4-O6-P-O3
32	N	616	LHG	C3-O3-P-O6
32	N	616	LHG	C4-O6-P-O3
32	Y	618	LHG	C4-O6-P-O3
32	Y	616	LHG	C4-O6-P-O3
32	Y	617	LHG	C4-O6-P-O3
32	a	401	LHG	C4-O6-P-O3
32	c	521	LHG	C3-O3-P-O6
32	d	413	LHG	C3-O3-P-O6
32	g	615	LHG	C4-O6-P-O3
32	l	102	LHG	C4-O6-P-O3

Continued on next page...

Continued from previous page...

Mol	Chain	Res	Type	Atoms
32	r	619	LHG	C4-O6-P-O3
32	s	617	LHG	C3-O3-P-O6
32	y	618	LHG	C4-O6-P-O3
32	y	616	LHG	C4-O6-P-O3
32	y	617	LHG	C4-O6-P-O3
31	C	513	CLA	C3-C5-C6-C7
31	s	602	CLA	C3-C5-C6-C7
30	16	601	CHL	CBA-CGA-O2A-C1
31	1	603	CLA	CBA-CGA-O2A-C1
31	b	616	CLA	CBA-CGA-O2A-C1
30	s	606	CHL	C15-C16-C17-C18
30	y	607	CHL	C5-C6-C7-C8
31	c	512	CLA	C10-C11-C12-C13
32	a	414	LHG	O10-C23-O8-C6
31	12	602	CLA	O1D-CGD-O2D-CED
31	R	603	CLA	O1D-CGD-O2D-CED
32	r	621	LHG	C17-C18-C19-C20
32	G	615	LHG	C7-C8-C9-C10
36	b	623	3PH	C31-C32-C33-C34
31	15	603	CLA	O1D-CGD-O2D-CED
32	6	617	LHG	C1-C2-C3-O3
32	A	414	LHG	C1-C2-C3-O3
32	a	414	LHG	C1-C2-C3-O3
32	c	521	LHG	O9-C7-O7-C5
30	4	609	CHL	C4-C3-C5-C6
42	a	410	PL9	C30-C29-C31-C32
30	2	609	CHL	C8-C10-C11-C12
31	3	612	CLA	C15-C16-C17-C18
31	A	406	CLA	C5-C6-C7-C8
31	B	612	CLA	C13-C15-C16-C17
31	G	611	CLA	C5-C6-C7-C8
31	d	404	CLA	C13-C15-C16-C17
31	4	612	CLA	O1A-CGA-O2A-C1
31	y	615	CLA	O1D-CGD-O2D-CED
32	c	521	LHG	C30-C31-C32-C33
30	1	609	CHL	C2A-CAA-CBA-CGA
30	3	608	CHL	C2A-CAA-CBA-CGA
30	6	606	CHL	C2A-CAA-CBA-CGA
30	6	608	CHL	C2A-CAA-CBA-CGA
30	12	606	CHL	C2A-CAA-CBA-CGA
31	2	611	CLA	C2A-CAA-CBA-CGA
31	5	613	CLA	C2A-CAA-CBA-CGA

Continued on next page...

Continued from previous page...

Mol	Chain	Res	Type	Atoms
31	6	613	CLA	C2A-CAA-CBA-CGA
31	6	615	CLA	C2A-CAA-CBA-CGA
31	C	502	CLA	C2A-CAA-CBA-CGA
31	G	613	CLA	C2A-CAA-CBA-CGA
31	c	513	CLA	C2A-CAA-CBA-CGA
31	g	613	CLA	C2A-CAA-CBA-CGA
31	N	602	CLA	C16-C17-C18-C20
31	c	502	CLA	C16-C17-C18-C20
31	c	514	CLA	C16-C17-C18-C19
31	g	602	CLA	C16-C17-C18-C20
30	16	605	CHL	C3-C5-C6-C7
30	11	609	CHL	CBA-CGA-O2A-C1
30	n	601	CHL	CBA-CGA-O2A-C1
31	3	602	CLA	CBA-CGA-O2A-C1
31	A	403	CLA	CBA-CGA-O2A-C1
31	G	611	CLA	CBA-CGA-O2A-C1
31	b	604	CLA	CBA-CGA-O2A-C1
31	c	512	CLA	CBA-CGA-O2A-C1
31	n	603	CLA	CBA-CGA-O2A-C1
31	G	613	CLA	C15-C16-C17-C18
31	y	612	CLA	C15-C16-C17-C18
31	c	509	CLA	C2C-C3C-CAC-CBC
30	n	608	CHL	CBD-CGD-O2D-CED
32	13	616	LHG	C32-C33-C34-C35
30	4	609	CHL	C13-C15-C16-C17
30	11	601	CHL	C10-C11-C12-C13
31	y	603	CLA	C10-C11-C12-C13
32	y	617	LHG	C26-C27-C28-C29
32	D	408	LHG	C7-C8-C9-C10
31	C	509	CLA	C2C-C3C-CAC-CBC
32	S	617	LHG	C24-C25-C26-C27
32	Y	617	LHG	C9-C10-C11-C12
32	y	617	LHG	C32-C33-C34-C35
30	14	607	CHL	CBD-CGD-O2D-CED
32	C	521	LHG	C8-C7-O7-C5
32	R	621	LHG	C8-C7-O7-C5
30	16	606	CHL	C8-C10-C11-C12
30	g	601	CHL	C5-C6-C7-C8
31	14	610	CLA	C5-C6-C7-C8
31	B	612	CLA	C10-C11-C12-C13
32	A	414	LHG	C28-C29-C30-C31
32	Y	618	LHG	C34-C35-C36-C37

Continued on next page...

Continued from previous page...

Mol	Chain	Res	Type	Atoms
32	Y	617	LHG	C11-C10-C9-C8
32	Y	617	LHG	C29-C30-C31-C32
32	c	521	LHG	C33-C34-C35-C36
41	D	410	LMG	C12-C13-C14-C15
41	d	410	LMG	C11-C12-C13-C14
31	B	611	CLA	O1D-CGD-O2D-CED
31	13	603	CLA	C11-C12-C13-C14
31	14	603	CLA	C6-C7-C8-C10
31	B	607	CLA	C16-C17-C18-C20
31	G	602	CLA	C16-C17-C18-C20
31	a	403	CLA	C16-C17-C18-C19
30	Y	605	CHL	CBA-CGA-O2A-C1
31	B	609	CLA	CBA-CGA-O2A-C1
31	d	402	CLA	CBA-CGA-O2A-C1
32	3	617	LHG	C12-C13-C14-C15
32	3	617	LHG	C25-C26-C27-C28
32	4	615	LHG	C24-C25-C26-C27
32	a	413	LHG	C27-C28-C29-C30
30	11	609	CHL	O1D-CGD-O2D-CED
32	C	521	LHG	O9-C7-O7-C5
32	R	621	LHG	O9-C7-O7-C5
31	3	612	CLA	C13-C15-C16-C17
31	16	602	CLA	C13-C15-C16-C17
31	B	603	CLA	C10-C11-C12-C13
31	B	607	CLA	C10-C11-C12-C13
31	y	611	CLA	C10-C11-C12-C13
30	14	608	CHL	C1-C2-C3-C5
30	R	607	CHL	C1-C2-C3-C4
31	2	610	CLA	C1-C2-C3-C4
31	3	614	CLA	C1-C2-C3-C5
31	4	604	CLA	C1-C2-C3-C5
31	4	611	CLA	C1-C2-C3-C5
31	5	610	CLA	C1-C2-C3-C4
31	5	613	CLA	C1-C2-C3-C5
31	6	614	CLA	C1-C2-C3-C5
31	6	615	CLA	C1-C2-C3-C5
31	11	611	CLA	C1-C2-C3-C5
31	G	604	CLA	C1-C2-C3-C4
31	g	604	CLA	C1-C2-C3-C5
32	1	615	LHG	C7-C8-C9-C10
32	1	615	LHG	C11-C12-C13-C14
32	6	617	LHG	C12-C13-C14-C15

Continued on next page...

Continued from previous page...

Mol	Chain	Res	Type	Atoms
32	D	409	LHG	C25-C26-C27-C28
31	2	612	CLA	O1D-CGD-O2D-CED
31	b	611	CLA	O1D-CGD-O2D-CED
32	D	412	LHG	C5-C4-O6-P
32	d	413	LHG	C5-C4-O6-P
31	c	506	CLA	O1A-CGA-O2A-C1
32	3	617	LHG	C27-C28-C29-C30
32	13	616	LHG	C9-C10-C11-C12
32	A	413	LHG	C27-C28-C29-C30
41	c	520	LMG	C35-C36-C37-C38
31	15	604	CLA	O1D-CGD-O2D-CED
31	R	601	CLA	O1D-CGD-O2D-CED
32	D	412	LHG	O2-C2-C3-O3
32	d	413	LHG	O2-C2-C3-O3
32	n	616	LHG	O2-C2-C3-O3
32	A	413	LHG	C28-C29-C30-C31
32	n	616	LHG	C11-C12-C13-C14
41	b	621	LMG	C12-C13-C14-C15
46	c	519	DGD	C2B-C3B-C4B-C5B
31	G	611	CLA	C3-C5-C6-C7
32	c	521	LHG	C23-C24-C25-C26
30	1	607	CHL	O1D-CGD-O2D-CED
31	11	604	CLA	O1D-CGD-O2D-CED
31	Y	612	CLA	O1D-CGD-O2D-CED
40	D	411	SQD	C2-C1-O6-C44
40	d	412	SQD	C2-C1-O6-C44
41	b	621	LMG	C2-C1-O1-C7
46	C	517	DGD	C2D-C1D-O3G-C3G
46	C	517	DGD	C2E-C1E-O5D-C6D
46	c	517	DGD	C2D-C1D-O3G-C3G
46	c	517	DGD	C2E-C1E-O5D-C6D
30	r	605	CHL	CBA-CGA-O2A-C1
31	6	602	CLA	CBA-CGA-O2A-C1
31	b	609	CLA	CBA-CGA-O2A-C1
32	6	617	LHG	C15-C16-C17-C18
32	16	616	LHG	C33-C34-C35-C36
32	a	411	LHG	C27-C28-C29-C30
32	d	408	LHG	C13-C14-C15-C16
44	b	622	STE	C2-C3-C4-C5
46	C	519	DGD	C2B-C3B-C4B-C5B
30	2	609	CHL	C15-C16-C17-C18
30	13	609	CHL	C5-C6-C7-C8

Continued on next page...

Continued from previous page...

Mol	Chain	Res	Type	Atoms
31	6	611	CLA	C15-C16-C17-C18
31	15	602	CLA	C8-C10-C11-C12
31	N	603	CLA	C5-C6-C7-C8
31	6	615	CLA	O1A-CGA-O2A-C1
31	11	610	CLA	O1A-CGA-O2A-C1
31	g	604	CLA	O1A-CGA-O2A-C1
31	y	603	CLA	O1A-CGA-O2A-C1
30	Y	605	CHL	C6-C7-C8-C9
31	11	610	CLA	C6-C7-C8-C10
31	14	604	CLA	C6-C7-C8-C9
31	14	610	CLA	C16-C17-C18-C20
31	G	602	CLA	C16-C17-C18-C19
31	s	604	CLA	C16-C17-C18-C20
30	3	608	CHL	O1D-CGD-O2D-CED
30	16	609	CHL	O1D-CGD-O2D-CED
31	N	612	CLA	O1D-CGD-O2D-CED
30	1	601	CHL	C4-C3-C5-C6
30	14	601	CHL	C4-C3-C5-C6
30	g	601	CHL	C4-C3-C5-C6
31	Y	604	CLA	C4-C3-C5-C6
32	4	615	LHG	C11-C12-C13-C14
32	N	616	LHG	C27-C28-C29-C30
41	c	520	LMG	C39-C40-C41-C42
44	B	623	STE	C3-C4-C5-C6
30	1	601	CHL	C2-C3-C5-C6
31	g	603	CLA	C2-C3-C5-C6
31	y	604	CLA	C2-C3-C5-C6
30	N	606	CHL	C11-C10-C8-C9
30	N	609	CHL	C6-C7-C8-C9
30	N	607	CHL	C11-C10-C8-C9
30	R	606	CHL	C11-C12-C13-C14
31	4	610	CLA	C6-C7-C8-C9
31	4	610	CLA	C11-C12-C13-C14
31	A	404	CLA	C14-C13-C15-C16
31	B	613	CLA	C11-C10-C8-C9
31	C	507	CLA	C11-C12-C13-C14
31	C	509	CLA	C11-C10-C8-C9
31	D	405	CLA	C14-C13-C15-C16
31	N	602	CLA	C11-C12-C13-C14
31	R	608	CLA	C14-C13-C15-C16
31	R	609	CLA	C11-C12-C13-C14
31	a	404	CLA	C14-C13-C15-C16

Continued on next page...

Continued from previous page...

Mol	Chain	Res	Type	Atoms
31	b	607	CLA	C11-C10-C8-C9
31	b	613	CLA	C11-C10-C8-C9
31	c	502	CLA	C11-C10-C8-C9
31	d	405	CLA	C14-C13-C15-C16
31	s	614	CLA	C11-C10-C8-C9
31	y	612	CLA	O1D-CGD-O2D-CED
36	T	101	3PH	C21-C22-C23-C24
32	14	615	LHG	C25-C26-C27-C28
32	y	617	LHG	C10-C11-C12-C13
41	C	520	LMG	C35-C36-C37-C38
30	G	609	CHL	C8-C10-C11-C12
30	R	606	CHL	C15-C16-C17-C18
31	13	610	CLA	C15-C16-C17-C18
31	13	611	CLA	C15-C16-C17-C18
31	16	610	CLA	C15-C16-C17-C18
31	D	405	CLA	C10-C11-C12-C13
31	n	603	CLA	C10-C11-C12-C13
31	r	609	CLA	C15-C16-C17-C18
31	r	610	CLA	C10-C11-C12-C13
31	s	604	CLA	C8-C10-C11-C12
30	11	608	CHL	C2A-CAA-CBA-CGA
30	14	601	CHL	C2A-CAA-CBA-CGA
30	r	605	CHL	C2A-CAA-CBA-CGA
30	r	607	CHL	C2A-CAA-CBA-CGA
31	3	604	CLA	C2A-CAA-CBA-CGA
31	4	604	CLA	C2A-CAA-CBA-CGA
31	6	604	CLA	C2A-CAA-CBA-CGA
31	12	610	CLA	C2A-CAA-CBA-CGA
31	15	610	CLA	C2A-CAA-CBA-CGA
31	B	602	CLA	C2A-CAA-CBA-CGA
31	Y	604	CLA	C2A-CAA-CBA-CGA
31	b	602	CLA	C2A-CAA-CBA-CGA
31	c	502	CLA	C2A-CAA-CBA-CGA
31	r	614	CLA	C2A-CAA-CBA-CGA
31	6	612	CLA	O1A-CGA-O2A-C1
31	r	602	CLA	O1A-CGA-O2A-C1
32	Y	618	LHG	C24-C25-C26-C27
32	d	413	LHG	C9-C10-C11-C12
32	y	618	LHG	C25-C26-C27-C28
41	c	520	LMG	C41-C42-C43-C44
32	1	615	LHG	O1-C1-C2-C3
32	6	616	LHG	O1-C1-C2-C3

Continued on next page...

Continued from previous page...

Mol	Chain	Res	Type	Atoms
32	A	411	LHG	O1-C1-C2-C3
32	L	102	LHG	O1-C1-C2-C3
32	S	621	LHG	O1-C1-C2-C3
32	S	617	LHG	O1-C1-C2-C3
32	l	102	LHG	O1-C1-C2-C3
32	r	618	LHG	O1-C1-C2-C3
32	s	621	LHG	O1-C1-C2-C3
32	s	617	LHG	O1-C1-C2-C3
30	13	601	CHL	C3-C5-C6-C7
31	Y	615	CLA	C3-C5-C6-C7
32	y	617	LHG	O9-C7-O7-C5
30	3	607	CHL	C15-C16-C17-C18
30	6	609	CHL	C13-C15-C16-C17
30	r	606	CHL	C15-C16-C17-C18
31	B	603	CLA	C15-C16-C17-C18
31	Y	602	CLA	C13-C15-C16-C17
31	n	604	CLA	C5-C6-C7-C8
32	y	617	LHG	C8-C7-O7-C5
32	r	618	LHG	C9-C10-C11-C12
32	s	617	LHG	C31-C32-C33-C34
32	4	615	LHG	C7-C8-C9-C10
44	b	622	STE	C1-C2-C3-C4
31	Y	615	CLA	O1D-CGD-O2D-CED
32	3	617	LHG	C31-C32-C33-C34
32	11	615	LHG	C27-C28-C29-C30
32	13	616	LHG	C11-C10-C9-C8
32	16	616	LHG	C11-C10-C9-C8
32	G	615	LHG	C16-C17-C18-C19
32	Y	616	LHG	C24-C25-C26-C27
32	a	413	LHG	C28-C29-C30-C31
32	l	102	LHG	C10-C11-C12-C13
32	y	618	LHG	C24-C25-C26-C27
32	y	618	LHG	C34-C35-C36-C37
32	y	616	LHG	C24-C25-C26-C27
41	C	520	LMG	C41-C42-C43-C44
46	c	519	DGD	C7B-C8B-C9B-CAB
31	4	610	CLA	C16-C17-C18-C20
31	A	402	CLA	C16-C17-C18-C19
31	A	402	CLA	C16-C17-C18-C20
31	G	610	CLA	C16-C17-C18-C19
31	G	610	CLA	C16-C17-C18-C20
31	a	403	CLA	C16-C17-C18-C20

Continued on next page...

Continued from previous page...

Mol	Chain	Res	Type	Atoms
31	g	610	CLA	C16-C17-C18-C20
41	b	621	LMG	O6-C1-O1-C7
30	n	605	CHL	C10-C11-C12-C13
31	16	602	CLA	C15-C16-C17-C18
31	B	614	CLA	C13-C15-C16-C17
31	S	602	CLA	C15-C16-C17-C18
31	Y	611	CLA	C10-C11-C12-C13
31	b	603	CLA	C10-C11-C12-C13
31	b	603	CLA	C15-C16-C17-C18
31	b	605	CLA	C15-C16-C17-C18
31	y	613	CLA	C15-C16-C17-C18
31	N	613	CLA	C2C-C3C-CAC-CBC
32	C	521	LHG	C31-C32-C33-C34
32	D	412	LHG	C9-C10-C11-C12
32	L	102	LHG	C10-C11-C12-C13
41	C	520	LMG	C39-C40-C41-C42
31	13	603	CLA	O1D-CGD-O2D-CED
32	11	615	LHG	C14-C15-C16-C17
32	C	521	LHG	C29-C30-C31-C32
32	R	619	LHG	C28-C29-C30-C31
32	n	616	LHG	C15-C16-C17-C18
32	r	618	LHG	C24-C25-C26-C27
41	d	411	LMG	C34-C35-C36-C37
32	a	414	LHG	C23-C24-C25-C26
31	2	602	CLA	C5-C6-C7-C8
31	15	602	CLA	C10-C11-C12-C13
31	N	604	CLA	C5-C6-C7-C8
30	13	601	CHL	O1A-CGA-O2A-C1
31	1	611	CLA	O1A-CGA-O2A-C1
31	B	609	CLA	O1A-CGA-O2A-C1
31	b	609	CLA	O1A-CGA-O2A-C1
32	a	414	LHG	C31-C32-C33-C34
31	3	610	CLA	CBA-CGA-O2A-C1
31	A	406	CLA	CBA-CGA-O2A-C1
31	C	502	CLA	CBA-CGA-O2A-C1
31	N	613	CLA	CBA-CGA-O2A-C1
31	c	502	CLA	CBA-CGA-O2A-C1
32	3	617	LHG	C11-C10-C9-C8
31	5	612	CLA	O1D-CGD-O2D-CED
31	16	604	CLA	O1D-CGD-O2D-CED
30	3	605	CHL	C3A-C2A-CAA-CBA
30	3	606	CHL	C3A-C2A-CAA-CBA

Continued on next page...

Continued from previous page...

Mol	Chain	Res	Type	Atoms
30	3	607	CHL	C3A-C2A-CAA-CBA
30	5	606	CHL	C3A-C2A-CAA-CBA
30	6	605	CHL	C3A-C2A-CAA-CBA
30	6	607	CHL	C3A-C2A-CAA-CBA
30	11	607	CHL	C3A-C2A-CAA-CBA
30	13	606	CHL	C3A-C2A-CAA-CBA
30	14	607	CHL	C3A-C2A-CAA-CBA
30	15	605	CHL	C3A-C2A-CAA-CBA
30	16	601	CHL	C3A-C2A-CAA-CBA
30	16	606	CHL	C3A-C2A-CAA-CBA
30	G	605	CHL	C3A-C2A-CAA-CBA
30	G	607	CHL	C3A-C2A-CAA-CBA
30	R	606	CHL	C3A-C2A-CAA-CBA
30	S	606	CHL	C3A-C2A-CAA-CBA
30	Y	607	CHL	C3A-C2A-CAA-CBA
30	Y	601	CHL	C3A-C2A-CAA-CBA
30	g	605	CHL	C3A-C2A-CAA-CBA
30	g	607	CHL	C3A-C2A-CAA-CBA
30	n	605	CHL	C3A-C2A-CAA-CBA
30	r	606	CHL	C3A-C2A-CAA-CBA
30	s	606	CHL	C3A-C2A-CAA-CBA
30	y	607	CHL	C3A-C2A-CAA-CBA
30	y	601	CHL	C3A-C2A-CAA-CBA
31	1	611	CLA	C3A-C2A-CAA-CBA
31	2	604	CLA	C3A-C2A-CAA-CBA
31	3	604	CLA	C3A-C2A-CAA-CBA
31	3	611	CLA	C3A-C2A-CAA-CBA
31	3	614	CLA	C3A-C2A-CAA-CBA
31	4	612	CLA	C3A-C2A-CAA-CBA
31	6	604	CLA	C3A-C2A-CAA-CBA
31	6	611	CLA	C3A-C2A-CAA-CBA
31	11	604	CLA	C3A-C2A-CAA-CBA
31	11	610	CLA	C3A-C2A-CAA-CBA
31	11	612	CLA	C3A-C2A-CAA-CBA
31	12	604	CLA	C3A-C2A-CAA-CBA
31	12	612	CLA	C3A-C2A-CAA-CBA
31	12	613	CLA	C3A-C2A-CAA-CBA
31	13	604	CLA	C3A-C2A-CAA-CBA
31	13	610	CLA	C3A-C2A-CAA-CBA
31	13	614	CLA	C3A-C2A-CAA-CBA
31	14	610	CLA	C3A-C2A-CAA-CBA
31	15	612	CLA	C3A-C2A-CAA-CBA

Continued on next page...

Continued from previous page...

Mol	Chain	Res	Type	Atoms
31	16	604	CLA	C3A-C2A-CAA-CBA
31	16	610	CLA	C3A-C2A-CAA-CBA
31	16	614	CLA	C3A-C2A-CAA-CBA
31	B	601	CLA	C3A-C2A-CAA-CBA
31	B	608	CLA	C3A-C2A-CAA-CBA
31	N	611	CLA	C3A-C2A-CAA-CBA
31	N	612	CLA	C3A-C2A-CAA-CBA
31	R	610	CLA	C3A-C2A-CAA-CBA
31	R	612	CLA	C3A-C2A-CAA-CBA
31	S	604	CLA	C3A-C2A-CAA-CBA
31	b	601	CLA	C3A-C2A-CAA-CBA
31	b	608	CLA	C3A-C2A-CAA-CBA
31	n	610	CLA	C3A-C2A-CAA-CBA
31	n	612	CLA	C3A-C2A-CAA-CBA
31	r	614	CLA	C3A-C2A-CAA-CBA
31	s	615	CLA	C3A-C2A-CAA-CBA
30	15	608	CHL	C5-C6-C7-C8
30	G	601	CHL	C15-C16-C17-C18
30	g	609	CHL	C5-C6-C7-C8
31	B	605	CLA	C15-C16-C17-C18
31	D	404	CLA	C10-C11-C12-C13
31	S	604	CLA	C8-C10-C11-C12
31	S	609	CLA	C5-C6-C7-C8
31	Y	612	CLA	C5-C6-C7-C8
31	Y	612	CLA	C15-C16-C17-C18
32	A	413	LHG	C26-C27-C28-C29
32	Y	617	LHG	C10-C11-C12-C13
31	3	604	CLA	O1A-CGA-O2A-C1
31	14	611	CLA	O1A-CGA-O2A-C1
30	1	609	CHL	C6-C7-C8-C9
30	Y	605	CHL	C6-C7-C8-C10
31	11	610	CLA	C6-C7-C8-C9
31	S	614	CLA	C16-C17-C18-C20
31	Y	613	CLA	C16-C17-C18-C20
31	g	610	CLA	C16-C17-C18-C19
31	s	604	CLA	C16-C17-C18-C19
32	A	411	LHG	C11-C10-C9-C8
31	13	602	CLA	O1D-CGD-O2D-CED
31	1	614	CLA	CBD-CGD-O2D-CED
31	3	613	CLA	CBD-CGD-O2D-CED
31	G	610	CLA	CBD-CGD-O2D-CED
31	n	604	CLA	CBD-CGD-O2D-CED

Continued on next page...

Continued from previous page...

Mol	Chain	Res	Type	Atoms
32	S	617	LHG	C11-C10-C9-C8
32	a	414	LHG	C11-C10-C9-C8
31	12	609	CLA	O2A-C1-C2-C3
30	n	607	CHL	C3-C5-C6-C7
30	y	605	CHL	C3-C5-C6-C7
31	c	513	CLA	C3-C5-C6-C7
31	d	405	CLA	C3-C5-C6-C7
32	s	621	LHG	C33-C34-C35-C36
30	Y	609	CHL	O1A-CGA-O2A-C1
31	6	604	CLA	O1A-CGA-O2A-C1
31	y	615	CLA	O1A-CGA-O2A-C1
30	6	605	CHL	C10-C11-C12-C13
30	g	601	CHL	C15-C16-C17-C18
31	a	404	CLA	C8-C10-C11-C12
31	R	608	CLA	C4-C3-C5-C6
31	Y	615	CLA	C4-C3-C5-C6
31	b	601	CLA	C4-C3-C5-C6
31	r	608	CLA	C4-C3-C5-C6
38	A	405	PHO	C4-C3-C5-C6
38	a	405	PHO	C4-C3-C5-C6
30	5	609	CHL	C2-C3-C5-C6
31	3	612	CLA	C2-C3-C5-C6
31	11	613	CLA	C2-C3-C5-C6
31	14	613	CLA	C2-C3-C5-C6
31	B	611	CLA	C2-C3-C5-C6
31	B	615	CLA	C2-C3-C5-C6
31	N	613	CLA	C2-C3-C5-C6
31	R	609	CLA	C2-C3-C5-C6
31	Y	615	CLA	C2-C3-C5-C6
31	Y	611	CLA	C2-C3-C5-C6
31	b	615	CLA	C2-C3-C5-C6
31	n	613	CLA	C2-C3-C5-C6
31	s	611	CLA	C2-C3-C5-C6
38	A	405	PHO	C2-C3-C5-C6
38	D	402	PHO	C2-C3-C5-C6
38	a	405	PHO	C2-C3-C5-C6
30	11	606	CHL	CBD-CGD-O2D-CED
30	12	608	CHL	C1-C2-C3-C5
31	S	610	CLA	C1-C2-C3-C5
31	A	403	CLA	C2A-CAA-CBA-CGA
31	g	604	CLA	C2A-CAA-CBA-CGA
31	s	615	CLA	C2A-CAA-CBA-CGA

Continued on next page...

Continued from previous page...

Mol	Chain	Res	Type	Atoms
32	1	615	LHG	O1-C1-C2-O2
32	4	615	LHG	O1-C1-C2-O2
32	6	616	LHG	O1-C1-C2-O2
32	A	411	LHG	O1-C1-C2-O2
32	A	414	LHG	O1-C1-C2-O2
32	D	412	LHG	O1-C1-C2-O2
32	G	615	LHG	O1-C1-C2-O2
32	a	414	LHG	O1-C1-C2-O2
32	d	413	LHG	O1-C1-C2-O2
32	g	615	LHG	O1-C1-C2-O2
30	16	606	CHL	C5-C6-C7-C8
32	11	615	LHG	C10-C11-C12-C13
32	14	615	LHG	C18-C19-C20-C21
46	C	519	DGD	C7B-C8B-C9B-CAB
31	5	613	CLA	O1A-CGA-O2A-C1
31	B	614	CLA	C16-C17-C18-C20
31	N	602	CLA	C16-C17-C18-C19
31	g	602	CLA	C16-C17-C18-C19
31	y	613	CLA	C16-C17-C18-C20
41	J	102	LMG	C22-C23-C24-C25
41	j	102	LMG	C22-C23-C24-C25
30	11	606	CHL	O1A-CGA-O2A-C1
31	5	604	CLA	CBA-CGA-O2A-C1
31	n	602	CLA	C2C-C3C-CAC-CBC
31	r	602	CLA	C2C-C3C-CAC-CBC
32	d	408	LHG	C14-C15-C16-C17
41	K	102	LMG	C32-C33-C34-C35
31	11	611	CLA	O1A-CGA-O2A-C1
31	C	506	CLA	O1A-CGA-O2A-C1
31	c	514	CLA	O1A-CGA-O2A-C1
31	y	612	CLA	C5-C6-C7-C8
31	Y	602	CLA	C4C-C3C-CAC-CBC
32	A	411	LHG	C12-C13-C14-C15
32	A	411	LHG	C17-C18-C19-C20
32	r	619	LHG	C10-C11-C12-C13
41	s	616	LMG	C13-C14-C15-C16
31	B	609	CLA	C15-C16-C17-C18
31	R	608	CLA	C8-C10-C11-C12
31	s	604	CLA	C10-C11-C12-C13
32	y	617	LHG	C5-C4-O6-P
30	y	609	CHL	O1A-CGA-O2A-C1
31	S	609	CLA	O1A-CGA-O2A-C1

Continued on next page...

Continued from previous page...

Mol	Chain	Res	Type	Atoms
31	r	601	CLA	O1A-CGA-O2A-C1
31	s	609	CLA	C2C-C3C-CAC-CBC
43	H	101	LNL	C2-C3-C4-C5
43	h	101	LNL	C2-C3-C4-C5
31	13	603	CLA	C11-C12-C13-C15
31	14	604	CLA	C6-C7-C8-C10
31	S	602	CLA	C16-C17-C18-C20
32	l	102	LHG	C23-C24-C25-C26
33	s	618	LUT	C5-C6-C7-C8
39	B	617	BCR	C1-C6-C7-C8
39	B	617	BCR	C5-C6-C7-C8
39	C	515	BCR	C5-C6-C7-C8
39	C	516	BCR	C1-C6-C7-C8
39	D	406	BCR	C23-C24-C25-C30
39	b	617	BCR	C1-C6-C7-C8
39	b	617	BCR	C5-C6-C7-C8
39	c	515	BCR	C5-C6-C7-C8
39	d	406	BCR	C23-C24-C25-C30
32	G	615	LHG	C24-C25-C26-C27
32	S	617	LHG	C32-C33-C34-C35
30	R	606	CHL	CBA-CGA-O2A-C1
31	4	613	CLA	CBA-CGA-O2A-C1
31	R	602	CLA	CBA-CGA-O2A-C1
31	Y	614	CLA	CBA-CGA-O2A-C1
31	c	506	CLA	CBA-CGA-O2A-C1
30	Y	601	CHL	C10-C11-C12-C13
30	Y	601	CHL	C15-C16-C17-C18
31	4	603	CLA	C5-C6-C7-C8
31	A	402	CLA	C10-C11-C12-C13
31	B	611	CLA	C15-C16-C17-C18
31	a	403	CLA	C10-C11-C12-C13
31	b	608	CLA	C15-C16-C17-C18
31	b	611	CLA	C15-C16-C17-C18
31	d	402	CLA	C15-C16-C17-C18
31	g	613	CLA	C15-C16-C17-C18
32	d	408	LHG	C8-C7-O7-C5
46	C	517	DGD	C6A-C7A-C8A-C9A
46	c	517	DGD	C6A-C7A-C8A-C9A
31	y	603	CLA	O1D-CGD-O2D-CED
30	N	601	CHL	O1A-CGA-O2A-C1
32	a	411	LHG	C23-C24-C25-C26
40	L	101	SQD	C7-C8-C9-C10

Continued on next page...

Continued from previous page...

Mol	Chain	Res	Type	Atoms
32	A	414	LHG	C31-C32-C33-C34
32	a	411	LHG	C25-C26-C27-C28
32	y	617	LHG	C29-C30-C31-C32
43	C	523	LNL	C15-C16-C17-C18
31	6	604	CLA	C10-C11-C12-C13
31	B	614	CLA	C15-C16-C17-C18
31	C	504	CLA	C10-C11-C12-C13
31	R	603	CLA	C13-C15-C16-C17
31	Y	611	CLA	C5-C6-C7-C8
31	b	604	CLA	C10-C11-C12-C13
31	b	609	CLA	C15-C16-C17-C18
44	B	623	STE	C15-C16-C17-C18
30	16	601	CHL	C4-C3-C5-C6
30	G	601	CHL	C4-C3-C5-C6
31	6	611	CLA	C4-C3-C5-C6
31	15	603	CLA	C4-C3-C5-C6
31	C	507	CLA	C4-C3-C5-C6
31	Y	611	CLA	C4-C3-C5-C6
31	y	604	CLA	C4-C3-C5-C6
31	y	611	CLA	C4-C3-C5-C6
38	D	402	PHO	C4-C3-C5-C6
42	A	410	PL9	C25-C24-C26-C27
42	A	410	PL9	C30-C29-C31-C32
42	D	407	PL9	C12-C11-C9-C10
30	N	601	CHL	O1D-CGD-O2D-CED
31	Y	603	CLA	O1D-CGD-O2D-CED
30	1	601	CHL	C11-C10-C8-C7
30	3	605	CHL	C6-C7-C8-C10
30	6	607	CHL	C11-C10-C8-C7
30	6	607	CHL	C12-C13-C15-C16
30	12	608	CHL	C2-C3-C5-C6
30	13	601	CHL	C2-C3-C5-C6
30	13	607	CHL	C11-C10-C8-C7
30	15	608	CHL	C2-C3-C5-C6
30	15	608	CHL	C11-C10-C8-C7
30	16	609	CHL	C11-C10-C8-C7
30	g	601	CHL	C2-C3-C5-C6
30	n	605	CHL	C6-C7-C8-C10
30	n	606	CHL	C6-C7-C8-C10
30	s	606	CHL	C6-C7-C8-C10
31	3	611	CLA	C11-C10-C8-C7
31	4	610	CLA	C6-C7-C8-C10

Continued on next page...

Continued from previous page...

Mol	Chain	Res	Type	Atoms
31	6	611	CLA	C2-C3-C5-C6
31	6	612	CLA	C2-C3-C5-C6
31	11	602	CLA	C11-C10-C8-C7
31	13	611	CLA	C11-C12-C13-C15
31	B	614	CLA	C12-C13-C15-C16
31	C	507	CLA	C2-C3-C5-C6
31	C	514	CLA	C12-C13-C15-C16
31	D	405	CLA	C11-C10-C8-C7
31	D	405	CLA	C12-C13-C15-C16
31	G	613	CLA	C12-C13-C15-C16
31	R	609	CLA	C11-C12-C13-C15
31	R	610	CLA	C11-C10-C8-C7
31	S	602	CLA	C11-C10-C8-C7
31	S	604	CLA	C11-C12-C13-C15
31	Y	604	CLA	C2-C3-C5-C6
31	Y	610	CLA	C6-C7-C8-C10
31	a	404	CLA	C12-C13-C15-C16
31	b	607	CLA	C11-C10-C8-C7
31	b	611	CLA	C2-C3-C5-C6
31	b	613	CLA	C11-C12-C13-C15
31	c	502	CLA	C11-C10-C8-C7
31	c	503	CLA	C12-C13-C15-C16
31	d	402	CLA	C12-C13-C15-C16
31	d	405	CLA	C11-C10-C8-C7
31	r	603	CLA	C12-C13-C15-C16
31	s	604	CLA	C11-C10-C8-C7
31	y	610	CLA	C6-C7-C8-C10
31	y	611	CLA	C2-C3-C5-C6
38	a	406	PHO	C12-C13-C15-C16
31	g	611	CLA	C3-C5-C6-C7
31	y	602	CLA	C4C-C3C-CAC-CBC
32	y	616	LHG	C28-C29-C30-C31
31	14	603	CLA	C5-C6-C7-C8
31	A	403	CLA	C15-C16-C17-C18
31	y	611	CLA	C5-C6-C7-C8
31	n	611	CLA	C11-C12-C13-C14
32	L	102	LHG	C23-C24-C25-C26
30	1	607	CHL	CBA-CGA-O2A-C1
30	6	606	CHL	CBA-CGA-O2A-C1
30	13	609	CHL	CBA-CGA-O2A-C1
30	14	609	CHL	CBA-CGA-O2A-C1
30	g	609	CHL	CBA-CGA-O2A-C1

Continued on next page...

Continued from previous page...

Mol	Chain	Res	Type	Atoms
31	3	613	CLA	CBA-CGA-O2A-C1
31	6	613	CLA	CBA-CGA-O2A-C1
31	C	506	CLA	CBA-CGA-O2A-C1
31	Y	611	CLA	CBA-CGA-O2A-C1
31	y	611	CLA	CBA-CGA-O2A-C1
32	y	618	LHG	C24-C23-O8-C6
30	12	601	CHL	C2A-CAA-CBA-CGA
30	15	601	CHL	C2A-CAA-CBA-CGA
30	R	607	CHL	C2A-CAA-CBA-CGA
31	2	604	CLA	C2A-CAA-CBA-CGA
31	5	602	CLA	C2A-CAA-CBA-CGA
31	6	610	CLA	C2A-CAA-CBA-CGA
31	12	609	CLA	C2A-CAA-CBA-CGA
31	N	613	CLA	C2A-CAA-CBA-CGA
31	Y	613	CLA	C2A-CAA-CBA-CGA
30	3	605	CHL	C15-C16-C17-C18
31	C	504	CLA	C8-C10-C11-C12
31	y	602	CLA	C10-C11-C12-C13
32	a	413	LHG	C12-C13-C14-C15
30	2	609	CHL	O1A-CGA-O2A-C1
31	12	604	CLA	C1-C2-C3-C5
31	B	606	CLA	C1-C2-C3-C5
31	s	609	CLA	C1-C2-C3-C5
31	R	612	CLA	CBD-CGD-O2D-CED
32	s	621	LHG	C9-C10-C11-C12
32	y	618	LHG	C30-C31-C32-C33
32	Y	617	LHG	C23-C24-C25-C26
36	B	624	3PH	C31-C32-C33-C34
32	A	413	LHG	C12-C13-C14-C15
32	N	616	LHG	C24-C25-C26-C27
32	S	621	LHG	C25-C26-C27-C28
30	1	607	CHL	CBD-CGD-O2D-CED
30	n	608	CHL	CBA-CGA-O2A-C1
31	13	613	CLA	CBA-CGA-O2A-C1
31	y	612	CLA	CBA-CGA-O2A-C1
31	6	604	CLA	C16-C17-C18-C19
31	11	603	CLA	C6-C7-C8-C9
31	C	507	CLA	C16-C17-C18-C19
31	b	614	CLA	C16-C17-C18-C20
31	c	502	CLA	C16-C17-C18-C19
31	b	610	CLA	C5-C6-C7-C8
31	s	602	CLA	C5-C6-C7-C8

Continued on next page...

Continued from previous page...

Mol	Chain	Res	Type	Atoms
32	g	615	LHG	C24-C25-C26-C27
41	D	410	LMG	C10-C11-C12-C13
32	14	615	LHG	C8-C7-O7-C5
32	D	408	LHG	C8-C7-O7-C5
32	A	414	LHG	O6-C4-C5-O7
32	S	621	LHG	O6-C4-C5-O7
32	s	621	LHG	O6-C4-C5-O7
49	F	101	HEM	C4B-C3B-CAB-CBB
49	f	101	HEM	C4B-C3B-CAB-CBB
31	C	502	CLA	C10-C11-C12-C13
31	G	611	CLA	C10-C11-C12-C13
31	b	614	CLA	C13-C15-C16-C17
30	5	606	CHL	CBD-CGD-O2D-CED
30	S	606	CHL	CBD-CGD-O2D-CED
31	B	616	CLA	O1A-CGA-O2A-C1
31	G	613	CLA	O1A-CGA-O2A-C1
32	G	615	LHG	C28-C29-C30-C31
32	Y	618	LHG	C17-C18-C19-C20
32	14	615	LHG	O9-C7-O7-C5
32	D	408	LHG	O9-C7-O7-C5
31	C	507	CLA	C3-C5-C6-C7
32	n	616	LHG	C24-C25-C26-C27
32	n	616	LHG	O7-C5-C6-O8
36	B	624	3PH	O21-C2-C3-O31
41	b	621	LMG	O7-C8-C9-O8
46	C	518	DGD	O1G-C1G-C2G-O2G
46	c	518	DGD	O1G-C1G-C2G-O2G
32	S	621	LHG	C16-C17-C18-C19
36	8	201	3PH	C22-C23-C24-C25
31	4	610	CLA	C16-C17-C18-C19
31	c	514	CLA	C16-C17-C18-C20
32	6	617	LHG	C32-C33-C34-C35
36	T	101	3PH	C24-C25-C26-C27
46	C	517	DGD	C8A-C9A-CAA-CBA
46	c	517	DGD	C8A-C9A-CAA-CBA
31	B	602	CLA	C13-C15-C16-C17
31	b	614	CLA	C15-C16-C17-C18
31	c	511	CLA	C10-C11-C12-C13
30	6	609	CHL	C4-C3-C5-C6
30	15	608	CHL	C4-C3-C5-C6
42	d	407	PL9	C12-C11-C9-C10
41	c	522	LMG	C28-C29-C30-C31

Continued on next page...

Continued from previous page...

Mol	Chain	Res	Type	Atoms
31	13	610	CLA	C2-C3-C5-C6
31	15	609	CLA	C2-C3-C5-C6
31	b	601	CLA	C2-C3-C5-C6
31	s	610	CLA	C2-C3-C5-C6
42	a	410	PL9	C23-C24-C26-C27
42	a	410	PL9	C28-C29-C31-C32
42	D	407	PL9	C4-C3-C7-C8
42	d	407	PL9	C4-C3-C7-C8
41	d	411	LMG	C12-C13-C14-C15
30	1	601	CHL	C11-C10-C8-C9
30	6	607	CHL	C11-C10-C8-C9
30	6	607	CHL	C14-C13-C15-C16
30	13	607	CHL	C11-C10-C8-C9
30	Y	609	CHL	C14-C13-C15-C16
30	n	605	CHL	C6-C7-C8-C9
30	n	606	CHL	C6-C7-C8-C9
30	y	609	CHL	C14-C13-C15-C16
31	3	604	CLA	C6-C7-C8-C9
31	6	604	CLA	C6-C7-C8-C9
31	11	602	CLA	C11-C10-C8-C9
31	16	611	CLA	C11-C10-C8-C9
31	C	504	CLA	C11-C10-C8-C9
31	C	514	CLA	C14-C13-C15-C16
31	G	613	CLA	C14-C13-C15-C16
31	N	611	CLA	C6-C7-C8-C9
31	R	609	CLA	C14-C13-C15-C16
31	R	610	CLA	C11-C10-C8-C9
31	S	610	CLA	C11-C10-C8-C9
31	c	503	CLA	C14-C13-C15-C16
31	g	613	CLA	C6-C7-C8-C9
31	n	611	CLA	C6-C7-C8-C9
31	r	603	CLA	C14-C13-C15-C16
31	s	614	CLA	C6-C7-C8-C9
31	C	509	CLA	O1A-CGA-O2A-C1
32	16	616	LHG	C29-C30-C31-C32
32	R	618	LHG	C9-C10-C11-C12
30	11	601	CHL	C3-C5-C6-C7
30	16	601	CHL	C3-C5-C6-C7
31	12	609	CLA	C3-C5-C6-C7
30	5	607	CHL	O1D-CGD-O2D-CED
31	y	614	CLA	O1D-CGD-O2D-CED
30	4	608	CHL	C2A-CAA-CBA-CGA

Continued on next page...

Continued from previous page...

Mol	Chain	Res	Type	Atoms
30	5	607	CHL	C2A-CAA-CBA-CGA
30	16	601	CHL	C2A-CAA-CBA-CGA
30	Y	601	CHL	C2A-CAA-CBA-CGA
30	s	608	CHL	C2A-CAA-CBA-CGA
31	13	613	CLA	C2A-CAA-CBA-CGA
31	N	611	CLA	C2A-CAA-CBA-CGA
31	c	512	CLA	C2A-CAA-CBA-CGA
31	y	613	CLA	C2A-CAA-CBA-CGA
36	8	201	3PH	C36-C37-C38-C39
31	3	615	CLA	O1A-CGA-O2A-C1
41	C	520	LMG	O6-C5-C6-O5
41	c	520	LMG	O6-C5-C6-O5
46	C	517	DGD	O6E-C5E-C6E-O5E
46	c	517	DGD	O6E-C5E-C6E-O5E
31	4	603	CLA	O1D-CGD-O2D-CED
31	B	610	CLA	C5-C6-C7-C8
31	C	511	CLA	C10-C11-C12-C13
31	R	603	CLA	C15-C16-C17-C18
31	C	514	CLA	O1A-CGA-O2A-C1
31	G	611	CLA	O1A-CGA-O2A-C1
31	Y	615	CLA	O1A-CGA-O2A-C1
31	c	509	CLA	O1A-CGA-O2A-C1
31	g	613	CLA	O1A-CGA-O2A-C1
30	11	606	CHL	CBA-CGA-O2A-C1
30	2	606	CHL	C1A-C2A-CAA-CBA
30	3	607	CHL	C1A-C2A-CAA-CBA
30	3	609	CHL	C1A-C2A-CAA-CBA
30	5	606	CHL	C1A-C2A-CAA-CBA
30	6	607	CHL	C1A-C2A-CAA-CBA
30	6	609	CHL	C1A-C2A-CAA-CBA
30	11	607	CHL	C1A-C2A-CAA-CBA
30	12	608	CHL	C1A-C2A-CAA-CBA
30	13	609	CHL	C1A-C2A-CAA-CBA
30	14	606	CHL	C1A-C2A-CAA-CBA
30	14	607	CHL	C1A-C2A-CAA-CBA
30	14	608	CHL	C1A-C2A-CAA-CBA
30	15	606	CHL	C1A-C2A-CAA-CBA
30	G	606	CHL	C1A-C2A-CAA-CBA
30	N	609	CHL	C1A-C2A-CAA-CBA
30	S	606	CHL	C1A-C2A-CAA-CBA
30	Y	607	CHL	C1A-C2A-CAA-CBA
30	Y	609	CHL	C1A-C2A-CAA-CBA

Continued on next page...

Continued from previous page...

Mol	Chain	Res	Type	Atoms
30	n	609	CHL	C1A-C2A-CAA-CBA
30	r	606	CHL	C1A-C2A-CAA-CBA
30	s	606	CHL	C1A-C2A-CAA-CBA
30	y	607	CHL	C1A-C2A-CAA-CBA
30	y	609	CHL	C1A-C2A-CAA-CBA
31	1	611	CLA	C1A-C2A-CAA-CBA
31	2	602	CLA	C1A-C2A-CAA-CBA
31	3	602	CLA	C1A-C2A-CAA-CBA
31	3	604	CLA	C1A-C2A-CAA-CBA
31	3	610	CLA	C1A-C2A-CAA-CBA
31	3	614	CLA	C1A-C2A-CAA-CBA
31	4	612	CLA	C1A-C2A-CAA-CBA
31	5	602	CLA	C1A-C2A-CAA-CBA
31	5	610	CLA	C1A-C2A-CAA-CBA
31	5	613	CLA	C1A-C2A-CAA-CBA
31	6	602	CLA	C1A-C2A-CAA-CBA
31	6	604	CLA	C1A-C2A-CAA-CBA
31	6	610	CLA	C1A-C2A-CAA-CBA
31	6	615	CLA	C1A-C2A-CAA-CBA
31	11	612	CLA	C1A-C2A-CAA-CBA
31	12	602	CLA	C1A-C2A-CAA-CBA
31	12	609	CLA	C1A-C2A-CAA-CBA
31	12	612	CLA	C1A-C2A-CAA-CBA
31	13	611	CLA	C1A-C2A-CAA-CBA
31	16	602	CLA	C1A-C2A-CAA-CBA
31	16	604	CLA	C1A-C2A-CAA-CBA
31	A	406	CLA	C1A-C2A-CAA-CBA
31	B	611	CLA	C1A-C2A-CAA-CBA
31	G	610	CLA	C1A-C2A-CAA-CBA
31	G	614	CLA	C1A-C2A-CAA-CBA
31	N	612	CLA	C1A-C2A-CAA-CBA
31	R	609	CLA	C1A-C2A-CAA-CBA
31	R	612	CLA	C1A-C2A-CAA-CBA
31	R	613	CLA	C1A-C2A-CAA-CBA
31	S	615	CLA	C1A-C2A-CAA-CBA
31	a	407	CLA	C1A-C2A-CAA-CBA
31	c	512	CLA	C1A-C2A-CAA-CBA
31	g	610	CLA	C1A-C2A-CAA-CBA
31	g	611	CLA	C1A-C2A-CAA-CBA
31	g	614	CLA	C1A-C2A-CAA-CBA
31	n	602	CLA	C1A-C2A-CAA-CBA
31	n	611	CLA	C1A-C2A-CAA-CBA

Continued on next page...

Continued from previous page...

Mol	Chain	Res	Type	Atoms
31	n	612	CLA	C1A-C2A-CAA-CBA
31	r	612	CLA	C1A-C2A-CAA-CBA
31	r	613	CLA	C1A-C2A-CAA-CBA
31	r	614	CLA	C1A-C2A-CAA-CBA
31	s	604	CLA	C1A-C2A-CAA-CBA
31	s	610	CLA	C1A-C2A-CAA-CBA
31	6	604	CLA	C16-C17-C18-C20
31	11	602	CLA	C11-C12-C13-C14
31	14	610	CLA	C16-C17-C18-C19
31	B	607	CLA	C16-C17-C18-C19
31	B	614	CLA	C16-C17-C18-C19
31	b	614	CLA	C16-C17-C18-C19
32	d	408	LHG	O9-C7-O7-C5
32	Y	618	LHG	C32-C33-C34-C35
32	d	409	LHG	C27-C28-C29-C30
32	g	615	LHG	C28-C29-C30-C31
30	n	609	CHL	C13-C15-C16-C17
30	s	606	CHL	C10-C11-C12-C13
30	y	601	CHL	C15-C16-C17-C18
31	B	607	CLA	C5-C6-C7-C8
31	S	604	CLA	C10-C11-C12-C13
31	b	602	CLA	C13-C15-C16-C17
31	n	602	CLA	C10-C11-C12-C13
32	1	615	LHG	C4-O6-P-O3
32	R	621	LHG	C4-O6-P-O3
40	A	408	SQD	C27-C28-C29-C30
40	a	409	SQD	C27-C28-C29-C30
41	c	522	LMG	C22-C23-C24-C25
30	13	605	CHL	C3-C5-C6-C7
31	c	507	CLA	C3-C5-C6-C7
30	N	608	CHL	O1D-CGD-O2D-CED
32	D	412	LHG	C11-C12-C13-C14
31	12	602	CLA	C10-C11-C12-C13
31	B	608	CLA	C15-C16-C17-C18
31	b	601	CLA	C5-C6-C7-C8
31	s	611	CLA	C10-C11-C12-C13
31	a	403	CLA	CBA-CGA-O2A-C1
32	A	414	LHG	O6-C4-C5-C6
32	R	619	LHG	O6-C4-C5-C6
32	S	621	LHG	O6-C4-C5-C6
32	Y	617	LHG	O6-C4-C5-C6
32	r	618	LHG	O6-C4-C5-C6

Continued on next page...

Continued from previous page...

Mol	Chain	Res	Type	Atoms
32	s	621	LHG	O6-C4-C5-C6
32	a	413	LHG	C26-C27-C28-C29
30	15	608	CHL	O1D-CGD-O2D-CED
32	11	615	LHG	C24-C25-C26-C27
31	11	603	CLA	C6-C7-C8-C10
32	R	618	LHG	C24-C25-C26-C27
32	y	617	LHG	C9-C10-C11-C12
44	B	623	STE	C7-C8-C9-C10
31	S	602	CLA	C10-C11-C12-C13
41	C	522	LMG	C22-C23-C24-C25
30	N	608	CHL	CBA-CGA-O2A-C1
31	A	402	CLA	CBA-CGA-O2A-C1
31	y	615	CLA	CBA-CGA-O2A-C1
32	3	617	LHG	C1-C2-C3-O3
32	r	621	LHG	C1-C2-C3-O3
41	K	102	LMG	O6-C5-C6-O5
41	v	101	LMG	O6-C5-C6-O5
31	c	507	CLA	C4-C3-C5-C6
31	S	603	CLA	C3A-C2A-CAA-CBA
32	n	616	LHG	C13-C14-C15-C16
31	g	610	CLA	C10-C11-C12-C13
32	6	616	LHG	C9-C10-C11-C12
32	13	616	LHG	C29-C30-C31-C32
41	D	410	LMG	C11-C12-C13-C14
30	R	607	CHL	O1A-CGA-O2A-C1
31	S	614	CLA	O1A-CGA-O2A-C1
31	b	604	CLA	O1A-CGA-O2A-C1
31	s	614	CLA	O1A-CGA-O2A-C1
32	y	618	LHG	O10-C23-O8-C6
32	D	408	LHG	O2-C2-C3-O3
32	Y	616	LHG	O2-C2-C3-O3
32	y	618	LHG	C26-C27-C28-C29
30	n	607	CHL	C2A-CAA-CBA-CGA
31	4	612	CLA	C2A-CAA-CBA-CGA
31	13	615	CLA	C2A-CAA-CBA-CGA
31	d	402	CLA	C2A-CAA-CBA-CGA
31	3	604	CLA	C16-C17-C18-C19
31	C	511	CLA	C16-C17-C18-C20
41	D	414	LMG	O6-C5-C6-O5
41	d	415	LMG	O6-C5-C6-O5
32	3	616	LHG	C9-C10-C11-C12
32	C	521	LHG	C4-C5-C6-O8

Continued on next page...

Continued from previous page...

Mol	Chain	Res	Type	Atoms
32	a	414	LHG	C28-C29-C30-C31
32	c	521	LHG	C4-C5-C6-O8
32	y	617	LHG	C13-C14-C15-C16
40	D	411	SQD	C44-C45-C46-O48
40	d	412	SQD	C44-C45-C46-O48
40	l	101	SQD	O6-C44-C45-C46
41	S	616	LMG	O1-C7-C8-C9
41	s	616	LMG	O1-C7-C8-C9
46	C	518	DGD	O1G-C1G-C2G-C3G
46	c	518	DGD	O1G-C1G-C2G-C3G
31	B	609	CLA	C10-C11-C12-C13
31	C	508	CLA	C15-C16-C17-C18
31	b	609	CLA	C10-C11-C12-C13
31	d	404	CLA	C10-C11-C12-C13
32	11	615	LHG	C11-C10-C9-C8
40	L	101	SQD	C45-C44-O6-C1
40	l	101	SQD	C45-C44-O6-C1
46	C	518	DGD	C5D-C6D-O5D-C1E
46	c	518	DGD	C5D-C6D-O5D-C1E
32	s	617	LHG	C35-C36-C37-C38
32	y	618	LHG	C12-C13-C14-C15
31	g	612	CLA	C2A-CAA-CBA-CGA
31	B	609	CLA	O1D-CGD-O2D-CED
31	R	609	CLA	C15-C16-C17-C18
31	Y	615	CLA	C5-C6-C7-C8
31	r	603	CLA	C10-C11-C12-C13
32	c	521	LHG	C35-C36-C37-C38
32	n	616	LHG	C16-C17-C18-C19
32	y	618	LHG	C16-C17-C18-C19
44	b	622	STE	C10-C11-C12-C13
31	13	604	CLA	CAA-CBA-CGA-O2A
41	b	621	LMG	O6-C5-C6-O5
41	C	522	LMG	C28-C29-C30-C31
32	g	615	LHG	C14-C15-C16-C17
41	d	415	LMG	C32-C33-C34-C35
31	N	613	CLA	C3-C5-C6-C7
30	14	606	CHL	CBA-CGA-O2A-C1
30	11	609	CHL	C6-C7-C8-C10
31	B	615	CLA	C15-C16-C17-C18
31	c	510	CLA	C8-C10-C11-C12
32	3	617	LHG	C10-C11-C12-C13
41	D	414	LMG	C32-C33-C34-C35

Continued on next page...

Continued from previous page...

Mol	Chain	Res	Type	Atoms
30	y	606	CHL	CBD-CGD-O2D-CED
32	3	616	LHG	O1-C1-C2-O2
32	L	102	LHG	O1-C1-C2-O2
32	S	621	LHG	O1-C1-C2-O2
32	l	102	LHG	O1-C1-C2-O2
32	C	521	LHG	C34-C35-C36-C37
30	S	606	CHL	C13-C15-C16-C17
30	s	606	CHL	C13-C15-C16-C17
31	C	510	CLA	C8-C10-C11-C12
31	r	610	CLA	O1A-CGA-O2A-C1
41	B	622	LMG	O6-C5-C6-O5
32	14	615	LHG	C35-C36-C37-C38
32	D	408	LHG	C13-C14-C15-C16
41	c	520	LMG	C12-C13-C14-C15
31	R	610	CLA	CAA-CBA-CGA-O2A
32	Y	618	LHG	C35-C36-C37-C38
30	3	609	CHL	C8-C10-C11-C12
31	B	611	CLA	C8-C10-C11-C12
31	b	611	CLA	C8-C10-C11-C12
41	D	410	LMG	O6-C5-C6-O5
30	G	609	CHL	C4-C3-C5-C6
31	14	613	CLA	C4-C3-C5-C6
31	R	613	CLA	C4-C3-C5-C6
31	G	612	CLA	C2A-CAA-CBA-CGA
32	14	615	LHG	C9-C10-C11-C12
32	S	621	LHG	C33-C34-C35-C36
42	A	410	PL9	C28-C29-C31-C32
32	d	409	LHG	C23-C24-C25-C26
31	C	509	CLA	C11-C12-C13-C14
31	c	509	CLA	C11-C12-C13-C14
30	11	608	CHL	CBA-CGA-O2A-C1
30	13	601	CHL	CBA-CGA-O2A-C1
30	N	607	CHL	CBA-CGA-O2A-C1
30	y	605	CHL	CBA-CGA-O2A-C1
31	Y	612	CLA	CBA-CGA-O2A-C1
31	g	604	CLA	CBA-CGA-O2A-C1
32	R	621	LHG	C24-C23-O8-C6
32	g	615	LHG	C24-C23-O8-C6
36	B	620	3PH	C36-C37-C38-C39
31	13	610	CLA	C8-C10-C11-C12
32	N	616	LHG	C19-C20-C21-C22
32	G	615	LHG	C6-C5-O7-C7

Continued on next page...

Continued from previous page...

Mol	Chain	Res	Type	Atoms
41	d	410	LMG	O6-C5-C6-O5
30	14	606	CHL	C2A-CAA-CBA-CGA
31	c	508	CLA	C15-C16-C17-C18
30	6	607	CHL	C2-C1-O2A-CGA
30	11	608	CHL	C1-C2-C3-C4
31	1	611	CLA	C1-C2-C3-C5
31	5	604	CLA	C1-C2-C3-C5
31	16	613	CLA	C1-C2-C3-C4
31	C	505	CLA	C2-C1-O2A-CGA
31	R	612	CLA	C1-C2-C3-C5
31	S	605	CLA	C2-C1-O2A-CGA
31	S	605	CLA	C1-C2-C3-C5
32	y	617	LHG	C24-C25-C26-C27
41	C	520	LMG	C12-C13-C14-C15
32	Y	617	LHG	C7-C8-C9-C10
31	c	512	CLA	O1D-CGD-O2D-CED
30	4	609	CHL	C3-C5-C6-C7
32	y	616	LHG	C12-C13-C14-C15
30	g	609	CHL	C8-C10-C11-C12
31	b	615	CLA	C15-C16-C17-C18
31	r	608	CLA	C8-C10-C11-C12
32	a	414	LHG	C32-C33-C34-C35
30	5	609	CHL	CBA-CGA-O2A-C1
30	n	606	CHL	CBA-CGA-O2A-C1
30	s	608	CHL	CBA-CGA-O2A-C1
32	Y	618	LHG	O6-C4-C5-O7
31	C	511	CLA	C16-C17-C18-C19
31	16	610	CLA	C8-C10-C11-C12
31	N	602	CLA	C15-C16-C17-C18
31	S	610	CLA	C5-C6-C7-C8
31	s	610	CLA	C5-C6-C7-C8
32	11	615	LHG	C31-C32-C33-C34
32	a	401	LHG	C14-C15-C16-C17
31	5	610	CLA	O1A-CGA-O2A-C1
31	A	404	CLA	O1A-CGA-O2A-C1
31	a	404	CLA	O1A-CGA-O2A-C1
32	S	617	LHG	C25-C26-C27-C28
44	b	622	STE	C15-C16-C17-C18
32	n	616	LHG	C23-C24-C25-C26
31	6	603	CLA	C5-C6-C7-C8
31	16	611	CLA	C15-C16-C17-C18
31	S	602	CLA	C5-C6-C7-C8

Continued on next page...

Continued from previous page...

Mol	Chain	Res	Type	Atoms
31	a	407	CLA	C5-C6-C7-C8
46	C	518	DGD	C2E-C1E-O5D-C6D
46	c	518	DGD	C2E-C1E-O5D-C6D
32	L	102	LHG	C29-C30-C31-C32
32	s	617	LHG	C25-C26-C27-C28
32	3	617	LHG	O7-C5-C6-O8
32	R	618	LHG	O7-C5-C6-O8
32	Y	618	LHG	O7-C5-C6-O8
32	r	618	LHG	O7-C5-C6-O8
36	B	620	3PH	O21-C2-C3-O31
46	w	502	DGD	O1G-C1G-C2G-O2G
31	A	403	CLA	C1-C2-C3-C5
31	c	509	CLA	C5-C6-C7-C8
31	g	611	CLA	O1A-CGA-O2A-C1
38	a	406	PHO	CHA-CBD-CGD-O1D
38	a	406	PHO	CHA-CBD-CGD-O2D
30	n	601	CHL	O1D-CGD-O2D-CED
32	R	618	LHG	C11-C12-C13-C14
32	r	618	LHG	C26-C27-C28-C29
44	B	623	STE	C14-C15-C16-C17
32	6	617	LHG	C7-C8-C9-C10
31	R	610	CLA	C4-C3-C5-C6
38	a	406	PHO	C4-C3-C5-C6
42	D	407	PL9	C15-C14-C16-C17
42	a	410	PL9	C45-C44-C46-C47
30	r	605	CHL	C5-C6-C7-C8
31	13	603	CLA	C8-C10-C11-C12
30	3	601	CHL	C11-C10-C8-C7
30	3	607	CHL	C11-C10-C8-C7
30	4	609	CHL	C11-C10-C8-C7
30	4	609	CHL	C11-C12-C13-C15
30	6	601	CHL	C6-C7-C8-C10
30	6	601	CHL	C11-C10-C8-C7
30	6	605	CHL	C11-C10-C8-C7
30	14	601	CHL	C11-C10-C8-C7
30	16	601	CHL	C2-C3-C5-C6
30	N	605	CHL	C2-C3-C5-C6
30	N	606	CHL	C6-C7-C8-C10
30	R	606	CHL	C11-C10-C8-C7
30	R	606	CHL	C12-C13-C15-C16
30	Y	601	CHL	C12-C13-C15-C16
30	r	606	CHL	C12-C13-C15-C16

Continued on next page...

Continued from previous page...

Mol	Chain	Res	Type	Atoms
30	s	606	CHL	C11-C12-C13-C15
30	s	606	CHL	C12-C13-C15-C16
31	3	604	CLA	C6-C7-C8-C10
31	6	604	CLA	C6-C7-C8-C10
31	6	610	CLA	C11-C10-C8-C7
31	14	610	CLA	C12-C13-C15-C16
31	16	603	CLA	C6-C7-C8-C10
31	16	611	CLA	C11-C10-C8-C7
31	A	403	CLA	C12-C13-C15-C16
31	A	404	CLA	C11-C10-C8-C7
31	B	602	CLA	C12-C13-C15-C16
31	B	605	CLA	C11-C10-C8-C7
31	B	606	CLA	C6-C7-C8-C10
31	B	610	CLA	C11-C12-C13-C15
31	B	612	CLA	C11-C12-C13-C15
31	B	613	CLA	C11-C12-C13-C15
31	B	613	CLA	C12-C13-C15-C16
31	C	508	CLA	C11-C10-C8-C7
31	C	510	CLA	C11-C10-C8-C7
31	D	404	CLA	C11-C10-C8-C7
31	G	602	CLA	C6-C7-C8-C10
31	G	602	CLA	C11-C10-C8-C7
31	N	602	CLA	C6-C7-C8-C10
31	N	602	CLA	C11-C10-C8-C7
31	N	602	CLA	C11-C12-C13-C15
31	R	609	CLA	C12-C13-C15-C16
31	R	610	CLA	C6-C7-C8-C10
31	Y	602	CLA	C6-C7-C8-C10
31	b	602	CLA	C12-C13-C15-C16
31	b	604	CLA	C11-C10-C8-C7
31	b	605	CLA	C11-C10-C8-C7
31	b	610	CLA	C11-C12-C13-C15
31	b	613	CLA	C12-C13-C15-C16
31	c	508	CLA	C11-C12-C13-C15
31	c	510	CLA	C11-C10-C8-C7
31	d	404	CLA	C11-C10-C8-C7
31	g	602	CLA	C11-C10-C8-C7
31	g	611	CLA	C11-C10-C8-C7
31	g	611	CLA	C12-C13-C15-C16
31	n	611	CLA	C6-C7-C8-C10
31	r	609	CLA	C11-C10-C8-C7
31	r	609	CLA	C12-C13-C15-C16

Continued on next page...

Continued from previous page...

Mol	Chain	Res	Type	Atoms
31	r	613	CLA	C12-C13-C15-C16
31	s	602	CLA	C11-C10-C8-C7
31	s	614	CLA	C6-C7-C8-C10
31	y	612	CLA	C11-C10-C8-C7
31	y	612	CLA	C11-C12-C13-C15
32	S	617	LHG	C33-C34-C35-C36
32	Y	617	LHG	C13-C14-C15-C16
41	C	520	LMG	C32-C33-C34-C35
41	H	102	LMG	C12-C13-C14-C15
30	2	609	CHL	C11-C10-C8-C9
30	3	607	CHL	C11-C10-C8-C9
30	4	609	CHL	C6-C7-C8-C9
30	5	609	CHL	C11-C10-C8-C9
30	13	606	CHL	C11-C10-C8-C9
30	14	601	CHL	C11-C10-C8-C9
30	14	601	CHL	C11-C12-C13-C14
30	16	609	CHL	C11-C10-C8-C9
30	G	601	CHL	C11-C12-C13-C14
30	N	609	CHL	C11-C10-C8-C9
30	N	607	CHL	C14-C13-C15-C16
30	g	609	CHL	C11-C10-C8-C9
30	n	609	CHL	C11-C10-C8-C9
30	s	606	CHL	C11-C10-C8-C9
30	s	606	CHL	C11-C12-C13-C14
31	6	611	CLA	C11-C10-C8-C9
31	B	610	CLA	C11-C10-C8-C9
31	B	613	CLA	C14-C13-C15-C16
31	G	602	CLA	C6-C7-C8-C9
31	G	602	CLA	C14-C13-C15-C16
31	R	602	CLA	C11-C10-C8-C9
31	R	608	CLA	C11-C12-C13-C14
31	S	610	CLA	C11-C12-C13-C14
31	Y	615	CLA	C6-C7-C8-C9
31	b	606	CLA	C11-C10-C8-C9
31	b	610	CLA	C11-C10-C8-C9
31	b	613	CLA	C14-C13-C15-C16
31	c	509	CLA	C11-C10-C8-C9
31	g	602	CLA	C6-C7-C8-C9
31	r	609	CLA	C14-C13-C15-C16
31	r	613	CLA	C11-C12-C13-C14
31	s	610	CLA	C11-C10-C8-C9
31	s	610	CLA	C11-C12-C13-C14

Continued on next page...

Continued from previous page...

Mol	Chain	Res	Type	Atoms
31	y	602	CLA	C6-C7-C8-C9
32	Y	618	LHG	C25-C26-C27-C28
32	d	408	LHG	C30-C31-C32-C33
31	11	611	CLA	CBA-CGA-O2A-C1
31	14	610	CLA	CBA-CGA-O2A-C1
31	14	611	CLA	CBA-CGA-O2A-C1
31	16	613	CLA	CBA-CGA-O2A-C1
31	Y	615	CLA	CBA-CGA-O2A-C1
31	R	613	CLA	C10-C11-C12-C13
31	5	602	CLA	O1D-CGD-O2D-CED
30	2	608	CHL	C2A-CAA-CBA-CGA
30	S	608	CHL	C2A-CAA-CBA-CGA
30	14	609	CHL	C2C-C3C-CAC-CBC
41	w	501	LMG	C40-C41-C42-C43
32	14	615	LHG	C29-C30-C31-C32
46	w	502	DGD	C4B-C5B-C6B-C7B
32	Y	616	LHG	O1-C1-C2-C3
31	b	609	CLA	O1D-CGD-O2D-CED
32	d	408	LHG	C23-C24-C25-C26
31	C	508	CLA	O1D-CGD-O2D-CED
32	13	616	LHG	C1-C2-C3-O3
32	D	408	LHG	C1-C2-C3-O3
32	Y	616	LHG	C1-C2-C3-O3
30	n	606	CHL	C5-C6-C7-C8
31	3	603	CLA	C5-C6-C7-C8
31	B	606	CLA	C10-C11-C12-C13
31	C	510	CLA	C10-C11-C12-C13
31	Y	610	CLA	C13-C15-C16-C17
31	g	610	CLA	C5-C6-C7-C8
31	5	613	CLA	CBA-CGA-O2A-C1
31	c	514	CLA	CBA-CGA-O2A-C1
32	s	621	LHG	C25-C26-C27-C28
44	b	622	STE	C7-C8-C9-C10
31	C	507	CLA	C13-C15-C16-C17
31	N	613	CLA	C4C-C3C-CAC-CBC
32	a	413	LHG	C32-C33-C34-C35
46	C	519	DGD	O6D-C5D-C6D-O5D
46	c	519	DGD	O6D-C5D-C6D-O5D
31	b	607	CLA	CBD-CGD-O2D-CED
32	D	408	LHG	C26-C27-C28-C29
31	3	604	CLA	C16-C17-C18-C20
31	4	613	CLA	C5-C6-C7-C8

Continued on next page...

Continued from previous page...

Mol	Chain	Res	Type	Atoms
32	C	521	LHG	O6-C4-C5-C6
32	R	621	LHG	O6-C4-C5-C6
32	c	521	LHG	O6-C4-C5-C6
32	y	617	LHG	O6-C4-C5-C6
36	B	620	3PH	O11-C1-C2-C3
30	2	607	CHL	O1D-CGD-O2D-CED
31	R	602	CLA	C2C-C3C-CAC-CBC
32	14	615	LHG	C27-C28-C29-C30
31	b	607	CLA	CBA-CGA-O2A-C1
31	r	602	CLA	CBA-CGA-O2A-C1
30	6	605	CHL	C15-C16-C17-C18
31	b	606	CLA	C10-C11-C12-C13
31	c	510	CLA	C10-C11-C12-C13
30	y	607	CHL	O1D-CGD-O2D-CED
31	Y	613	CLA	C1-C2-C3-C5
31	d	402	CLA	C1-C2-C3-C5
31	y	613	CLA	C1-C2-C3-C5
31	r	610	CLA	C4-C3-C5-C6
42	d	407	PL9	C15-C14-C16-C17
31	13	604	CLA	C2-C3-C5-C6
31	R	608	CLA	C2-C3-C5-C6
31	c	507	CLA	C2-C3-C5-C6
38	a	406	PHO	C2-C3-C5-C6
42	D	407	PL9	C13-C14-C16-C17
32	g	615	LHG	C7-C8-C9-C10
31	n	602	CLA	C4C-C3C-CAC-CBC
32	R	619	LHG	C11-C12-C13-C14
31	r	614	CLA	O1D-CGD-O2D-CED
32	13	616	LHG	O2-C2-C3-O3
32	d	408	LHG	O2-C2-C3-O3
30	15	608	CHL	O1A-CGA-O2A-C1
32	D	408	LHG	C30-C31-C32-C33
32	N	616	LHG	C32-C33-C34-C35
31	N	604	CLA	C3-C5-C6-C7
36	7	201	3PH	C2A-C2B-C2C-C2D
46	W	501	DGD	C4B-C5B-C6B-C7B
30	y	609	CHL	C5-C6-C7-C8
31	C	509	CLA	C5-C6-C7-C8
30	n	607	CHL	CBA-CGA-O2A-C1
31	6	615	CLA	CBA-CGA-O2A-C1
31	11	610	CLA	CBA-CGA-O2A-C1
31	16	602	CLA	CBA-CGA-O2A-C1

Continued on next page...

Continued from previous page...

Mol	Chain	Res	Type	Atoms
31	b	606	CLA	CBA-CGA-O2A-C1
31	g	613	CLA	CBA-CGA-O2A-C1
31	r	601	CLA	CBA-CGA-O2A-C1
32	Y	618	LHG	C24-C23-O8-C6
32	14	615	LHG	C23-C24-C25-C26
31	Y	612	CLA	C2C-C3C-CAC-CBC
32	6	617	LHG	C17-C18-C19-C20
32	A	413	LHG	C24-C25-C26-C27
32	d	409	LHG	C29-C30-C31-C32
32	g	615	LHG	C31-C32-C33-C34
36	T	101	3PH	C35-C36-C37-C38
41	B	622	LMG	C14-C15-C16-C17
41	c	520	LMG	C32-C33-C34-C35
32	Y	618	LHG	C5-C4-O6-P
32	Y	617	LHG	C5-C4-O6-P
32	d	413	LHG	C2-C3-O3-P
31	c	508	CLA	O1D-CGD-O2D-CED
30	1	605	CHL	C3A-C2A-CAA-CBA
30	1	608	CHL	C3A-C2A-CAA-CBA
30	4	605	CHL	C3A-C2A-CAA-CBA
30	12	605	CHL	C3A-C2A-CAA-CBA
30	14	606	CHL	C3A-C2A-CAA-CBA
30	14	608	CHL	C3A-C2A-CAA-CBA
30	R	607	CHL	C3A-C2A-CAA-CBA
30	n	601	CHL	C3A-C2A-CAA-CBA
30	r	607	CHL	C3A-C2A-CAA-CBA
31	6	615	CLA	C3A-C2A-CAA-CBA
31	11	614	CLA	C3A-C2A-CAA-CBA
31	13	611	CLA	C3A-C2A-CAA-CBA
31	16	611	CLA	C3A-C2A-CAA-CBA
31	B	605	CLA	C3A-C2A-CAA-CBA
31	C	510	CLA	C3A-C2A-CAA-CBA
31	S	615	CLA	C3A-C2A-CAA-CBA
31	c	510	CLA	C3A-C2A-CAA-CBA
31	c	512	CLA	C3A-C2A-CAA-CBA
31	g	604	CLA	C3A-C2A-CAA-CBA
30	n	609	CHL	C5-C6-C7-C8
31	C	512	CLA	O1D-CGD-O2D-CED
32	Y	617	LHG	C24-C25-C26-C27
32	a	413	LHG	C25-C26-C27-C28
32	14	615	LHG	C30-C31-C32-C33
32	A	413	LHG	C32-C33-C34-C35

Continued on next page...

Continued from previous page...

Mol	Chain	Res	Type	Atoms
32	N	616	LHG	C29-C30-C31-C32
31	d	405	CLA	C16-C17-C18-C19
30	16	607	CHL	CBA-CGA-O2A-C1
31	G	613	CLA	CBA-CGA-O2A-C1
31	r	610	CLA	CBA-CGA-O2A-C1
32	l	102	LHG	C9-C10-C11-C12
31	n	611	CLA	C10-C11-C12-C13
32	3	617	LHG	C4-C5-C6-O8
32	A	414	LHG	C4-C5-C6-O8
32	D	412	LHG	C4-C5-C6-O8
32	Y	618	LHG	C4-C5-C6-O8
32	d	413	LHG	C4-C5-C6-O8
36	T	101	3PH	C1-C2-C3-O31
40	L	101	SQD	O6-C44-C45-C46
41	B	621	LMG	O1-C7-C8-C9
41	D	414	LMG	C7-C8-C9-O8
41	b	620	LMG	O1-C7-C8-C9
41	b	621	LMG	C7-C8-C9-O8
41	d	410	LMG	O1-C7-C8-C9
41	d	415	LMG	C7-C8-C9-O8
41	w	501	LMG	O1-C7-C8-C9
46	c	517	DGD	C1G-C2G-C3G-O3G
46	w	502	DGD	O1G-C1G-C2G-C3G
32	6	617	LHG	C24-C25-C26-C27
31	16	613	CLA	O1A-CGA-O2A-C1
32	D	412	LHG	C13-C14-C15-C16
32	Y	616	LHG	C28-C29-C30-C31
31	3	604	CLA	O2A-C1-C2-C3
31	6	604	CLA	O2A-C1-C2-C3
31	S	614	CLA	O2A-C1-C2-C3
31	Y	615	CLA	O2A-C1-C2-C3
31	s	614	CLA	O2A-C1-C2-C3
31	B	601	CLA	C5-C6-C7-C8
30	1	606	CHL	CAA-CBA-CGA-O2A
30	11	609	CHL	C2C-C3C-CAC-CBC
32	d	408	LHG	C12-C13-C14-C15
31	n	604	CLA	C3-C5-C6-C7
31	y	612	CLA	C2C-C3C-CAC-CBC
32	N	616	LHG	C9-C10-C11-C12
30	Y	609	CHL	C5-C6-C7-C8
31	15	602	CLA	C5-C6-C7-C8
31	B	609	CLA	C13-C15-C16-C17

Continued on next page...

Continued from previous page...

Mol	Chain	Res	Type	Atoms
31	B	611	CLA	C10-C11-C12-C13
31	R	613	CLA	C8-C10-C11-C12
30	16	605	CHL	C4-C3-C5-C6
31	G	613	CLA	C4-C3-C5-C6
31	d	404	CLA	C16-C17-C18-C20
31	16	610	CLA	C2-C3-C5-C6
30	g	607	CHL	O1D-CGD-O2D-CED
32	A	413	LHG	C25-C26-C27-C28
32	d	408	LHG	C26-C27-C28-C29
31	b	609	CLA	C13-C15-C16-C17
30	1	607	CHL	C3C-C2C-CMC-OMC
30	2	606	CHL	C3C-C2C-CMC-OMC
30	3	607	CHL	C3C-C2C-CMC-OMC
30	6	607	CHL	C3C-C2C-CMC-OMC
30	11	608	CHL	C3C-C2C-CMC-OMC
30	11	609	CHL	C3C-C2C-CMC-OMC
30	14	605	CHL	C3C-C2C-CMC-OMC
30	14	607	CHL	C3C-C2C-CMC-OMC
30	14	609	CHL	C3C-C2C-CMC-OMC
30	G	605	CHL	C3C-C2C-CMC-OMC
30	G	606	CHL	C3C-C2C-CMC-OMC
30	N	601	CHL	C3C-C2C-CMC-OMC
30	R	605	CHL	C3C-C2C-CMC-OMC
30	S	606	CHL	C3C-C2C-CMC-OMC
30	Y	606	CHL	C3C-C2C-CMC-OMC
30	g	605	CHL	C3C-C2C-CMC-OMC
30	r	605	CHL	C3C-C2C-CMC-OMC
30	s	601	CHL	C3C-C2C-CMC-OMC
30	s	606	CHL	C3C-C2C-CMC-OMC
30	y	606	CHL	C3C-C2C-CMC-OMC
30	y	608	CHL	C3C-C2C-CMC-OMC
32	A	414	LHG	C4-O6-P-O3
32	A	415	LHG	C3-O3-P-O6
32	n	616	LHG	C3-O3-P-O6
32	r	621	LHG	C4-O6-P-O3
43	C	523	LNL	C12-C13-C14-C15
43	H	101	LNL	C10-C11-C12-C13
43	I	101	LNL	C9-C10-C11-C12
43	R	620	LNL	C9-C10-C11-C12
43	R	620	LNL	C10-C11-C12-C13
43	R	620	LNL	C13-C14-C15-C16
43	W	502	LNL	C9-C10-C11-C12

Continued on next page...

Continued from previous page...

Mol	Chain	Res	Type	Atoms
43	W	502	LNL	C10-C11-C12-C13
43	W	502	LNL	C12-C13-C14-C15
43	W	503	LNL	C12-C13-C14-C15
43	X	201	LNL	C10-C11-C12-C13
43	X	201	LNL	C12-C13-C14-C15
43	X	201	LNL	C13-C14-C15-C16
43	Y	620	LNL	C10-C11-C12-C13
43	a	412	LNL	C12-C13-C14-C15
43	c	523	LNL	C12-C13-C14-C15
43	h	101	LNL	C10-C11-C12-C13
43	i	101	LNL	C9-C10-C11-C12
43	r	620	LNL	C12-C13-C14-C15
43	w	503	LNL	C9-C10-C11-C12
43	w	503	LNL	C10-C11-C12-C13
43	w	503	LNL	C12-C13-C14-C15
43	x	201	LNL	C10-C11-C12-C13
43	y	619	LNL	C9-C10-C11-C12
43	y	619	LNL	C13-C14-C15-C16
43	y	620	LNL	C12-C13-C14-C15
43	y	620	LNL	C13-C14-C15-C16
43	y	621	LNL	C12-C13-C14-C15
36	B	620	3PH	C21-C22-C23-C24
31	b	610	CLA	O1D-CGD-O2D-CED
31	15	612	CLA	C2A-CAA-CBA-CGA
32	D	409	LHG	O1-C1-C2-O2
32	s	621	LHG	O1-C1-C2-O2
32	s	617	LHG	O1-C1-C2-O2
32	A	414	LHG	C9-C10-C11-C12
32	A	414	LHG	C32-C33-C34-C35
32	a	413	LHG	C9-C10-C11-C12
40	L	101	SQD	C30-C31-C32-C33
44	b	622	STE	C5-C6-C7-C8
32	c	521	LHG	O6-C4-C5-O7
32	y	618	LHG	O6-C4-C5-O7
32	y	617	LHG	O6-C4-C5-O7
31	C	514	CLA	CBA-CGA-O2A-C1
31	s	614	CLA	CBA-CGA-O2A-C1
32	4	615	LHG	C12-C13-C14-C15
32	a	411	LHG	C11-C12-C13-C14
32	l	102	LHG	C29-C30-C31-C32
32	y	616	LHG	C18-C19-C20-C21
43	x	201	LNL	C4-C5-C6-C7

Continued on next page...

Continued from previous page...

Mol	Chain	Res	Type	Atoms
31	16	602	CLA	O1A-CGA-O2A-C1
31	G	603	CLA	O1A-CGA-O2A-C1
31	a	407	CLA	O1A-CGA-O2A-C1
32	R	621	LHG	O10-C23-O8-C6
30	R	606	CHL	C16-C17-C18-C20
31	S	602	CLA	C16-C17-C18-C19
31	c	507	CLA	C16-C17-C18-C20
31	n	611	CLA	C11-C12-C13-C15
31	s	604	CLA	CAA-CBA-CGA-O2A
32	G	615	LHG	C31-C32-C33-C34
30	4	609	CHL	O1A-CGA-O2A-C1
31	3	612	CLA	O1A-CGA-O2A-C1
32	g	615	LHG	O10-C23-O8-C6
32	13	616	LHG	C33-C34-C35-C36
32	C	521	LHG	O7-C5-C6-O8
32	D	412	LHG	O7-C5-C6-O8
36	b	623	3PH	O21-C2-C3-O31
40	d	412	SQD	O6-C44-C45-O47
41	B	621	LMG	O1-C7-C8-O7
41	D	414	LMG	O7-C8-C9-O8
41	K	102	LMG	O1-C7-C8-O7
41	b	620	LMG	O1-C7-C8-O7
41	d	415	LMG	O7-C8-C9-O8
41	v	101	LMG	O1-C7-C8-O7
46	C	517	DGD	O2G-C2G-C3G-O3G
46	C	519	DGD	O1G-C1G-C2G-O2G
46	c	517	DGD	O2G-C2G-C3G-O3G
46	c	519	DGD	O1G-C1G-C2G-O2G
30	R	606	CHL	C10-C11-C12-C13
30	12	608	CHL	O1D-CGD-O2D-CED
32	A	415	LHG	C14-C15-C16-C17
33	15	614	LUT	C9-C10-C11-C12
32	S	617	LHG	C8-C7-O7-C5
30	13	609	CHL	C11-C12-C13-C15
31	c	505	CLA	C6-C7-C8-C10
31	c	511	CLA	C16-C17-C18-C20
31	d	404	CLA	C16-C17-C18-C19
31	b	607	CLA	C5-C6-C7-C8
32	r	619	LHG	C26-C27-C28-C29
41	B	621	LMG	C13-C14-C15-C16
30	3	607	CHL	C2-C1-O2A-CGA
30	4	607	CHL	C2-C1-O2A-CGA

Continued on next page...

Continued from previous page...

Mol	Chain	Res	Type	Atoms
30	11	609	CHL	C2-C1-O2A-CGA
30	12	606	CHL	C2-C1-O2A-CGA
30	13	607	CHL	C2-C1-O2A-CGA
30	14	601	CHL	C2-C1-O2A-CGA
30	14	609	CHL	C2-C1-O2A-CGA
30	16	607	CHL	C2-C1-O2A-CGA
30	N	608	CHL	C2-C1-O2A-CGA
30	Y	607	CHL	C2-C1-O2A-CGA
31	3	611	CLA	C2-C1-O2A-CGA
31	11	613	CLA	C2-C1-O2A-CGA
31	14	613	CLA	C2-C1-O2A-CGA
31	Y	615	CLA	C2-C1-O2A-CGA
31	b	612	CLA	C2-C1-O2A-CGA
31	r	601	CLA	C2-C1-O2A-CGA
30	16	605	CHL	C2-C3-C5-C6
42	d	407	PL9	C13-C14-C16-C17
31	c	504	CLA	C8-C10-C11-C12
41	A	409	LMG	C28-C29-C30-C31
30	6	609	CHL	C14-C13-C15-C16
30	N	605	CHL	C11-C10-C8-C9
30	Y	607	CHL	C11-C10-C8-C9
30	g	601	CHL	C11-C12-C13-C14
30	n	607	CHL	C11-C10-C8-C9
31	4	610	CLA	C11-C10-C8-C9
31	14	602	CLA	C11-C10-C8-C9
31	14	610	CLA	C11-C12-C13-C14
31	A	402	CLA	C11-C10-C8-C9
31	B	606	CLA	C11-C10-C8-C9
31	B	609	CLA	C6-C7-C8-C9
31	B	616	CLA	C6-C7-C8-C9
31	C	502	CLA	C11-C10-C8-C9
31	C	510	CLA	C11-C10-C8-C9
31	C	514	CLA	C6-C7-C8-C9
31	C	514	CLA	C11-C12-C13-C14
31	G	613	CLA	C6-C7-C8-C9
31	N	602	CLA	C6-C7-C8-C9
31	Y	602	CLA	C6-C7-C8-C9
31	a	403	CLA	C11-C10-C8-C9
31	b	608	CLA	C11-C12-C13-C14
31	b	609	CLA	C6-C7-C8-C9
31	b	614	CLA	C14-C13-C15-C16
31	b	616	CLA	C6-C7-C8-C9

Continued on next page...

Continued from previous page...

Mol	Chain	Res	Type	Atoms
31	c	504	CLA	C11-C10-C8-C9
31	c	507	CLA	C11-C12-C13-C14
31	c	507	CLA	C14-C13-C15-C16
31	c	510	CLA	C11-C10-C8-C9
31	g	602	CLA	C14-C13-C15-C16
31	n	602	CLA	C14-C13-C15-C16
31	s	610	CLA	C6-C7-C8-C9
31	s	609	CLA	C4C-C3C-CAC-CBC
32	S	621	LHG	C9-C10-C11-C12
32	s	617	LHG	C30-C31-C32-C33
40	d	412	SQD	C9-C10-C11-C12
30	16	607	CHL	C5-C6-C7-C8
31	C	512	CLA	C8-C10-C11-C12
30	G	608	CHL	C4-C3-C5-C6
30	g	608	CHL	C4-C3-C5-C6
32	C	521	LHG	C5-C4-O6-P
32	D	412	LHG	C2-C3-O3-P
32	S	621	LHG	C5-C4-O6-P
32	c	521	LHG	C5-C4-O6-P
32	n	616	LHG	C5-C4-O6-P
32	s	621	LHG	C5-C4-O6-P
32	y	616	LHG	C5-C4-O6-P
38	D	402	PHO	C1A-C2A-CAA-CBA
31	3	611	CLA	O1A-CGA-O2A-C1
32	D	409	LHG	C28-C29-C30-C31
30	3	605	CHL	C2A-CAA-CBA-CGA
30	13	601	CHL	C2A-CAA-CBA-CGA
31	B	616	CLA	C2A-CAA-CBA-CGA
31	s	610	CLA	C2A-CAA-CBA-CGA
30	1	609	CHL	C6-C7-C8-C10
31	A	403	CLA	C16-C17-C18-C20
31	C	507	CLA	C16-C17-C18-C20
31	C	509	CLA	C11-C12-C13-C15
31	D	405	CLA	C16-C17-C18-C19
31	S	614	CLA	C16-C17-C18-C19
31	Y	613	CLA	C16-C17-C18-C19
31	c	505	CLA	C6-C7-C8-C9
31	c	507	CLA	C16-C17-C18-C19
31	c	509	CLA	C11-C12-C13-C15
31	d	405	CLA	C16-C17-C18-C20
31	y	613	CLA	C16-C17-C18-C19
32	3	616	LHG	C7-C8-C9-C10

Continued on next page...

Continued from previous page...

Mol	Chain	Res	Type	Atoms
30	16	609	CHL	C3-C5-C6-C7
33	12	614	LUT	C5-C6-C7-C8
33	Y	621	LUT	C1-C6-C7-C8
33	Y	621	LUT	C5-C6-C7-C8
33	y	622	LUT	C1-C6-C7-C8
33	y	622	LUT	C5-C6-C7-C8
39	H	103	BCR	C23-C24-C25-C26
39	c	516	BCR	C1-C6-C7-C8
39	c	516	BCR	C5-C6-C7-C8
39	h	102	BCR	C1-C6-C7-C8
39	h	102	BCR	C5-C6-C7-C8
30	N	606	CHL	C10-C11-C12-C13
31	12	602	CLA	C8-C10-C11-C12
31	C	510	CLA	C5-C6-C7-C8
30	N	601	CHL	CAA-CBA-CGA-O2A
39	D	406	BCR	C7-C8-C9-C10
39	d	406	BCR	C7-C8-C9-C10
31	4	610	CLA	C5-C6-C7-C8
31	c	510	CLA	C5-C6-C7-C8
31	d	404	CLA	C5-C6-C7-C8
31	r	610	CLA	C5-C6-C7-C8
41	J	102	LMG	C11-C12-C13-C14
30	13	607	CHL	C10-C11-C12-C13
41	j	102	LMG	C11-C12-C13-C14
31	11	602	CLA	C11-C12-C13-C15
31	14	603	CLA	C6-C7-C8-C9
31	b	611	CLA	C16-C17-C18-C20
31	b	615	CLA	C16-C17-C18-C19
31	c	511	CLA	C16-C17-C18-C19
31	d	402	CLA	C16-C17-C18-C20
30	Y	607	CHL	O1D-CGD-O2D-CED
32	Y	617	LHG	C25-C26-C27-C28
43	Y	620	LNL	C15-C16-C17-C18
43	a	412	LNL	C15-C16-C17-C18
43	r	620	LNL	C15-C16-C17-C18
30	N	609	CHL	C13-C15-C16-C17
31	B	608	CLA	C5-C6-C7-C8
32	3	616	LHG	C27-C28-C29-C30
32	r	621	LHG	C10-C11-C12-C13
30	N	607	CHL	O1D-CGD-O2D-CED
31	n	602	CLA	O1D-CGD-O2D-CED
44	b	622	STE	C14-C15-C16-C17

Continued on next page...

Continued from previous page...

Mol	Chain	Res	Type	Atoms
32	A	411	LHG	O6-C4-C5-C6
32	R	618	LHG	O6-C4-C5-C6
32	g	615	LHG	O6-C4-C5-C6
32	s	617	LHG	O6-C4-C5-C6
32	y	618	LHG	O6-C4-C5-C6
42	d	407	PL9	C30-C29-C31-C32
31	B	610	CLA	O1D-CGD-O2D-CED
30	3	601	CHL	C6-C7-C8-C10
30	3	607	CHL	C11-C12-C13-C15
30	13	609	CHL	C6-C7-C8-C10
30	14	601	CHL	C12-C13-C15-C16
30	G	609	CHL	C6-C7-C8-C10
30	N	605	CHL	C11-C10-C8-C7
30	Y	609	CHL	C11-C10-C8-C7
30	r	606	CHL	C11-C10-C8-C7
31	4	610	CLA	C11-C10-C8-C7
31	4	610	CLA	C11-C12-C13-C15
31	6	611	CLA	C12-C13-C15-C16
31	13	602	CLA	C6-C7-C8-C10
31	14	602	CLA	C11-C10-C8-C7
31	A	404	CLA	C12-C13-C15-C16
31	B	606	CLA	C11-C10-C8-C7
31	B	608	CLA	C11-C10-C8-C7
31	B	610	CLA	C11-C10-C8-C7
31	B	612	CLA	C11-C10-C8-C7
31	B	615	CLA	C11-C10-C8-C7
31	B	616	CLA	C6-C7-C8-C10
31	B	616	CLA	C11-C10-C8-C7
31	C	508	CLA	C12-C13-C15-C16
31	G	613	CLA	C11-C10-C8-C7
31	R	602	CLA	C11-C10-C8-C7
31	S	610	CLA	C11-C12-C13-C15
31	a	404	CLA	C11-C10-C8-C7
31	b	606	CLA	C11-C10-C8-C7
31	b	610	CLA	C11-C10-C8-C7
31	b	612	CLA	C11-C10-C8-C7
31	b	612	CLA	C11-C12-C13-C15
31	b	615	CLA	C11-C10-C8-C7
31	b	616	CLA	C11-C10-C8-C7
31	c	502	CLA	C11-C12-C13-C15
31	c	508	CLA	C11-C10-C8-C7
31	d	405	CLA	C12-C13-C15-C16

Continued on next page...

Continued from previous page...

Mol	Chain	Res	Type	Atoms
31	g	602	CLA	C6-C7-C8-C10
31	r	603	CLA	C11-C10-C8-C7
31	s	610	CLA	C11-C12-C13-C15
31	y	602	CLA	C6-C7-C8-C10
31	y	612	CLA	C6-C7-C8-C10
38	A	405	PHO	C11-C10-C8-C7
38	a	405	PHO	C11-C10-C8-C7
31	n	602	CLA	O1A-CGA-O2A-C1
30	13	605	CHL	C1-C2-C3-C4
31	4	610	CLA	C1-C2-C3-C4
31	D	405	CLA	C1-C2-C3-C4
31	N	613	CLA	C1-C2-C3-C4
31	d	405	CLA	C1-C2-C3-C4
31	n	603	CLA	C1-C2-C3-C4
31	r	614	CLA	C1-C2-C3-C4
30	y	605	CHL	C5-C6-C7-C8
31	a	404	CLA	C5-C6-C7-C8
33	12	614	LUT	C9-C10-C11-C12
30	Y	605	CHL	CBD-CGD-O2D-CED
31	B	615	CLA	C16-C17-C18-C19
31	b	601	CLA	C6-C7-C8-C10
31	b	604	CLA	C16-C17-C18-C20
31	A	404	CLA	C5-C6-C7-C8
31	R	614	CLA	C5-C6-C7-C8
31	r	602	CLA	C10-C11-C12-C13
31	B	601	CLA	C2A-CAA-CBA-CGA
31	N	604	CLA	C2A-CAA-CBA-CGA
31	R	612	CLA	C2A-CAA-CBA-CGA
31	n	604	CLA	C2A-CAA-CBA-CGA
31	c	502	CLA	C8-C10-C11-C12
32	r	618	LHG	C23-C24-C25-C26
30	1	609	CHL	C3-C5-C6-C7
31	C	514	CLA	C3-C5-C6-C7
32	A	413	LHG	C9-C10-C11-C12
30	R	606	CHL	C16-C17-C18-C19
31	B	611	CLA	C16-C17-C18-C20
31	b	601	CLA	C6-C7-C8-C9
31	6	612	CLA	CBA-CGA-O2A-C1
32	A	411	LHG	C24-C23-O8-C6
32	Y	617	LHG	C24-C23-O8-C6
31	y	615	CLA	C11-C10-C8-C7
31	15	603	CLA	C5-C6-C7-C8

Continued on next page...

Continued from previous page...

Mol	Chain	Res	Type	Atoms
31	R	603	CLA	C8-C10-C11-C12
31	b	611	CLA	C10-C11-C12-C13
30	2	601	CHL	CAD-CBD-CGD-O2D
30	2	606	CHL	CAD-CBD-CGD-O2D
30	2	608	CHL	CAD-CBD-CGD-O2D
30	2	607	CHL	CAD-CBD-CGD-O2D
30	3	601	CHL	CAD-CBD-CGD-O2D
30	3	605	CHL	CAD-CBD-CGD-O2D
30	5	606	CHL	CAD-CBD-CGD-O2D
30	5	607	CHL	CAD-CBD-CGD-O2D
30	6	601	CHL	CAD-CBD-CGD-O2D
30	6	606	CHL	CAD-CBD-CGD-O2D
30	12	605	CHL	CAD-CBD-CGD-O2D
30	13	605	CHL	CAD-CBD-CGD-O2D
30	14	608	CHL	CAD-CBD-CGD-O2D
30	15	605	CHL	CAD-CBD-CGD-O2D
30	G	608	CHL	CAD-CBD-CGD-O2D
30	N	605	CHL	CAD-CBD-CGD-O2D
30	S	601	CHL	CAD-CBD-CGD-O2D
30	S	608	CHL	CAD-CBD-CGD-O2D
30	Y	606	CHL	CAD-CBD-CGD-O2D
30	n	605	CHL	CAD-CBD-CGD-O2D
30	n	608	CHL	CAD-CBD-CGD-O2D
30	s	601	CHL	CAD-CBD-CGD-O2D
30	s	608	CHL	CAD-CBD-CGD-O2D
31	1	602	CLA	CAD-CBD-CGD-O2D
31	1	614	CLA	CAD-CBD-CGD-O2D
31	2	611	CLA	CAD-CBD-CGD-O2D
31	4	614	CLA	CAD-CBD-CGD-O2D
31	12	602	CLA	CAD-CBD-CGD-O2D
31	15	602	CLA	CAD-CBD-CGD-O2D
31	15	603	CLA	CAD-CBD-CGD-O2D
31	16	614	CLA	CAD-CBD-CGD-O2D
31	B	604	CLA	CAD-CBD-CGD-O2D
31	B	610	CLA	CAD-CBD-CGD-O2D
31	C	510	CLA	CAD-CBD-CGD-O2D
31	R	604	CLA	CAD-CBD-CGD-O2D
31	R	609	CLA	CAD-CBD-CGD-O2D
31	R	614	CLA	CAD-CBD-CGD-O2D
31	S	609	CLA	CAD-CBD-CGD-O2D
31	S	612	CLA	CAD-CBD-CGD-O2D
31	Y	603	CLA	CAD-CBD-CGD-O2D

Continued on next page...

Continued from previous page...

Mol	Chain	Res	Type	Atoms
31	b	604	CLA	CAD-CBD-CGD-O2D
31	b	610	CLA	CAD-CBD-CGD-O2D
31	c	510	CLA	CAD-CBD-CGD-O2D
31	c	514	CLA	CAD-CBD-CGD-O2D
31	r	601	CLA	CAD-CBD-CGD-O2D
31	r	604	CLA	CAD-CBD-CGD-O2D
31	r	609	CLA	CAD-CBD-CGD-O2D
31	s	603	CLA	CAD-CBD-CGD-O2D
31	s	609	CLA	CAD-CBD-CGD-O2D
31	s	611	CLA	CAD-CBD-CGD-O2D
31	s	614	CLA	CAD-CBD-CGD-O2D
31	y	603	CLA	CAD-CBD-CGD-O2D
38	A	405	PHO	CAD-CBD-CGD-O2D
38	a	405	PHO	CAD-CBD-CGD-O2D
32	14	615	LHG	C26-C27-C28-C29
32	y	618	LHG	C10-C11-C12-C13
41	d	415	LMG	C17-C18-C19-C20
31	D	404	CLA	C5-C6-C7-C8
31	c	504	CLA	C10-C11-C12-C13
31	c	511	CLA	C13-C15-C16-C17
31	s	614	CLA	C13-C15-C16-C17
41	D	414	LMG	C17-C18-C19-C20
30	16	608	CHL	O1A-CGA-O2A-C1
31	Y	610	CLA	CBA-CGA-O2A-C1
32	y	617	LHG	C24-C23-O8-C6
31	12	603	CLA	C4-C3-C5-C6
31	b	614	CLA	C4-C3-C5-C6
31	B	606	CLA	C16-C17-C18-C19
40	D	411	SQD	C9-C10-C11-C12
46	C	518	DGD	O6E-C1E-O5D-C6D
46	c	518	DGD	O6E-C1E-O5D-C6D
31	c	512	CLA	C8-C10-C11-C12
31	16	611	CLA	C2-C3-C5-C6
32	6	617	LHG	C5-C4-O6-P
32	6	617	LHG	C4-C5-C6-O8
32	13	616	LHG	C5-C4-O6-P
32	Y	616	LHG	C4-C5-C6-O8
32	r	619	LHG	C5-C4-O6-P
32	y	616	LHG	C4-C5-C6-O8
32	y	617	LHG	C2-C3-O3-P
36	B	620	3PH	C1-C2-C3-O31
36	B	624	3PH	C1-C2-C3-O31

Continued on next page...

Continued from previous page...

Mol	Chain	Res	Type	Atoms
40	d	412	SQD	O6-C44-C45-C46
41	A	409	LMG	O1-C7-C8-C9
41	C	520	LMG	O1-C7-C8-C9
41	K	102	LMG	O1-C7-C8-C9
41	v	101	LMG	O1-C7-C8-C9
46	C	517	DGD	C1G-C2G-C3G-O3G
46	C	519	DGD	O1G-C1G-C2G-C3G
46	c	519	DGD	O1G-C1G-C2G-C3G
31	13	613	CLA	O1A-CGA-O2A-C1
32	A	411	LHG	O6-C4-C5-O7
32	C	521	LHG	O6-C4-C5-O7
32	a	411	LHG	O6-C4-C5-O7
36	B	620	3PH	O11-C1-C2-O21
32	R	621	LHG	O7-C7-C8-C9
31	5	610	CLA	CBA-CGA-O2A-C1
30	5	608	CHL	C2A-CAA-CBA-CGA
31	n	611	CLA	C2A-CAA-CBA-CGA
41	D	414	LMG	C34-C35-C36-C37
30	11	609	CHL	C6-C7-C8-C9
31	B	610	CLA	C16-C17-C18-C20
31	b	610	CLA	C16-C17-C18-C20
41	v	101	LMG	C32-C33-C34-C35
31	A	406	CLA	O1D-CGD-O2D-CED
32	d	408	LHG	C1-C2-C3-O3
32	S	617	LHG	O9-C7-O7-C5
30	2	605	CHL	CHA-CBD-CGD-O1D
30	5	605	CHL	CHA-CBD-CGD-O1D
30	11	607	CHL	CHA-CBD-CGD-O2D
30	11	609	CHL	CHA-CBD-CGD-O1D
30	12	606	CHL	CHA-CBD-CGD-O2D
30	14	601	CHL	CHA-CBD-CGD-O2D
30	16	607	CHL	CHA-CBD-CGD-O2D
30	G	601	CHL	CHA-CBD-CGD-O1D
30	g	601	CHL	CHA-CBD-CGD-O1D
30	y	601	CHL	CHA-CBD-CGD-O1D
31	2	604	CLA	CHA-CBD-CGD-O1D
31	3	602	CLA	CHA-CBD-CGD-O1D
31	3	604	CLA	CHA-CBD-CGD-O2D
31	3	614	CLA	CHA-CBD-CGD-O2D
31	4	602	CLA	CHA-CBD-CGD-O2D
31	4	604	CLA	CHA-CBD-CGD-O2D
31	4	611	CLA	CHA-CBD-CGD-O2D

Continued on next page...

Continued from previous page...

Mol	Chain	Res	Type	Atoms
31	5	602	CLA	CHA-CBD-CGD-O2D
31	5	604	CLA	CHA-CBD-CGD-O1D
31	6	602	CLA	CHA-CBD-CGD-O1D
31	6	614	CLA	CHA-CBD-CGD-O2D
31	11	603	CLA	CHA-CBD-CGD-O1D
31	11	604	CLA	CHA-CBD-CGD-O1D
31	13	602	CLA	CHA-CBD-CGD-O1D
31	13	604	CLA	CHA-CBD-CGD-O1D
31	13	614	CLA	CHA-CBD-CGD-O1D
31	14	604	CLA	CHA-CBD-CGD-O1D
31	16	602	CLA	CHA-CBD-CGD-O2D
31	16	603	CLA	CHA-CBD-CGD-O1D
31	B	601	CLA	CHA-CBD-CGD-O2D
31	B	605	CLA	CHA-CBD-CGD-O1D
31	B	606	CLA	CHA-CBD-CGD-O1D
31	B	606	CLA	CHA-CBD-CGD-O2D
31	B	607	CLA	CHA-CBD-CGD-O1D
31	B	610	CLA	CHA-CBD-CGD-O1D
31	B	612	CLA	CHA-CBD-CGD-O1D
31	B	612	CLA	CHA-CBD-CGD-O2D
31	B	616	CLA	CHA-CBD-CGD-O2D
31	C	503	CLA	CHA-CBD-CGD-O1D
31	C	505	CLA	CHA-CBD-CGD-O1D
31	C	507	CLA	CHA-CBD-CGD-O1D
31	C	508	CLA	CHA-CBD-CGD-O2D
31	C	512	CLA	CHA-CBD-CGD-O2D
31	C	513	CLA	CHA-CBD-CGD-O1D
31	G	602	CLA	CHA-CBD-CGD-O2D
31	G	603	CLA	CHA-CBD-CGD-O1D
31	G	603	CLA	CHA-CBD-CGD-O2D
31	N	612	CLA	CHA-CBD-CGD-O1D
31	R	612	CLA	CHA-CBD-CGD-O1D
31	R	613	CLA	CHA-CBD-CGD-O1D
31	S	603	CLA	CHA-CBD-CGD-O1D
31	S	611	CLA	CHA-CBD-CGD-O1D
31	S	612	CLA	CHA-CBD-CGD-O1D
31	Y	602	CLA	CHA-CBD-CGD-O2D
31	Y	604	CLA	CHA-CBD-CGD-O1D
31	b	601	CLA	CHA-CBD-CGD-O2D
31	b	606	CLA	CHA-CBD-CGD-O2D
31	b	607	CLA	CHA-CBD-CGD-O1D
31	b	610	CLA	CHA-CBD-CGD-O1D

Continued on next page...

Continued from previous page...

Mol	Chain	Res	Type	Atoms
31	b	612	CLA	CHA-CBD-CGD-O1D
31	b	612	CLA	CHA-CBD-CGD-O2D
31	c	503	CLA	CHA-CBD-CGD-O1D
31	c	505	CLA	CHA-CBD-CGD-O1D
31	c	507	CLA	CHA-CBD-CGD-O1D
31	c	508	CLA	CHA-CBD-CGD-O2D
31	c	513	CLA	CHA-CBD-CGD-O1D
31	g	602	CLA	CHA-CBD-CGD-O2D
31	g	603	CLA	CHA-CBD-CGD-O1D
31	g	603	CLA	CHA-CBD-CGD-O2D
31	g	604	CLA	CHA-CBD-CGD-O1D
31	n	604	CLA	CHA-CBD-CGD-O1D
31	n	614	CLA	CHA-CBD-CGD-O1D
31	r	601	CLA	CHA-CBD-CGD-O1D
31	r	612	CLA	CHA-CBD-CGD-O2D
31	s	603	CLA	CHA-CBD-CGD-O1D
31	s	604	CLA	CHA-CBD-CGD-O2D
31	s	612	CLA	CHA-CBD-CGD-O1D
31	y	602	CLA	CHA-CBD-CGD-O2D
31	y	604	CLA	CHA-CBD-CGD-O1D
30	G	609	CHL	C15-C16-C17-C18
30	13	607	CHL	C3-C5-C6-C7
31	g	613	CLA	C3-C5-C6-C7
31	y	615	CLA	C3-C5-C6-C7
30	6	609	CHL	CBD-CGD-O2D-CED
30	12	607	CHL	O1A-CGA-O2A-C1
31	2	613	CLA	O1A-CGA-O2A-C1
31	12	603	CLA	O1A-CGA-O2A-C1
31	A	406	CLA	O1A-CGA-O2A-C1
31	g	603	CLA	O1A-CGA-O2A-C1
31	a	407	CLA	O1D-CGD-O2D-CED
32	a	413	LHG	C24-C25-C26-C27
32	A	414	LHG	O7-C5-C6-O8
32	c	521	LHG	O7-C5-C6-O8
32	d	413	LHG	O7-C5-C6-O8
40	L	101	SQD	O6-C44-C45-O47
40	l	101	SQD	O6-C44-C45-O47
41	S	616	LMG	O1-C7-C8-O7
41	d	410	LMG	O1-C7-C8-O7
41	s	616	LMG	O1-C7-C8-O7
41	w	501	LMG	O1-C7-C8-O7
31	y	614	CLA	CBA-CGA-O2A-C1

Continued on next page...

Continued from previous page...

Mol	Chain	Res	Type	Atoms
31	y	602	CLA	C1-C2-C3-C5
32	6	616	LHG	C27-C28-C29-C30
30	13	608	CHL	O1A-CGA-O2A-C1
30	Y	606	CHL	O1A-CGA-O2A-C1
32	Y	618	LHG	O10-C23-O8-C6
32	s	617	LHG	C11-C12-C13-C14
40	D	413	SQD	C25-C26-C27-C28
41	d	415	LMG	C34-C35-C36-C37
32	S	617	LHG	O1-C1-C2-O2
32	d	409	LHG	O1-C1-C2-O2
32	r	618	LHG	O1-C1-C2-O2
31	1	602	CLA	O1D-CGD-O2D-CED
30	12	608	CHL	C4-C3-C5-C6
42	D	407	PL9	C30-C29-C31-C32
32	R	621	LHG	C10-C11-C12-C13
32	r	619	LHG	C31-C32-C33-C34
30	15	607	CHL	O1A-CGA-O2A-C1
30	y	606	CHL	O1A-CGA-O2A-C1
31	13	604	CLA	O1A-CGA-O2A-C1
31	S	610	CLA	C2-C3-C5-C6
30	N	609	CHL	C5-C6-C7-C8
31	13	602	CLA	C15-C16-C17-C18
31	r	603	CLA	C15-C16-C17-C18
31	r	613	CLA	C13-C15-C16-C17
30	6	601	CHL	C11-C10-C8-C9
30	n	607	CHL	C14-C13-C15-C16
31	13	602	CLA	C6-C7-C8-C9
31	B	606	CLA	C6-C7-C8-C9
31	B	611	CLA	C11-C10-C8-C9
31	C	506	CLA	C11-C12-C13-C14
31	G	613	CLA	C11-C10-C8-C9
31	R	603	CLA	C11-C12-C13-C14
31	b	607	CLA	C14-C13-C15-C16
31	b	611	CLA	C11-C10-C8-C9
31	c	508	CLA	C14-C13-C15-C16
31	y	612	CLA	C6-C7-C8-C9
38	A	405	PHO	C11-C10-C8-C9
38	a	405	PHO	C11-C10-C8-C9
30	Y	605	CHL	O1A-CGA-O2A-C1
32	L	102	LHG	C9-C10-C11-C12
40	d	414	SQD	C25-C26-C27-C28
43	C	524	LNL	C4-C5-C6-C7

Continued on next page...

Continued from previous page...

Mol	Chain	Res	Type	Atoms
31	b	604	CLA	C5-C6-C7-C8
31	c	503	CLA	C15-C16-C17-C18
40	A	408	SQD	C5-C6-S-O8
40	a	409	SQD	C5-C6-S-O8
30	13	606	CHL	C3-C5-C6-C7
41	b	620	LMG	C13-C14-C15-C16
43	c	524	LNL	C4-C5-C6-C7
30	1	608	CHL	C2A-CAA-CBA-CGA
30	6	605	CHL	C2A-CAA-CBA-CGA
30	15	607	CHL	C2A-CAA-CBA-CGA
30	N	607	CHL	C2A-CAA-CBA-CGA
31	12	602	CLA	C2A-CAA-CBA-CGA
31	y	615	CLA	C11-C10-C8-C9
31	6	611	CLA	CAA-CBA-CGA-O2A
32	A	411	LHG	O10-C23-O8-C6
32	Y	617	LHG	O10-C23-O8-C6
31	3	604	CLA	CBA-CGA-O2A-C1
32	y	618	LHG	C29-C30-C31-C32
32	6	617	LHG	O1-C1-C2-C3
32	11	615	LHG	C32-C33-C34-C35
32	r	621	LHG	C9-C10-C11-C12
31	5	603	CLA	C3-C5-C6-C7
32	6	617	LHG	C28-C29-C30-C31
30	3	606	CHL	C1A-C2A-CAA-CBA
30	Y	601	CHL	C1A-C2A-CAA-CBA
30	r	607	CHL	C1A-C2A-CAA-CBA
30	y	601	CHL	C1A-C2A-CAA-CBA
31	11	614	CLA	C1A-C2A-CAA-CBA
31	N	614	CLA	C1A-C2A-CAA-CBA
31	R	610	CLA	C1A-C2A-CAA-CBA
31	b	611	CLA	C1A-C2A-CAA-CBA
41	J	102	LMG	C10-C11-C12-C13
30	N	606	CHL	C11-C12-C13-C14
31	4	602	CLA	C11-C12-C13-C15
31	N	611	CLA	C11-C12-C13-C15
31	b	606	CLA	C16-C17-C18-C20
31	r	609	CLA	C16-C17-C18-C20
31	y	602	CLA	C11-C12-C13-C14
32	Y	617	LHG	C32-C33-C34-C35
41	K	102	LMG	C30-C31-C32-C33
31	y	610	CLA	CBA-CGA-O2A-C1
32	N	616	LHG	C10-C11-C12-C13

Continued on next page...

Continued from previous page...

Mol	Chain	Res	Type	Atoms
30	G	607	CHL	O1D-CGD-O2D-CED
30	S	606	CHL	C10-C11-C12-C13
31	3	602	CLA	C8-C10-C11-C12
32	14	615	LHG	C4-O6-P-O3
32	Y	617	LHG	C3-O3-P-O6
32	a	414	LHG	C4-O6-P-O3
32	r	619	LHG	C3-O3-P-O6
32	y	616	LHG	C3-O3-P-O6
32	y	617	LHG	C3-O3-P-O6
32	A	411	LHG	C9-C10-C11-C12
31	b	616	CLA	O1D-CGD-O2D-CED
31	s	603	CLA	O1D-CGD-O2D-CED
30	n	609	CHL	C4-C3-C5-C6
31	3	611	CLA	C4-C3-C5-C6
31	r	602	CLA	C4-C3-C5-C6
31	12	604	CLA	CAA-CBA-CGA-O2A
32	4	615	LHG	C5-C4-O6-P
32	16	616	LHG	C5-C4-O6-P
32	C	521	LHG	C2-C3-O3-P
32	Y	616	LHG	C5-C4-O6-P
32	Y	617	LHG	C2-C3-O3-P
32	c	521	LHG	C2-C3-O3-P
32	r	621	LHG	C5-C4-O6-P
30	4	601	CHL	C2-C3-C5-C6
30	11	609	CHL	C2-C3-C5-C6
30	G	609	CHL	C2-C3-C5-C6
31	B	613	CLA	C2-C3-C5-C6
31	b	613	CLA	C2-C3-C5-C6
42	D	407	PL9	C12-C11-C9-C8
31	4	613	CLA	O1A-CGA-O2A-C1
31	13	611	CLA	O1A-CGA-O2A-C1
32	1	615	LHG	C4-O6-P-O5
32	3	616	LHG	C4-O6-P-O4
32	3	617	LHG	C4-O6-P-O4
32	3	617	LHG	C4-O6-P-O5
32	6	617	LHG	C4-O6-P-O5
32	A	413	LHG	C3-O3-P-O5
32	A	415	LHG	C3-O3-P-O5
32	D	412	LHG	C3-O3-P-O4
32	L	102	LHG	C4-O6-P-O4
32	R	618	LHG	C3-O3-P-O4
32	Y	616	LHG	C4-O6-P-O4

Continued on next page...

Continued from previous page...

Mol	Chain	Res	Type	Atoms
32	a	401	LHG	C4-O6-P-O5
32	d	413	LHG	C3-O3-P-O4
32	l	102	LHG	C4-O6-P-O4
32	n	616	LHG	C3-O3-P-O4
32	y	616	LHG	C3-O3-P-O4
30	13	607	CHL	C11-C12-C13-C15
31	B	601	CLA	C6-C7-C8-C9
31	R	610	CLA	C11-C12-C13-C14
31	d	402	CLA	C16-C17-C18-C19
31	s	609	CLA	C6-C7-C8-C9
41	j	102	LMG	C10-C11-C12-C13
31	y	614	CLA	O2A-C1-C2-C3
30	g	609	CHL	C15-C16-C17-C18
31	6	604	CLA	CBA-CGA-O2A-C1
32	S	617	LHG	O6-C4-C5-C6
32	Y	618	LHG	O6-C4-C5-C6
32	a	411	LHG	O6-C4-C5-C6
32	a	414	LHG	O6-C4-C5-C6
32	N	616	LHG	C16-C17-C18-C19
32	c	521	LHG	C31-C32-C33-C34
32	l	102	LHG	C11-C10-C9-C8
41	D	414	LMG	O7-C10-C11-C12
41	d	415	LMG	O7-C10-C11-C12
31	C	512	CLA	C2A-CAA-CBA-CGA
31	R	611	CLA	C2A-CAA-CBA-CGA
31	r	611	CLA	C2A-CAA-CBA-CGA
30	3	601	CHL	C3-C5-C6-C7
31	13	602	CLA	C3-C5-C6-C7
30	13	601	CHL	C6-C7-C8-C10
31	5	602	CLA	C6-C7-C8-C9
30	2	605	CHL	CAD-CBD-CGD-O1D
30	5	605	CHL	CAD-CBD-CGD-O1D
30	11	601	CHL	CAD-CBD-CGD-O1D
30	14	601	CHL	CAD-CBD-CGD-O1D
30	G	601	CHL	CAD-CBD-CGD-O1D
30	G	608	CHL	C2-C3-C5-C6
30	N	609	CHL	CAD-CBD-CGD-O1D
30	g	601	CHL	CAD-CBD-CGD-O1D
30	g	608	CHL	C2-C3-C5-C6
30	n	608	CHL	CAD-CBD-CGD-O1D
30	n	609	CHL	CAD-CBD-CGD-O1D
31	2	604	CLA	CAD-CBD-CGD-O1D

Continued on next page...

Continued from previous page...

Mol	Chain	Res	Type	Atoms
31	3	603	CLA	CAD-CBD-CGD-O1D
31	5	604	CLA	CAD-CBD-CGD-O1D
31	11	603	CLA	CAD-CBD-CGD-O1D
31	11	604	CLA	CAD-CBD-CGD-O1D
31	11	614	CLA	CAD-CBD-CGD-O1D
31	13	604	CLA	CAD-CBD-CGD-O1D
31	14	604	CLA	CAD-CBD-CGD-O1D
31	16	603	CLA	CAD-CBD-CGD-O1D
31	16	604	CLA	CAD-CBD-CGD-O1D
31	B	605	CLA	CAD-CBD-CGD-O1D
31	B	606	CLA	CAD-CBD-CGD-O1D
31	B	607	CLA	CAD-CBD-CGD-O1D
31	B	612	CLA	CAD-CBD-CGD-O1D
31	C	503	CLA	CAD-CBD-CGD-O1D
31	C	504	CLA	CAD-CBD-CGD-O1D
31	C	505	CLA	CAD-CBD-CGD-O1D
31	C	507	CLA	CAD-CBD-CGD-O1D
31	C	513	CLA	CAD-CBD-CGD-O1D
31	G	603	CLA	CAD-CBD-CGD-O1D
31	N	604	CLA	CAD-CBD-CGD-O1D
31	R	612	CLA	CAD-CBD-CGD-O1D
31	S	611	CLA	CAD-CBD-CGD-O1D
31	Y	615	CLA	CAD-CBD-CGD-O1D
31	Y	604	CLA	CAD-CBD-CGD-O1D
31	b	605	CLA	CAD-CBD-CGD-O1D
31	b	606	CLA	CAD-CBD-CGD-O1D
31	b	607	CLA	CAD-CBD-CGD-O1D
31	b	612	CLA	CAD-CBD-CGD-O1D
31	c	503	CLA	CAD-CBD-CGD-O1D
31	c	504	CLA	CAD-CBD-CGD-O1D
31	c	505	CLA	CAD-CBD-CGD-O1D
31	c	506	CLA	CAD-CBD-CGD-O1D
31	c	507	CLA	CAD-CBD-CGD-O1D
31	c	513	CLA	CAD-CBD-CGD-O1D
31	g	603	CLA	CAD-CBD-CGD-O1D
31	g	604	CLA	CAD-CBD-CGD-O1D
31	n	604	CLA	CAD-CBD-CGD-O1D
31	y	604	CLA	CAD-CBD-CGD-O1D
40	A	408	SQD	C5-C6-S-O7
40	a	409	SQD	C5-C6-S-O7
31	Y	613	CLA	CAA-CBA-CGA-O2A
30	r	606	CHL	C10-C11-C12-C13

Continued on next page...

Continued from previous page...

Mol	Chain	Res	Type	Atoms
31	G	613	CLA	C13-C15-C16-C17
32	11	615	LHG	C16-C17-C18-C19
30	r	605	CHL	O1A-CGA-O2A-C1
31	C	509	CLA	C4C-C3C-CAC-CBC
32	r	619	LHG	C14-C15-C16-C17
40	d	412	SQD	C26-C27-C28-C29
31	c	506	CLA	C3-C5-C6-C7
32	3	617	LHG	C15-C16-C17-C18
32	C	521	LHG	C9-C10-C11-C12
36	7	201	3PH	C21-C22-C23-C24
31	c	509	CLA	C4C-C3C-CAC-CBC
32	N	616	LHG	C33-C34-C35-C36
32	S	617	LHG	C31-C32-C33-C34
30	5	609	CHL	C16-C17-C18-C20
31	12	602	CLA	C11-C12-C13-C15
31	A	403	CLA	C16-C17-C18-C19
31	G	603	CLA	C6-C7-C8-C9
31	g	603	CLA	C6-C7-C8-C9
30	16	607	CHL	C6-C7-C8-C10
30	N	605	CHL	C3A-C2A-CAA-CBA
30	S	606	CHL	C12-C13-C15-C16
30	Y	606	CHL	C12-C13-C15-C16
30	n	606	CHL	C11-C10-C8-C7
30	y	601	CHL	C12-C13-C15-C16
30	y	606	CHL	C3A-C2A-CAA-CBA
30	y	609	CHL	C11-C10-C8-C7
31	1	602	CLA	C11-C10-C8-C7
31	4	611	CLA	C3A-C2A-CAA-CBA
31	13	603	CLA	C6-C7-C8-C10
31	14	610	CLA	C11-C10-C8-C7
31	C	502	CLA	C11-C10-C8-C7
31	C	508	CLA	C11-C12-C13-C15
31	D	404	CLA	C6-C7-C8-C10
31	G	611	CLA	C12-C13-C15-C16
31	N	614	CLA	C3A-C2A-CAA-CBA
31	R	604	CLA	C3A-C2A-CAA-CBA
31	Y	612	CLA	C11-C12-C13-C15
31	b	607	CLA	C6-C7-C8-C10
31	b	608	CLA	C11-C10-C8-C7
31	b	616	CLA	C6-C7-C8-C10
31	c	508	CLA	C12-C13-C15-C16
31	c	512	CLA	C11-C12-C13-C15

Continued on next page...

Continued from previous page...

Mol	Chain	Res	Type	Atoms
31	n	603	CLA	C11-C10-C8-C7
31	r	604	CLA	C3A-C2A-CAA-CBA
32	L	102	LHG	O6-C4-C5-O7
32	R	621	LHG	O6-C4-C5-O7
32	R	618	LHG	O6-C4-C5-O7
32	S	617	LHG	O6-C4-C5-O7
32	Y	617	LHG	O6-C4-C5-O7
32	g	615	LHG	O6-C4-C5-O7
32	r	618	LHG	O6-C4-C5-O7
32	1	615	LHG	C15-C16-C17-C18
32	16	616	LHG	C26-C27-C28-C29
32	Y	618	LHG	C30-C31-C32-C33
30	n	605	CHL	C1-C2-C3-C5
31	13	611	CLA	C3-C5-C6-C7
32	y	617	LHG	O10-C23-O8-C6
31	3	611	CLA	CAA-CBA-CGA-O2A
40	D	411	SQD	C26-C27-C28-C29
30	6	609	CHL	C10-C11-C12-C13
32	S	621	LHG	C18-C19-C20-C21
32	a	411	LHG	C16-C17-C18-C19
32	n	616	LHG	C11-C10-C9-C8
36	T	101	3PH	C26-C27-C28-C29
32	D	409	LHG	O2-C2-C3-O3
32	d	409	LHG	O2-C2-C3-O3
30	14	609	CHL	C4C-C3C-CAC-CBC
31	b	608	CLA	C5-C6-C7-C8
31	n	603	CLA	C5-C6-C7-C8
31	B	614	CLA	C2A-CAA-CBA-CGA
31	C	506	CLA	C2A-CAA-CBA-CGA
31	b	612	CLA	C2A-CAA-CBA-CGA
32	6	616	LHG	C12-C13-C14-C15
32	n	616	LHG	C18-C19-C20-C21
32	R	619	LHG	C23-C24-C25-C26
30	1	601	CHL	C1C-C2C-CMC-OMC
30	1	607	CHL	C1C-C2C-CMC-OMC
30	1	608	CHL	C1C-C2C-CMC-OMC
30	2	605	CHL	C1C-C2C-CMC-OMC
30	3	605	CHL	C1C-C2C-CMC-OMC
30	4	601	CHL	C1C-C2C-CMC-OMC
30	4	606	CHL	C1C-C2C-CMC-OMC
30	4	608	CHL	C1C-C2C-CMC-OMC
30	5	601	CHL	C1C-C2C-CMC-OMC

Continued on next page...

Continued from previous page...

Mol	Chain	Res	Type	Atoms
30	5	605	CHL	C1C-C2C-CMC-OMC
30	5	606	CHL	C1C-C2C-CMC-OMC
30	6	605	CHL	C1C-C2C-CMC-OMC
30	11	601	CHL	C1C-C2C-CMC-OMC
30	11	607	CHL	C1C-C2C-CMC-OMC
30	11	608	CHL	C1C-C2C-CMC-OMC
30	13	605	CHL	C1C-C2C-CMC-OMC
30	14	601	CHL	C1C-C2C-CMC-OMC
30	14	607	CHL	C1C-C2C-CMC-OMC
30	16	605	CHL	C1C-C2C-CMC-OMC
30	16	609	CHL	C1C-C2C-CMC-OMC
30	G	605	CHL	C1C-C2C-CMC-OMC
30	N	601	CHL	C1C-C2C-CMC-OMC
30	N	605	CHL	C1C-C2C-CMC-OMC
30	N	606	CHL	C1C-C2C-CMC-OMC
30	N	609	CHL	C1C-C2C-CMC-OMC
30	S	607	CHL	C1C-C2C-CMC-OMC
30	Y	607	CHL	C1C-C2C-CMC-OMC
30	g	605	CHL	C1C-C2C-CMC-OMC
30	n	605	CHL	C1C-C2C-CMC-OMC
30	n	606	CHL	C1C-C2C-CMC-OMC
30	s	607	CHL	C1C-C2C-CMC-OMC
30	y	607	CHL	C1C-C2C-CMC-OMC
32	G	615	LHG	C15-C16-C17-C18
32	n	616	LHG	C4-C5-C6-O8
40	d	414	SQD	O6-C44-C45-C46
41	c	520	LMG	O1-C7-C8-C9
32	r	621	LHG	O7-C5-C6-O8
41	C	520	LMG	O1-C7-C8-O7
41	S	616	LMG	O7-C8-C9-O8
41	c	520	LMG	O1-C7-C8-O7
30	16	601	CHL	C2C-C3C-CAC-CBC
30	13	609	CHL	O2A-C1-C2-C3
41	B	622	LMG	C16-C17-C18-C19
31	c	514	CLA	CAA-CBA-CGA-O2A
31	B	615	CLA	C16-C17-C18-C20
31	b	615	CLA	C16-C17-C18-C20
32	L	102	LHG	C11-C12-C13-C14
31	b	611	CLA	C4-C3-C5-C6
30	2	609	CHL	CBA-CGA-O2A-C1
31	R	610	CLA	CBA-CGA-O2A-C1
32	D	409	LHG	C29-C30-C31-C32

Continued on next page...

Continued from previous page...

Mol	Chain	Res	Type	Atoms
42	D	407	PL9	C28-C29-C31-C32
42	d	407	PL9	C28-C29-C31-C32
30	4	607	CHL	CAA-CBA-CGA-O2A
44	B	623	STE	C10-C11-C12-C13
30	3	607	CHL	C11-C12-C13-C14
30	16	606	CHL	C11-C10-C8-C9
30	16	607	CHL	C11-C10-C8-C9
30	G	601	CHL	C14-C13-C15-C16
30	g	601	CHL	C14-C13-C15-C16
30	y	607	CHL	C11-C10-C8-C9
31	1	602	CLA	C6-C7-C8-C9
31	14	610	CLA	C11-C10-C8-C9
31	B	604	CLA	C11-C10-C8-C9
31	C	508	CLA	C14-C13-C15-C16
31	G	611	CLA	C14-C13-C15-C16
31	S	604	CLA	C11-C10-C8-C9
31	S	614	CLA	C11-C12-C13-C14
31	Y	612	CLA	C6-C7-C8-C9
31	b	612	CLA	C11-C12-C13-C14
31	g	611	CLA	C14-C13-C15-C16
31	n	603	CLA	C11-C10-C8-C9
31	r	603	CLA	C11-C10-C8-C9
31	B	614	CLA	C3-C5-C6-C7
31	g	603	CLA	C3-C5-C6-C7
32	S	621	LHG	C13-C14-C15-C16
30	n	601	CHL	O1A-CGA-O2A-C1
31	y	615	CLA	C5-C6-C7-C8
32	4	615	LHG	C15-C16-C17-C18
32	D	408	LHG	C23-C24-C25-C26
41	w	501	LMG	C28-C29-C30-C31
31	6	610	CLA	C11-C12-C13-C14
31	B	601	CLA	C6-C7-C8-C10
31	s	609	CLA	CAA-CBA-CGA-O2A
32	l	102	LHG	C14-C15-C16-C17
32	L	102	LHG	C14-C15-C16-C17
32	r	619	LHG	C13-C14-C15-C16
30	N	605	CHL	C4-C3-C5-C6
31	13	604	CLA	C4-C3-C5-C6
31	15	604	CLA	CAA-CBA-CGA-O2A
31	C	514	CLA	CAA-CBA-CGA-O2A
31	y	613	CLA	CAA-CBA-CGA-O2A
40	l	101	SQD	O47-C7-C8-C9

Continued on next page...

Continued from previous page...

Mol	Chain	Res	Type	Atoms
32	R	621	LHG	C9-C10-C11-C12
32	d	409	LHG	C25-C26-C27-C28
31	6	611	CLA	O1A-CGA-O2A-C1
42	a	410	PL9	C43-C44-C46-C47
42	d	407	PL9	C12-C11-C9-C8
30	S	606	CHL	C5-C6-C7-C8
32	A	415	LHG	C23-C24-C25-C26
30	r	605	CHL	C6-C7-C8-C9
31	s	609	CLA	C6-C7-C8-C10
32	S	621	LHG	C32-C33-C34-C35
32	S	617	LHG	C26-C27-C28-C29
40	L	101	SQD	C11-C10-C9-C8
31	Y	604	CLA	CBA-CGA-O2A-C1
32	A	411	LHG	C10-C11-C12-C13
30	4	609	CHL	C5-C6-C7-C8
30	1	608	CHL	C1-C2-C3-C4
30	4	608	CHL	C1-C2-C3-C4
30	5	608	CHL	C1-C2-C3-C4
30	6	608	CHL	C1-C2-C3-C4
30	12	601	CHL	C1-C2-C3-C4
30	15	601	CHL	C1-C2-C3-C4
30	N	608	CHL	C1-C2-C3-C4
30	g	606	CHL	C1-C2-C3-C4
30	n	608	CHL	C1-C2-C3-C4
31	11	614	CLA	C1-C2-C3-C4
31	14	614	CLA	C1-C2-C3-C4
31	R	611	CLA	C1-C2-C3-C4
31	S	613	CLA	C1-C2-C3-C4
31	r	611	CLA	C1-C2-C3-C4
31	s	613	CLA	C1-C2-C3-C4
32	S	617	LHG	C10-C11-C12-C13
46	W	501	DGD	CAB-CBB-CCB-CDB
32	Y	618	LHG	C6-C5-O7-C7
30	y	601	CHL	C2A-CAA-CBA-CGA
31	12	612	CLA	C2A-CAA-CBA-CGA
31	15	609	CLA	C2A-CAA-CBA-CGA
31	b	607	CLA	C2A-CAA-CBA-CGA
31	b	614	CLA	C2A-CAA-CBA-CGA
31	c	506	CLA	C2A-CAA-CBA-CGA
31	n	613	CLA	C2C-C3C-CAC-CBC
32	s	617	LHG	C10-C11-C12-C13
31	1	603	CLA	O1A-CGA-O2A-C1

Continued on next page...

Continued from previous page...

Mol	Chain	Res	Type	Atoms
31	16	603	CLA	C10-C11-C12-C13
30	1	601	CHL	C2-C1-O2A-CGA
30	1	608	CHL	C2-C1-O2A-CGA
30	3	605	CHL	C2-C1-O2A-CGA
30	11	601	CHL	C2-C1-O2A-CGA
30	14	607	CHL	C2-C1-O2A-CGA
30	g	608	CHL	C2-C1-O2A-CGA
30	y	607	CHL	C2-C1-O2A-CGA
31	6	611	CLA	C2-C1-O2A-CGA
31	6	615	CLA	C2-C1-O2A-CGA
31	11	611	CLA	C2-C1-O2A-CGA
31	A	403	CLA	C2-C1-O2A-CGA
31	D	404	CLA	C2-C1-O2A-CGA
31	R	610	CLA	C2-C1-O2A-CGA
31	R	611	CLA	C2-C1-O2A-CGA
31	S	614	CLA	C2-C1-O2A-CGA
31	b	609	CLA	C2-C1-O2A-CGA
31	d	402	CLA	C2-C1-O2A-CGA
31	d	404	CLA	C2-C1-O2A-CGA
31	s	614	CLA	C2-C1-O2A-CGA
31	y	615	CLA	C2-C1-O2A-CGA
30	11	609	CHL	C4C-C3C-CAC-CBC
32	r	621	LHG	C25-C26-C27-C28
30	5	609	CHL	C16-C17-C18-C19
31	C	514	CLA	C16-C17-C18-C20
31	g	603	CLA	C6-C7-C8-C10
32	6	616	LHG	C7-C8-C9-C10
32	l	102	LHG	C11-C12-C13-C14
31	C	510	CLA	CAA-CBA-CGA-O2A
31	n	613	CLA	CAA-CBA-CGA-O2A
31	6	613	CLA	O1A-CGA-O2A-C1
32	L	102	LHG	C11-C10-C9-C8
32	a	414	LHG	C9-C10-C11-C12
32	1	615	LHG	C5-C4-O6-P
32	3	616	LHG	C5-C4-O6-P
32	D	409	LHG	C2-C3-O3-P
32	d	409	LHG	C2-C3-O3-P
41	j	102	LMG	C33-C34-C35-C36
31	n	602	CLA	CBA-CGA-O2A-C1
30	g	609	CHL	O1A-CGA-O2A-C1
32	a	414	LHG	O6-C4-C5-O7
31	S	604	CLA	CAA-CBA-CGA-O2A

Continued on next page...

Continued from previous page...

Mol	Chain	Res	Type	Atoms
30	13	606	CHL	C11-C12-C13-C15
31	C	506	CLA	C16-C17-C18-C20
31	y	612	CLA	C16-C17-C18-C19
31	Y	614	CLA	O2A-C1-C2-C3
31	12	602	CLA	C4-C3-C5-C6
32	A	411	LHG	C14-C15-C16-C17
41	J	102	LMG	C33-C34-C35-C36
46	c	517	DGD	C9B-CAB-CBB-CCB
33	12	614	LUT	C1-C6-C7-C8
39	C	516	BCR	C5-C6-C7-C8
39	C	516	BCR	C23-C24-C25-C30
39	H	103	BCR	C23-C24-C25-C30
39	c	516	BCR	C23-C24-C25-C30
42	A	410	PL9	C23-C24-C26-C27
32	A	411	LHG	C16-C17-C18-C19
30	s	607	CHL	O1D-CGD-O2D-CED
31	d	402	CLA	O1D-CGD-O2D-CED
32	R	619	LHG	C9-C10-C11-C12
32	S	617	LHG	C7-C8-C9-C10
32	A	415	LHG	O8-C23-C24-C25
30	14	608	CHL	C2C-C3C-CAC-CBC
32	1	615	LHG	C12-C13-C14-C15
32	16	616	LHG	C28-C29-C30-C31
30	2	609	CHL	C16-C17-C18-C20
31	4	602	CLA	C11-C12-C13-C14
31	G	603	CLA	C6-C7-C8-C10
31	N	613	CLA	C6-C7-C8-C9
31	b	604	CLA	C16-C17-C18-C19
31	b	609	CLA	C16-C17-C18-C20
46	w	502	DGD	O6D-C1D-O3G-C3G
32	d	409	LHG	C28-C29-C30-C31
40	D	411	SQD	O6-C44-C45-O47
40	d	414	SQD	O6-C44-C45-O47
31	n	603	CLA	C8-C10-C11-C12
31	b	608	CLA	CBA-CGA-O2A-C1
32	3	616	LHG	C3-O3-P-O6
32	6	616	LHG	C3-O3-P-O6
32	6	617	LHG	C3-O3-P-O6
32	14	615	LHG	C3-O3-P-O6
32	16	616	LHG	C3-O3-P-O6
32	D	408	LHG	C3-O3-P-O6
32	D	412	LHG	C4-O6-P-O3

Continued on next page...

Continued from previous page...

Mol	Chain	Res	Type	Atoms
32	G	615	LHG	C3-O3-P-O6
32	R	621	LHG	C3-O3-P-O6
32	R	619	LHG	C3-O3-P-O6
32	S	621	LHG	C3-O3-P-O6
32	S	617	LHG	C3-O3-P-O6
32	Y	616	LHG	C3-O3-P-O6
32	a	401	LHG	C3-O3-P-O6
32	d	408	LHG	C3-O3-P-O6
32	d	413	LHG	C4-O6-P-O3
32	g	615	LHG	C3-O3-P-O6
32	r	621	LHG	C3-O3-P-O6
32	r	618	LHG	C3-O3-P-O6
32	s	621	LHG	C3-O3-P-O6
32	a	401	LHG	C23-C24-C25-C26
32	y	617	LHG	C23-C24-C25-C26
32	3	617	LHG	C29-C30-C31-C32
30	N	606	CHL	C8-C10-C11-C12
46	C	517	DGD	C9B-CAB-CBB-CCB
38	D	402	PHO	CHA-CBD-CGD-O1D
38	D	402	PHO	CHA-CBD-CGD-O2D
30	13	601	CHL	C2C-C3C-CAC-CBC
32	6	617	LHG	C14-C15-C16-C17
46	C	517	DGD	C1B-C2B-C3B-C4B
32	a	401	LHG	C4-C5-C6-O8
32	l	102	LHG	C4-C5-C6-O8
32	r	621	LHG	C4-C5-C6-O8
31	s	602	CLA	C4-C3-C5-C6
32	D	412	LHG	C16-C17-C18-C19
31	13	602	CLA	C5-C6-C7-C8
31	C	506	CLA	C11-C12-C13-C15
31	C	511	CLA	C6-C7-C8-C10
31	R	602	CLA	C11-C12-C13-C15
31	R	603	CLA	C11-C12-C13-C15
31	Y	612	CLA	C6-C7-C8-C10
31	b	614	CLA	C12-C13-C15-C16
31	r	610	CLA	C6-C7-C8-C10
31	r	614	CLA	C2-C3-C5-C6
31	s	611	CLA	C11-C12-C13-C15
40	l	101	SQD	C25-C26-C27-C28
30	n	607	CHL	O1D-CGD-O2D-CED
31	12	612	CLA	C2C-C3C-CAC-CBC
30	15	608	CHL	C11-C10-C8-C9

Continued on next page...

Continued from previous page...

Mol	Chain	Res	Type	Atoms
31	1	602	CLA	C11-C10-C8-C9
31	B	612	CLA	C11-C12-C13-C14
31	c	512	CLA	C11-C12-C13-C14
31	g	613	CLA	C14-C13-C15-C16
31	R	614	CLA	O1D-CGD-O2D-CED
31	3	610	CLA	C11-C12-C13-C14
31	N	611	CLA	C11-C12-C13-C14
31	c	504	CLA	C16-C17-C18-C19
32	13	616	LHG	C31-C32-C33-C34
41	B	621	LMG	C35-C36-C37-C38
32	D	408	LHG	C10-C11-C12-C13
36	b	623	3PH	C24-C25-C26-C27
31	15	603	CLA	CBA-CGA-O2A-C1
31	r	603	CLA	C13-C15-C16-C17
30	g	609	CHL	C2A-CAA-CBA-CGA
31	r	602	CLA	C4C-C3C-CAC-CBC
31	3	613	CLA	O1A-CGA-O2A-C1
30	2	609	CHL	C16-C17-C18-C19
30	N	607	CHL	C16-C17-C18-C20
30	r	605	CHL	C6-C7-C8-C10
30	r	606	CHL	C16-C17-C18-C20
31	B	609	CLA	C16-C17-C18-C20
31	D	405	CLA	C16-C17-C18-C20
31	b	611	CLA	C16-C17-C18-C19
31	13	611	CLA	CBA-CGA-O2A-C1
31	S	609	CLA	CBA-CGA-O2A-C1
32	16	616	LHG	O1-C1-C2-C3
32	6	616	LHG	C5-C4-O6-P
32	R	621	LHG	C5-C4-O6-P
32	y	618	LHG	C5-C4-O6-P
32	a	411	LHG	C14-C15-C16-C17
30	n	607	CHL	C15-C16-C17-C18
32	a	401	LHG	C1-C2-C3-O3
36	B	624	3PH	C21-C22-C23-C24
41	K	102	LMG	C10-C11-C12-C13
31	Y	604	CLA	O1A-CGA-O2A-C1
31	r	608	CLA	C2-C3-C5-C6
41	K	102	LMG	C11-C12-C13-C14
31	12	602	CLA	C11-C12-C13-C14
31	B	611	CLA	C16-C17-C18-C19
31	N	613	CLA	C6-C7-C8-C10
31	16	604	CLA	CBA-CGA-O2A-C1

Continued on next page...

Continued from previous page...

Mol	Chain	Res	Type	Atoms
32	3	617	LHG	C26-C27-C28-C29
31	g	602	CLA	CBD-CGD-O2D-CED
40	L	101	SQD	C31-C32-C33-C34
40	a	409	SQD	C10-C11-C12-C13
40	A	408	SQD	C10-C11-C12-C13
31	B	608	CLA	CBA-CGA-O2A-C1
31	S	614	CLA	CBA-CGA-O2A-C1
32	l	102	LHG	C7-C8-C9-C10
31	b	609	CLA	C16-C17-C18-C19
43	R	620	LNL	O2-C1-C2-C3
43	r	620	LNL	O2-C1-C2-C3
42	A	410	PL9	C19-C21-C22-C23
42	a	410	PL9	C19-C21-C22-C23
32	g	615	LHG	C12-C13-C14-C15
46	c	517	DGD	C1B-C2B-C3B-C4B
41	B	621	LMG	C37-C38-C39-C40
30	13	606	CHL	O1A-CGA-O2A-C1
44	B	623	STE	C11-C12-C13-C14
30	r	606	CHL	C16-C17-C18-C19
31	Y	612	CLA	C16-C17-C18-C19
32	r	621	LHG	O7-C7-C8-C9
30	N	605	CHL	C3-C5-C6-C7
32	d	409	LHG	C24-C25-C26-C27
41	s	616	LMG	C11-C12-C13-C14
30	13	601	CHL	C4-C3-C5-C6
30	N	609	CHL	C4-C3-C5-C6
31	11	613	CLA	C4-C3-C5-C6
31	16	611	CLA	C4-C3-C5-C6
31	B	611	CLA	C4-C3-C5-C6
31	B	616	CLA	C4-C3-C5-C6
31	a	407	CLA	C4-C3-C5-C6
31	y	615	CLA	C4-C3-C5-C6
30	2	606	CHL	CAA-CBA-CGA-O2A
30	N	609	CHL	C2C-C3C-CAC-CBC
32	D	412	LHG	C29-C30-C31-C32
32	g	615	LHG	C9-C10-C11-C12
31	G	613	CLA	C2-C3-C5-C6
32	d	413	LHG	C29-C30-C31-C32
31	C	506	CLA	C13-C15-C16-C17
31	C	512	CLA	C5-C6-C7-C8
31	c	502	CLA	C15-C16-C17-C18
32	n	616	LHG	C26-C27-C28-C29

Continued on next page...

Continued from previous page...

Mol	Chain	Res	Type	Atoms
36	B	624	3PH	C22-C23-C24-C25
31	c	510	CLA	CAA-CBA-CGA-O2A
30	5	601	CHL	C2-C1-O2A-CGA
30	13	608	CHL	C2-C1-O2A-CGA
30	16	608	CHL	C2-C1-O2A-CGA
30	G	608	CHL	C2-C1-O2A-CGA
30	n	608	CHL	C2-C1-O2A-CGA
31	13	604	CLA	C2-C1-O2A-CGA
31	13	611	CLA	C2-C1-O2A-CGA
31	15	603	CLA	C2-C1-O2A-CGA
31	15	609	CLA	C2-C1-O2A-CGA
31	B	613	CLA	C2-C1-O2A-CGA
31	b	613	CLA	C2-C1-O2A-CGA
31	c	503	CLA	C2-C1-O2A-CGA
31	r	611	CLA	C2-C1-O2A-CGA
32	3	617	LHG	C19-C20-C21-C22
31	C	504	CLA	C15-C16-C17-C18
31	b	615	CLA	C5-C6-C7-C8
30	N	607	CHL	C16-C17-C18-C19
31	6	613	CLA	C6-C7-C8-C9
31	12	603	CLA	C6-C7-C8-C9
32	d	408	LHG	C11-C12-C13-C14
46	w	502	DGD	C2D-C1D-O3G-C3G
32	r	619	LHG	C12-C13-C14-C15
41	J	102	LMG	C20-C21-C22-C23
30	5	606	CHL	CAA-CBA-CGA-O2A
30	2	607	CHL	C2A-CAA-CBA-CGA
30	16	607	CHL	C2A-CAA-CBA-CGA
31	2	602	CLA	C2A-CAA-CBA-CGA
31	2	612	CLA	C2A-CAA-CBA-CGA
31	6	612	CLA	C2A-CAA-CBA-CGA
31	16	613	CLA	C2A-CAA-CBA-CGA
31	16	615	CLA	C2A-CAA-CBA-CGA
31	S	610	CLA	C2A-CAA-CBA-CGA
32	a	401	LHG	O7-C5-C6-O8
32	16	616	LHG	C25-C26-C27-C28
32	d	408	LHG	C34-C35-C36-C37
32	n	616	LHG	C31-C32-C33-C34
41	j	102	LMG	C20-C21-C22-C23
46	w	502	DGD	C6B-C7B-C8B-C9B
32	y	618	LHG	C35-C36-C37-C38
30	4	608	CHL	C3A-C2A-CAA-CBA

Continued on next page...

Continued from previous page...

Mol	Chain	Res	Type	Atoms
30	G	608	CHL	C3A-C2A-CAA-CBA
30	R	605	CHL	C3A-C2A-CAA-CBA
30	Y	606	CHL	C3A-C2A-CAA-CBA
30	g	601	CHL	C3A-C2A-CAA-CBA
30	g	608	CHL	C3A-C2A-CAA-CBA
31	4	604	CLA	C3A-C2A-CAA-CBA
31	5	604	CLA	C3A-C2A-CAA-CBA
31	6	613	CLA	C3A-C2A-CAA-CBA
31	D	404	CLA	C3A-C2A-CAA-CBA
31	D	405	CLA	C3A-C2A-CAA-CBA
31	Y	611	CLA	C3A-C2A-CAA-CBA
31	b	605	CLA	C3A-C2A-CAA-CBA
31	b	609	CLA	C3A-C2A-CAA-CBA
31	n	613	CLA	C3A-C2A-CAA-CBA
31	r	601	CLA	C3A-C2A-CAA-CBA
31	y	611	CLA	C3A-C2A-CAA-CBA
30	2	606	CHL	CAA-CBA-CGA-O1A
31	12	611	CLA	CAA-CBA-CGA-O2A
31	15	611	CLA	CAA-CBA-CGA-O2A
31	R	601	CLA	O2A-C1-C2-C3
31	g	614	CLA	O2A-C1-C2-C3
31	4	613	CLA	CAA-CBA-CGA-O2A
31	r	601	CLA	CAA-CBA-CGA-O2A
32	3	617	LHG	C24-C25-C26-C27
32	11	615	LHG	C26-C27-C28-C29
30	5	609	CHL	C4-C3-C5-C6
31	B	601	CLA	C4-C3-C5-C6
32	y	618	LHG	C23-C24-C25-C26
32	C	521	LHG	C24-C25-C26-C27
30	4	601	CHL	C11-C10-C8-C9
30	5	609	CHL	C6-C7-C8-C9
30	6	607	CHL	C6-C7-C8-C9
30	G	609	CHL	C6-C7-C8-C9
30	N	609	CHL	C14-C13-C15-C16
30	Y	607	CHL	C6-C7-C8-C9
30	g	601	CHL	C11-C10-C8-C9
31	4	602	CLA	C11-C10-C8-C9
31	13	602	CLA	C11-C12-C13-C14
31	16	611	CLA	C6-C7-C8-C9
31	B	603	CLA	C11-C10-C8-C9
31	C	502	CLA	C11-C12-C13-C14
31	C	510	CLA	C6-C7-C8-C9

Continued on next page...

Continued from previous page...

Mol	Chain	Res	Type	Atoms
31	S	604	CLA	C6-C7-C8-C9
31	Y	603	CLA	C6-C7-C8-C9
31	b	603	CLA	C11-C10-C8-C9
31	c	510	CLA	C6-C7-C8-C9
31	c	514	CLA	C6-C7-C8-C9
31	y	602	CLA	C11-C10-C8-C9
31	B	609	CLA	C16-C17-C18-C19
31	C	514	CLA	C16-C17-C18-C19
31	R	609	CLA	C16-C17-C18-C20
30	n	606	CHL	C8-C10-C11-C12
31	B	615	CLA	C5-C6-C7-C8
31	R	610	CLA	C8-C10-C11-C12
31	A	403	CLA	O1D-CGD-O2D-CED
32	16	616	LHG	C9-C10-C11-C12
31	s	604	CLA	C5-C6-C7-C8
32	16	616	LHG	C4-C5-C6-O8
32	D	409	LHG	C1-C2-C3-O3
32	d	409	LHG	C1-C2-C3-O3
32	r	618	LHG	C4-C5-C6-O8
32	r	619	LHG	C4-C5-C6-O8
33	5	614	LUT	C20-C13-C14-C15
34	2	616	NEX	C39-C29-C30-C31
34	3	621	NEX	C39-C29-C30-C31
34	5	616	NEX	C39-C29-C30-C31
34	6	621	NEX	C39-C29-C30-C31
34	12	616	NEX	C39-C29-C30-C31
34	13	619	NEX	C39-C29-C30-C31
34	15	616	NEX	C39-C29-C30-C31
34	16	619	NEX	C39-C29-C30-C31
34	G	618	NEX	C39-C29-C30-C31
34	N	619	NEX	C39-C29-C30-C31
34	R	617	NEX	C39-C29-C30-C31
34	S	620	NEX	C39-C29-C30-C31
34	Y	623	NEX	C39-C29-C30-C31
34	g	618	NEX	C39-C29-C30-C31
34	n	619	NEX	C39-C29-C30-C31
34	r	617	NEX	C39-C29-C30-C31
34	s	620	NEX	C39-C29-C30-C31
34	y	624	NEX	C39-C29-C30-C31
31	12	611	CLA	CAA-CBA-CGA-O1A
43	R	620	LNL	O1-C1-C2-C3
30	11	601	CHL	C2A-CAA-CBA-CGA

Continued on next page...

Continued from previous page...

Mol	Chain	Res	Type	Atoms
31	13	602	CLA	C2A-CAA-CBA-CGA
31	C	511	CLA	C2A-CAA-CBA-CGA
31	Y	615	CLA	C2A-CAA-CBA-CGA
31	y	615	CLA	C2A-CAA-CBA-CGA
31	r	613	CLA	C5-C6-C7-C8
32	3	617	LHG	C28-C29-C30-C31
30	13	601	CHL	C6-C7-C8-C9
31	6	613	CLA	C6-C7-C8-C10
31	s	611	CLA	C16-C17-C18-C19
30	13	607	CHL	O2A-C1-C2-C3
30	n	607	CHL	O2A-C1-C2-C3
31	2	603	CLA	O2A-C1-C2-C3
31	3	603	CLA	O2A-C1-C2-C3
31	3	612	CLA	O2A-C1-C2-C3
31	5	603	CLA	O2A-C1-C2-C3
31	6	603	CLA	O2A-C1-C2-C3
31	6	615	CLA	O2A-C1-C2-C3
31	14	611	CLA	O2A-C1-C2-C3
32	d	408	LHG	C24-C23-O8-C6
32	Y	618	LHG	C16-C17-C18-C19
31	15	611	CLA	CAA-CBA-CGA-O1A
32	Y	618	LHG	C4-C5-O7-C7
30	1	601	CHL	C1A-C2A-CAA-CBA
30	1	606	CHL	C1A-C2A-CAA-CBA
30	12	605	CHL	C1A-C2A-CAA-CBA
30	15	605	CHL	C1A-C2A-CAA-CBA
30	g	601	CHL	C1A-C2A-CAA-CBA
31	4	611	CLA	C1A-C2A-CAA-CBA
31	5	612	CLA	C1A-C2A-CAA-CBA
31	12	604	CLA	C1A-C2A-CAA-CBA
31	14	603	CLA	C1A-C2A-CAA-CBA
31	16	611	CLA	C1A-C2A-CAA-CBA
31	B	605	CLA	C1A-C2A-CAA-CBA
31	C	510	CLA	C1A-C2A-CAA-CBA
31	D	404	CLA	C1A-C2A-CAA-CBA
31	D	405	CLA	C1A-C2A-CAA-CBA
31	R	604	CLA	C1A-C2A-CAA-CBA
31	Y	611	CLA	C1A-C2A-CAA-CBA
31	b	605	CLA	C1A-C2A-CAA-CBA
31	c	510	CLA	C1A-C2A-CAA-CBA
31	r	601	CLA	C1A-C2A-CAA-CBA
31	r	604	CLA	C1A-C2A-CAA-CBA

Continued on next page...

Continued from previous page...

Mol	Chain	Res	Type	Atoms
40	D	413	SQD	C30-C31-C32-C33
30	4	609	CHL	C12-C13-C15-C16
30	11	601	CHL	C11-C10-C8-C7
30	13	609	CHL	C11-C10-C8-C7
31	3	602	CLA	C11-C10-C8-C7
31	4	602	CLA	C6-C7-C8-C10
31	6	602	CLA	C11-C10-C8-C7
31	B	606	CLA	C12-C13-C15-C16
31	B	612	CLA	C12-C13-C15-C16
31	C	512	CLA	C11-C12-C13-C15
31	Y	603	CLA	C6-C7-C8-C10
31	Y	612	CLA	C11-C10-C8-C7
31	b	602	CLA	C6-C7-C8-C10
31	b	606	CLA	C12-C13-C15-C16
31	b	609	CLA	C11-C10-C8-C7
31	b	612	CLA	C12-C13-C15-C16
31	d	404	CLA	C6-C7-C8-C10
38	A	405	PHO	C12-C13-C15-C16
32	c	521	LHG	C34-C35-C36-C37
43	a	412	LNL	C7-C8-C9-C10
30	13	606	CHL	C10-C11-C12-C13
31	C	511	CLA	C13-C15-C16-C17
31	b	608	CLA	C8-C10-C11-C12
30	1	607	CHL	C1-C2-C3-C5
31	r	612	CLA	C1-C2-C3-C5
30	1	605	CHL	C3C-C2C-CMC-OMC
30	2	609	CHL	C3C-C2C-CMC-OMC
30	5	609	CHL	C3C-C2C-CMC-OMC
30	11	605	CHL	C3C-C2C-CMC-OMC
30	13	609	CHL	C3C-C2C-CMC-OMC
30	G	609	CHL	C3C-C2C-CMC-OMC
30	g	606	CHL	C3C-C2C-CMC-OMC
30	g	609	CHL	C3C-C2C-CMC-OMC
30	n	601	CHL	C3C-C2C-CMC-OMC
43	C	523	LNL	C10-C11-C12-C13
43	C	524	LNL	C10-C11-C12-C13
43	I	101	LNL	C10-C11-C12-C13
43	c	523	LNL	C10-C11-C12-C13
43	c	524	LNL	C10-C11-C12-C13
43	i	101	LNL	C10-C11-C12-C13
43	r	620	LNL	C10-C11-C12-C13
43	r	620	LNL	C13-C14-C15-C16

Continued on next page...

Continued from previous page...

Mol	Chain	Res	Type	Atoms
43	x	201	LNL	C13-C14-C15-C16
43	Y	619	LNL	O1-C1-C2-C3
43	Y	620	LNL	O1-C1-C2-C3
31	n	610	CLA	C10-C11-C12-C13
31	y	610	CLA	C15-C16-C17-C18
31	Y	602	CLA	C16-C17-C18-C20
31	15	603	CLA	C3-C5-C6-C7
31	3	602	CLA	C2A-CAA-CBA-CGA
31	5	610	CLA	C2A-CAA-CBA-CGA
31	c	511	CLA	C2A-CAA-CBA-CGA
32	6	617	LHG	O1-C1-C2-O2
30	6	607	CHL	C15-C16-C17-C18
41	s	616	LMG	C15-C16-C17-C18
32	s	617	LHG	O6-C4-C5-O7
36	b	623	3PH	O21-C21-C22-C23
31	12	613	CLA	CAA-CBA-CGA-O1A
32	N	616	LHG	O6-C4-C5-C6
50	n	620	PAM	C7-C8-C9-C10
32	d	409	LHG	C31-C32-C33-C34
31	R	611	CLA	O1D-CGD-O2D-CED
31	n	612	CLA	CAA-CBA-CGA-O2A
40	L	101	SQD	C10-C11-C12-C13
41	v	101	LMG	C11-C12-C13-C14
30	11	607	CHL	CAA-CBA-CGA-O1A
30	s	601	CHL	CAA-CBA-CGA-O2A
43	Y	620	LNL	O2-C1-C2-C3
30	3	601	CHL	C2C-C3C-CAC-CBC
31	13	613	CLA	C2C-C3C-CAC-CBC
31	c	512	CLA	C5-C6-C7-C8
32	r	621	LHG	C7-C8-C9-C10
30	6	601	CHL	C2C-C3C-CAC-CBC
32	16	616	LHG	C24-C25-C26-C27
33	5	614	LUT	C12-C13-C14-C15
34	2	616	NEX	C28-C29-C30-C31
34	3	621	NEX	C28-C29-C30-C31
34	5	616	NEX	C28-C29-C30-C31
34	6	621	NEX	C28-C29-C30-C31
34	12	616	NEX	C28-C29-C30-C31
34	13	619	NEX	C28-C29-C30-C31
34	15	616	NEX	C28-C29-C30-C31
34	16	619	NEX	C28-C29-C30-C31
34	G	618	NEX	C28-C29-C30-C31

Continued on next page...

Continued from previous page...

Mol	Chain	Res	Type	Atoms
34	N	619	NEX	C28-C29-C30-C31
34	R	617	NEX	C28-C29-C30-C31
34	S	620	NEX	C28-C29-C30-C31
34	Y	623	NEX	C28-C29-C30-C31
34	g	618	NEX	C28-C29-C30-C31
34	n	619	NEX	C28-C29-C30-C31
34	r	617	NEX	C28-C29-C30-C31
34	s	620	NEX	C28-C29-C30-C31
34	y	624	NEX	C28-C29-C30-C31
30	y	601	CHL	C10-C11-C12-C13
30	S	601	CHL	CAA-CBA-CGA-O2A
43	Y	619	LNL	O2-C1-C2-C3
32	16	616	LHG	O7-C5-C6-O8
32	l	102	LHG	O7-C5-C6-O8
46	W	501	DGD	O1G-C1G-C2G-O2G
31	S	604	CLA	C5-C6-C7-C8
40	L	101	SQD	O47-C7-C8-C9
31	a	404	CLA	C2A-CAA-CBA-CGA
31	2	602	CLA	O1D-CGD-O2D-CED
43	r	620	LNL	O1-C1-C2-C3
31	b	602	CLA	C16-C17-C18-C20
31	3	610	CLA	C8-C10-C11-C12
32	d	408	LHG	O10-C23-O8-C6
32	L	102	LHG	C7-C8-C9-C10
31	c	514	CLA	C3-C5-C6-C7
30	6	605	CHL	C4-C3-C5-C6
41	J	102	LMG	C19-C20-C21-C22
30	4	608	CHL	C2-C1-O2A-CGA
30	15	606	CHL	C2-C1-O2A-CGA
30	R	607	CHL	C2-C1-O2A-CGA
30	Y	605	CHL	C2-C1-O2A-CGA
30	n	607	CHL	C2-C1-O2A-CGA
31	1	611	CLA	C2-C1-O2A-CGA
31	B	609	CLA	C2-C1-O2A-CGA
31	B	612	CLA	C2-C1-O2A-CGA
31	C	503	CLA	C2-C1-O2A-CGA
31	R	609	CLA	C2-C1-O2A-CGA
31	R	610	CLA	C2-C3-C5-C6
31	R	613	CLA	C2-C3-C5-C6
31	r	610	CLA	C2-C3-C5-C6
32	s	621	LHG	C13-C14-C15-C16
31	n	614	CLA	CAA-CBA-CGA-O1A

Continued on next page...

Continued from previous page...

Mol	Chain	Res	Type	Atoms
30	14	608	CHL	C4C-C3C-CAC-CBC
30	16	601	CHL	C4C-C3C-CAC-CBC
30	y	609	CHL	C2C-C3C-CAC-CBC
41	j	102	LMG	C19-C20-C21-C22
30	N	607	CHL	C6-C7-C8-C9
30	n	609	CHL	C14-C13-C15-C16
31	S	611	CLA	C11-C10-C8-C9
31	s	611	CLA	C11-C10-C8-C9
32	d	413	LHG	C24-C25-C26-C27
32	R	619	LHG	C27-C28-C29-C30
32	g	615	LHG	C18-C19-C20-C21
31	A	403	CLA	C3-C5-C6-C7
31	B	615	CLA	C13-C15-C16-C17
30	12	607	CHL	C2A-CAA-CBA-CGA
31	15	602	CLA	C2A-CAA-CBA-CGA
31	B	603	CLA	C2A-CAA-CBA-CGA
31	G	604	CLA	C2A-CAA-CBA-CGA
31	Y	602	CLA	C2A-CAA-CBA-CGA
31	b	603	CLA	C2A-CAA-CBA-CGA
31	B	603	CLA	C16-C17-C18-C20
31	B	606	CLA	C16-C17-C18-C20
31	N	612	CLA	CAA-CBA-CGA-O2A
32	S	617	LHG	C23-C24-C25-C26
32	D	408	LHG	C34-C35-C36-C37
31	S	604	CLA	CAA-CBA-CGA-O1A
31	y	613	CLA	CAA-CBA-CGA-O1A
31	A	406	CLA	C1-C2-C3-C5
31	A	403	CLA	O1A-CGA-O2A-C1
31	d	402	CLA	O1A-CGA-O2A-C1
33	2	615	LUT	C1-C6-C7-C8
33	5	614	LUT	C1-C6-C7-C8
33	5	615	LUT	C1-C6-C7-C8
33	11	616	LUT	C1-C6-C7-C8
33	12	615	LUT	C1-C6-C7-C8
33	13	617	LUT	C1-C6-C7-C8
33	15	614	LUT	C1-C6-C7-C8
33	15	614	LUT	C5-C6-C7-C8
33	15	615	LUT	C1-C6-C7-C8
33	16	617	LUT	C1-C6-C7-C8
33	G	616	LUT	C1-C6-C7-C8
33	S	618	LUT	C1-C6-C7-C8
33	Y	622	LUT	C1-C6-C7-C8

Continued on next page...

Continued from previous page...

Mol	Chain	Res	Type	Atoms
33	g	616	LUT	C1-C6-C7-C8
33	y	623	LUT	C1-C6-C7-C8
39	A	407	BCR	C23-C24-C25-C30
39	B	619	BCR	C23-C24-C25-C30
39	C	526	BCR	C1-C6-C7-C8
39	a	408	BCR	C23-C24-C25-C30
39	b	619	BCR	C23-C24-C25-C30
39	c	526	BCR	C1-C6-C7-C8
31	6	604	CLA	C5-C6-C7-C8
32	D	412	LHG	C24-C25-C26-C27
32	Y	616	LHG	C29-C30-C31-C32
32	Y	618	LHG	O8-C23-C24-C25
32	L	102	LHG	C4-C5-C6-O8
30	15	605	CHL	CAA-CBA-CGA-O2A
31	B	616	CLA	C10-C11-C12-C13
31	C	514	CLA	CAA-CBA-CGA-O1A
32	16	616	LHG	C32-C33-C34-C35
30	13	605	CHL	C4-C3-C5-C6
42	d	407	PL9	C40-C39-C41-C42
30	3	609	CHL	C16-C17-C18-C19
31	b	603	CLA	C16-C17-C18-C20
31	G	602	CLA	CAA-CBA-CGA-O2A
31	R	608	CLA	CAA-CBA-CGA-O2A
41	H	102	LMG	O7-C10-C11-C12
31	d	402	CLA	C3-C5-C6-C7
32	C	521	LHG	C10-C11-C12-C13
31	B	613	CLA	C13-C15-C16-C17
40	d	412	SQD	C45-C44-O6-C1
41	d	410	LMG	C8-C7-O1-C1
31	12	612	CLA	C4C-C3C-CAC-CBC
46	C	519	DGD	C5B-C6B-C7B-C8B
31	Y	614	CLA	O1A-CGA-O2A-C1
32	S	621	LHG	C12-C13-C14-C15
41	d	410	LMG	C17-C18-C19-C20
30	n	606	CHL	C11-C12-C13-C14
31	6	610	CLA	C11-C12-C13-C15
31	B	610	CLA	C16-C17-C18-C19
31	B	616	CLA	C11-C12-C13-C14
31	b	610	CLA	C16-C17-C18-C19
31	c	506	CLA	C16-C17-C18-C20
30	g	605	CHL	C2-C1-O2A-CGA
32	6	617	LHG	C19-C20-C21-C22

Continued on next page...

Continued from previous page...

Mol	Chain	Res	Type	Atoms
32	6	617	LHG	C26-C27-C28-C29
30	3	601	CHL	C5-C6-C7-C8
30	y	606	CHL	C10-C11-C12-C13
31	c	507	CLA	C13-C15-C16-C17
31	n	602	CLA	C15-C16-C17-C18
32	N	616	LHG	O6-C4-C5-O7
41	D	414	LMG	C36-C37-C38-C39
41	b	620	LMG	C14-C15-C16-C17
41	d	415	LMG	C36-C37-C38-C39
30	11	607	CHL	CAA-CBA-CGA-O2A
49	F	101	HEM	CAD-CBD-CGD-O2D
49	f	101	HEM	CAD-CBD-CGD-O2D
30	6	609	CHL	C2A-CAA-CBA-CGA
30	r	606	CHL	C2A-CAA-CBA-CGA
31	A	404	CLA	C2A-CAA-CBA-CGA
31	y	602	CLA	C2A-CAA-CBA-CGA
32	g	615	LHG	C17-C18-C19-C20
32	S	621	LHG	C24-C25-C26-C27
41	d	415	LMG	C13-C14-C15-C16
31	c	514	CLA	CAA-CBA-CGA-O1A
31	n	614	CLA	CAA-CBA-CGA-O2A
30	13	609	CHL	C11-C12-C13-C14
30	S	606	CHL	C1-C2-C3-C5
31	a	407	CLA	C1-C2-C3-C5
31	s	602	CLA	C1-C2-C3-C5
36	7	201	3PH	C3A-C3B-C3C-C3D
41	D	414	LMG	C13-C14-C15-C16
32	6	616	LHG	O6-C4-C5-C6
32	a	401	LHG	O8-C23-C24-C25
31	C	505	CLA	O1A-CGA-O2A-C1
30	N	606	CHL	C4-C3-C5-C6
31	N	613	CLA	C4-C3-C5-C6
31	b	616	CLA	C4-C3-C5-C6
31	d	404	CLA	C4-C3-C5-C6
42	D	407	PL9	C40-C39-C41-C42
42	a	410	PL9	C12-C11-C9-C10
30	3	609	CHL	C11-C12-C13-C15
30	5	609	CHL	C11-C10-C8-C7
30	16	606	CHL	C2-C3-C5-C6
30	N	606	CHL	C11-C10-C8-C7
31	B	602	CLA	C6-C7-C8-C10
31	B	609	CLA	C11-C10-C8-C7

Continued on next page...

Continued from previous page...

Mol	Chain	Res	Type	Atoms
31	C	504	CLA	C11-C10-C8-C7
31	D	404	CLA	C12-C13-C15-C16
31	c	507	CLA	C12-C13-C15-C16
31	c	511	CLA	C6-C7-C8-C10
31	n	602	CLA	C12-C13-C15-C16
31	s	602	CLA	C6-C7-C8-C10
31	3	604	CLA	C5-C6-C7-C8
31	11	603	CLA	C5-C6-C7-C8
31	16	613	CLA	C2C-C3C-CAC-CBC
31	n	613	CLA	C4C-C3C-CAC-CBC
32	D	409	LHG	C31-C32-C33-C34
32	6	616	LHG	C13-C14-C15-C16
32	14	615	LHG	C33-C34-C35-C36
30	6	601	CHL	C1-C2-C3-C4
30	6	609	CHL	C1-C2-C3-C4
30	11	609	CHL	C1-C2-C3-C4
30	13	601	CHL	C1-C2-C3-C4
30	n	605	CHL	C1-C2-C3-C4
30	s	606	CHL	C1-C2-C3-C4
31	3	612	CLA	C1-C2-C3-C4
31	4	603	CLA	C1-C2-C3-C4
31	6	612	CLA	C1-C2-C3-C4
31	B	609	CLA	C1-C2-C3-C4
31	B	610	CLA	C1-C2-C3-C4
31	B	613	CLA	C1-C2-C3-C4
31	B	616	CLA	C1-C2-C3-C4
31	C	502	CLA	C1-C2-C3-C4
31	C	503	CLA	C1-C2-C3-C4
31	C	511	CLA	C1-C2-C3-C4
31	S	614	CLA	C1-C2-C3-C4
31	b	609	CLA	C1-C2-C3-C4
31	b	610	CLA	C1-C2-C3-C4
31	b	613	CLA	C1-C2-C3-C4
31	b	616	CLA	C1-C2-C3-C4
31	c	502	CLA	C1-C2-C3-C4
31	c	503	CLA	C1-C2-C3-C4
31	c	511	CLA	C1-C2-C3-C4
31	n	602	CLA	C1-C2-C3-C4
31	r	613	CLA	C1-C2-C3-C4
31	s	610	CLA	C1-C2-C3-C4
31	s	611	CLA	C1-C2-C3-C4
31	s	614	CLA	C1-C2-C3-C4

Continued on next page...

Continued from previous page...

Mol	Chain	Res	Type	Atoms
32	g	615	LHG	O8-C23-C24-C25
30	3	609	CHL	C16-C17-C18-C20
31	S	615	CLA	C2-C1-O2A-CGA
30	5	606	CHL	CAA-CBA-CGA-O1A
43	x	201	LNL	O2-C1-C2-C3
41	d	415	LMG	C31-C32-C33-C34
32	r	619	LHG	O7-C5-C6-O8
41	A	409	LMG	O1-C7-C8-O7
41	c	522	LMG	O1-C7-C8-O7
41	s	616	LMG	O7-C8-C9-O8
31	3	612	CLA	CBD-CGD-O2D-CED
30	13	601	CHL	C4C-C3C-CAC-CBC
31	G	610	CLA	C5-C6-C7-C8
31	y	603	CLA	C8-C10-C11-C12
43	y	620	LNL	O1-C1-C2-C3
31	11	614	CLA	O2A-C1-C2-C3
31	14	614	CLA	O2A-C1-C2-C3
31	G	614	CLA	O2A-C1-C2-C3
30	3	607	CHL	CAA-CBA-CGA-O2A
31	12	602	CLA	CAA-CBA-CGA-O2A
31	C	507	CLA	CAA-CBA-CGA-O2A
31	R	603	CLA	CAA-CBA-CGA-O2A
32	13	616	LHG	C24-C25-C26-C27
31	B	607	CLA	C2A-CAA-CBA-CGA
31	R	601	CLA	C2A-CAA-CBA-CGA
30	3	609	CHL	CBD-CGD-O2D-CED
30	13	609	CHL	C8-C10-C11-C12
31	B	602	CLA	C16-C17-C18-C20
36	B	624	3PH	C27-C28-C29-C2A
31	13	614	CLA	CAA-CBA-CGA-O2A
30	5	609	CHL	O1D-CGD-O2D-CED
31	S	604	CLA	CBA-CGA-O2A-C1
30	4	601	CHL	C8-C10-C11-C12
31	b	616	CLA	C10-C11-C12-C13
30	N	609	CHL	C4C-C3C-CAC-CBC
30	6	607	CHL	CAA-CBA-CGA-O2A
32	3	616	LHG	O8-C23-C24-C25
32	G	615	LHG	O8-C23-C24-C25
32	S	617	LHG	O8-C23-C24-C25
30	Y	609	CHL	C4-C3-C5-C6
30	y	609	CHL	C4-C3-C5-C6
31	D	404	CLA	C4-C3-C5-C6

Continued on next page...

Continued from previous page...

Mol	Chain	Res	Type	Atoms
31	S	602	CLA	C4-C3-C5-C6
31	S	611	CLA	C4-C3-C5-C6
31	y	612	CLA	C4-C3-C5-C6
31	b	616	CLA	C5-C6-C7-C8
31	S	612	CLA	CAA-CBA-CGA-O2A
43	c	524	LNL	O1-C1-C2-C3
30	16	607	CHL	C2-C3-C5-C6
31	B	601	CLA	C2-C3-C5-C6
31	N	610	CLA	C2-C3-C5-C6
31	Y	610	CLA	C2-C3-C5-C6
41	D	414	LMG	C31-C32-C33-C34
31	Y	604	CLA	C6-C7-C8-C10
31	b	602	CLA	C16-C17-C18-C19
31	R	613	CLA	CAA-CBA-CGA-O2A
40	A	408	SQD	O47-C7-C8-C9
40	a	409	SQD	O47-C7-C8-C9
30	G	605	CHL	C2-C1-O2A-CGA
30	3	601	CHL	C6-C7-C8-C9
30	4	609	CHL	C11-C12-C13-C14
30	16	607	CHL	C6-C7-C8-C9
30	G	601	CHL	C11-C10-C8-C9
30	y	607	CHL	C6-C7-C8-C9
31	6	602	CLA	C11-C10-C8-C9
31	13	602	CLA	C11-C10-C8-C9
31	B	604	CLA	C6-C7-C8-C9
31	B	609	CLA	C11-C10-C8-C9
31	C	512	CLA	C11-C12-C13-C14
31	D	404	CLA	C6-C7-C8-C9
31	G	611	CLA	C11-C10-C8-C9
31	R	603	CLA	C6-C7-C8-C9
31	S	604	CLA	C14-C13-C15-C16
31	b	604	CLA	C11-C12-C13-C14
31	b	607	CLA	C6-C7-C8-C9
31	b	613	CLA	C11-C12-C13-C14
31	d	404	CLA	C6-C7-C8-C9
31	s	614	CLA	C14-C13-C15-C16
43	a	412	LNL	C4-C5-C6-C7
31	13	614	CLA	CAA-CBA-CGA-O1A
43	C	524	LNL	O1-C1-C2-C3
43	y	619	LNL	O2-C1-C2-C3
30	3	607	CHL	C8-C10-C11-C12
31	b	615	CLA	C13-C15-C16-C17

Continued on next page...

Continued from previous page...

Mol	Chain	Res	Type	Atoms
30	g	607	CHL	C1-C2-C3-C4
30	1	601	CHL	C3A-C2A-CAA-CBA
30	5	608	CHL	C3A-C2A-CAA-CBA
30	11	609	CHL	C3A-C2A-CAA-CBA
31	2	611	CLA	C3A-C2A-CAA-CBA
31	3	613	CLA	C3A-C2A-CAA-CBA
31	5	612	CLA	C3A-C2A-CAA-CBA
31	11	603	CLA	C3A-C2A-CAA-CBA
31	14	603	CLA	C3A-C2A-CAA-CBA
31	14	614	CLA	C3A-C2A-CAA-CBA
31	15	602	CLA	C3A-C2A-CAA-CBA
31	B	609	CLA	C3A-C2A-CAA-CBA
31	C	512	CLA	C3A-C2A-CAA-CBA
31	N	604	CLA	C3A-C2A-CAA-CBA
31	b	604	CLA	C3A-C2A-CAA-CBA
31	c	505	CLA	C3A-C2A-CAA-CBA
31	d	405	CLA	C3A-C2A-CAA-CBA
31	n	604	CLA	C3A-C2A-CAA-CBA
31	y	614	CLA	C3A-C2A-CAA-CBA
31	y	615	CLA	C3A-C2A-CAA-CBA
32	y	618	LHG	C15-C16-C17-C18
30	11	608	CHL	CAA-CBA-CGA-O2A
30	15	607	CHL	CAA-CBA-CGA-O2A
30	y	605	CHL	CAA-CBA-CGA-O2A
31	R	614	CLA	CAA-CBA-CGA-O2A
31	r	603	CLA	CAA-CBA-CGA-O2A
32	1	615	LHG	O8-C23-C24-C25
43	W	502	LNL	C7-C8-C9-C10
43	w	503	LNL	C7-C8-C9-C10
43	y	620	LNL	C7-C8-C9-C10
50	N	621	PAM	C9-C10-C11-C12
50	n	620	PAM	C9-C10-C11-C12
30	12	605	CHL	CAA-CBA-CGA-O2A
31	S	612	CLA	CAA-CBA-CGA-O1A
30	1	601	CHL	CAD-CBD-CGD-O2D
30	1	607	CHL	CAD-CBD-CGD-O2D
30	2	605	CHL	CAD-CBD-CGD-O2D
30	3	606	CHL	CAD-CBD-CGD-O2D
30	4	601	CHL	CAD-CBD-CGD-O2D
30	5	601	CHL	CAD-CBD-CGD-O2D
30	5	605	CHL	CAD-CBD-CGD-O2D
30	5	608	CHL	CAD-CBD-CGD-O2D

Continued on next page...

Continued from previous page...

Mol	Chain	Res	Type	Atoms
30	6	605	CHL	CAD-CBD-CGD-O2D
30	11	605	CHL	CAD-CBD-CGD-O2D
30	12	601	CHL	CAD-CBD-CGD-O2D
30	13	607	CHL	CAD-CBD-CGD-O2D
30	15	601	CHL	CAD-CBD-CGD-O2D
30	16	605	CHL	CAD-CBD-CGD-O2D
30	G	607	CHL	CAD-CBD-CGD-O2D
30	Y	607	CHL	CAD-CBD-CGD-O2D
30	Y	601	CHL	CAD-CBD-CGD-O2D
30	Y	605	CHL	CAD-CBD-CGD-O2D
30	Y	608	CHL	CAD-CBD-CGD-O2D
30	Y	609	CHL	CAD-CBD-CGD-O2D
30	g	608	CHL	CAD-CBD-CGD-O2D
30	g	607	CHL	CAD-CBD-CGD-O2D
30	y	607	CHL	CAD-CBD-CGD-O2D
30	y	601	CHL	CAD-CBD-CGD-O2D
30	y	605	CHL	CAD-CBD-CGD-O2D
30	y	606	CHL	CAD-CBD-CGD-O2D
30	y	609	CHL	CAD-CBD-CGD-O2D
31	2	603	CLA	CAD-CBD-CGD-O2D
31	3	612	CLA	CAD-CBD-CGD-O2D
31	5	603	CLA	CAD-CBD-CGD-O2D
31	6	603	CLA	CAD-CBD-CGD-O2D
31	6	612	CLA	CAD-CBD-CGD-O2D
31	11	602	CLA	CAD-CBD-CGD-O2D
31	12	610	CLA	CAD-CBD-CGD-O2D
31	13	604	CLA	CAD-CBD-CGD-O2D
31	14	611	CLA	CAD-CBD-CGD-O2D
31	14	612	CLA	CAD-CBD-CGD-O2D
31	15	604	CLA	CAD-CBD-CGD-O2D
31	15	610	CLA	CAD-CBD-CGD-O2D
31	15	613	CLA	CAD-CBD-CGD-O2D
31	B	605	CLA	CAD-CBD-CGD-O2D
31	B	608	CLA	CAD-CBD-CGD-O2D
31	C	503	CLA	CAD-CBD-CGD-O2D
31	C	505	CLA	CAD-CBD-CGD-O2D
31	G	604	CLA	CAD-CBD-CGD-O2D
31	G	612	CLA	CAD-CBD-CGD-O2D
31	R	601	CLA	CAD-CBD-CGD-O2D
31	R	603	CLA	CAD-CBD-CGD-O2D
31	Y	604	CLA	CAD-CBD-CGD-O2D
31	b	603	CLA	CAD-CBD-CGD-O2D

Continued on next page...

Continued from previous page...

Mol	Chain	Res	Type	Atoms
31	b	605	CLA	CAD-CBD-CGD-O2D
31	c	503	CLA	CAD-CBD-CGD-O2D
31	c	505	CLA	CAD-CBD-CGD-O2D
31	g	612	CLA	CAD-CBD-CGD-O2D
31	r	603	CLA	CAD-CBD-CGD-O2D
31	y	604	CLA	CAD-CBD-CGD-O2D
31	3	613	CLA	C6-C7-C8-C10
31	B	602	CLA	C16-C17-C18-C19
31	Y	602	CLA	C16-C17-C18-C19
32	A	414	LHG	C27-C28-C29-C30
30	13	607	CHL	C8-C10-C11-C12
31	s	602	CLA	C13-C15-C16-C17
32	A	411	LHG	C25-C26-C27-C28
32	r	619	LHG	C24-C25-C26-C27
30	2	607	CHL	C2-C1-O2A-CGA
30	5	607	CHL	C2-C1-O2A-CGA
30	12	608	CHL	CAA-CBA-CGA-O2A
30	14	601	CHL	CAA-CBA-CGA-O2A
31	1	613	CLA	CAA-CBA-CGA-O2A
31	N	603	CLA	CAA-CBA-CGA-O2A
31	r	608	CLA	CAA-CBA-CGA-O2A
32	16	616	LHG	O8-C23-C24-C25
32	D	409	LHG	O8-C23-C24-C25
32	s	617	LHG	O8-C23-C24-C25
30	Y	607	CHL	C4-C3-C5-C6
30	y	607	CHL	C4-C3-C5-C6
31	3	613	CLA	C6-C7-C8-C9
31	b	608	CLA	C16-C17-C18-C20
31	16	614	CLA	CAA-CBA-CGA-O2A
32	L	102	LHG	C28-C29-C30-C31
30	G	601	CHL	C2-C3-C5-C6
42	d	407	PL9	C38-C39-C41-C42
30	Y	606	CHL	CAA-CBA-CGA-O2A
31	2	602	CLA	CAA-CBA-CGA-O2A
31	15	609	CLA	CAA-CBA-CGA-O2A
31	r	613	CLA	CAA-CBA-CGA-O2A
32	13	616	LHG	O8-C23-C24-C25
32	d	408	LHG	O8-C23-C24-C25
32	d	409	LHG	O8-C23-C24-C25
41	v	101	LMG	O7-C10-C11-C12
41	B	622	LMG	C31-C32-C33-C34
30	n	607	CHL	C10-C11-C12-C13

Continued on next page...

Continued from previous page...

Mol	Chain	Res	Type	Atoms
32	R	618	LHG	C4-C5-C6-O8
36	b	623	3PH	C1-C2-C3-O31
31	16	614	CLA	CAA-CBA-CGA-O1A
31	N	612	CLA	CAA-CBA-CGA-O1A
31	n	612	CLA	CAA-CBA-CGA-O1A
43	C	524	LNL	O2-C1-C2-C3
43	c	524	LNL	O2-C1-C2-C3
43	i	101	LNL	O2-C1-C2-C3
49	F	101	HEM	CAD-CBD-CGD-O1D
32	l	102	LHG	O6-C4-C5-O7
30	1	601	CHL	CAA-CBA-CGA-O2A
30	11	601	CHL	CAA-CBA-CGA-O2A
30	N	608	CHL	CAA-CBA-CGA-O2A
30	Y	601	CHL	CAA-CBA-CGA-O2A
30	Y	605	CHL	CAA-CBA-CGA-O2A
30	y	601	CHL	CAA-CBA-CGA-O2A
31	g	602	CLA	CAA-CBA-CGA-O2A
32	D	408	LHG	O8-C23-C24-C25
32	S	617	LHG	O7-C7-C8-C9
32	a	414	LHG	O8-C23-C24-C25
41	K	102	LMG	O7-C10-C11-C12
31	r	602	CLA	C16-C17-C18-C20
31	y	604	CLA	C6-C7-C8-C10
32	N	616	LHG	C7-C8-C9-C10
31	r	601	CLA	O2A-C1-C2-C3
43	I	101	LNL	O2-C1-C2-C3
43	i	101	LNL	O1-C1-C2-C3
32	l	102	LHG	C27-C28-C29-C30
31	c	506	CLA	C13-C15-C16-C17
30	4	607	CHL	O2A-C1-C2-C3
31	2	610	CLA	O2A-C1-C2-C3
31	3	614	CLA	O2A-C1-C2-C3
31	5	602	CLA	O2A-C1-C2-C3
31	6	612	CLA	O2A-C1-C2-C3
31	6	614	CLA	O2A-C1-C2-C3
31	11	611	CLA	O2A-C1-C2-C3
31	A	404	CLA	O2A-C1-C2-C3
31	D	404	CLA	O2A-C1-C2-C3
31	G	603	CLA	O2A-C1-C2-C3
31	a	404	CLA	O2A-C1-C2-C3
31	c	505	CLA	O2A-C1-C2-C3
31	d	404	CLA	O2A-C1-C2-C3

Continued on next page...

Continued from previous page...

Mol	Chain	Res	Type	Atoms
31	g	603	CLA	O2A-C1-C2-C3
31	y	615	CLA	O2A-C1-C2-C3
30	6	605	CHL	O1A-CGA-O2A-C1
41	s	616	LMG	C12-C13-C14-C15
32	d	409	LHG	C24-C23-O8-C6
31	B	608	CLA	C2A-CAA-CBA-CGA
31	G	602	CLA	C2A-CAA-CBA-CGA
31	R	609	CLA	C2A-CAA-CBA-CGA
30	1	608	CHL	CAA-CBA-CGA-O2A
31	14	611	CLA	C3-C5-C6-C7
43	I	101	LNL	O1-C1-C2-C3
31	r	609	CLA	O1D-CGD-O2D-CED
31	3	610	CLA	C11-C12-C13-C15
31	C	502	CLA	C16-C17-C18-C20
31	b	616	CLA	C11-C12-C13-C14
30	1	601	CHL	CHA-CBD-CGD-O1D
30	1	605	CHL	CHA-CBD-CGD-O2D
30	4	601	CHL	CHA-CBD-CGD-O1D
30	4	605	CHL	CHA-CBD-CGD-O2D
30	4	607	CHL	CHA-CBD-CGD-O2D
30	13	609	CHL	CHA-CBD-CGD-O2D
30	14	605	CHL	CHA-CBD-CGD-O2D
30	14	606	CHL	CHA-CBD-CGD-O2D
30	16	607	CHL	CHA-CBD-CGD-O1D
30	16	609	CHL	CHA-CBD-CGD-O2D
30	Y	601	CHL	CHA-CBD-CGD-O1D
31	2	602	CLA	CHA-CBD-CGD-O1D
31	2	612	CLA	CHA-CBD-CGD-O2D
31	3	603	CLA	CHA-CBD-CGD-O1D
31	3	612	CLA	CHA-CBD-CGD-O1D
31	4	602	CLA	CHA-CBD-CGD-O1D
31	4	603	CLA	CHA-CBD-CGD-O2D
31	5	611	CLA	CHA-CBD-CGD-O2D
31	5	612	CLA	CHA-CBD-CGD-O2D
31	5	613	CLA	CHA-CBD-CGD-O2D
31	6	612	CLA	CHA-CBD-CGD-O1D
31	6	613	CLA	CHA-CBD-CGD-O2D
31	11	613	CLA	CHA-CBD-CGD-O1D
31	12	604	CLA	CHA-CBD-CGD-O2D
31	12	609	CLA	CHA-CBD-CGD-O2D
31	14	602	CLA	CHA-CBD-CGD-O2D
31	14	603	CLA	CHA-CBD-CGD-O2D

Continued on next page...

Continued from previous page...

Mol	Chain	Res	Type	Atoms
31	14	611	CLA	CHA-CBD-CGD-O2D
31	14	613	CLA	CHA-CBD-CGD-O1D
31	15	609	CLA	CHA-CBD-CGD-O2D
31	16	604	CLA	CHA-CBD-CGD-O1D
31	16	611	CLA	CHA-CBD-CGD-O2D
31	B	603	CLA	CHA-CBD-CGD-O1D
31	B	604	CLA	CHA-CBD-CGD-O1D
31	B	609	CLA	CHA-CBD-CGD-O2D
31	B	611	CLA	CHA-CBD-CGD-O2D
31	B	614	CLA	CHA-CBD-CGD-O2D
31	C	504	CLA	CHA-CBD-CGD-O1D
31	G	612	CLA	CHA-CBD-CGD-O1D
31	N	612	CLA	CHA-CBD-CGD-O2D
31	N	614	CLA	CHA-CBD-CGD-O1D
31	R	601	CLA	CHA-CBD-CGD-O2D
31	S	602	CLA	CHA-CBD-CGD-O2D
31	S	603	CLA	CHA-CBD-CGD-O2D
31	Y	602	CLA	CHA-CBD-CGD-O1D
31	Y	612	CLA	CHA-CBD-CGD-O2D
31	Y	614	CLA	CHA-CBD-CGD-O2D
31	b	603	CLA	CHA-CBD-CGD-O1D
31	b	604	CLA	CHA-CBD-CGD-O1D
31	b	605	CLA	CHA-CBD-CGD-O1D
31	b	607	CLA	CHA-CBD-CGD-O2D
31	b	609	CLA	CHA-CBD-CGD-O2D
31	b	611	CLA	CHA-CBD-CGD-O2D
31	b	614	CLA	CHA-CBD-CGD-O2D
31	b	616	CLA	CHA-CBD-CGD-O2D
31	c	504	CLA	CHA-CBD-CGD-O1D
31	c	506	CLA	CHA-CBD-CGD-O1D
31	g	612	CLA	CHA-CBD-CGD-O1D
31	n	602	CLA	CHA-CBD-CGD-O2D
31	n	603	CLA	CHA-CBD-CGD-O2D
31	n	613	CLA	CHA-CBD-CGD-O2D
31	r	614	CLA	CHA-CBD-CGD-O2D
31	s	602	CLA	CHA-CBD-CGD-O2D
31	s	612	CLA	CHA-CBD-CGD-O2D
31	y	602	CLA	CHA-CBD-CGD-O1D
31	y	603	CLA	CHA-CBD-CGD-O1D
31	y	612	CLA	CHA-CBD-CGD-O2D
31	y	615	CLA	CHA-CBD-CGD-O2D
30	S	601	CHL	CAA-CBA-CGA-O1A

Continued on next page...

Continued from previous page...

Mol	Chain	Res	Type	Atoms
30	s	601	CHL	CAA-CBA-CGA-O1A
31	12	610	CLA	CAA-CBA-CGA-O2A
43	y	619	LNL	O1-C1-C2-C3
44	b	622	STE	O2-C1-C2-C3
30	R	607	CHL	CAA-CBA-CGA-O2A
30	n	608	CHL	CAA-CBA-CGA-O2A
42	D	407	PL9	C38-C39-C41-C42
40	d	414	SQD	C11-C10-C9-C8
43	y	620	LNL	O2-C1-C2-C3
50	N	621	PAM	O1-C1-C2-C3
32	13	616	LHG	C26-C27-C28-C29
31	1	612	CLA	CAA-CBA-CGA-O2A
31	4	602	CLA	CAA-CBA-CGA-O2A
31	S	602	CLA	CAA-CBA-CGA-O2A
31	S	605	CLA	CAA-CBA-CGA-O2A
41	d	411	LMG	O8-C28-C29-C30
31	R	613	CLA	O1D-CGD-O2D-CED
30	1	606	CHL	C2C-C3C-CAC-CBC
32	a	401	LHG	C32-C33-C34-C35
40	D	411	SQD	C24-C25-C26-C27
32	L	102	LHG	O7-C5-C6-O8
32	y	618	LHG	O7-C5-C6-O8
41	C	522	LMG	O1-C7-C8-O7
32	d	409	LHG	O10-C23-O8-C6
32	S	617	LHG	C11-C12-C13-C14
41	B	621	LMG	C14-C15-C16-C17
31	11	602	CLA	C8-C10-C11-C12
31	B	608	CLA	C8-C10-C11-C12
30	15	605	CHL	CAA-CBA-CGA-O1A
30	3	601	CHL	C4C-C3C-CAC-CBC
30	6	601	CHL	C4C-C3C-CAC-CBC
36	7	201	3PH	C3D-C3E-C3F-C3G
31	b	606	CLA	O1D-CGD-O2D-CED
41	v	101	LMG	C10-C11-C12-C13
30	3	606	CHL	CAA-CBA-CGA-O2A
30	4	608	CHL	CAA-CBA-CGA-O2A
31	5	602	CLA	CAA-CBA-CGA-O2A
31	11	604	CLA	CAA-CBA-CGA-O2A
32	6	616	LHG	O8-C23-C24-C25
46	C	517	DGD	O2G-C1B-C2B-C3B
46	C	519	DGD	O2G-C1B-C2B-C3B
32	s	621	LHG	C32-C33-C34-C35

Continued on next page...

Continued from previous page...

Mol	Chain	Res	Type	Atoms
30	g	601	CHL	C2A-CAA-CBA-CGA
31	Y	611	CLA	C2A-CAA-CBA-CGA
31	g	602	CLA	C2A-CAA-CBA-CGA
49	f	101	HEM	CAD-CBD-CGD-O1D
32	D	408	LHG	O1-C1-C2-O2
31	S	614	CLA	C5-C6-C7-C8
31	r	602	CLA	C15-C16-C17-C18
30	5	601	CHL	CBA-CGA-O2A-C1
31	B	607	CLA	CBA-CGA-O2A-C1
40	d	412	SQD	C23-C24-C25-C26
41	b	621	LMG	C10-C11-C12-C13
30	16	609	CHL	CAA-CBA-CGA-O2A
30	n	607	CHL	CAA-CBA-CGA-O2A
31	5	603	CLA	CAA-CBA-CGA-O2A
31	16	603	CLA	CAA-CBA-CGA-O2A
31	B	613	CLA	CAA-CBA-CGA-O2A
31	R	612	CLA	CAA-CBA-CGA-O2A
31	b	613	CLA	CAA-CBA-CGA-O2A
32	A	413	LHG	O8-C23-C24-C25
41	D	410	LMG	O7-C10-C11-C12
30	11	601	CHL	C4-C3-C5-C6
30	Y	606	CHL	C4-C3-C5-C6
30	y	609	CHL	C4C-C3C-CAC-CBC
30	14	605	CHL	C2-C1-O2A-CGA
31	3	610	CLA	C11-C10-C8-C7
31	3	611	CLA	C11-C12-C13-C15
31	y	610	CLA	C2-C3-C5-C6
38	a	405	PHO	C12-C13-C15-C16
31	C	502	CLA	C16-C17-C18-C19
42	A	410	PL9	C4-C3-C7-C8
32	6	616	LHG	C14-C15-C16-C17
30	12	607	CHL	CAA-CBA-CGA-O2A
31	3	602	CLA	CAA-CBA-CGA-O2A
31	6	603	CLA	CAA-CBA-CGA-O2A
31	6	614	CLA	CAA-CBA-CGA-O2A
31	16	602	CLA	CAA-CBA-CGA-O2A
32	c	521	LHG	O7-C7-C8-C9
46	c	519	DGD	O2G-C1B-C2B-C3B
41	C	522	LMG	C20-C21-C22-C23
30	n	606	CHL	C11-C10-C8-C9
31	3	602	CLA	C11-C10-C8-C9
31	3	611	CLA	C11-C10-C8-C9

Continued on next page...

Continued from previous page...

Mol	Chain	Res	Type	Atoms
31	B	602	CLA	C6-C7-C8-C9
31	C	511	CLA	C6-C7-C8-C9
31	Y	610	CLA	C6-C7-C8-C9
31	b	602	CLA	C6-C7-C8-C9
31	b	609	CLA	C11-C10-C8-C9
31	c	511	CLA	C6-C7-C8-C9
31	s	602	CLA	C6-C7-C8-C9
31	y	612	CLA	C11-C12-C13-C14
38	A	405	PHO	C14-C13-C15-C16
42	d	407	PL9	C44-C46-C47-C48
30	5	608	CHL	O2A-C1-C2-C3
30	6	609	CHL	C2C-C3C-CAC-CBC
40	D	413	SQD	C29-C30-C31-C32
36	7	201	3PH	C3C-C3D-C3E-C3F
40	l	101	SQD	C9-C10-C11-C12
30	S	608	CHL	CAA-CBA-CGA-O2A
31	2	603	CLA	CAA-CBA-CGA-O2A
46	c	517	DGD	O2G-C1B-C2B-C3B
30	6	606	CHL	CAA-CBA-CGA-O1A
31	G	603	CLA	CAA-CBA-CGA-O1A
40	d	414	SQD	C5-C6-S-O8
30	n	605	CHL	C11-C12-C13-C14
31	R	603	CLA	C16-C17-C18-C20
31	b	608	CLA	C16-C17-C18-C19
31	b	607	CLA	C1-C2-C3-C5
32	s	617	LHG	C13-C14-C15-C16
31	4	610	CLA	C2A-CAA-CBA-CGA
31	b	608	CLA	C2A-CAA-CBA-CGA
31	n	614	CLA	C2A-CAA-CBA-CGA
31	1	612	CLA	CAA-CBA-CGA-O1A
31	5	603	CLA	CAA-CBA-CGA-O1A
32	1	615	LHG	O10-C23-C24-C25
32	l	102	LHG	C30-C31-C32-C33
31	3	603	CLA	CAA-CBA-CGA-O2A
31	15	602	CLA	CAA-CBA-CGA-O2A
32	y	617	LHG	O8-C23-C24-C25
43	W	503	LNL	C7-C8-C9-C10
43	r	620	LNL	C7-C8-C9-C10
43	y	621	LNL	C7-C8-C9-C10
30	15	608	CHL	C2C-C3C-CAC-CBC
32	Y	616	LHG	C26-C27-C28-C29
32	y	616	LHG	C29-C30-C31-C32

Continued on next page...

Continued from previous page...

Mol	Chain	Res	Type	Atoms
30	12	605	CHL	CAA-CBA-CGA-O1A
30	y	606	CHL	CAA-CBA-CGA-O1A
32	16	616	LHG	O10-C23-C24-C25
32	D	408	LHG	O10-C23-C24-C25
32	s	617	LHG	O10-C23-C24-C25
31	1	610	CLA	C6-C7-C8-C9
40	L	101	SQD	C25-C26-C27-C28
30	6	606	CHL	C4-C3-C5-C6
30	16	606	CHL	C4-C3-C5-C6
31	R	602	CLA	C4-C3-C5-C6
32	c	521	LHG	C32-C33-C34-C35
32	y	616	LHG	O1-C1-C2-C3
31	n	611	CLA	C5-C6-C7-C8
32	4	615	LHG	C11-C10-C9-C8
41	c	522	LMG	C20-C21-C22-C23
30	S	608	CHL	CAA-CBA-CGA-O1A
31	3	612	CLA	CAA-CBA-CGA-O1A
31	11	604	CLA	CAA-CBA-CGA-O1A
31	16	603	CLA	CAA-CBA-CGA-O1A
31	g	603	CLA	CAA-CBA-CGA-O1A
32	G	615	LHG	O10-C23-C24-C25
32	a	414	LHG	O10-C23-C24-C25
32	A	415	LHG	C32-C33-C34-C35
32	C	521	LHG	C33-C34-C35-C36
30	15	608	CHL	CBA-CGA-O2A-C1
30	11	609	CHL	C5-C6-C7-C8
31	N	602	CLA	C4C-C3C-CAC-CBC
31	s	615	CLA	C2-C1-O2A-CGA
32	R	619	LHG	C12-C13-C14-C15
30	1	605	CHL	C1A-C2A-CAA-CBA
30	1	608	CHL	C1A-C2A-CAA-CBA
30	4	605	CHL	C1A-C2A-CAA-CBA
30	4	608	CHL	C1A-C2A-CAA-CBA
30	5	609	CHL	C1A-C2A-CAA-CBA
30	R	605	CHL	C1A-C2A-CAA-CBA
30	R	607	CHL	C1A-C2A-CAA-CBA
30	r	605	CHL	C1A-C2A-CAA-CBA
31	2	613	CLA	C1A-C2A-CAA-CBA
31	3	613	CLA	C1A-C2A-CAA-CBA
31	5	604	CLA	C1A-C2A-CAA-CBA
31	6	613	CLA	C1A-C2A-CAA-CBA
31	11	603	CLA	C1A-C2A-CAA-CBA

Continued on next page...

Continued from previous page...

Mol	Chain	Res	Type	Atoms
31	12	611	CLA	C1A-C2A-CAA-CBA
31	13	613	CLA	C1A-C2A-CAA-CBA
31	13	615	CLA	C1A-C2A-CAA-CBA
31	14	614	CLA	C1A-C2A-CAA-CBA
31	15	611	CLA	C1A-C2A-CAA-CBA
31	B	609	CLA	C1A-C2A-CAA-CBA
31	C	512	CLA	C1A-C2A-CAA-CBA
31	N	604	CLA	C1A-C2A-CAA-CBA
31	Y	613	CLA	C1A-C2A-CAA-CBA
31	b	604	CLA	C1A-C2A-CAA-CBA
31	b	609	CLA	C1A-C2A-CAA-CBA
31	b	615	CLA	C1A-C2A-CAA-CBA
31	c	505	CLA	C1A-C2A-CAA-CBA
31	d	404	CLA	C1A-C2A-CAA-CBA
31	d	405	CLA	C1A-C2A-CAA-CBA
31	n	604	CLA	C1A-C2A-CAA-CBA
31	s	611	CLA	C1A-C2A-CAA-CBA
31	y	611	CLA	C1A-C2A-CAA-CBA
31	y	613	CLA	C1A-C2A-CAA-CBA
31	y	614	CLA	C1A-C2A-CAA-CBA
32	l	102	LHG	C1-C2-C3-O3
31	r	603	CLA	CAA-CBA-CGA-O1A
32	13	616	LHG	O10-C23-C24-C25
41	K	102	LMG	O9-C10-C11-C12
32	l	102	LHG	C28-C29-C30-C31
30	S	606	CHL	C2-C1-O2A-CGA
30	r	605	CHL	C2-C1-O2A-CGA
31	13	613	CLA	C4C-C3C-CAC-CBC
31	1	602	CLA	CBA-CGA-O2A-C1
30	12	608	CHL	CAA-CBA-CGA-O1A
30	16	609	CHL	CAA-CBA-CGA-O1A
31	2	603	CLA	CAA-CBA-CGA-O1A
31	3	603	CLA	CAA-CBA-CGA-O1A
31	6	603	CLA	CAA-CBA-CGA-O1A
31	12	602	CLA	CAA-CBA-CGA-O1A
31	13	603	CLA	CAA-CBA-CGA-O1A
31	R	603	CLA	CAA-CBA-CGA-O1A
31	R	614	CLA	CAA-CBA-CGA-O1A
31	b	606	CLA	CAA-CBA-CGA-O1A
31	s	605	CLA	CAA-CBA-CGA-O1A
32	3	616	LHG	O10-C23-C24-C25
32	S	617	LHG	O10-C23-C24-C25

Continued on next page...

Continued from previous page...

Mol	Chain	Res	Type	Atoms
32	g	615	LHG	O10-C23-C24-C25
30	12	608	CHL	C2C-C3C-CAC-CBC
46	W	501	DGD	O1G-C1G-C2G-C3G
41	s	616	LMG	O7-C10-C11-C12
40	d	412	SQD	C24-C25-C26-C27
30	Y	607	CHL	C2A-CAA-CBA-CGA
30	y	607	CHL	C2A-CAA-CBA-CGA
31	1	602	CLA	C2A-CAA-CBA-CGA
31	r	602	CLA	C2A-CAA-CBA-CGA
31	c	506	CLA	C1-C2-C3-C5
31	c	512	CLA	C1-C2-C3-C5
30	G	601	CHL	C16-C17-C18-C20
30	g	601	CHL	C16-C17-C18-C20
31	3	611	CLA	C16-C17-C18-C20
31	3	612	CLA	C16-C17-C18-C19
31	C	508	CLA	C16-C17-C18-C20
31	c	508	CLA	C16-C17-C18-C20
30	12	607	CHL	CAA-CBA-CGA-O1A
31	1	611	CLA	CAA-CBA-CGA-O1A
31	d	404	CLA	CAA-CBA-CGA-O1A
32	d	408	LHG	O10-C23-C24-C25
40	A	408	SQD	O49-C7-C8-C9
43	r	620	LNL	C3-C4-C5-C6
32	A	411	LHG	C15-C16-C17-C18
32	L	102	LHG	C30-C31-C32-C33
31	C	506	CLA	C4-C3-C5-C6
31	s	605	CLA	CAA-CBA-CGA-O2A
32	11	615	LHG	O8-C23-C24-C25
31	Y	613	CLA	C13-C15-C16-C17
31	g	611	CLA	C10-C11-C12-C13
32	4	615	LHG	O9-C7-O7-C5
36	B	620	3PH	C2-C1-O11-P
41	C	520	LMG	C29-C30-C31-C32
31	C	511	CLA	CAA-CBA-CGA-O1A
31	D	404	CLA	CAA-CBA-CGA-O1A
31	c	511	CLA	CAA-CBA-CGA-O1A
32	6	616	LHG	O10-C23-C24-C25
32	D	409	LHG	O10-C23-C24-C25
40	a	409	SQD	O49-C7-C8-C9
46	c	519	DGD	O1B-C1B-C2B-C3B
30	n	606	CHL	C2-C3-C5-C6
31	r	612	CLA	O1A-CGA-O2A-C1

Continued on next page...

Continued from previous page...

Mol	Chain	Res	Type	Atoms
43	x	201	LNL	O1-C1-C2-C3
30	G	609	CHL	C2C-C3C-CAC-CBC
32	6	617	LHG	C3-O3-P-O5
32	14	615	LHG	C3-O3-P-O5
32	14	615	LHG	C4-O6-P-O4
32	C	521	LHG	C4-O6-P-O5
32	D	412	LHG	C4-O6-P-O5
32	G	615	LHG	C3-O3-P-O5
32	L	102	LHG	C3-O3-P-O5
32	R	621	LHG	C3-O3-P-O5
32	R	621	LHG	C4-O6-P-O4
32	R	619	LHG	C3-O3-P-O5
32	R	619	LHG	C4-O6-P-O5
32	S	621	LHG	C3-O3-P-O5
32	d	413	LHG	C4-O6-P-O5
32	g	615	LHG	C3-O3-P-O5
32	r	621	LHG	C3-O3-P-O5
32	r	621	LHG	C4-O6-P-O4
32	r	619	LHG	C3-O3-P-O5
32	s	621	LHG	C3-O3-P-O5
31	R	603	CLA	C16-C17-C18-C19
32	Y	618	LHG	C23-C24-C25-C26
31	N	602	CLA	C2C-C3C-CAC-CBC
32	L	102	LHG	C27-C28-C29-C30
32	Y	618	LHG	C31-C32-C33-C34
31	5	612	CLA	CAA-CBA-CGA-O1A
31	N	603	CLA	CAA-CBA-CGA-O1A
31	g	602	CLA	CAA-CBA-CGA-O1A
41	d	411	LMG	O10-C28-C29-C30
30	5	601	CHL	CAA-CBA-CGA-O2A
30	3	609	CHL	C13-C15-C16-C17
33	5	614	LUT	C5-C6-C7-C8
33	5	615	LUT	C5-C6-C7-C8
33	13	617	LUT	C5-C6-C7-C8
33	G	616	LUT	C5-C6-C7-C8
33	g	616	LUT	C5-C6-C7-C8
39	C	516	BCR	C23-C24-C25-C26
39	b	619	BCR	C23-C24-C25-C26
39	c	516	BCR	C23-C24-C25-C26
39	c	526	BCR	C5-C6-C7-C8
31	4	602	CLA	O1D-CGD-O2D-CED
31	B	613	CLA	O1D-CGD-O2D-CED

Continued on next page...

Continued from previous page...

Mol	Chain	Res	Type	Atoms
42	D	407	PL9	C44-C46-C47-C48
30	n	607	CHL	CAA-CBA-CGA-O1A
31	6	612	CLA	CAA-CBA-CGA-O1A
31	S	605	CLA	CAA-CBA-CGA-O1A
41	K	102	LMG	C12-C13-C14-C15
41	d	415	LMG	C35-C36-C37-C38
31	3	614	CLA	CAA-CBA-CGA-O2A
31	c	507	CLA	CAA-CBA-CGA-O2A
31	16	613	CLA	C4C-C3C-CAC-CBC
32	A	415	LHG	C26-C27-C28-C29
30	n	607	CHL	C16-C17-C18-C19
31	s	614	CLA	C16-C17-C18-C19
32	d	413	LHG	C17-C18-C19-C20
41	D	414	LMG	C35-C36-C37-C38
30	G	601	CHL	C2A-CAA-CBA-CGA
31	1	602	CLA	CAA-CBA-CGA-O1A
31	r	613	CLA	CAA-CBA-CGA-O1A
46	C	519	DGD	O1B-C1B-C2B-C3B
46	c	517	DGD	O1B-C1B-C2B-C3B
31	S	612	CLA	O1D-CGD-O2D-CED
30	g	609	CHL	C2C-C3C-CAC-CBC
44	b	622	STE	O1-C1-C2-C3
50	N	621	PAM	O2-C1-C2-C3
32	A	414	LHG	O8-C23-C24-C25
31	y	613	CLA	C13-C15-C16-C17
31	11	610	CLA	C1-C2-C3-C5
31	14	604	CLA	CAA-CBA-CGA-O1A
31	A	403	CLA	CAA-CBA-CGA-O1A
46	C	517	DGD	O1B-C1B-C2B-C3B
30	g	609	CHL	C4-C3-C5-C6
32	D	412	LHG	C12-C13-C14-C15
32	A	414	LHG	C11-C10-C9-C8
32	a	411	LHG	C10-C11-C12-C13
41	c	520	LMG	C29-C30-C31-C32
30	1	601	CHL	CAD-CBD-CGD-O1D
30	3	601	CHL	CAD-CBD-CGD-O1D
30	4	601	CHL	CAD-CBD-CGD-O1D
30	12	608	CHL	CAD-CBD-CGD-O1D
30	13	609	CHL	CAD-CBD-CGD-O1D
30	14	609	CHL	CAD-CBD-CGD-O1D
30	16	607	CHL	CAD-CBD-CGD-O1D
30	Y	601	CHL	CAD-CBD-CGD-O1D

Continued on next page...

Continued from previous page...

Mol	Chain	Res	Type	Atoms
30	y	601	CHL	CAD-CBD-CGD-O1D
31	4	611	CLA	CAD-CBD-CGD-O1D
31	15	604	CLA	CAD-CBD-CGD-O1D
31	B	608	CLA	CAD-CBD-CGD-O1D
31	C	506	CLA	CAD-CBD-CGD-O1D
31	G	604	CLA	CAD-CBD-CGD-O1D
31	b	608	CLA	CAD-CBD-CGD-O1D
31	n	614	CLA	CAD-CBD-CGD-O1D
31	s	611	CLA	CAD-CBD-CGD-O1D
40	D	411	SQD	O5-C5-C6-S
40	d	412	SQD	O5-C5-C6-S
40	d	414	SQD	C5-C6-S-O9
32	S	617	LHG	O9-C7-C8-C9
32	d	409	LHG	O10-C23-C24-C25
41	v	101	LMG	O9-C10-C11-C12
31	3	612	CLA	CAA-CBA-CGA-O2A
31	N	613	CLA	CAA-CBA-CGA-O2A
31	s	602	CLA	CAA-CBA-CGA-O2A
32	13	616	LHG	O7-C7-C8-C9
41	J	102	LMG	O7-C10-C11-C12
41	j	102	LMG	O7-C10-C11-C12
31	R	602	CLA	C15-C16-C17-C18
31	B	613	CLA	C11-C12-C13-C14
31	C	510	CLA	C14-C13-C15-C16
31	y	610	CLA	C6-C7-C8-C9
32	d	408	LHG	O1-C1-C2-O2
30	N	607	CHL	C10-C11-C12-C13
31	14	604	CLA	C5-C6-C7-C8
31	d	402	CLA	CAA-CBA-CGA-O1A
41	D	410	LMG	O9-C10-C11-C12
32	3	617	LHG	C14-C15-C16-C17
32	Y	618	LHG	C28-C29-C30-C31
30	4	601	CHL	C3-C5-C6-C7
43	X	201	LNL	C15-C16-C17-C18
43	c	523	LNL	C7-C8-C9-C10
30	6	606	CHL	CAA-CBA-CGA-O2A
30	y	606	CHL	CAA-CBA-CGA-O2A
31	D	405	CLA	CAA-CBA-CGA-O2A
31	g	603	CLA	CAA-CBA-CGA-O2A
32	Y	617	LHG	O8-C23-C24-C25
32	n	616	LHG	C19-C20-C21-C22
32	y	617	LHG	C25-C26-C27-C28

Continued on next page...

Continued from previous page...

Mol	Chain	Res	Type	Atoms
31	b	607	CLA	C13-C15-C16-C17
41	J	102	LMG	C32-C33-C34-C35
32	a	414	LHG	C27-C28-C29-C30
38	A	405	PHO	C13-C15-C16-C17
31	3	612	CLA	C2A-CAA-CBA-CGA
31	16	612	CLA	C2A-CAA-CBA-CGA
31	B	610	CLA	C2A-CAA-CBA-CGA
31	b	610	CLA	C2A-CAA-CBA-CGA
41	v	101	LMG	C12-C13-C14-C15
30	2	608	CHL	CAA-CBA-CGA-O2A
30	11	605	CHL	CAA-CBA-CGA-O2A
30	16	601	CHL	CAA-CBA-CGA-O2A
31	2	613	CLA	CAA-CBA-CGA-O2A
31	G	603	CLA	CAA-CBA-CGA-O2A
32	n	616	LHG	O7-C7-C8-C9
32	L	102	LHG	C1-C2-C3-O3
31	B	606	CLA	C8-C10-C11-C12
46	c	519	DGD	C5B-C6B-C7B-C8B
31	c	510	CLA	CAA-CBA-CGA-O1A
30	16	609	CHL	C4-C3-C5-C6
31	S	604	CLA	C4-C3-C5-C6
32	A	411	LHG	C27-C28-C29-C30
46	W	501	DGD	CEB-CFB-CGB-CHB
30	2	609	CHL	C11-C10-C8-C7
30	2	609	CHL	C11-C12-C13-C15
30	3	605	CHL	C11-C10-C8-C7
30	6	605	CHL	C6-C7-C8-C10
30	14	601	CHL	C11-C12-C13-C15
30	16	606	CHL	C6-C7-C8-C10
30	N	609	CHL	C12-C13-C15-C16
30	Y	607	CHL	C6-C7-C8-C10
30	g	601	CHL	C12-C13-C15-C16
30	r	605	CHL	C3A-C2A-CAA-CBA
31	1	604	CLA	C3A-C2A-CAA-CBA
31	2	613	CLA	C3A-C2A-CAA-CBA
31	4	613	CLA	C3A-C2A-CAA-CBA
31	12	611	CLA	C3A-C2A-CAA-CBA
31	15	611	CLA	C3A-C2A-CAA-CBA
31	16	611	CLA	C11-C12-C13-C15
31	C	514	CLA	C3A-C2A-CAA-CBA
31	R	603	CLA	C6-C7-C8-C10
31	R	609	CLA	C11-C10-C8-C7

Continued on next page...

Continued from previous page...

Mol	Chain	Res	Type	Atoms
31	S	609	CLA	C2-C3-C5-C6
31	S	611	CLA	C6-C7-C8-C10
31	S	614	CLA	C11-C10-C8-C7
31	Y	615	CLA	C3A-C2A-CAA-CBA
31	b	609	CLA	C11-C12-C13-C15
31	c	514	CLA	C3A-C2A-CAA-CBA
31	g	613	CLA	C12-C13-C15-C16
31	r	609	CLA	C2-C3-C5-C6
31	r	613	CLA	C6-C7-C8-C10
31	s	603	CLA	C3A-C2A-CAA-CBA
31	y	613	CLA	C3A-C2A-CAA-CBA
30	3	607	CHL	CAA-CBA-CGA-O1A
30	6	607	CHL	CAA-CBA-CGA-O1A
30	s	606	CHL	CAA-CBA-CGA-O1A
31	n	603	CLA	CAA-CBA-CGA-O1A
32	11	615	LHG	O10-C23-C24-C25
43	X	201	LNL	O2-C1-C2-C3
30	Y	607	CHL	CAA-CBA-CGA-O2A
30	y	607	CHL	CAA-CBA-CGA-O2A
31	1	602	CLA	CAA-CBA-CGA-O2A
31	6	602	CLA	CAA-CBA-CGA-O2A
31	d	405	CLA	CAA-CBA-CGA-O2A
31	g	610	CLA	CAA-CBA-CGA-O2A
31	n	610	CLA	CAA-CBA-CGA-O2A
32	a	413	LHG	O8-C23-C24-C25
32	r	618	LHG	O8-C23-C24-C25
41	d	410	LMG	O7-C10-C11-C12
30	3	606	CHL	CAA-CBA-CGA-O1A
30	16	601	CHL	CAA-CBA-CGA-O1A
30	R	606	CHL	CAA-CBA-CGA-O1A
30	S	606	CHL	CAA-CBA-CGA-O1A
30	g	609	CHL	CAA-CBA-CGA-O1A
31	C	507	CLA	CAA-CBA-CGA-O1A
32	1	615	LHG	C24-C25-C26-C27
32	A	414	LHG	C10-C11-C12-C13
41	d	410	LMG	C30-C31-C32-C33
31	s	611	CLA	C16-C17-C18-C20
31	b	606	CLA	CAA-CBA-CGA-O2A
32	14	615	LHG	O7-C7-C8-C9
32	14	615	LHG	O8-C23-C24-C25
32	n	616	LHG	O8-C23-C24-C25
41	j	102	LMG	C32-C33-C34-C35

Continued on next page...

Continued from previous page...

Mol	Chain	Res	Type	Atoms
38	a	405	PHO	C13-C15-C16-C17
30	16	607	CHL	CAA-CBA-CGA-O1A
30	G	608	CHL	CAA-CBA-CGA-O1A
30	r	606	CHL	CAA-CBA-CGA-O1A
31	4	602	CLA	CAA-CBA-CGA-O1A
31	16	602	CLA	CAA-CBA-CGA-O1A
31	R	613	CLA	CAA-CBA-CGA-O1A
32	y	617	LHG	O10-C23-C24-C25
41	s	616	LMG	O9-C10-C11-C12
31	1	603	CLA	CBD-CGD-O2D-CED
30	2	605	CHL	CAA-CBA-CGA-O1A
31	B	616	CLA	C5-C6-C7-C8
31	y	603	CLA	C5-C6-C7-C8
30	1	606	CHL	C4C-C3C-CAC-CBC
32	11	615	LHG	C9-C10-C11-C12
30	4	609	CHL	CAA-CBA-CGA-O2A
30	14	605	CHL	CAA-CBA-CGA-O2A
32	3	617	LHG	O7-C7-C8-C9
30	3	609	CHL	C2C-C3C-CAC-CBC
32	3	617	LHG	C32-C33-C34-C35
32	6	617	LHG	C11-C12-C13-C14
31	c	511	CLA	C8-C10-C11-C12
31	R	602	CLA	C2A-CAA-CBA-CGA
31	R	604	CLA	C2A-CAA-CBA-CGA
31	r	604	CLA	C2A-CAA-CBA-CGA
31	y	611	CLA	C2A-CAA-CBA-CGA
31	g	613	CLA	C16-C17-C18-C20
30	12	608	CHL	C4C-C3C-CAC-CBC
30	15	608	CHL	C4C-C3C-CAC-CBC
32	D	408	LHG	C29-C30-C31-C32
43	C	523	LNL	C7-C8-C9-C10
31	B	608	CLA	C13-C15-C16-C17
31	s	604	CLA	C13-C15-C16-C17
40	D	411	SQD	C23-C24-C25-C26
31	B	613	CLA	CAA-CBA-CGA-O1A
32	13	616	LHG	O9-C7-C8-C9
30	6	609	CHL	C4C-C3C-CAC-CBC
32	D	412	LHG	C26-C27-C28-C29
31	14	610	CLA	CAA-CBA-CGA-O2A
32	y	618	LHG	O8-C23-C24-C25
32	y	616	LHG	O8-C23-C24-C25
40	D	411	SQD	O48-C23-C24-C25

Continued on next page...

Continued from previous page...

Mol	Chain	Res	Type	Atoms
41	A	409	LMG	O7-C10-C11-C12

There are no ring outliers.

521 monomers are involved in 1093 short contacts:

Mol	Chain	Res	Type	Clashes	Symm-Clashes
30	n	607	CHL	8	0
31	c	505	CLA	2	0
31	B	612	CLA	4	0
32	y	618	LHG	2	0
31	b	609	CLA	2	0
31	C	503	CLA	1	0
40	d	412	SQD	3	0
32	N	616	LHG	2	0
33	Y	622	LUT	1	0
30	y	601	CHL	3	0
31	12	612	CLA	27	0
30	R	605	CHL	3	0
31	C	502	CLA	3	0
31	3	604	CLA	1	0
43	y	621	LNL	1	0
31	C	505	CLA	3	0
31	b	607	CLA	3	0
30	3	609	CHL	1	0
30	s	606	CHL	7	0
31	15	603	CLA	12	0
31	S	604	CLA	4	0
30	n	608	CHL	2	0
31	N	604	CLA	3	0
38	a	406	PHO	1	0
35	3	620	XAT	3	0
31	d	405	CLA	2	0
31	r	602	CLA	5	0
35	r	616	XAT	1	0
31	4	604	CLA	2	0
30	4	605	CHL	1	0
31	b	614	CLA	2	0
32	G	615	LHG	2	0
30	N	608	CHL	4	0
30	y	605	CHL	2	0
31	3	613	CLA	1	0
30	14	609	CHL	2	0

Continued on next page...

Continued from previous page...

Mol	Chain	Res	Type	Clashes	Symm-Clashes
39	A	407	BCR	2	0
30	16	609	CHL	1	0
38	D	402	PHO	4	0
31	13	611	CLA	1	0
31	d	402	CLA	5	0
31	13	615	CLA	1	0
33	g	616	LUT	3	0
30	12	606	CHL	1	0
30	2	605	CHL	1	0
33	5	614	LUT	2	0
42	a	410	PL9	4	0
32	s	621	LHG	4	0
31	11	610	CLA	3	0
33	n	617	LUT	7	0
31	r	603	CLA	3	0
30	3	601	CHL	1	0
31	14	612	CLA	3	0
31	c	508	CLA	1	0
34	R	617	NEX	1	0
34	S	620	NEX	1	0
31	y	610	CLA	2	0
39	H	103	BCR	3	0
30	6	606	CHL	1	0
30	y	609	CHL	1	0
31	b	611	CLA	3	0
33	y	622	LUT	4	0
31	B	604	CLA	3	0
31	S	615	CLA	1	0
30	6	608	CHL	4	0
36	b	623	3PH	1	0
30	r	605	CHL	2	0
31	r	601	CLA	2	0
31	s	612	CLA	2	0
32	4	615	LHG	2	0
31	B	613	CLA	3	0
32	A	413	LHG	2	0
30	11	609	CHL	2	0
31	15	612	CLA	8	0
33	s	619	LUT	3	0
31	B	603	CLA	1	0
30	g	605	CHL	1	0
31	n	612	CLA	2	0

Continued on next page...

Continued from previous page...

Mol	Chain	Res	Type	Clashes	Symm-Clashes
31	n	613	CLA	4	0
31	c	514	CLA	3	0
31	1	602	CLA	2	0
31	14	610	CLA	5	0
31	2	612	CLA	1	0
30	13	607	CHL	3	0
32	S	621	LHG	3	0
31	b	612	CLA	4	0
41	b	620	LMG	1	0
46	C	518	DGD	6	0
31	5	611	CLA	2	0
31	b	613	CLA	3	0
31	4	602	CLA	1	0
43	Y	620	LNL	1	0
31	A	406	CLA	1	0
31	B	608	CLA	1	0
30	6	609	CHL	1	0
33	3	618	LUT	2	0
30	Y	606	CHL	4	0
30	15	606	CHL	1	0
31	14	602	CLA	7	0
30	4	607	CHL	2	0
50	n	620	PAM	1	0
31	c	510	CLA	1	0
31	g	602	CLA	1	0
30	N	605	CHL	2	0
31	1	613	CLA	1	0
30	n	605	CHL	3	0
31	1	603	CLA	2	0
31	n	604	CLA	2	0
31	12	611	CLA	5	0
30	G	608	CHL	4	0
31	B	615	CLA	3	0
33	13	617	LUT	2	0
32	D	409	LHG	2	0
31	n	611	CLA	3	0
31	13	614	CLA	4	0
31	2	604	CLA	3	0
31	S	603	CLA	2	0
31	b	604	CLA	4	0
31	b	601	CLA	2	0
31	s	602	CLA	2	0

Continued on next page...

Continued from previous page...

Mol	Chain	Res	Type	Clashes	Symm-Clashes
32	13	616	LHG	3	0
43	x	201	LNL	1	0
32	R	619	LHG	4	0
30	Y	601	CHL	1	0
31	C	512	CLA	4	0
33	4	617	LUT	2	0
33	s	618	LUT	7	0
31	15	602	CLA	6	0
31	16	603	CLA	5	0
32	3	617	LHG	2	0
30	R	607	CHL	2	0
31	g	603	CLA	2	0
41	C	520	LMG	1	0
30	1	601	CHL	3	0
30	1	608	CHL	4	0
41	D	414	LMG	1	0
31	16	602	CLA	3	0
31	B	616	CLA	2	0
30	r	607	CHL	1	0
39	B	617	BCR	3	0
33	16	618	LUT	4	0
41	J	102	LMG	5	0
31	Y	613	CLA	3	0
31	r	608	CLA	3	0
46	c	519	DGD	3	0
31	11	602	CLA	5	0
31	13	610	CLA	3	0
30	13	606	CHL	2	0
39	B	619	BCR	1	0
31	1	610	CLA	8	0
31	R	609	CLA	1	0
31	a	403	CLA	5	0
32	r	619	LHG	4	0
30	g	601	CHL	1	0
31	A	404	CLA	1	0
30	12	608	CHL	1	0
30	N	609	CHL	1	0
39	D	406	BCR	2	0
41	c	520	LMG	1	0
31	c	513	CLA	2	0
32	6	617	LHG	3	0
31	c	511	CLA	1	0

Continued on next page...

Continued from previous page...

Mol	Chain	Res	Type	Clashes	Symm-Clashes
30	4	606	CHL	4	0
31	N	610	CLA	3	0
43	W	502	LNL	1	0
30	1	607	CHL	3	0
30	3	608	CHL	1	0
46	c	517	DGD	2	0
34	N	619	NEX	1	0
31	r	611	CLA	2	0
32	l	102	LHG	4	0
31	C	504	CLA	4	0
31	5	604	CLA	2	0
43	W	503	LNL	1	0
31	S	614	CLA	2	0
33	S	618	LUT	4	0
49	F	101	HEM	2	0
31	Y	615	CLA	2	0
31	S	612	CLA	2	0
30	5	608	CHL	3	0
31	11	604	CLA	2	0
30	5	605	CHL	2	0
32	11	615	LHG	3	0
33	S	619	LUT	4	0
46	C	519	DGD	3	0
31	R	601	CLA	1	0
33	n	618	LUT	1	0
33	3	619	LUT	1	0
30	15	605	CHL	3	0
31	N	611	CLA	1	0
30	11	601	CHL	1	0
31	b	616	CLA	3	0
35	6	620	XAT	4	0
41	K	102	LMG	3	0
32	r	621	LHG	4	0
41	D	410	LMG	1	0
39	b	618	BCR	1	0
31	13	613	CLA	2	0
34	12	616	NEX	2	0
30	11	608	CHL	3	0
31	r	609	CLA	4	0
31	g	610	CLA	2	0
33	R	615	LUT	1	0
30	g	606	CHL	2	0

Continued on next page...

Continued from previous page...

Mol	Chain	Res	Type	Clashes	Symm-Clashes
41	d	415	LMG	1	0
30	16	601	CHL	2	0
31	R	608	CLA	2	0
36	B	624	3PH	2	0
39	b	619	BCR	1	0
31	S	611	CLA	3	0
39	h	102	BCR	4	0
31	r	614	CLA	3	0
33	15	615	LUT	4	0
31	Y	603	CLA	1	0
31	16	613	CLA	3	0
49	f	101	HEM	2	0
30	6	605	CHL	5	0
31	G	610	CLA	4	0
30	13	601	CHL	2	0
31	D	405	CLA	2	0
31	R	614	CLA	2	0
34	s	620	NEX	1	0
43	c	523	LNL	1	0
31	S	602	CLA	1	0
33	2	615	LUT	4	0
39	B	618	BCR	3	0
33	G	616	LUT	3	0
33	5	615	LUT	1	0
31	5	610	CLA	3	0
32	s	617	LHG	3	0
30	G	607	CHL	2	0
31	b	610	CLA	6	0
43	h	101	LNL	2	0
31	s	610	CLA	3	0
31	12	609	CLA	13	0
39	J	101	BCR	3	0
32	r	618	LHG	3	0
30	G	605	CHL	1	0
33	N	618	LUT	1	0
41	s	616	LMG	2	0
30	n	609	CHL	1	0
30	5	607	CHL	1	0
30	11	607	CHL	1	0
31	c	512	CLA	3	0
31	14	611	CLA	3	0
41	d	411	LMG	2	0

Continued on next page...

Continued from previous page...

Mol	Chain	Res	Type	Clashes	Symm-Clashes
33	14	616	LUT	4	0
35	R	616	XAT	2	0
31	4	612	CLA	1	0
30	s	607	CHL	1	0
31	r	610	CLA	4	0
31	r	612	CLA	1	0
41	A	409	LMG	1	0
31	R	603	CLA	6	0
33	11	616	LUT	5	0
33	12	614	LUT	33	0
36	8	201	3PH	2	0
33	1	617	LUT	2	0
33	r	615	LUT	4	0
34	n	619	NEX	1	0
31	N	602	CLA	2	0
39	c	515	BCR	1	0
32	A	411	LHG	2	0
41	d	410	LMG	1	0
34	Y	623	NEX	1	0
31	3	602	CLA	2	0
31	n	614	CLA	1	0
30	14	608	CHL	1	0
43	C	523	LNL	1	0
32	1	615	LHG	1	0
33	2	614	LUT	5	0
41	B	621	LMG	2	0
39	j	101	BCR	3	0
30	16	607	CHL	2	0
31	c	509	CLA	2	0
31	3	614	CLA	3	0
42	D	407	PL9	2	0
32	d	413	LHG	1	0
31	12	603	CLA	3	0
31	B	601	CLA	2	0
32	6	616	LHG	2	0
30	4	609	CHL	4	0
31	B	606	CLA	3	0
31	6	610	CLA	4	0
30	r	606	CHL	3	0
34	G	618	NEX	1	0
31	C	509	CLA	2	0
31	16	610	CLA	3	0

Continued on next page...

Continued from previous page...

Mol	Chain	Res	Type	Clashes	Symm-Clashes
32	L	102	LHG	4	0
31	C	511	CLA	2	0
30	14	607	CHL	1	0
31	16	615	CLA	4	0
34	3	621	NEX	3	0
30	G	606	CHL	1	0
31	11	611	CLA	1	0
30	g	607	CHL	2	0
30	2	609	CHL	7	0
44	B	623	STE	1	0
31	s	609	CLA	2	0
43	X	201	LNL	1	0
30	3	605	CHL	4	0
41	b	621	LMG	1	0
31	r	613	CLA	2	0
43	y	619	LNL	3	0
36	B	620	3PH	5	0
40	l	101	SQD	2	0
41	c	522	LMG	1	0
30	Y	609	CHL	1	0
30	N	601	CHL	1	0
30	N	606	CHL	3	0
31	B	602	CLA	3	0
42	d	407	PL9	2	0
30	5	609	CHL	2	0
32	a	414	LHG	3	0
31	4	603	CLA	1	0
39	b	617	BCR	3	0
31	s	614	CLA	1	0
43	H	101	LNL	4	0
32	c	521	LHG	3	0
30	4	601	CHL	4	0
31	R	610	CLA	2	0
41	C	522	LMG	1	0
31	2	610	CLA	2	0
31	12	604	CLA	5	0
31	b	608	CLA	1	0
32	C	521	LHG	4	0
32	D	408	LHG	3	0
33	15	614	LUT	9	0
31	S	610	CLA	4	0
30	S	606	CHL	4	0

Continued on next page...

Continued from previous page...

Mol	Chain	Res	Type	Clashes	Symm-Clashes
30	1	606	CHL	2	0
31	12	602	CLA	7	0
31	c	507	CLA	3	0
31	Y	612	CLA	4	0
41	j	102	LMG	5	0
31	R	602	CLA	5	0
31	2	602	CLA	2	0
40	D	411	SQD	2	0
31	C	507	CLA	1	0
32	d	408	LHG	3	0
31	b	602	CLA	4	0
31	b	606	CLA	1	0
30	g	608	CHL	4	0
33	11	617	LUT	2	0
31	N	613	CLA	2	0
31	n	603	CLA	1	0
30	3	606	CHL	2	0
31	G	611	CLA	1	0
30	13	609	CHL	4	0
31	n	602	CLA	4	0
31	3	610	CLA	2	0
46	C	517	DGD	2	0
31	16	611	CLA	2	0
39	d	406	BCR	1	0
31	c	502	CLA	4	0
30	12	605	CHL	4	0
31	A	403	CLA	3	0
30	14	601	CHL	3	0
46	W	501	DGD	4	0
42	A	410	PL9	2	0
43	w	503	LNL	1	0
33	y	623	LUT	2	0
31	C	510	CLA	1	0
32	a	413	LHG	2	0
31	4	610	CLA	3	0
33	1	616	LUT	4	0
32	a	401	LHG	2	0
30	3	607	CHL	3	0
31	c	506	CLA	4	0
30	6	607	CHL	5	0
31	b	605	CLA	4	0
31	c	504	CLA	3	0

Continued on next page...

Continued from previous page...

Mol	Chain	Res	Type	Clashes	Symm-Clashes
34	6	621	NEX	4	0
31	1	604	CLA	3	0
33	6	618	LUT	3	0
31	11	612	CLA	3	0
31	N	615	CLA	1	0
31	G	604	CLA	2	0
31	C	506	CLA	3	0
31	Y	602	CLA	5	0
31	13	604	CLA	1	0
32	Y	618	LHG	4	0
32	A	415	LHG	2	0
33	12	615	LUT	2	0
33	Y	621	LUT	3	0
46	c	518	DGD	5	0
33	4	616	LUT	5	0
31	1	612	CLA	1	0
31	Y	614	CLA	2	0
31	y	603	CLA	1	0
31	d	404	CLA	3	0
31	6	603	CLA	1	0
32	14	615	LHG	3	0
31	B	610	CLA	4	0
33	16	617	LUT	2	0
32	g	615	LHG	5	0
32	3	616	LHG	1	0
50	N	621	PAM	1	0
31	16	614	CLA	2	0
31	G	613	CLA	1	0
31	14	613	CLA	3	0
46	w	502	DGD	2	0
31	g	613	CLA	3	0
31	S	609	CLA	1	0
39	c	526	BCR	3	0
32	R	621	LHG	3	0
30	11	606	CHL	1	0
30	1	605	CHL	1	0
31	15	604	CLA	7	0
33	14	617	LUT	1	0
31	R	613	CLA	3	0
31	n	610	CLA	4	0
34	r	617	NEX	1	0
30	n	606	CHL	2	0

Continued on next page...

Continued from previous page...

Mol	Chain	Res	Type	Clashes	Symm-Clashes
39	C	526	BCR	3	0
31	1	611	CLA	1	0
31	s	613	CLA	1	0
31	C	513	CLA	1	0
40	L	101	SQD	3	0
31	13	602	CLA	5	0
31	15	613	CLA	4	0
30	12	607	CHL	2	0
31	14	604	CLA	1	0
33	6	619	LUT	1	0
36	T	101	3PH	4	0
31	s	603	CLA	1	0
31	g	604	CLA	2	0
30	16	606	CHL	1	0
31	y	613	CLA	5	0
31	c	503	CLA	2	0
31	s	611	CLA	4	0
30	16	608	CHL	2	0
41	B	622	LMG	1	0
39	C	515	BCR	2	0
33	13	618	LUT	1	0
30	Y	605	CHL	1	0
30	1	609	CHL	2	0
30	Y	607	CHL	4	0
31	2	613	CLA	4	0
31	y	614	CLA	2	0
31	5	613	CLA	3	0
31	11	613	CLA	3	0
32	y	616	LHG	5	0
36	7	201	3PH	1	0
31	6	614	CLA	1	0
30	14	606	CHL	1	0
31	B	605	CLA	2	0
31	C	514	CLA	2	0
31	G	602	CLA	2	0
32	S	617	LHG	4	0
31	B	611	CLA	1	0
31	b	615	CLA	4	0
30	s	608	CHL	5	0
31	5	603	CLA	2	0
31	11	603	CLA	4	0
31	s	615	CLA	2	0

Continued on next page...

Continued from previous page...

Mol	Chain	Res	Type	Clashes	Symm-Clashes
31	6	613	CLA	3	0
41	v	101	LMG	1	0
31	Y	610	CLA	2	0
30	R	606	CHL	7	0
30	15	608	CHL	10	0
31	5	602	CLA	2	0
40	d	414	SQD	4	0
31	y	615	CLA	2	0
35	G	619	XAT	1	0
30	g	609	CHL	3	0
30	13	605	CHL	2	0
31	n	615	CLA	2	0
34	15	616	NEX	3	0
30	S	608	CHL	4	0
32	Y	616	LHG	5	0
41	S	616	LMG	3	0
31	6	604	CLA	1	0
31	y	612	CLA	5	0
31	6	615	CLA	3	0
31	y	611	CLA	4	0
31	16	604	CLA	1	0
32	a	411	LHG	1	0
31	6	611	CLA	1	0
31	13	603	CLA	8	0
31	B	609	CLA	2	0
32	n	616	LHG	5	0
35	14	619	XAT	1	0
31	3	612	CLA	3	0
35	g	619	XAT	2	0
30	15	607	CHL	2	0
33	g	617	LUT	1	0
31	2	603	CLA	5	0
30	2	608	CHL	5	0
31	14	603	CLA	6	0
30	G	609	CHL	2	0
41	w	501	LMG	3	0
31	s	604	CLA	9	0
30	y	607	CHL	4	0
30	13	608	CHL	2	0
31	R	604	CLA	1	0
32	16	616	LHG	3	0
43	Y	619	LNL	1	0

Continued on next page...

Continued from previous page...

Mol	Chain	Res	Type	Clashes	Symm-Clashes
31	D	404	CLA	4	0
31	4	613	CLA	2	0
30	N	607	CHL	8	0
31	A	402	CLA	4	0
30	4	608	CHL	5	0
31	B	607	CLA	1	0
32	R	618	LHG	2	0
30	16	605	CHL	3	0
31	R	612	CLA	1	0
32	A	414	LHG	5	0
33	N	617	LUT	5	0
30	S	607	CHL	1	0
31	Y	611	CLA	4	0
31	15	611	CLA	4	0
39	a	408	BCR	1	0
35	11	619	XAT	1	0
31	S	613	CLA	1	0
32	d	409	LHG	1	0
31	y	602	CLA	2	0
30	11	605	CHL	1	0
30	G	601	CHL	1	0
31	B	614	CLA	2	0
30	n	601	CHL	2	0

The following is a two-dimensional graphical depiction of Mogul quality analysis of bond lengths, bond angles, torsion angles, and ring geometry for all instances of the Ligand of Interest. In addition, ligands with molecular weight > 250 and outliers as shown on the validation Tables will also be included. For torsion angles, if less then 5% of the Mogul distribution of torsion angles is within 10 degrees of the torsion angle in question, then that torsion angle is considered an outlier. Any bond that is central to one or more torsion angles identified as an outlier by Mogul will be highlighted in the graph. For rings, the root-mean-square deviation (RMSD) between the ring in question and similar rings identified by Mogul is calculated over all ring torsion angles. If the average RMSD is greater than 60 degrees and the minimal RMSD between the ring in question and any Mogul-identified rings is also greater than 60 degrees, then that ring is considered an outlier. The outliers are highlighted in purple. The color gray indicates Mogul did not find sufficient equivalents in the CSD to analyse the geometry.

Ligand CHL n 607

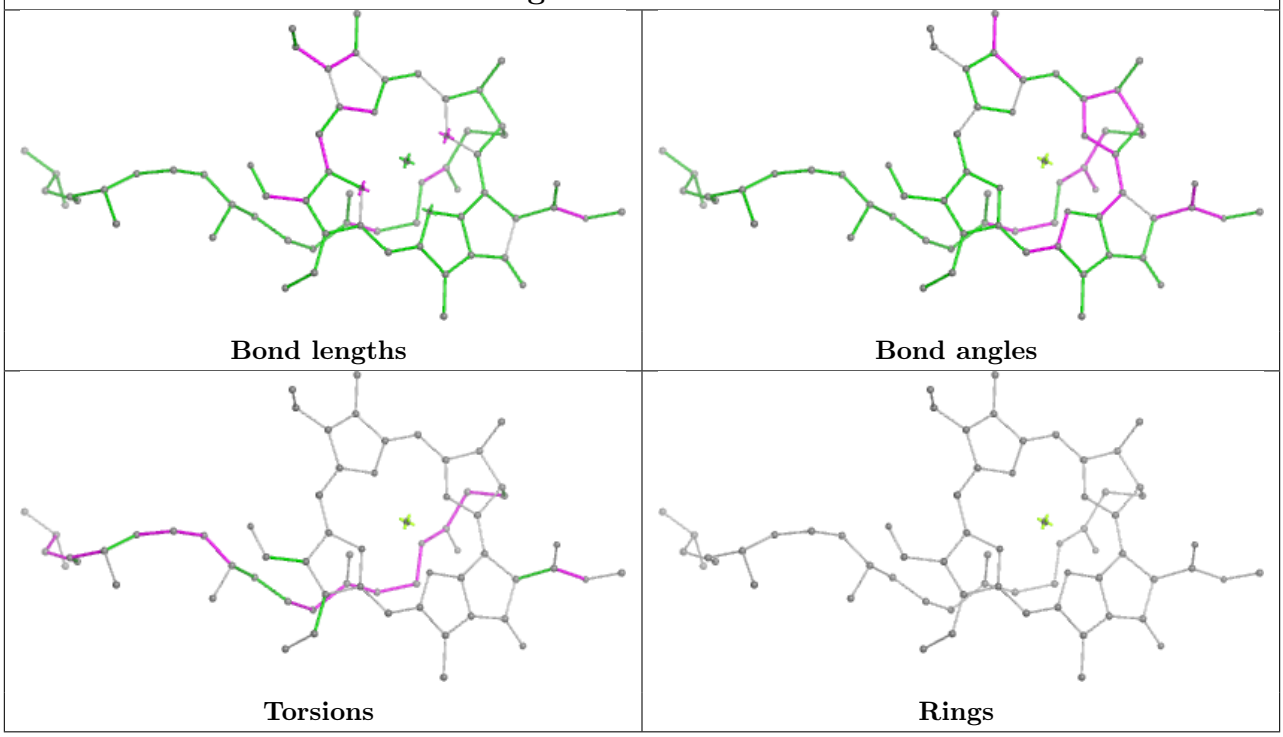

Ligand CLA c 505

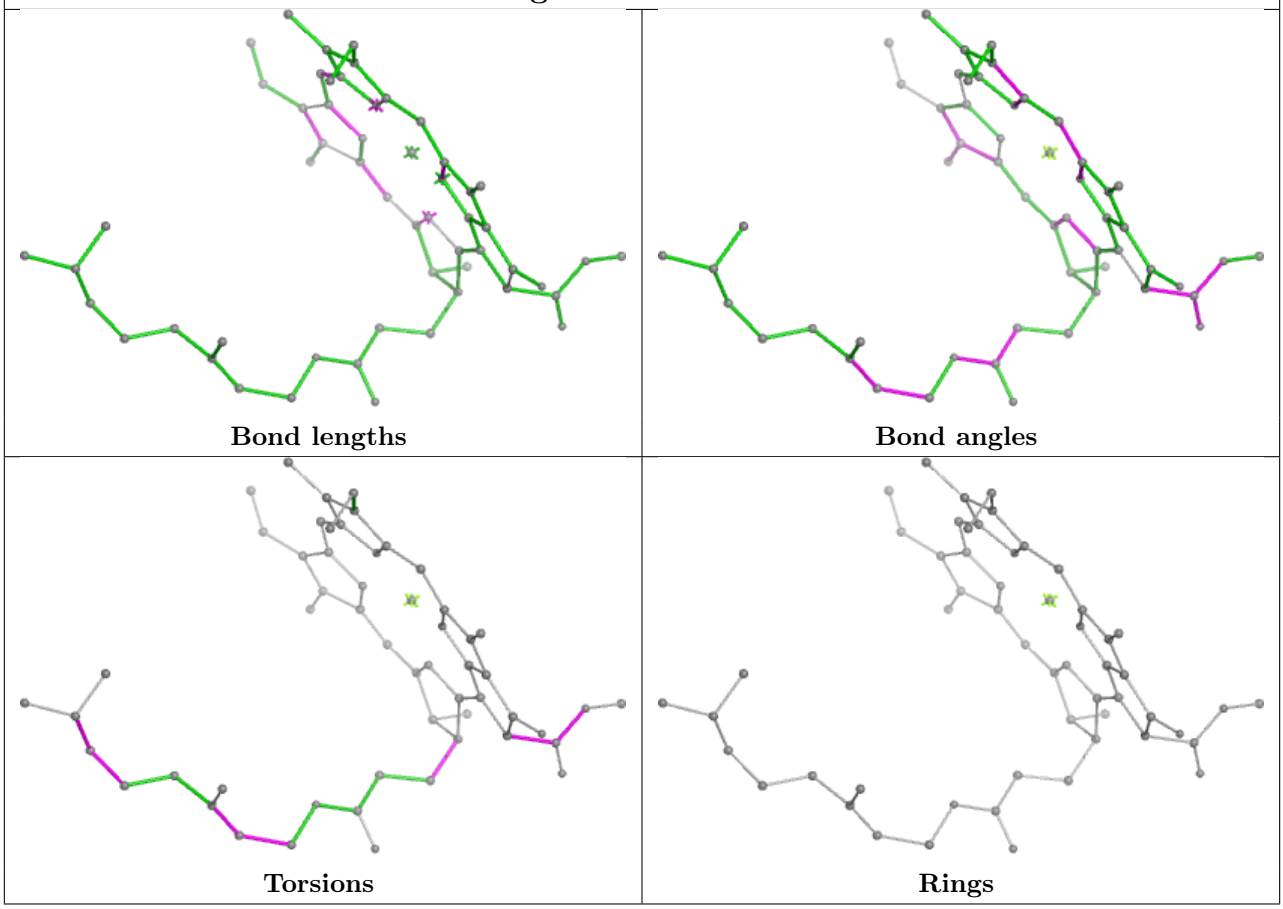

Ligand CLA B 612

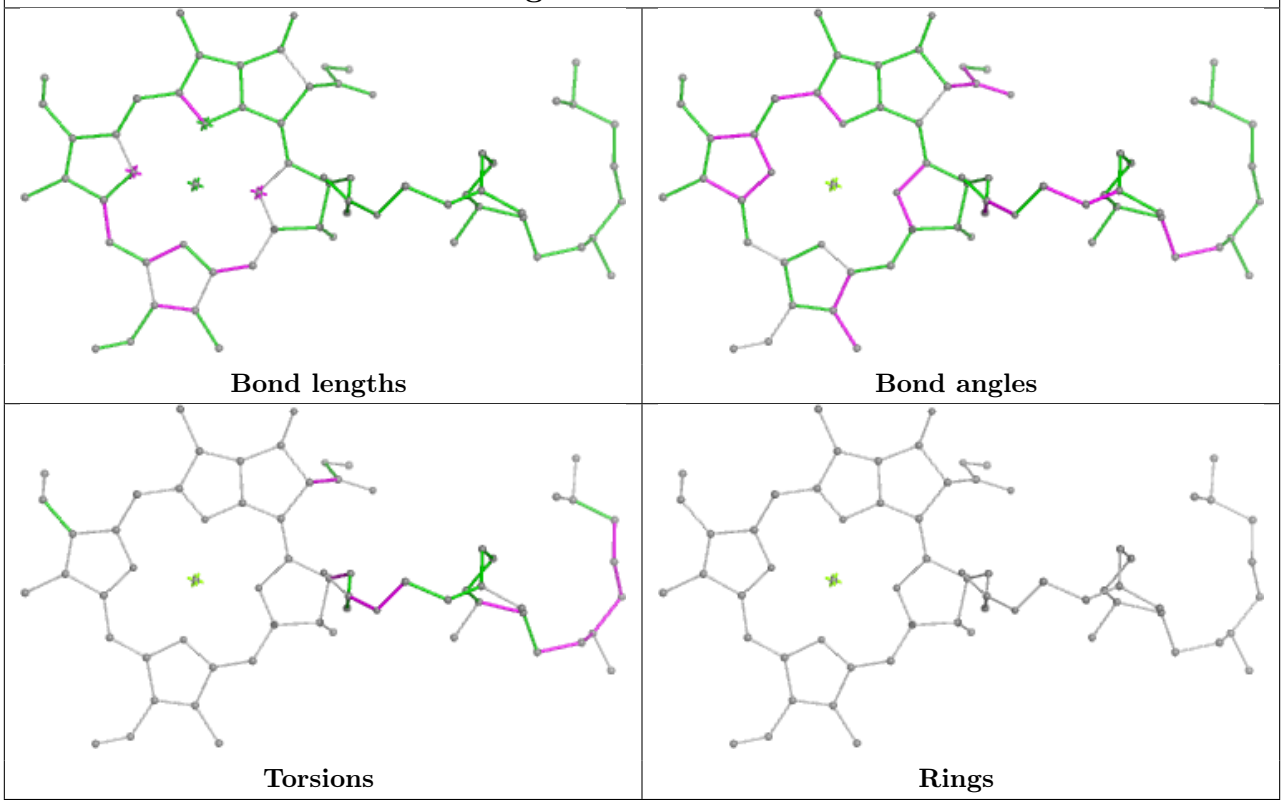

Ligand LHG y 618

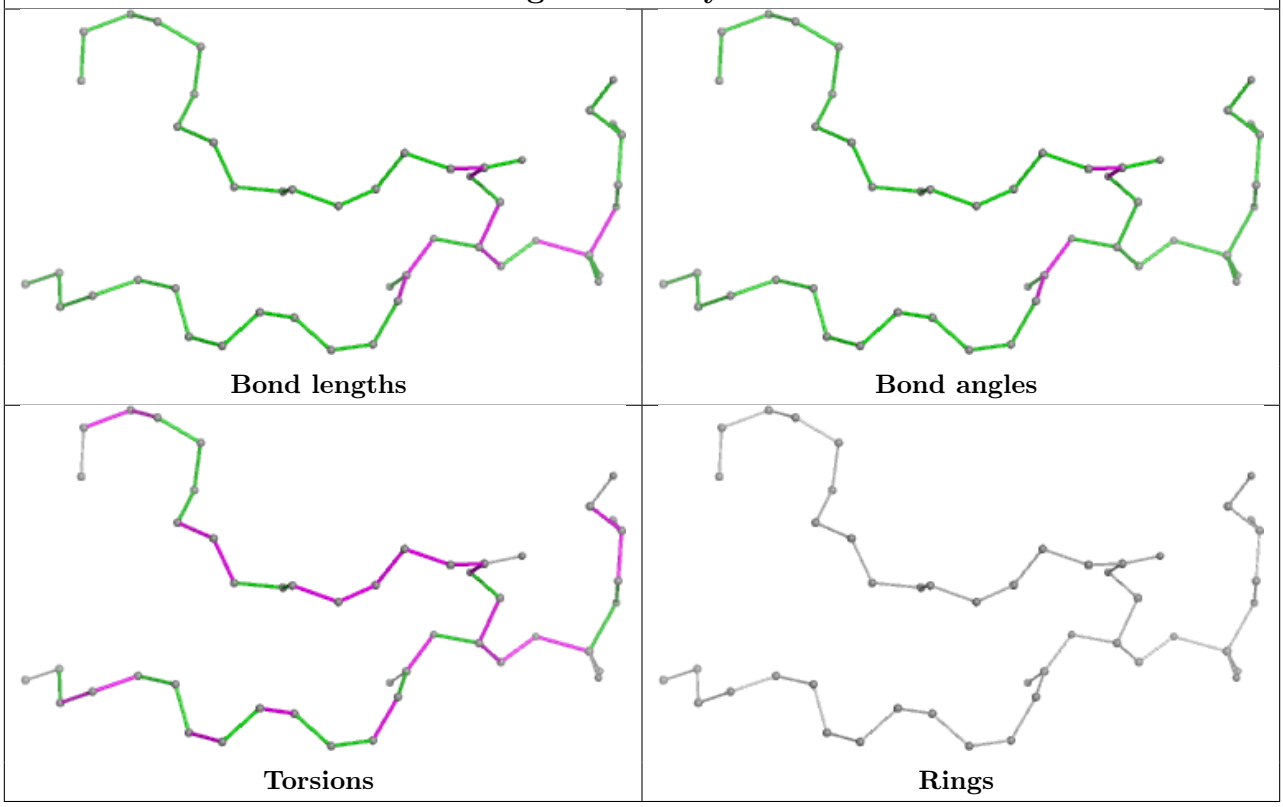

Ligand CLA b 609

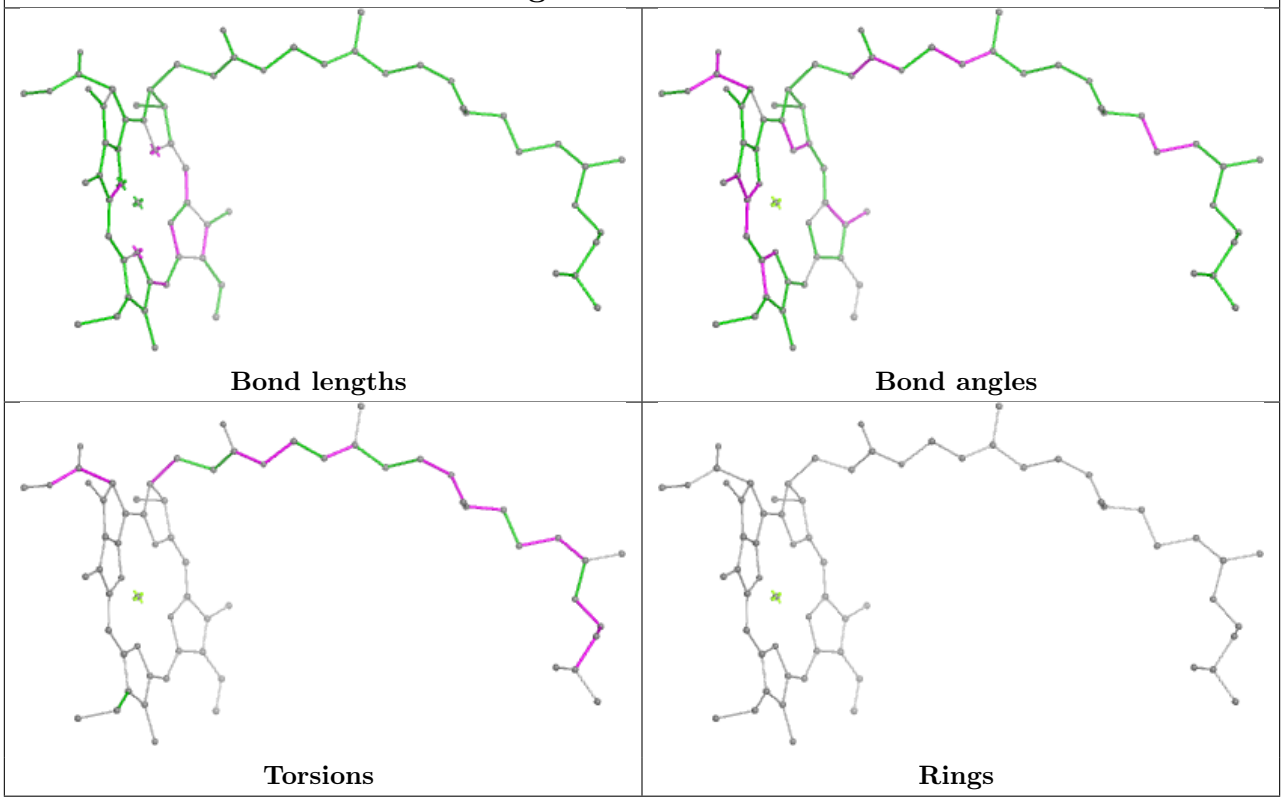

Ligand CLA C 503



Ligand SQD d 412

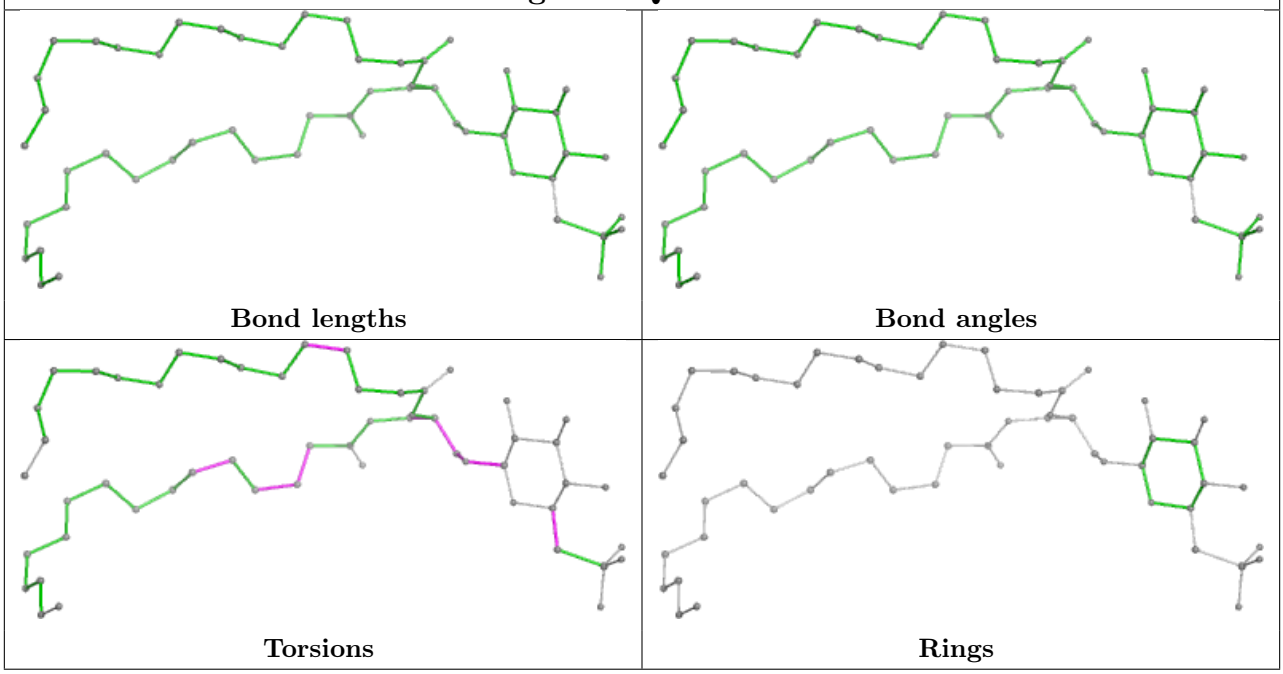

Ligand LHG N 616

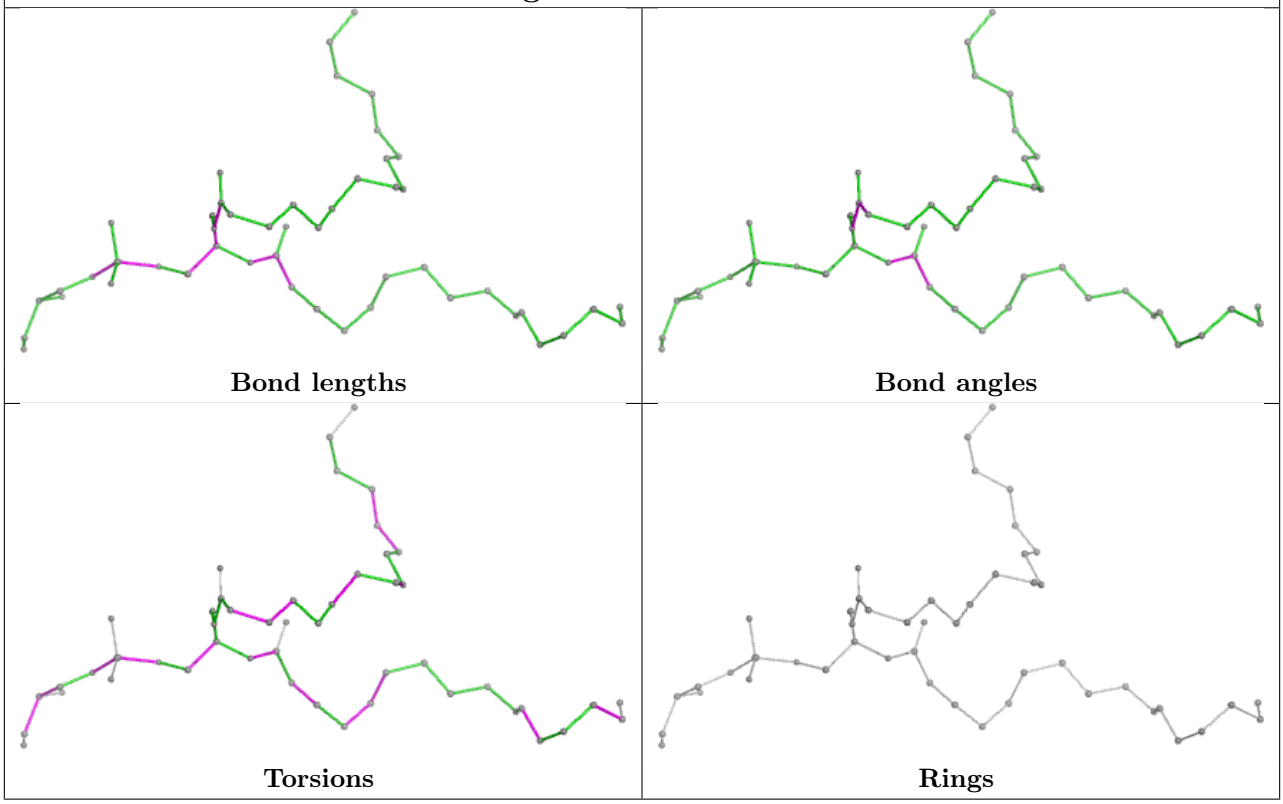

Ligand LUT Y 622	
Bond lengths	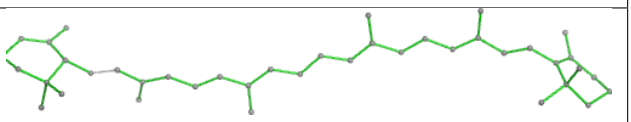 Bond angles
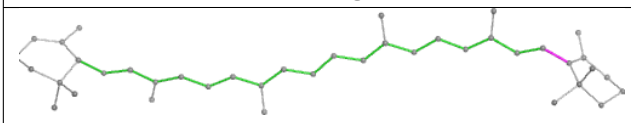 Torsions	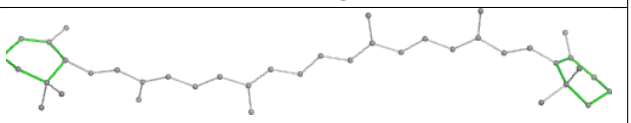 Rings

Ligand CHL y 601	
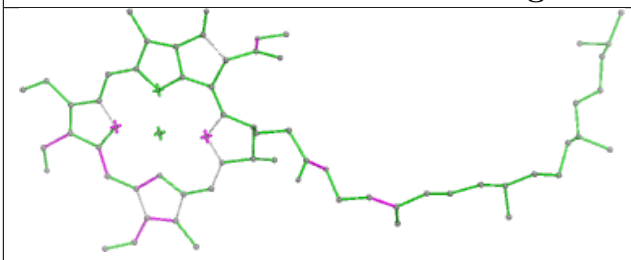 Bond lengths	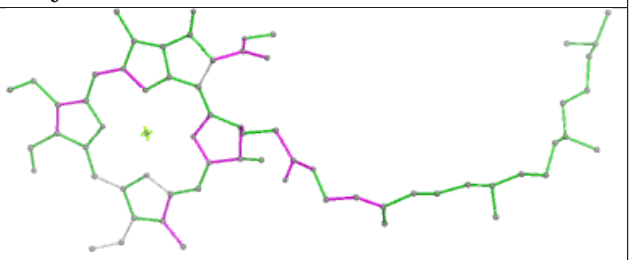 Bond angles
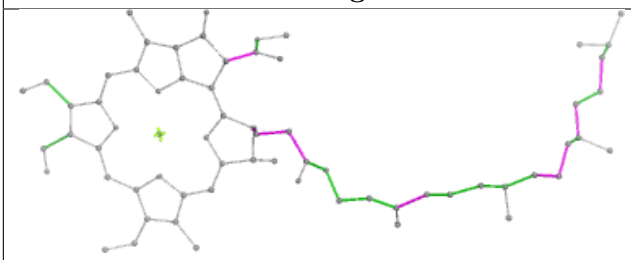 Torsions	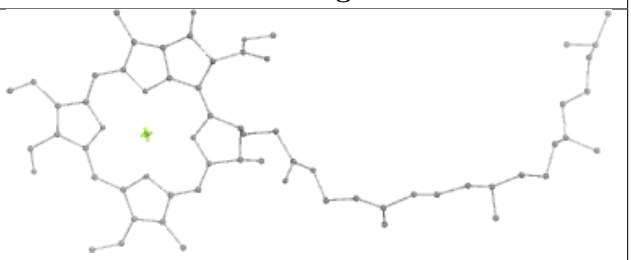 Rings

Ligand CLA 12 612

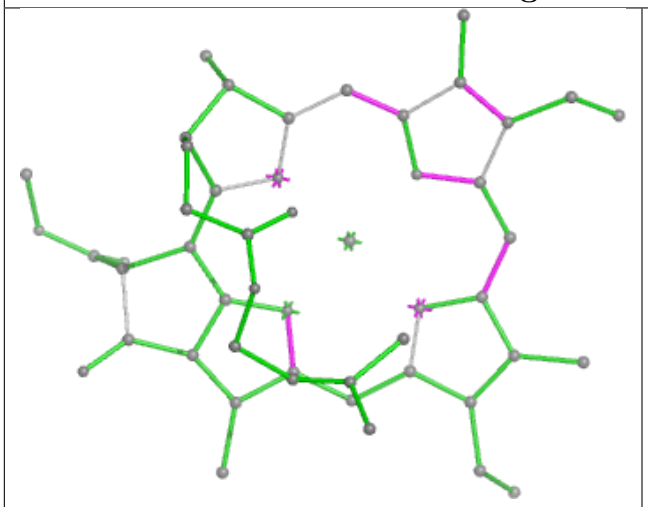

Bond lengths

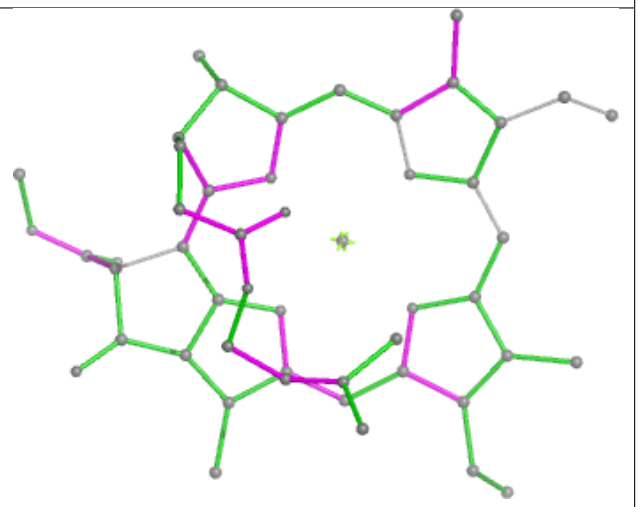

Bond angles

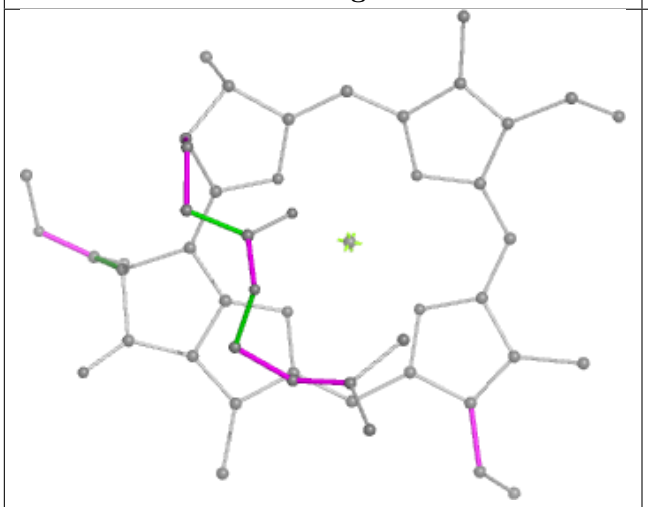

Torsions

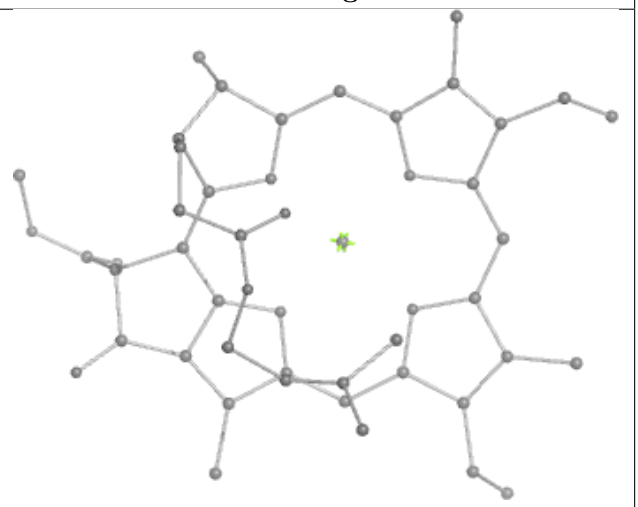

Rings

Ligand CHL R 605

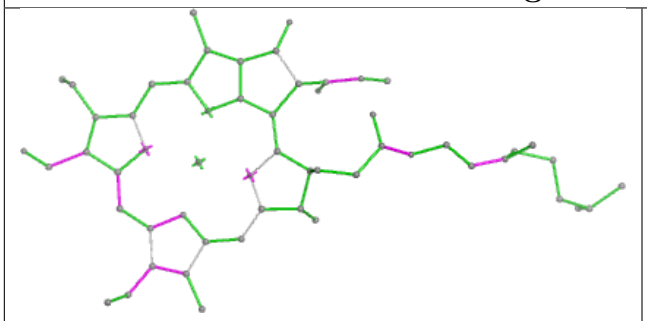

Bond lengths

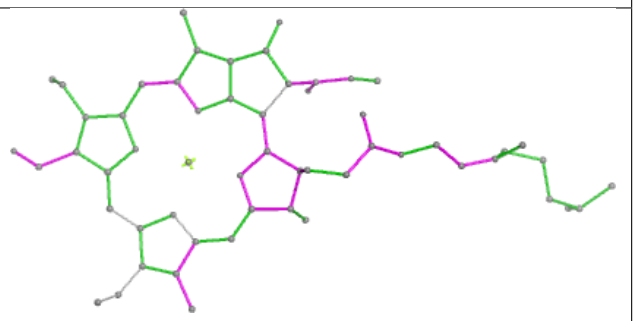

Bond angles

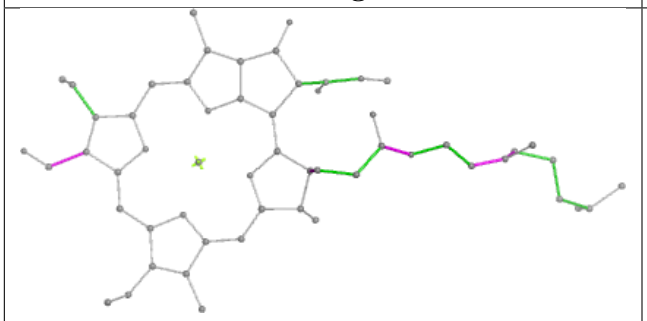

Torsions

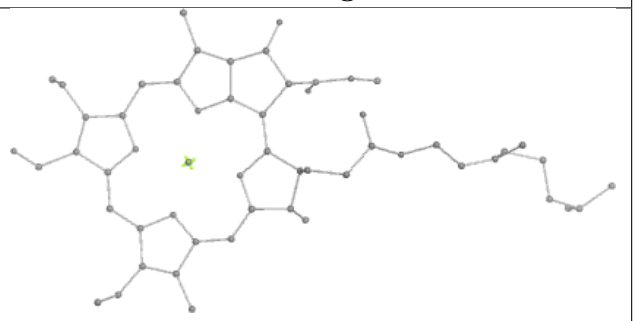

Rings

Ligand CLA C 502

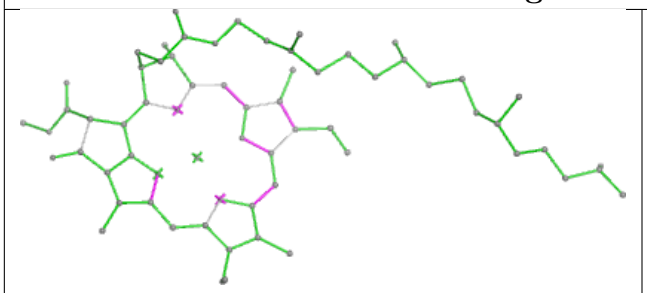

Bond lengths

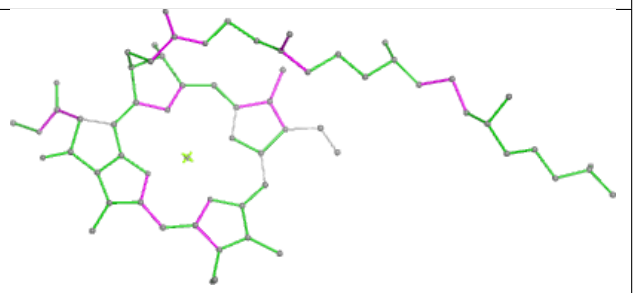

Bond angles

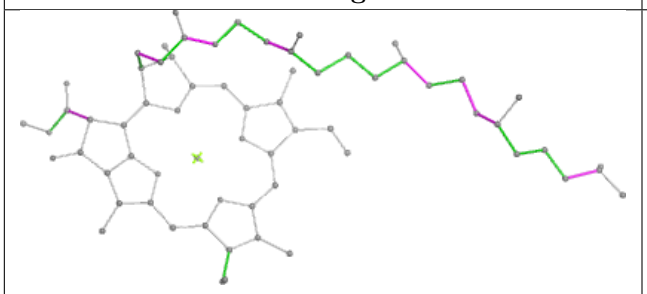

Torsions

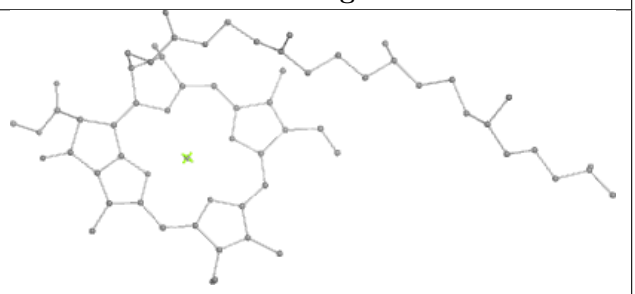

Rings

Ligand CLA 3 604	
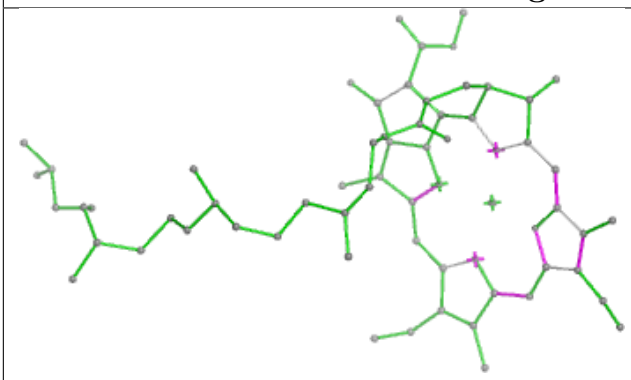 Bond lengths	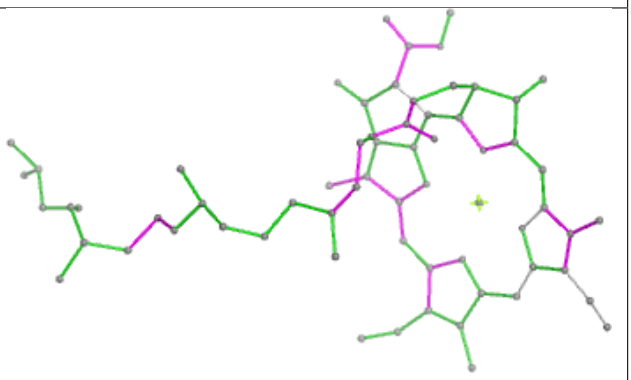 Bond angles
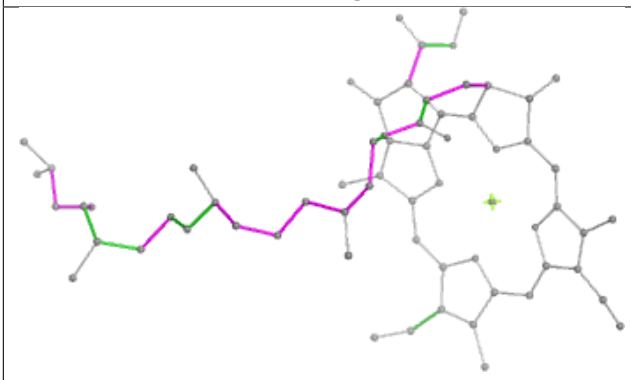 Torsions	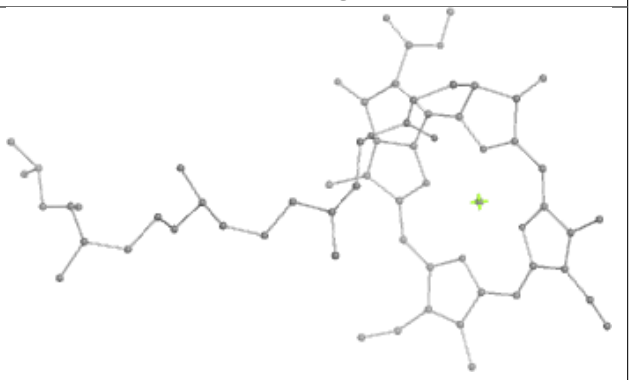 Rings

Ligand LNL y 621	
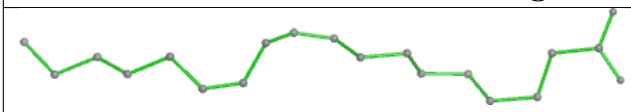 Bond lengths	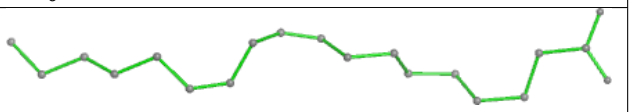 Bond angles
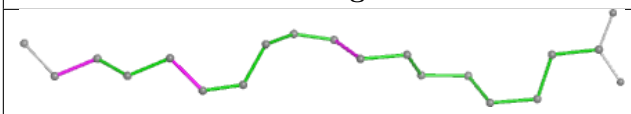 Torsions	Rings

Ligand CHL 5 601	
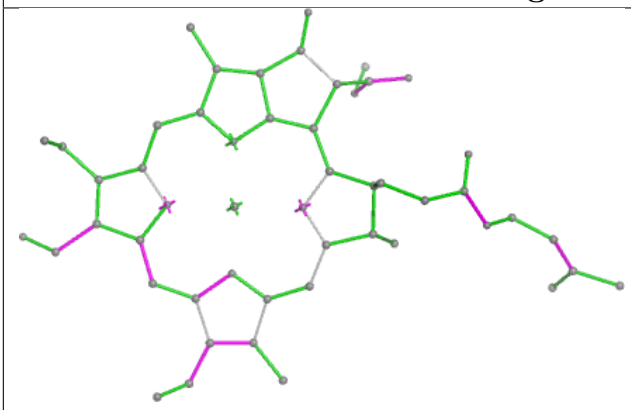 Bond lengths	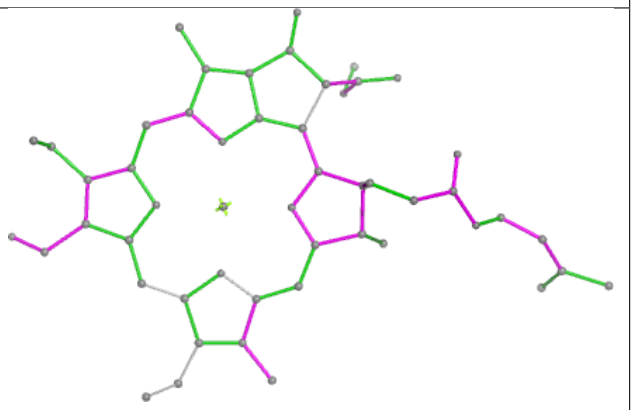 Bond angles
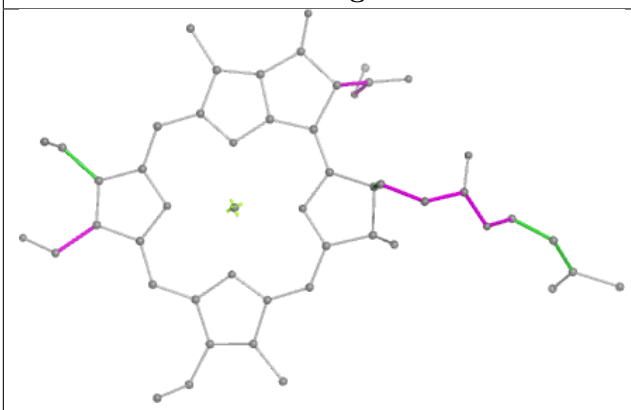 Torsions	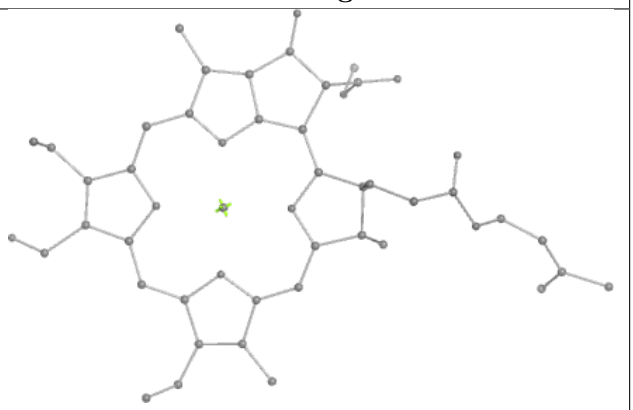 Rings

Ligand CLA C 505

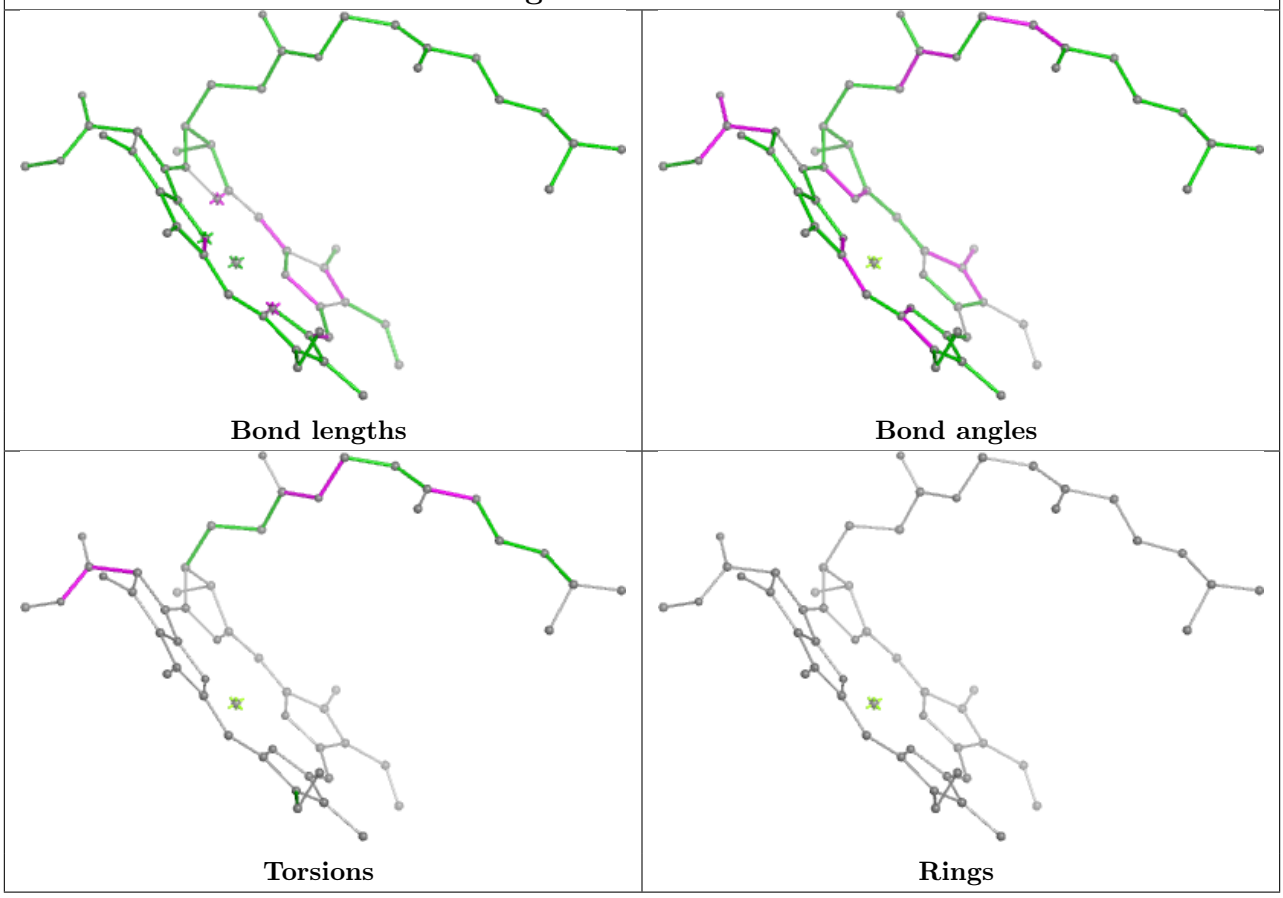

Ligand CLA b 607

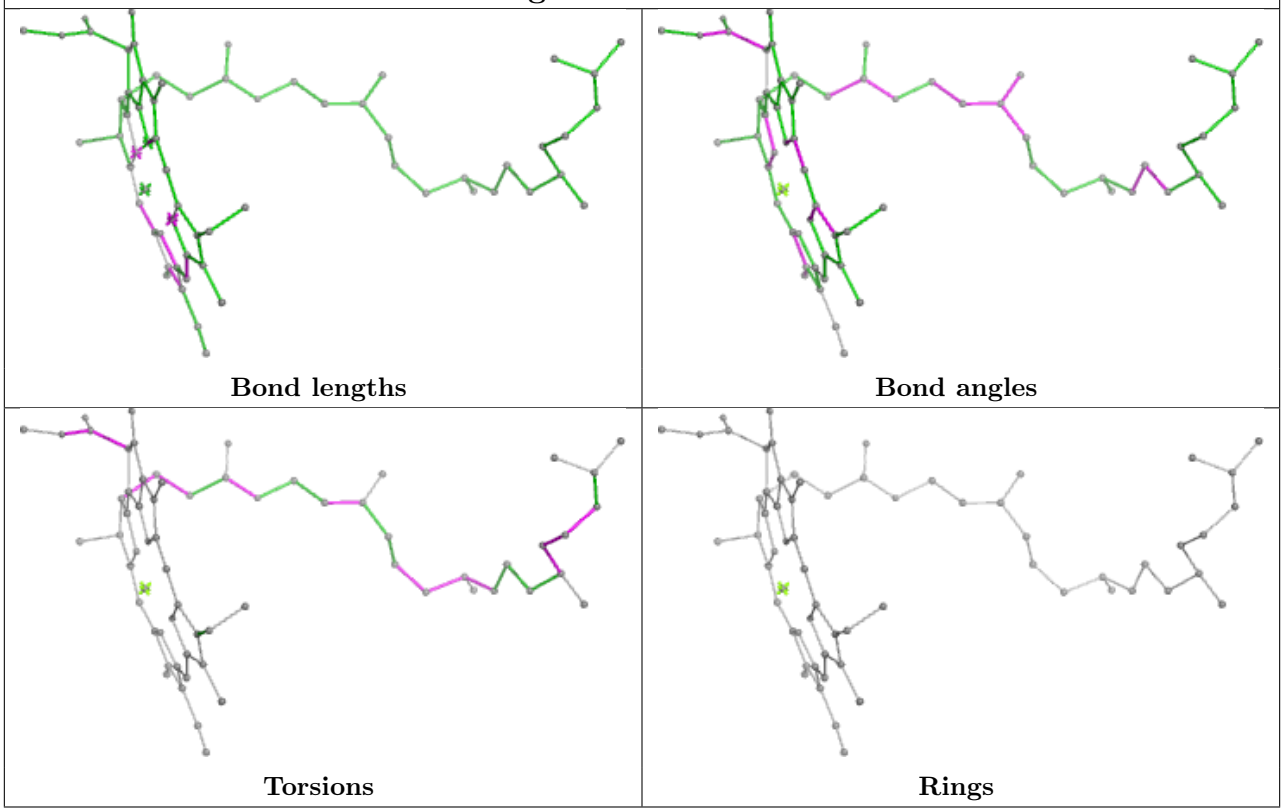

Ligand CHL 3 609

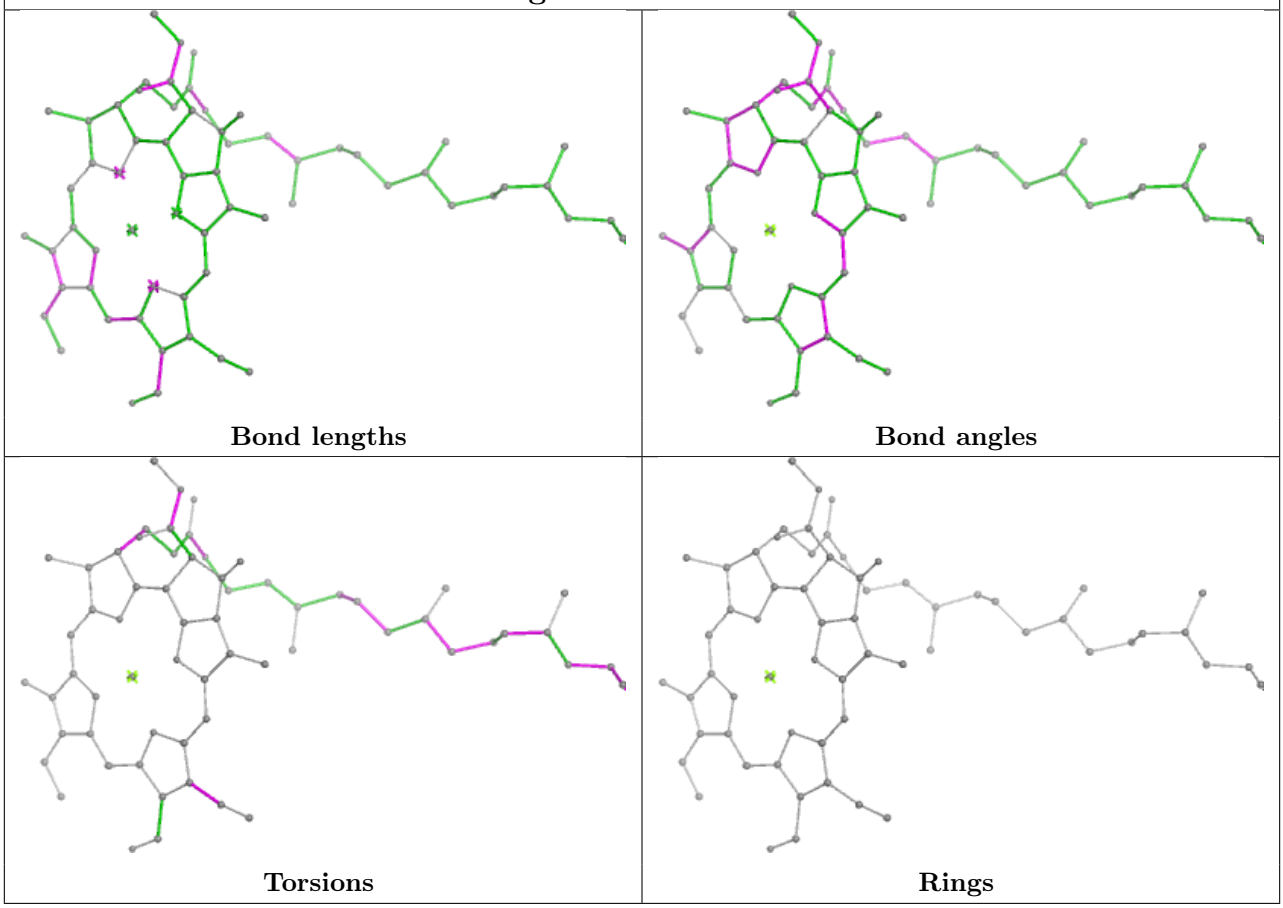

Ligand CHL s 606

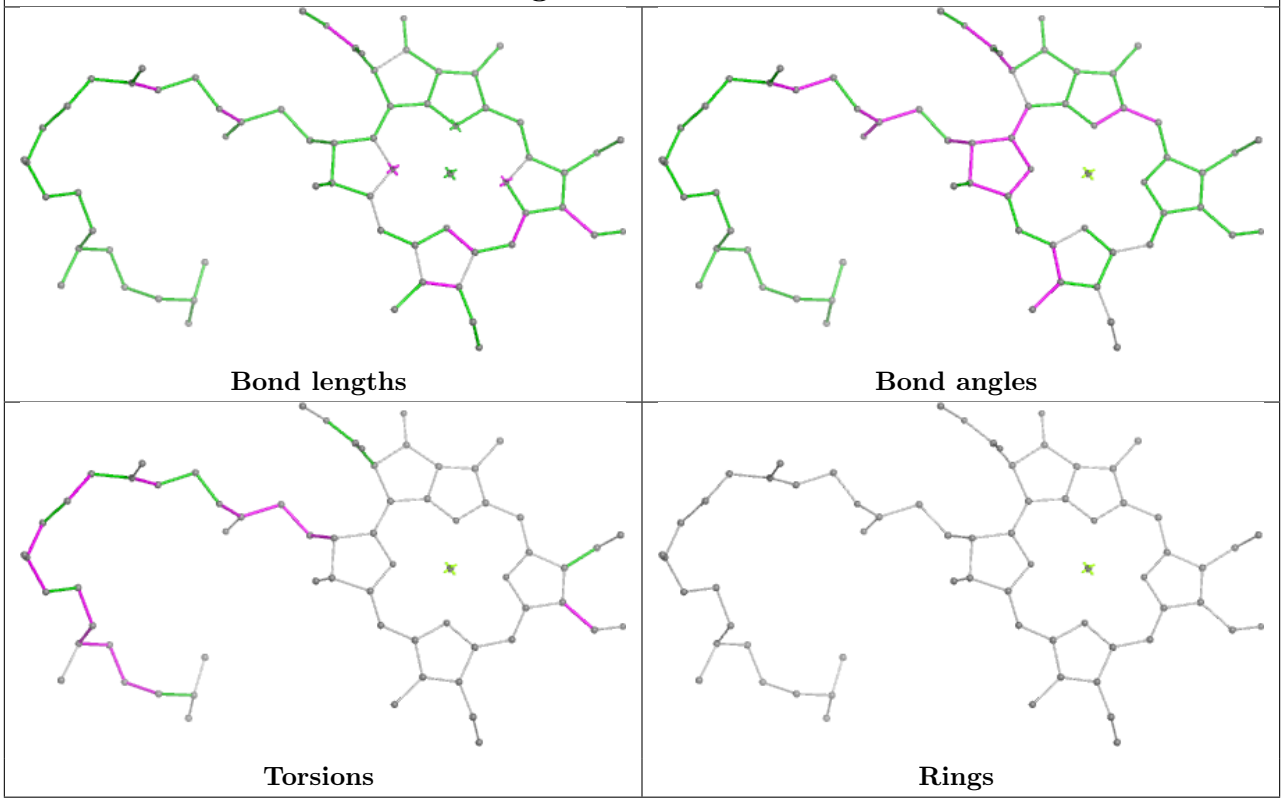

Ligand CLA 15 603	
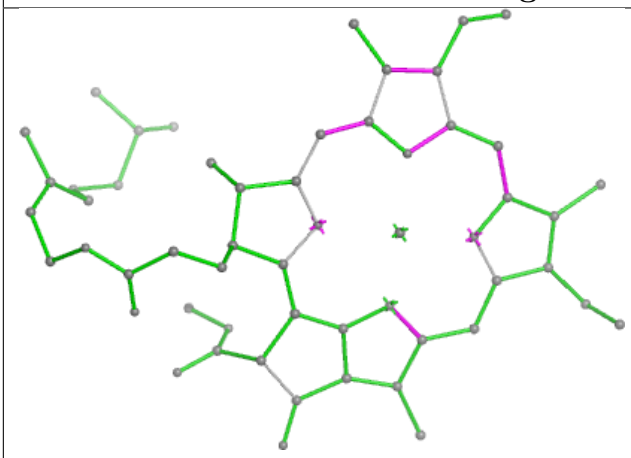	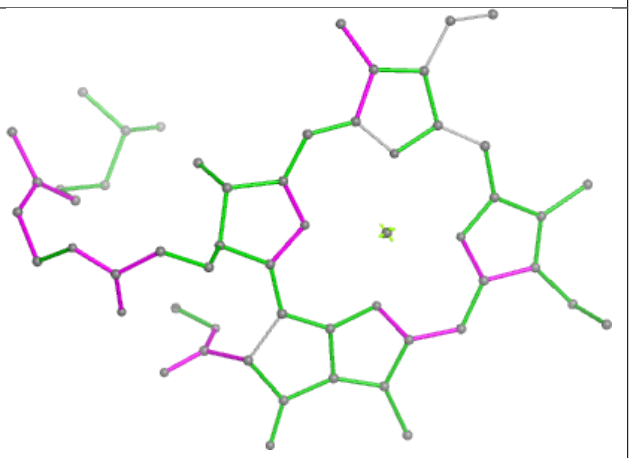
Bond lengths	Bond angles
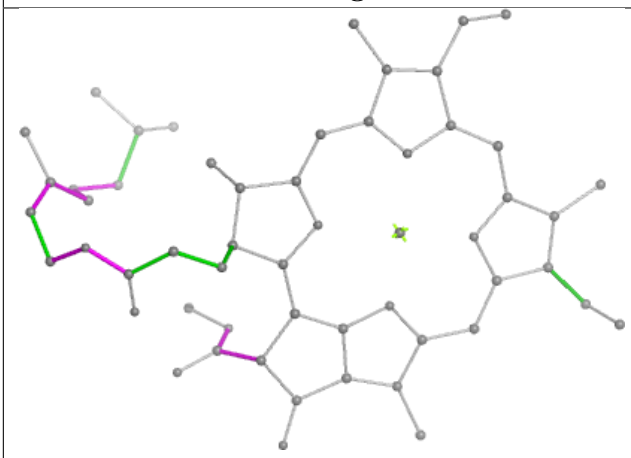	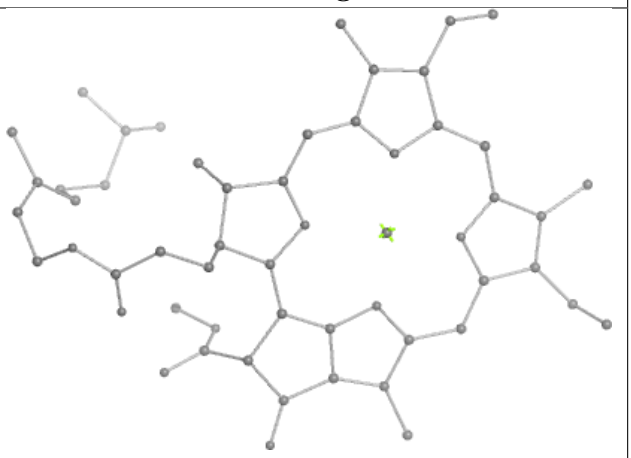
Torsions	Rings

Ligand CLA S 604	
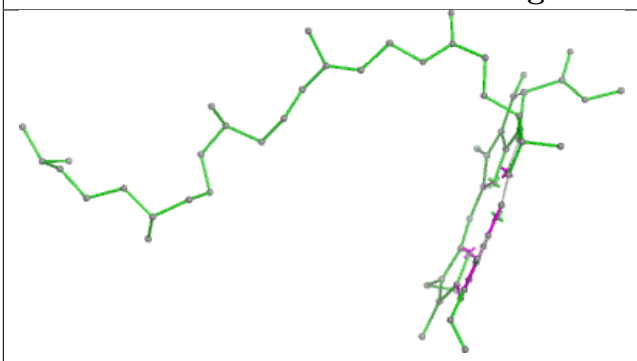 Bond lengths	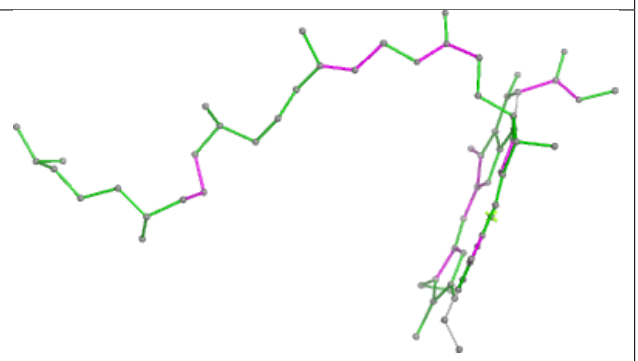 Bond angles
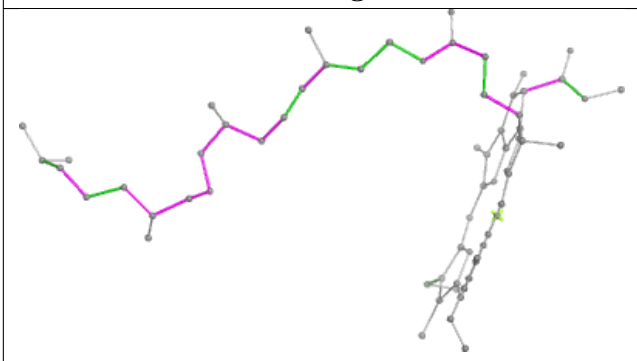 Torsions	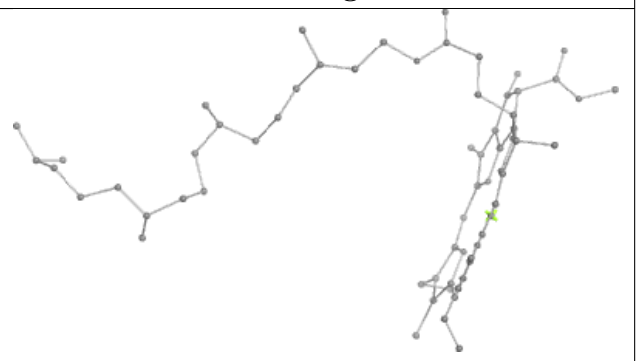 Rings

Ligand CHL 12 601	
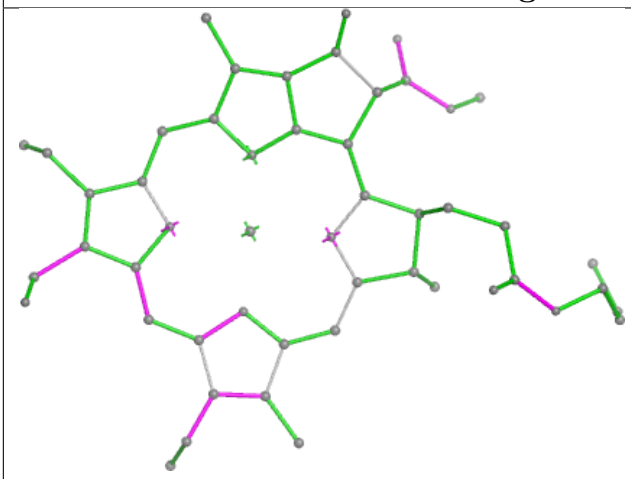 Bond lengths	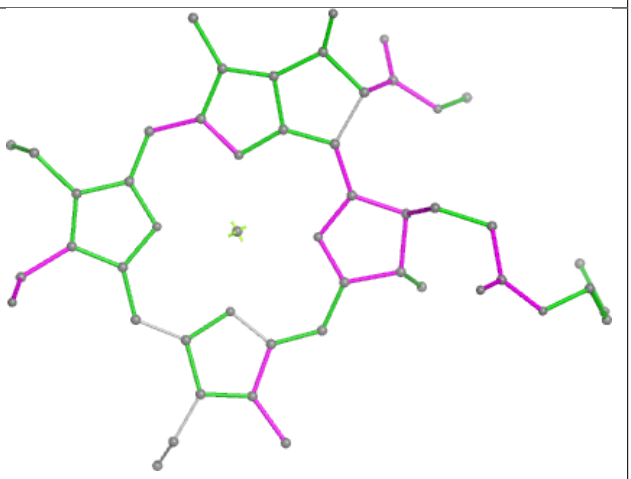 Bond angles
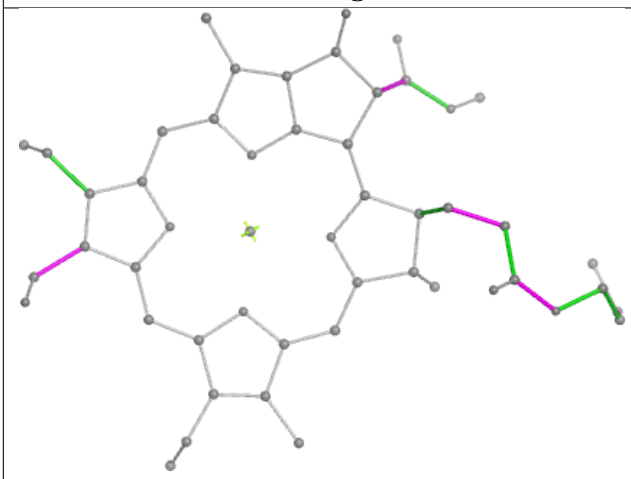 Torsions	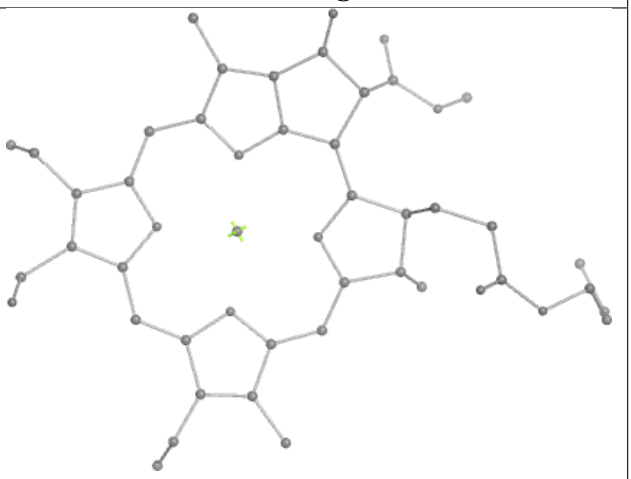 Rings

Ligand CHL n 608

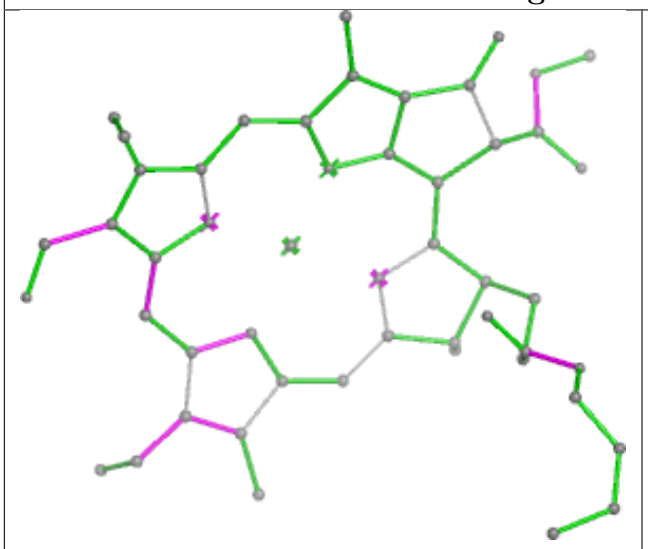

Bond lengths

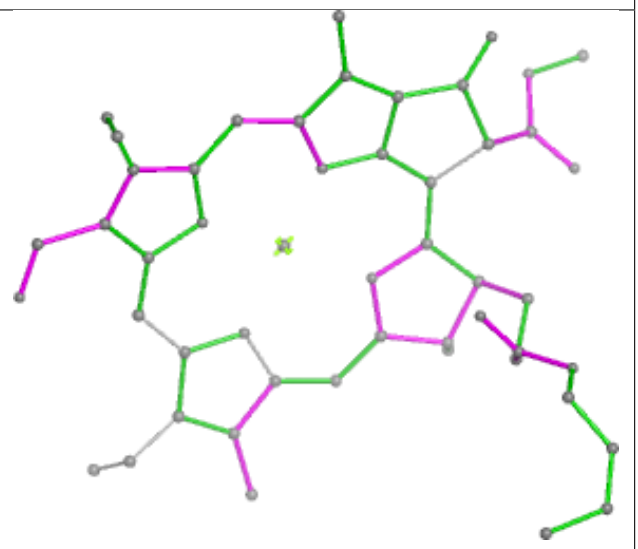

Bond angles

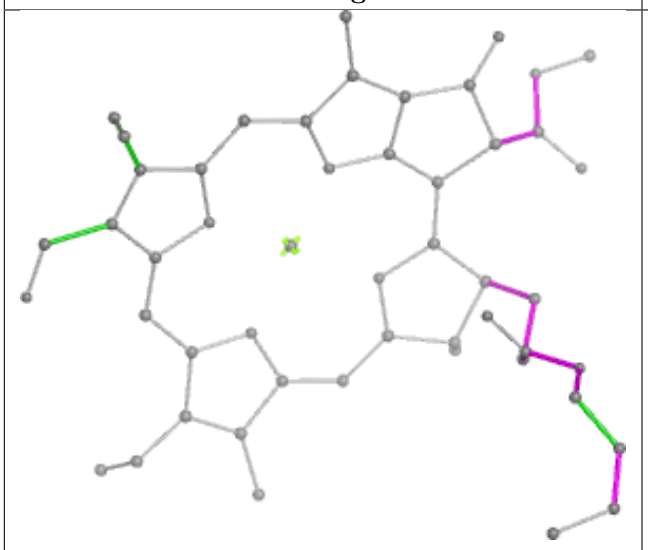

Torsions

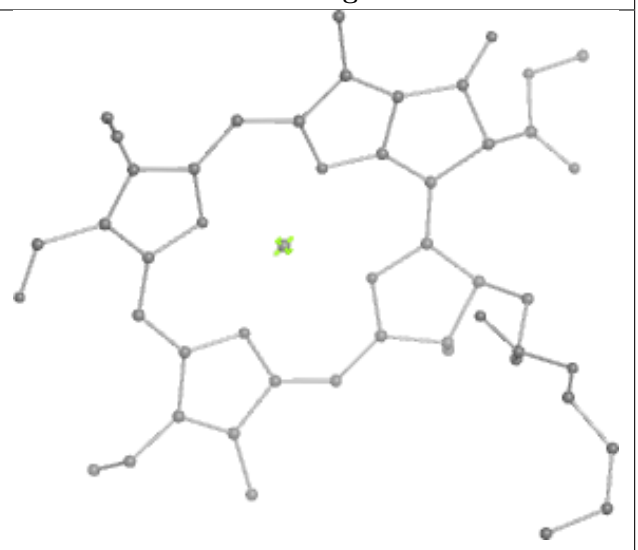

Rings

Ligand CLA N 604	
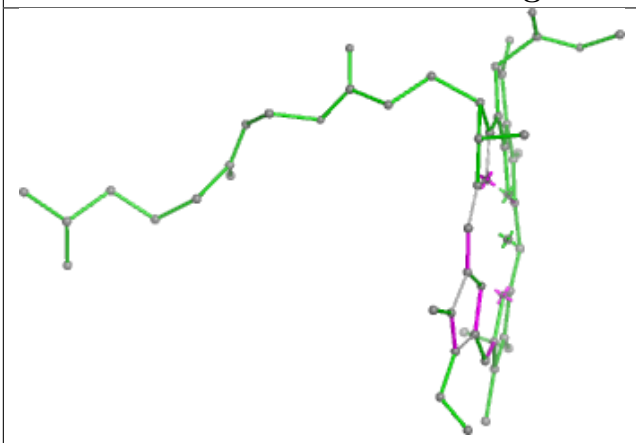 Bond lengths	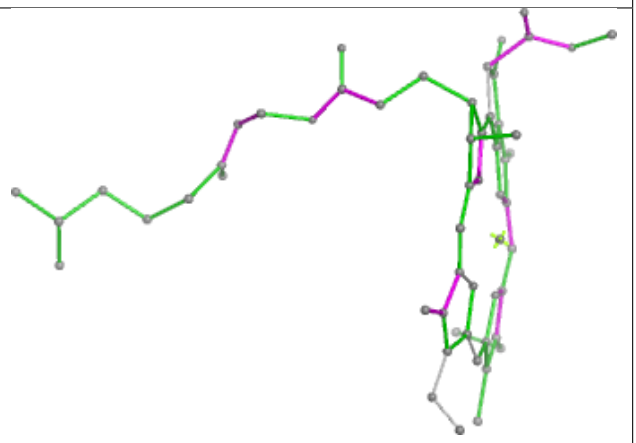 Bond angles
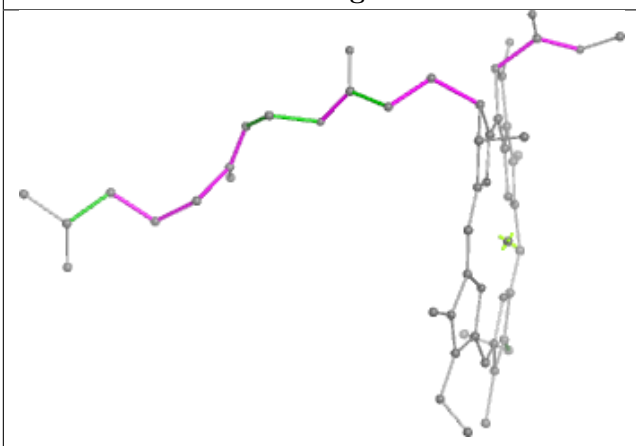 Torsions	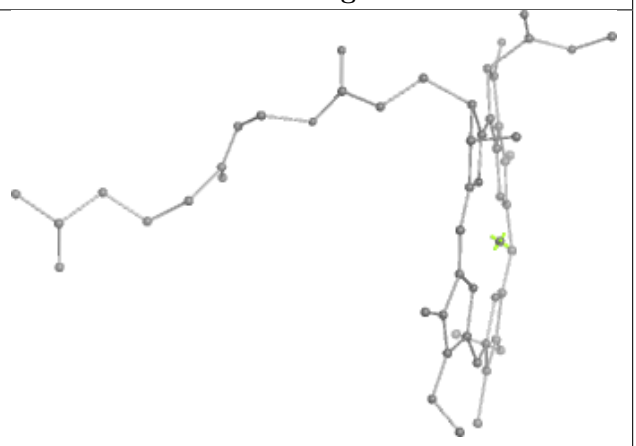 Rings

Ligand PHO a 406

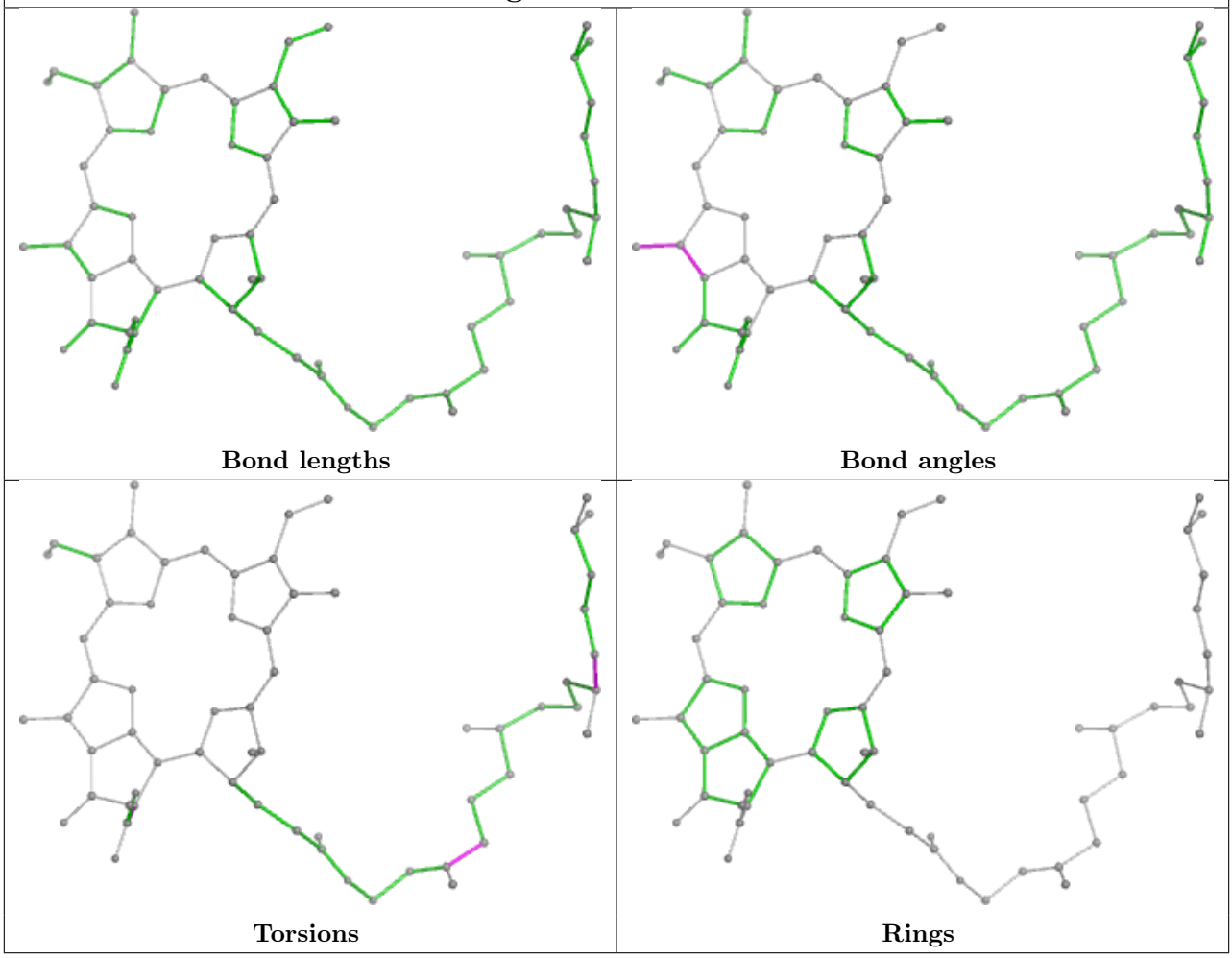

Ligand CLA C 508

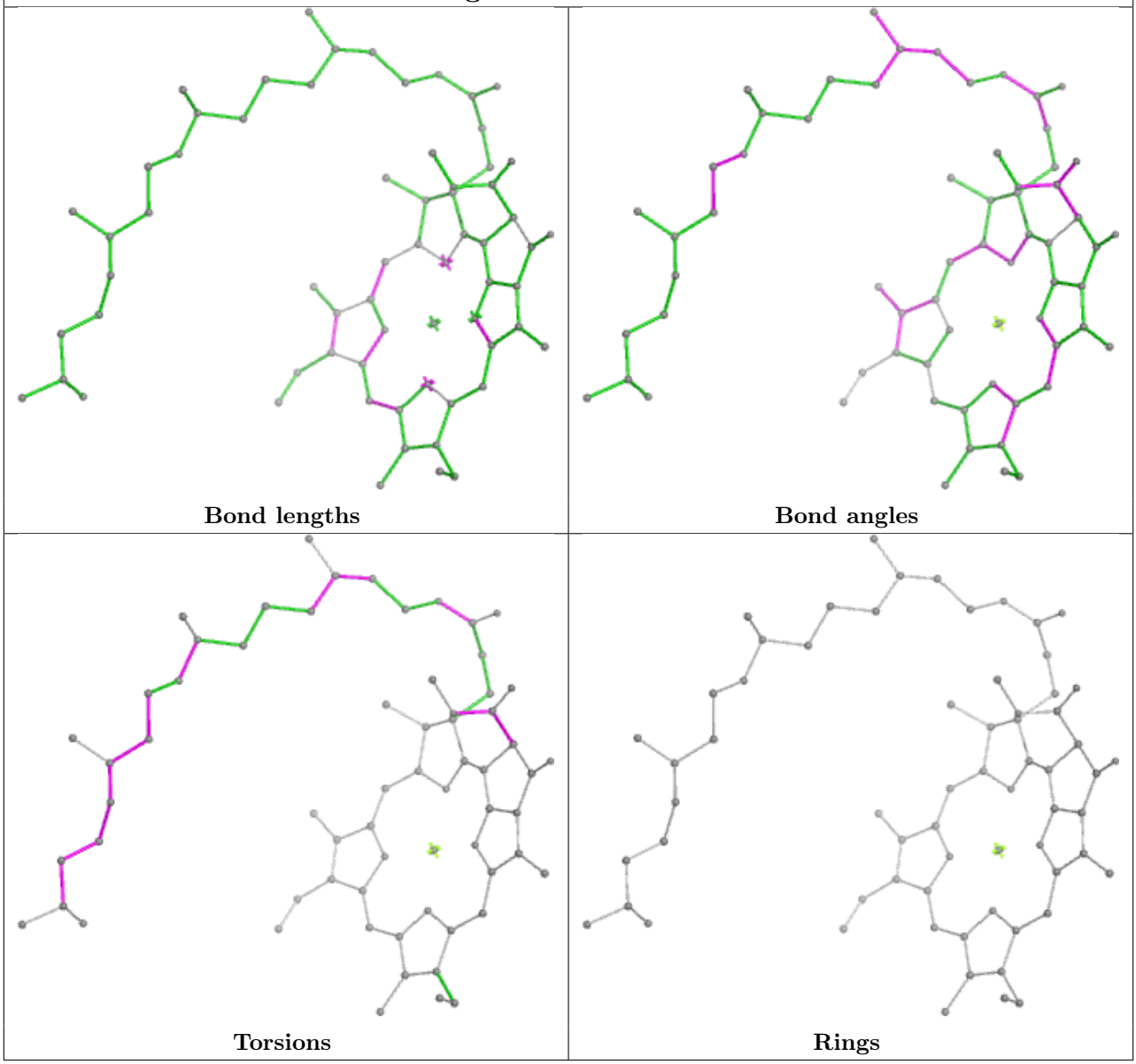

Ligand XAT 3 620

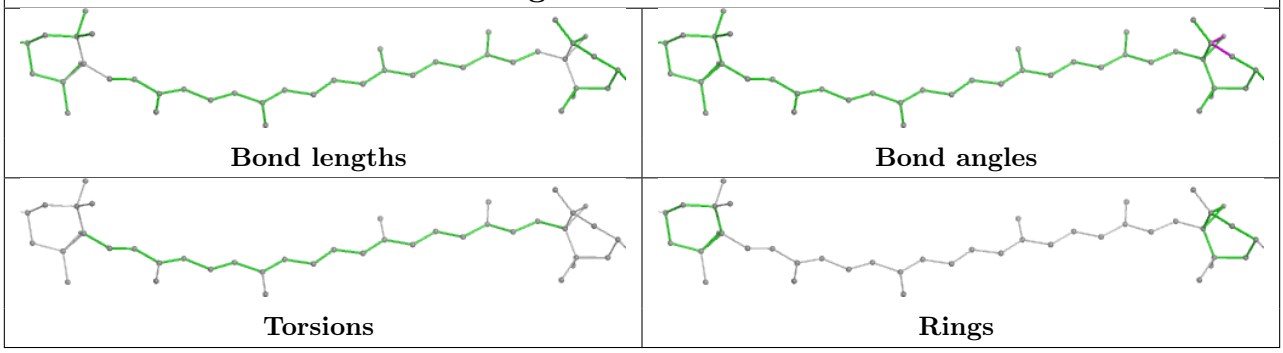

Ligand CLA d 405

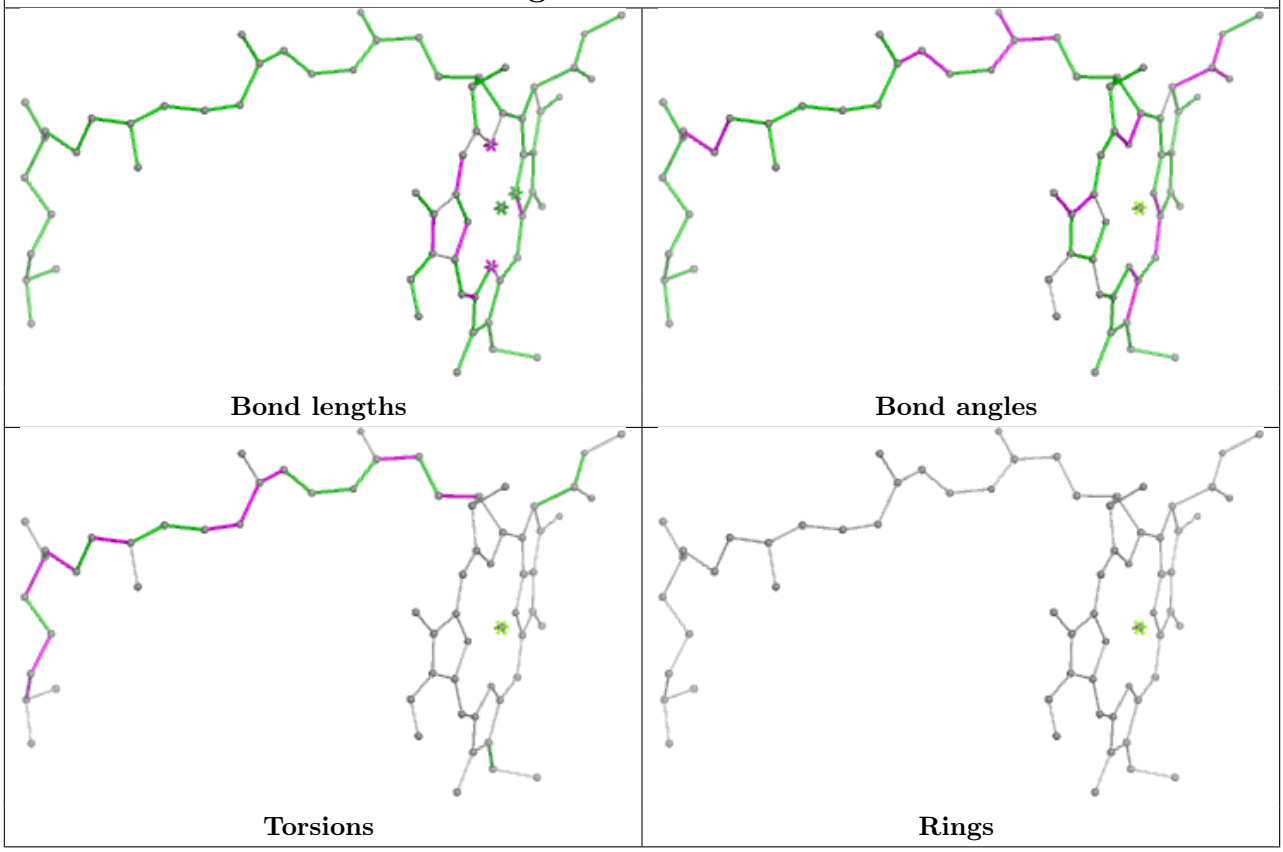

Ligand CLA r 602

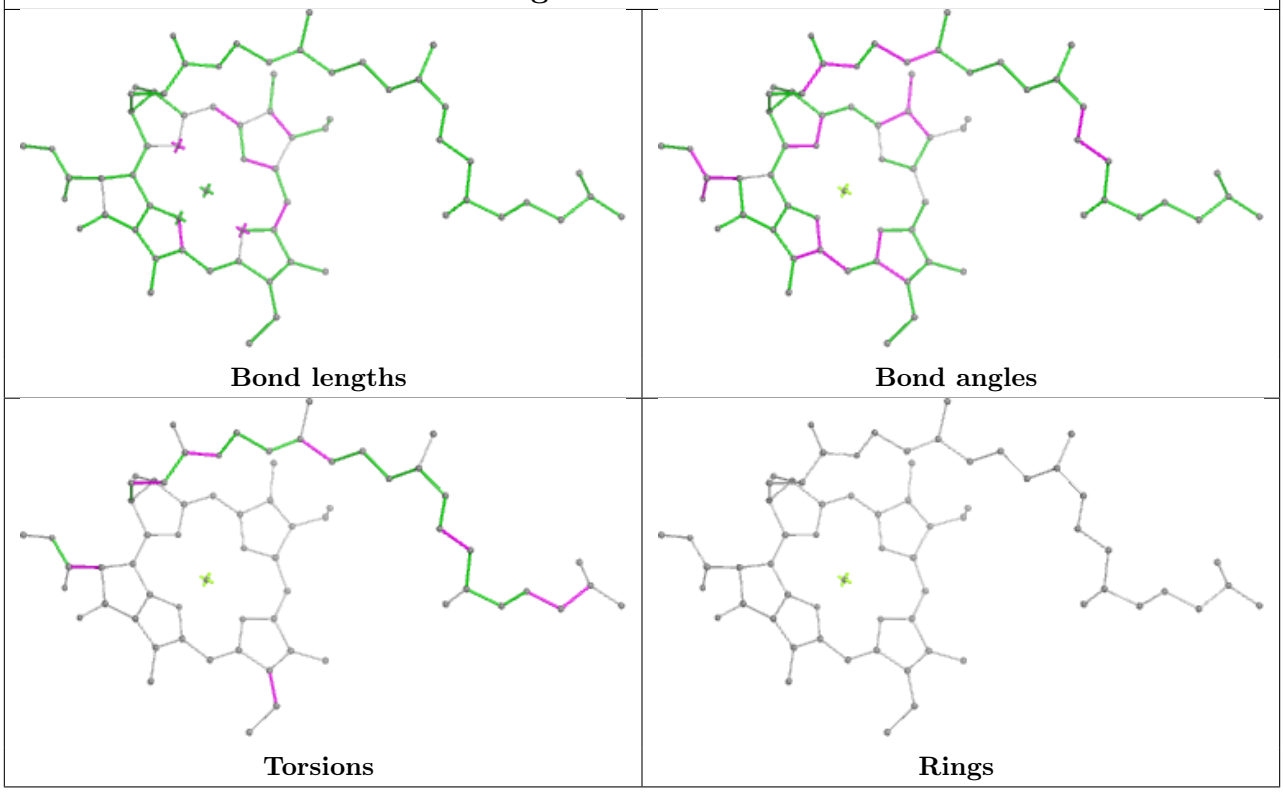

Ligand XAT r 616	
 Bond lengths	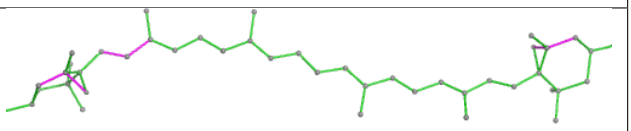 Bond angles
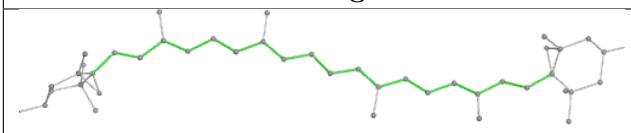 Torsions	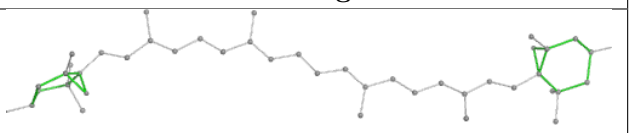 Rings

Ligand CLA 4 604	
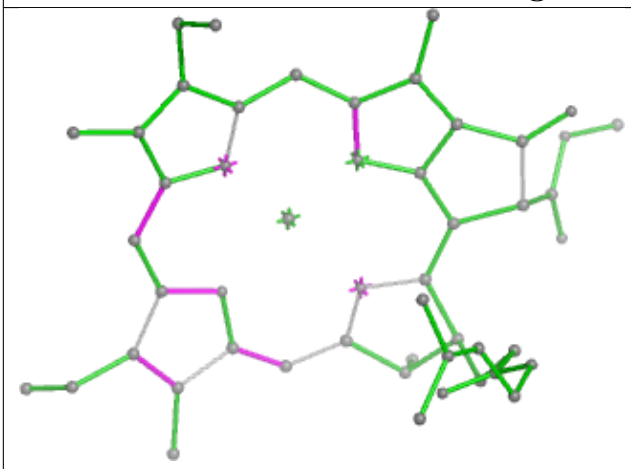 Bond lengths	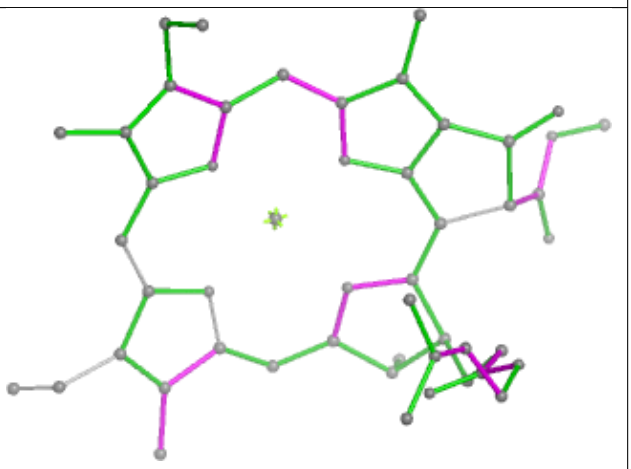 Bond angles
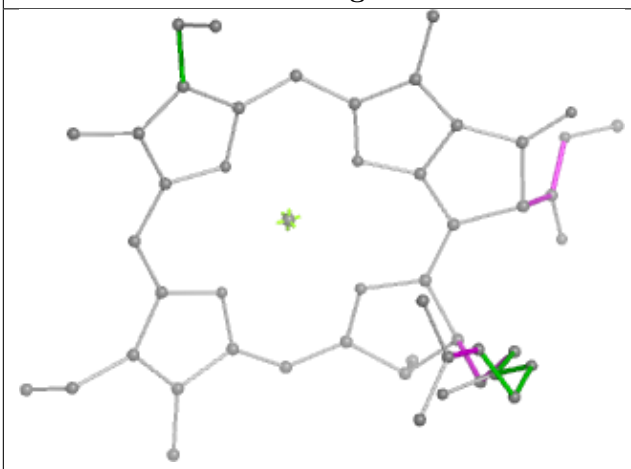 Torsions	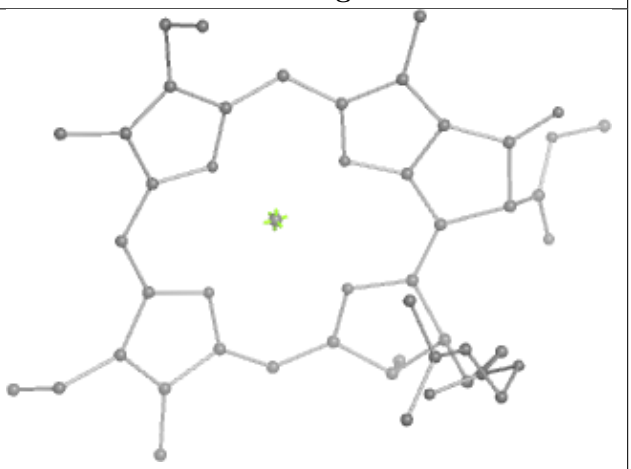 Rings

Ligand CHL 4 605

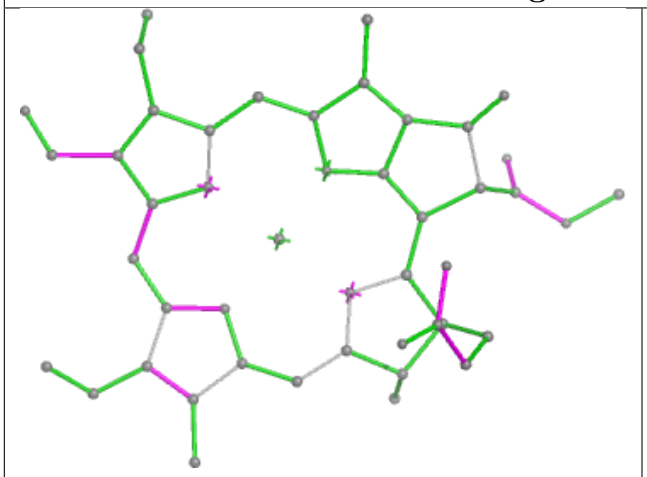

Bond lengths

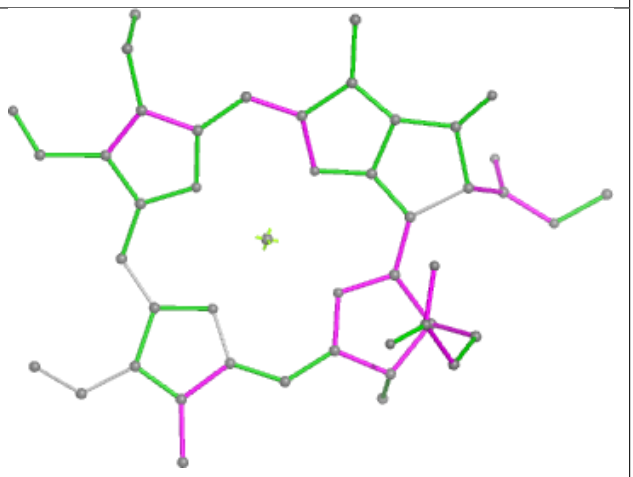

Bond angles

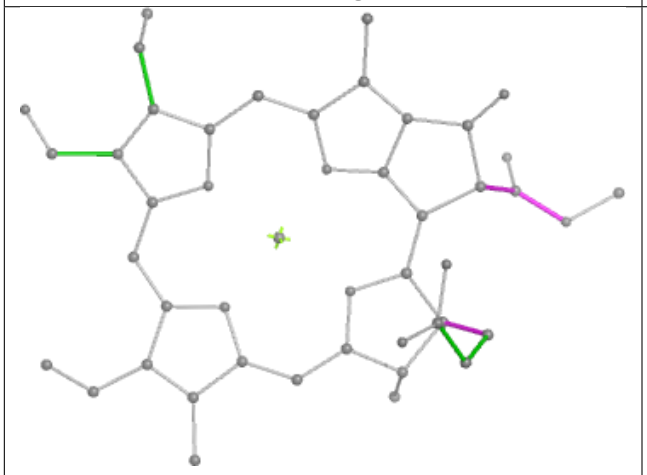

Torsions

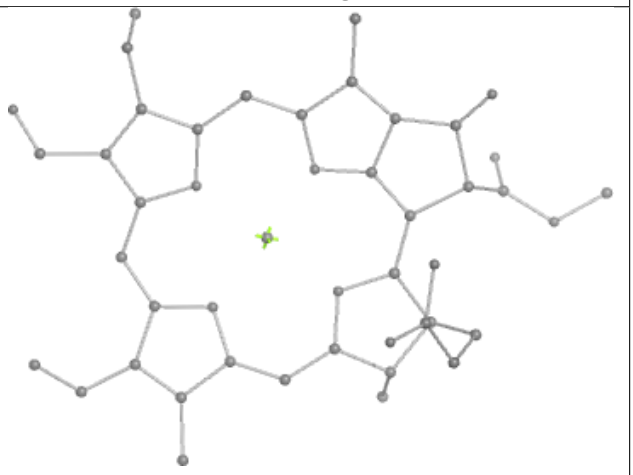

Rings

Ligand CLA b 614

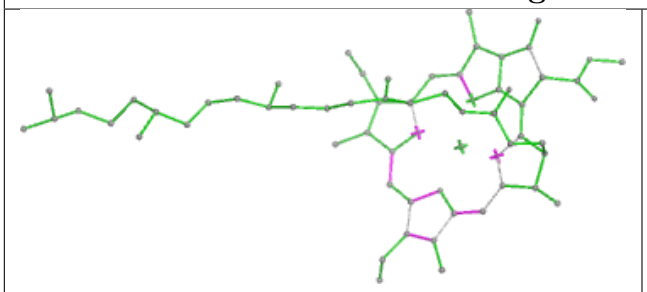

Bond lengths

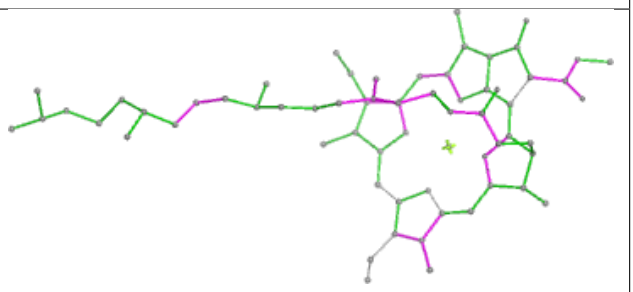

Bond angles

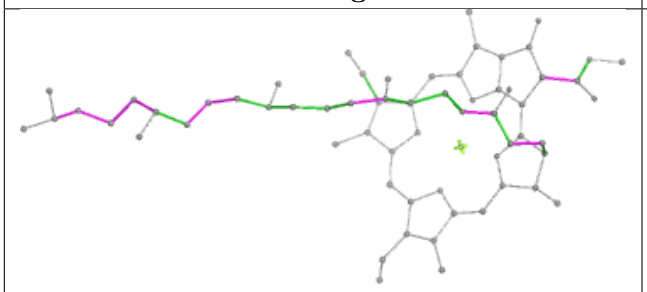

Torsions

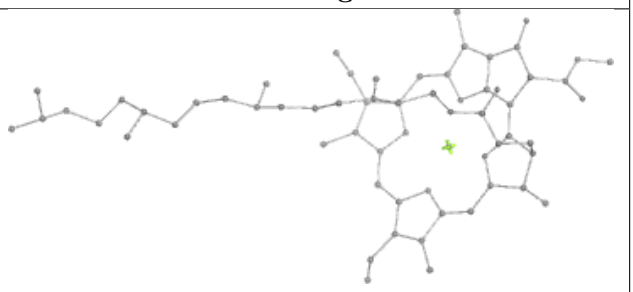

Rings

Ligand LHG G 615	
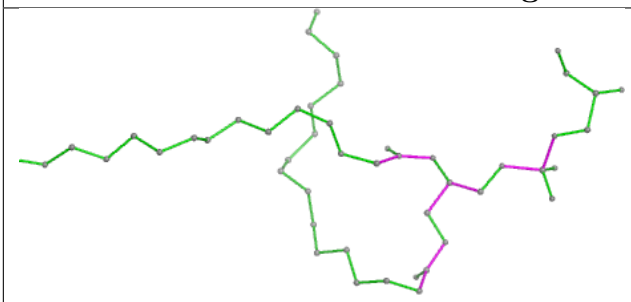 Bond lengths	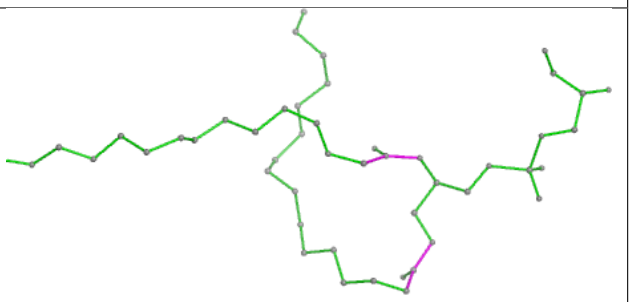 Bond angles
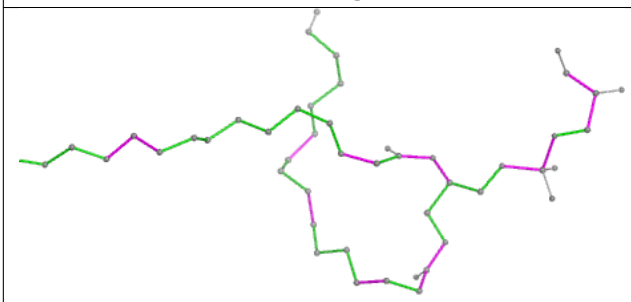 Torsions	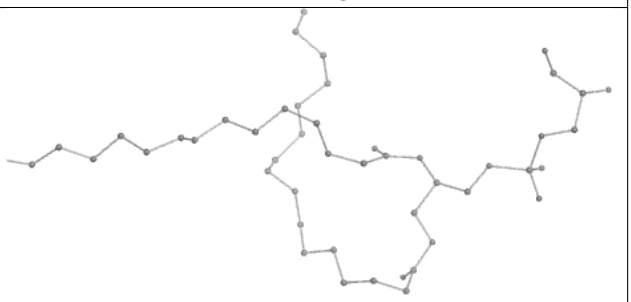 Rings

Ligand CHL N 608

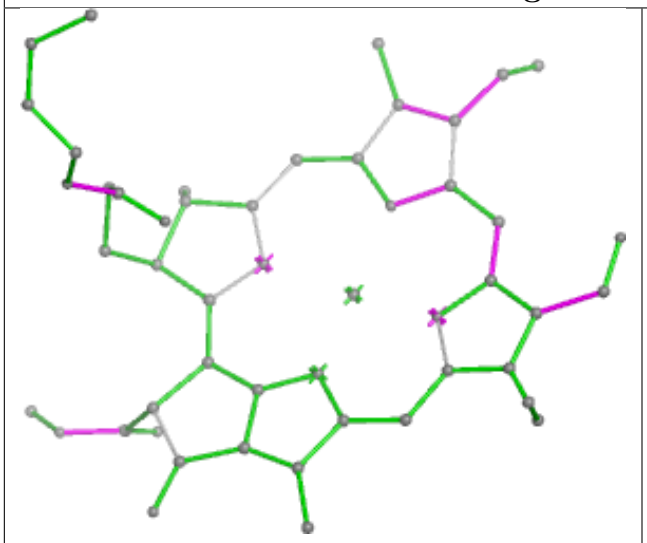

Bond lengths

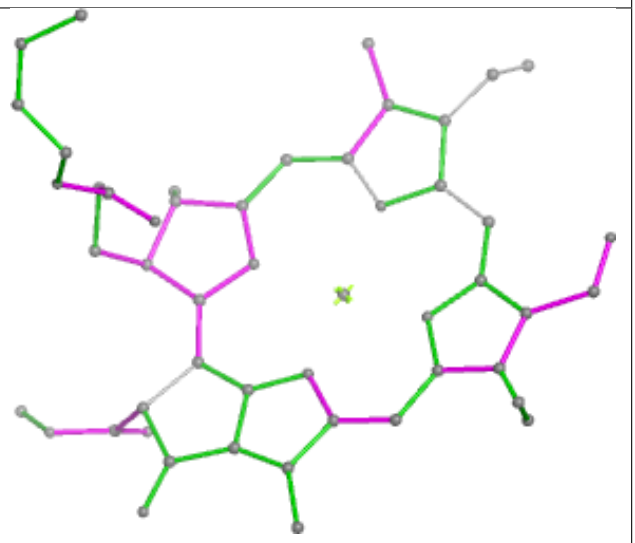

Bond angles

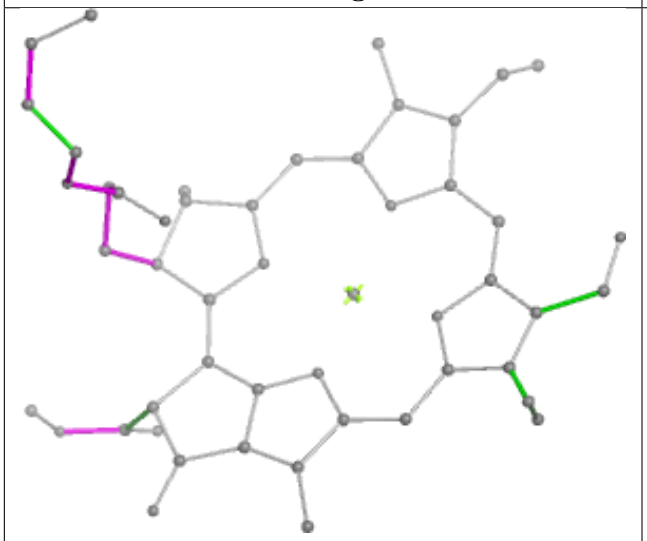

Torsions

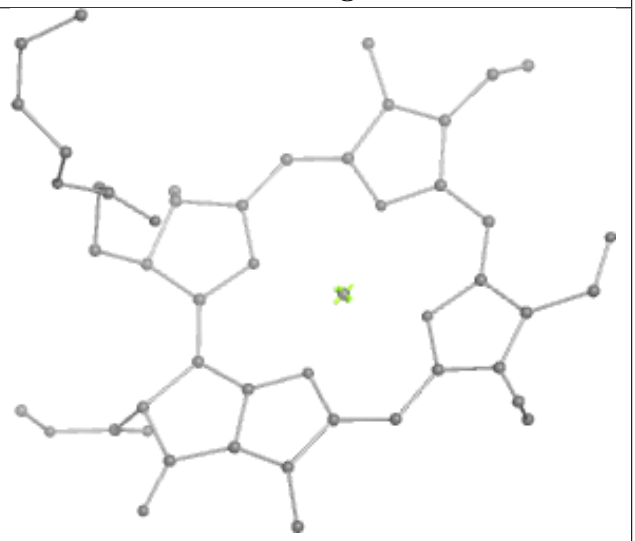

Rings

Ligand CHL y 605	
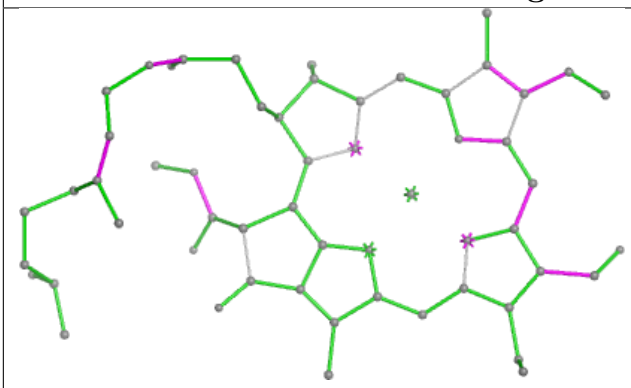 Bond lengths	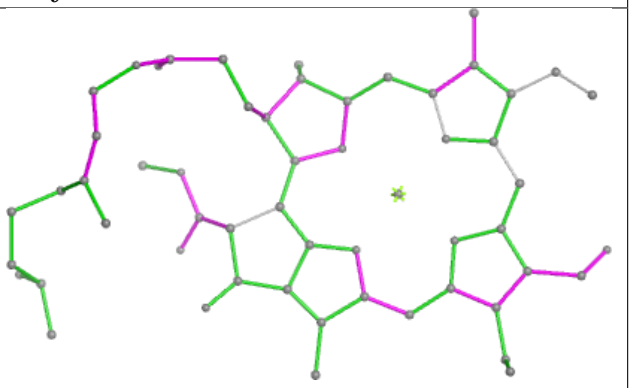 Bond angles
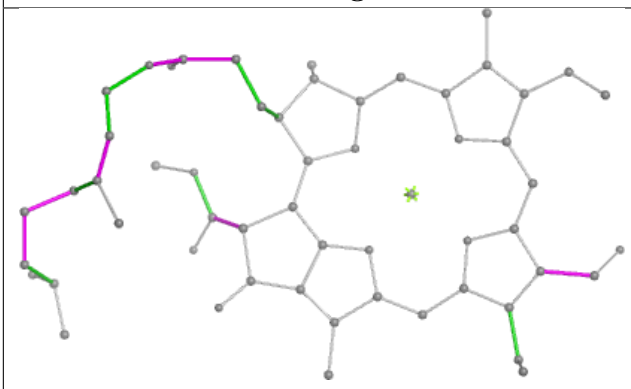 Torsions	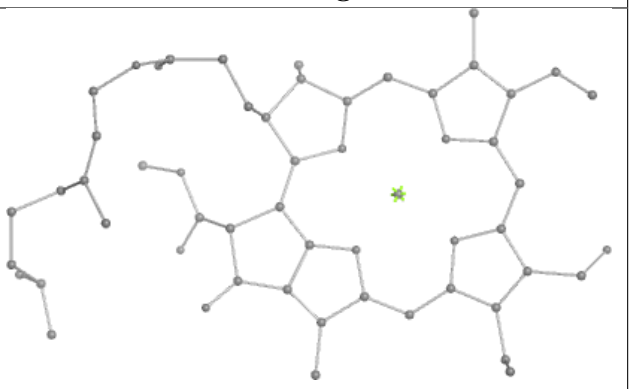 Rings

Ligand CLA 3 613

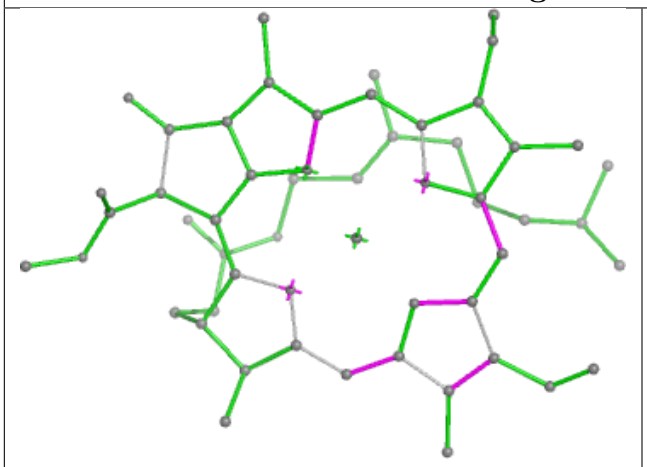

Bond lengths

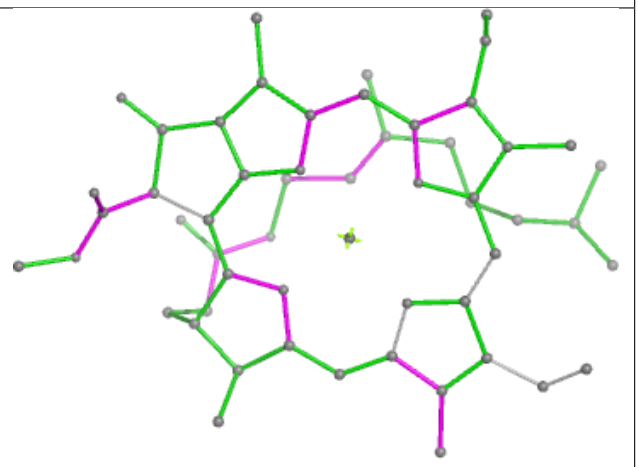

Bond angles

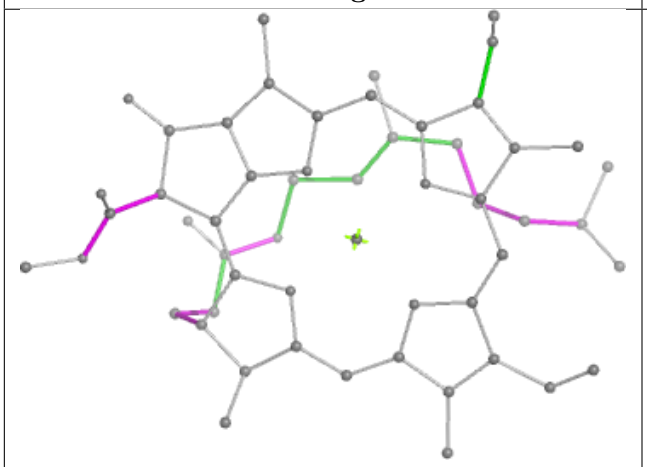

Torsions

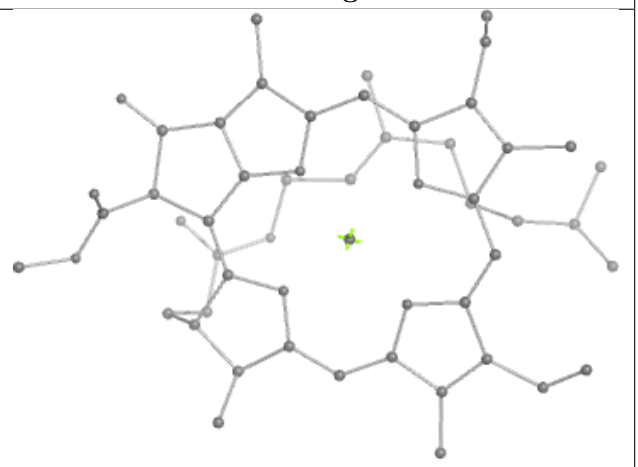

Rings

Ligand LNL a 412

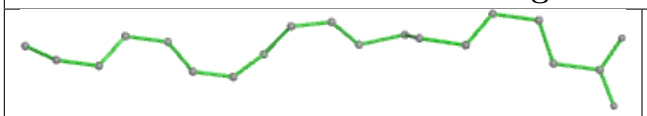

Bond lengths

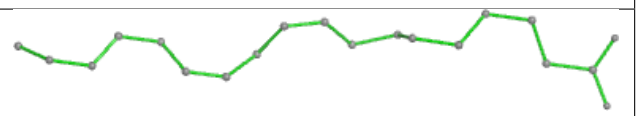

Bond angles

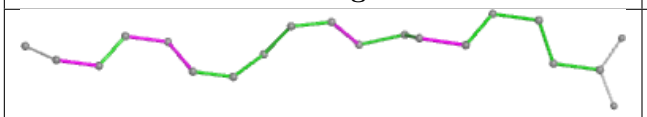

Torsions

Rings

Ligand CHL 14 609

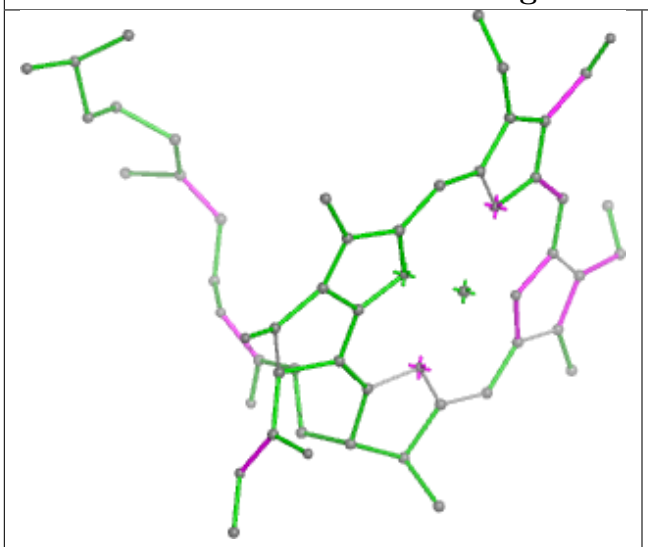

Bond lengths

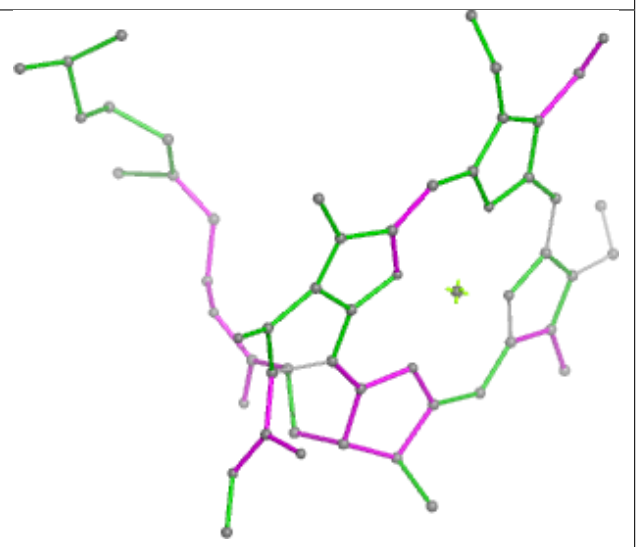

Bond angles

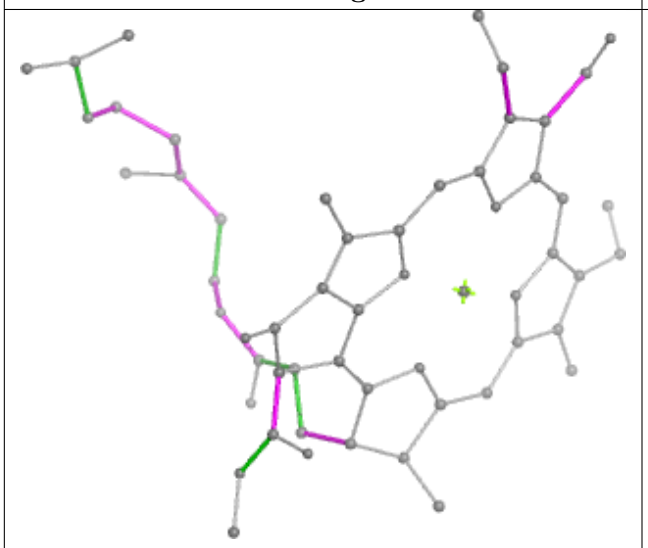

Torsions

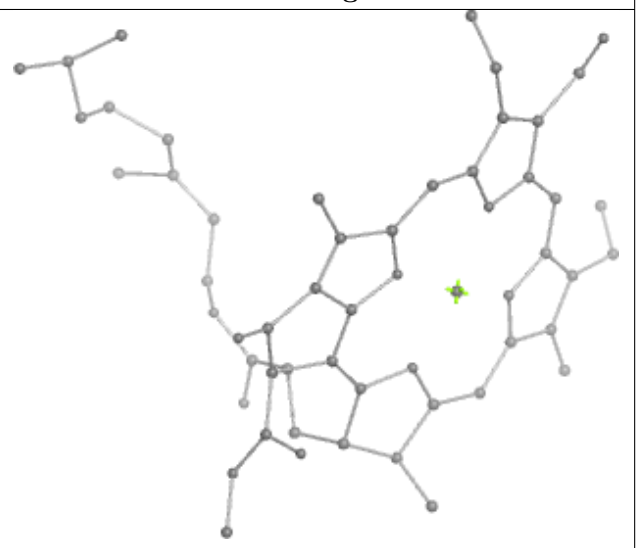

Rings

Ligand BCR A 407

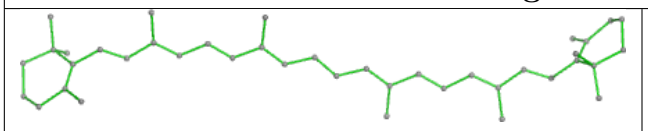

Bond lengths

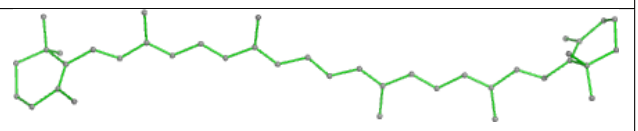

Bond angles

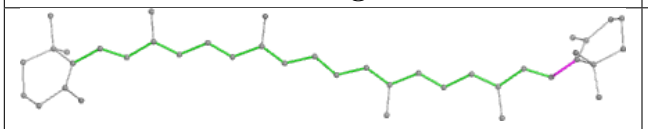

Torsions

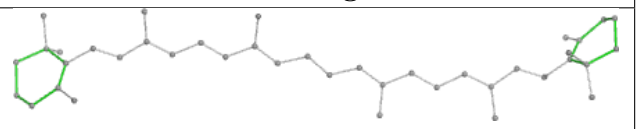

Rings

Ligand CHL 16 609

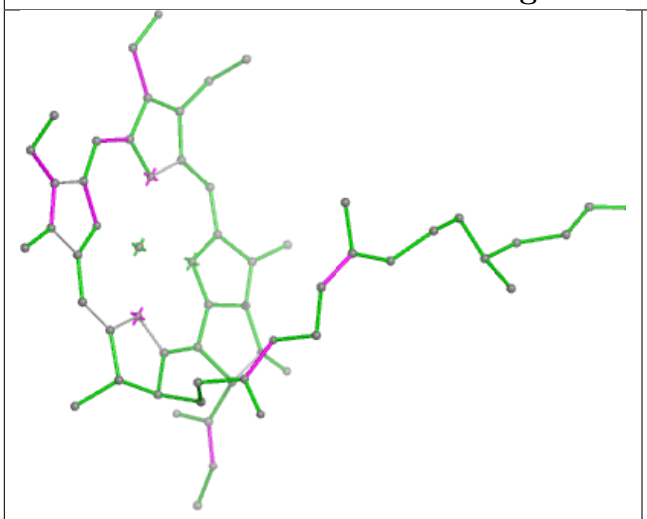

Bond lengths

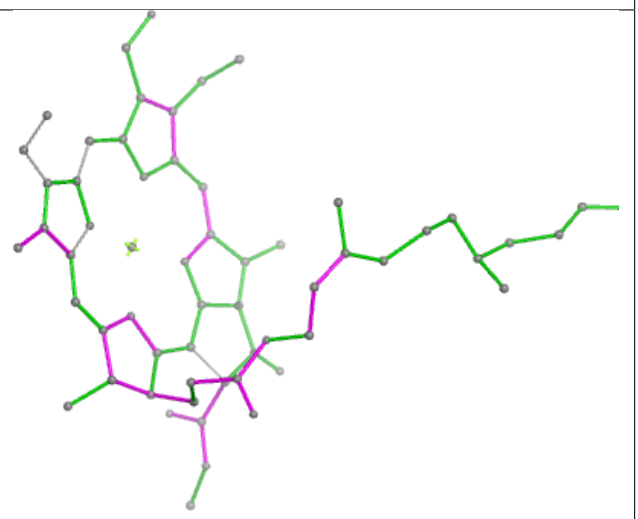

Bond angles

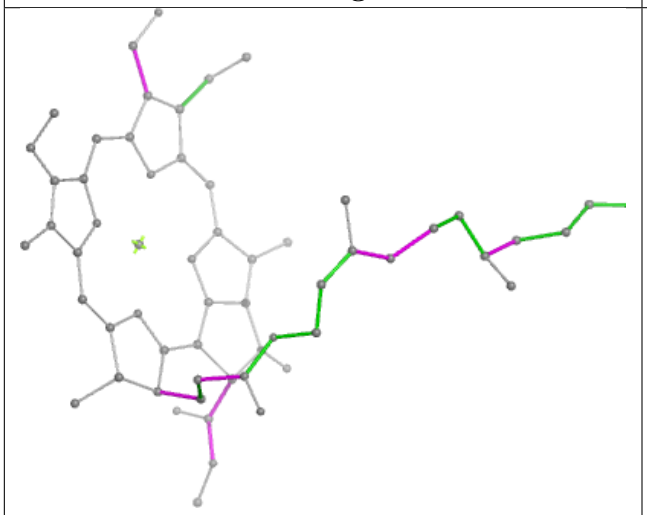

Torsions

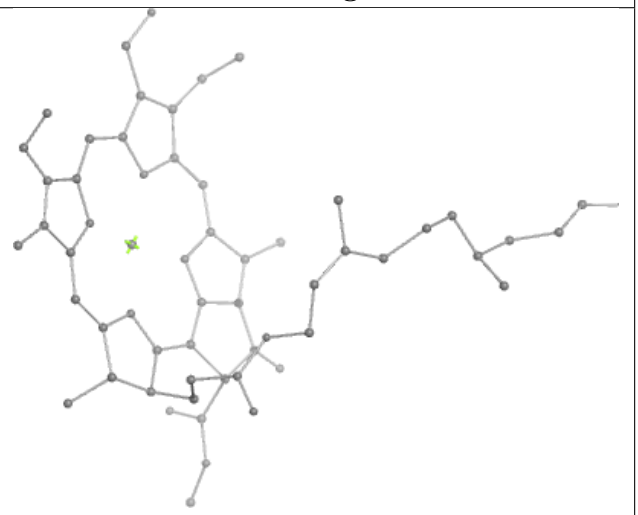

Rings

Ligand PHO D 402	
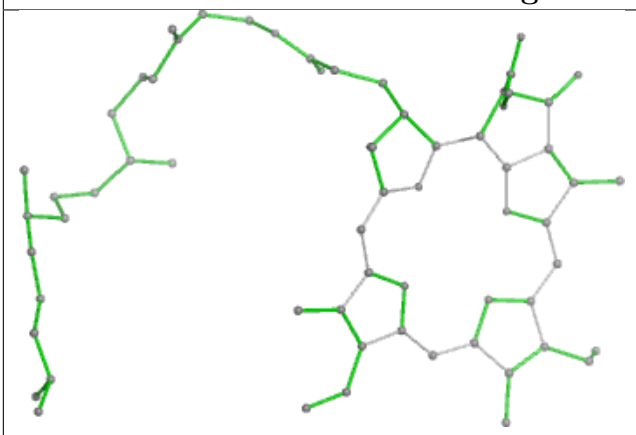 Bond lengths	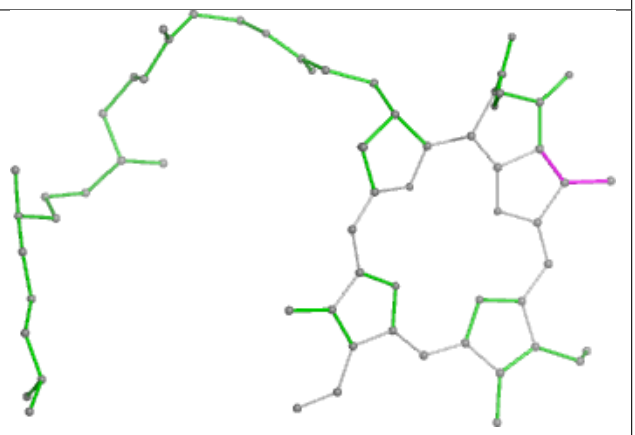 Bond angles
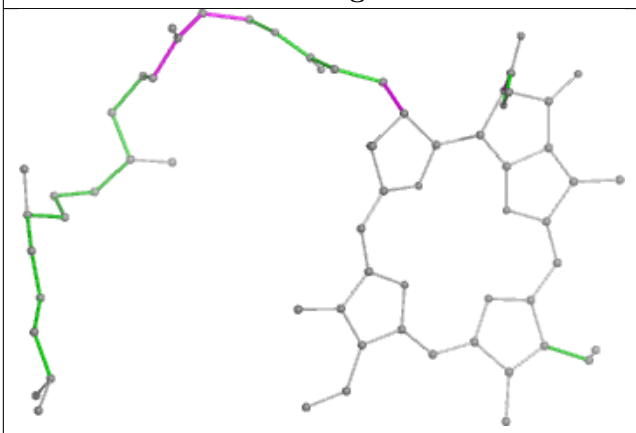 Torsions	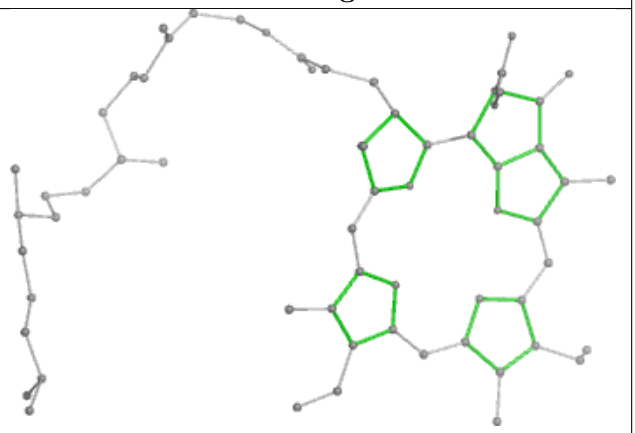 Rings

Ligand CLA 13 611

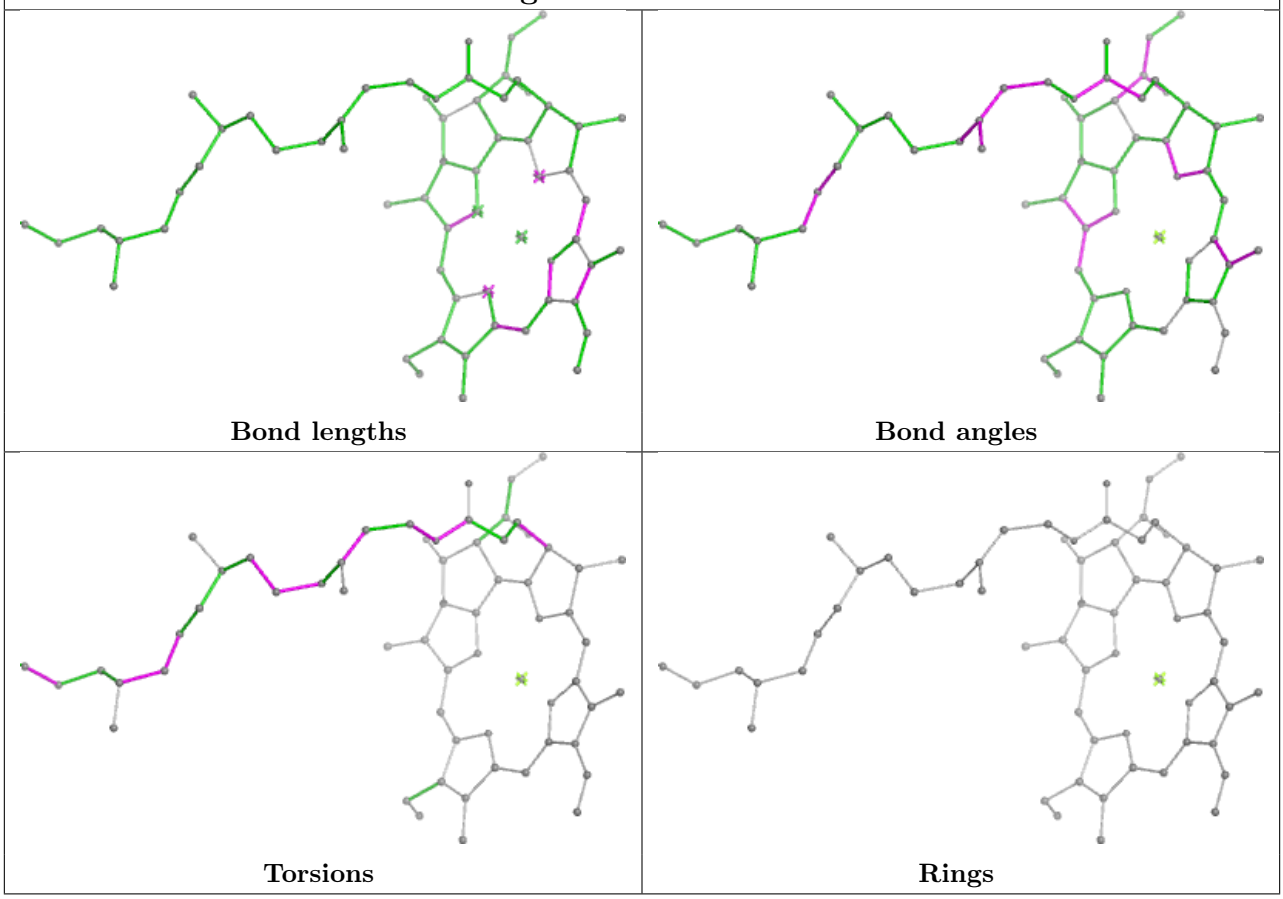

Ligand CLA d 402

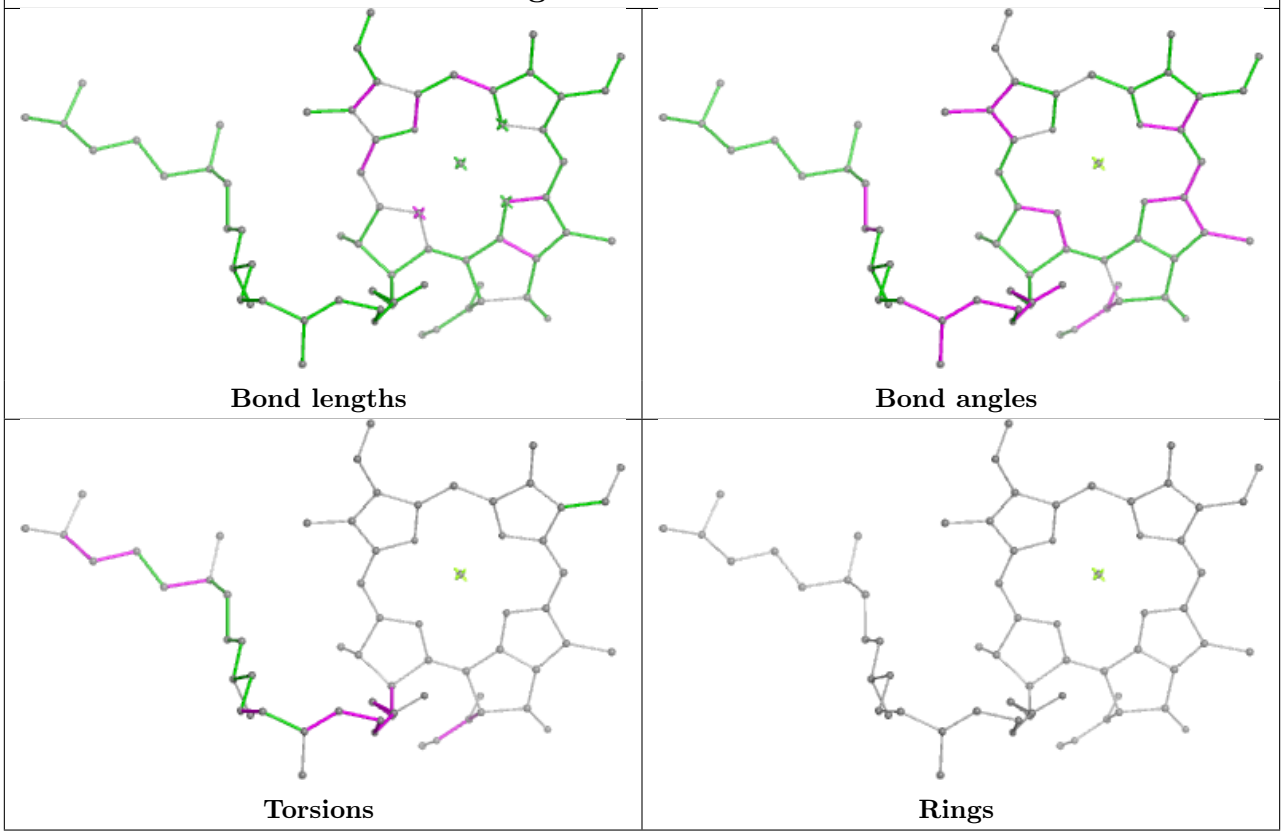

Ligand CLA 13 615

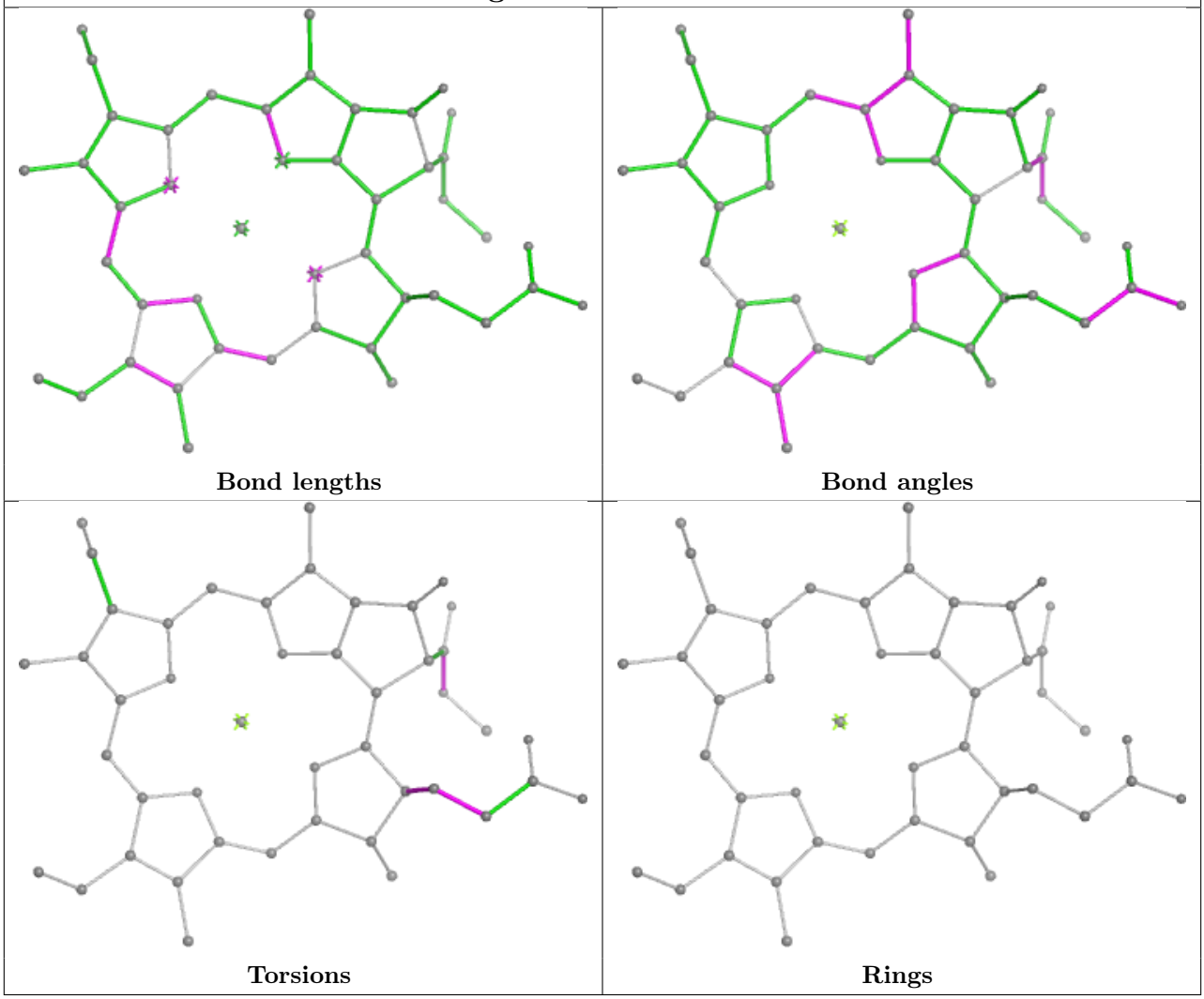

Ligand LUT g 616

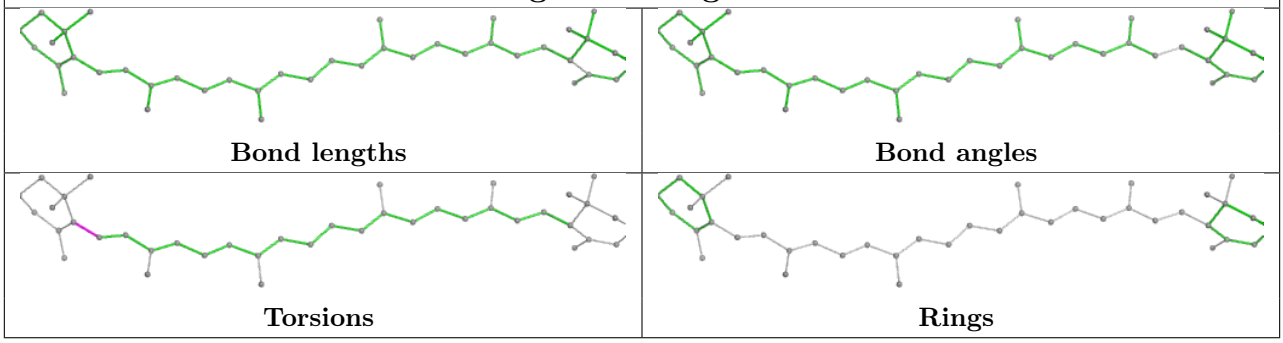

Ligand CHL 12 606

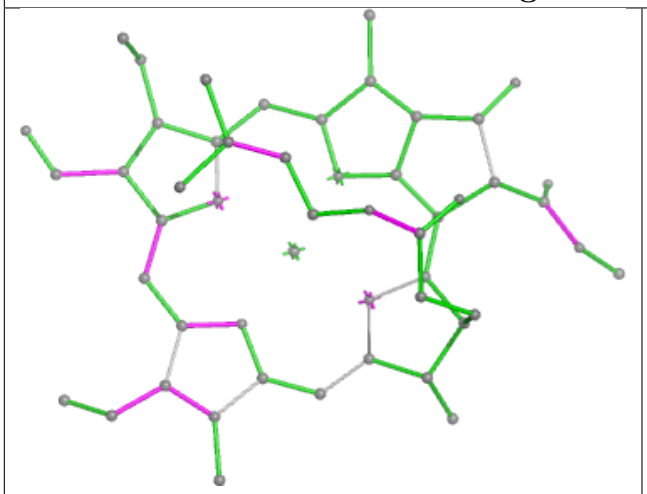

Bond lengths

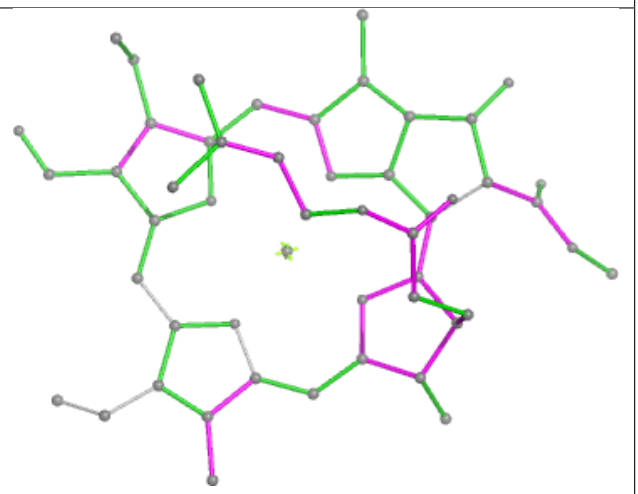

Bond angles

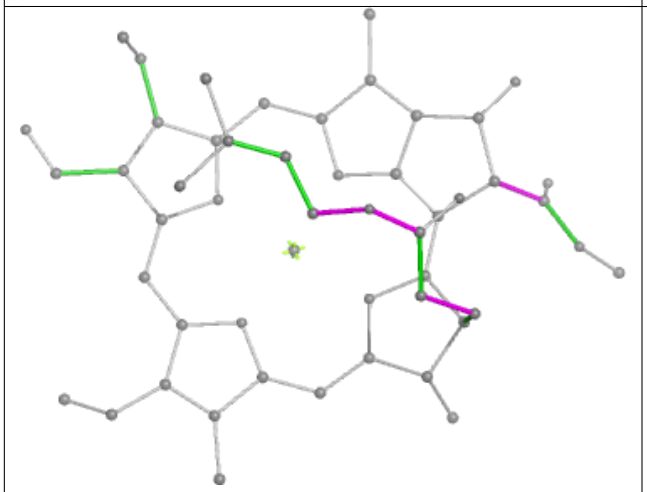

Torsions

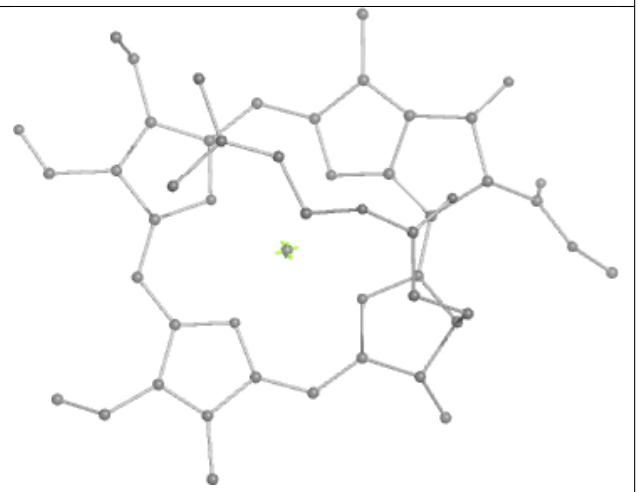

Rings

Ligand CHL 2 605

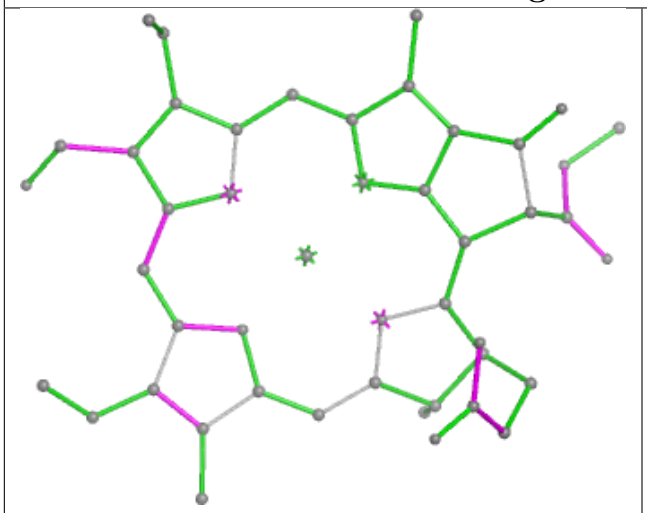

Bond lengths

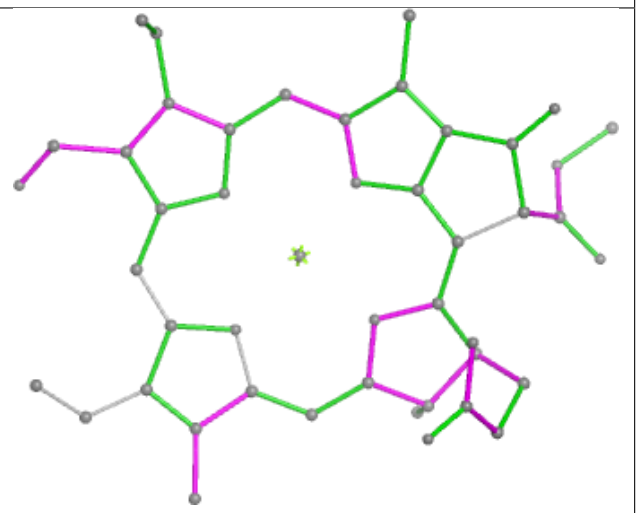

Bond angles

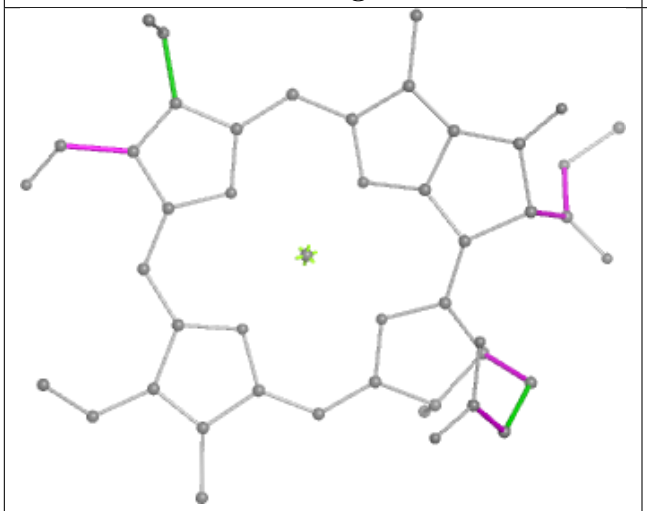

Torsions

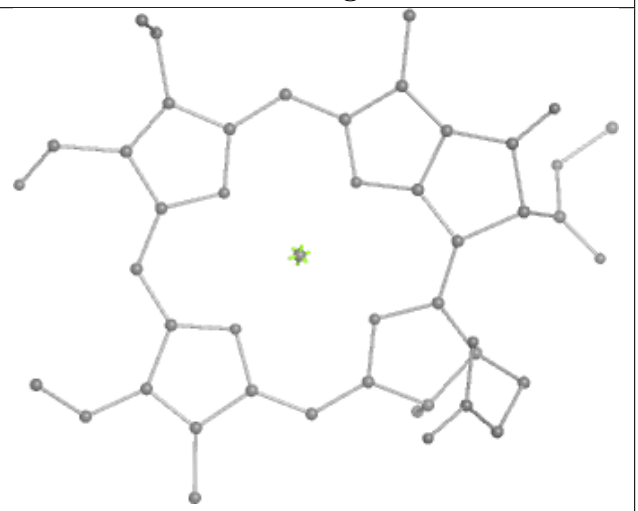

Rings

Ligand LUT 5 614

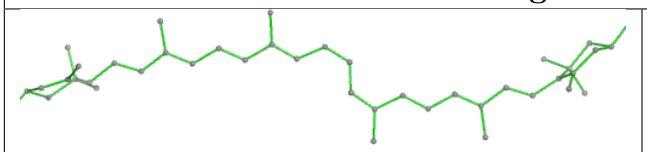

Bond lengths

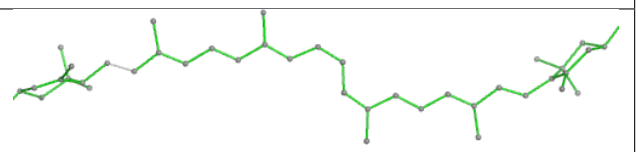

Bond angles

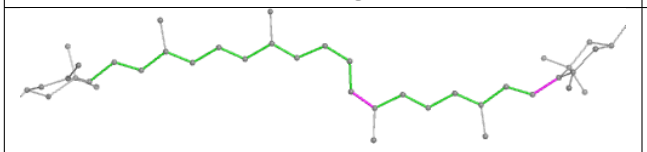

Torsions

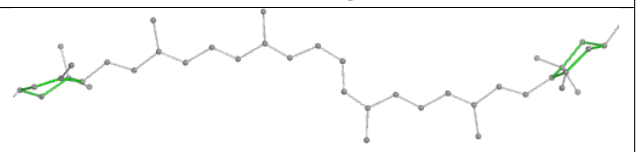

Rings

Ligand NEX 16 619	
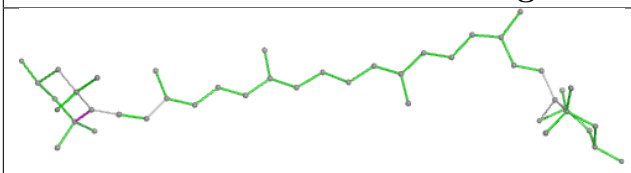 Bond lengths	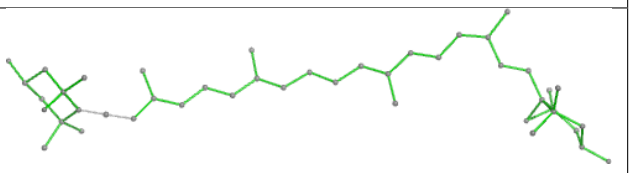 Bond angles
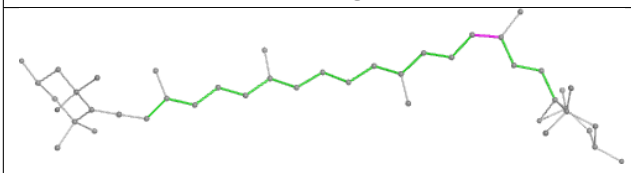 Torsions	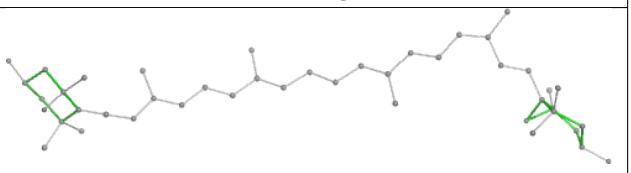 Rings

Ligand CLA 13 612	
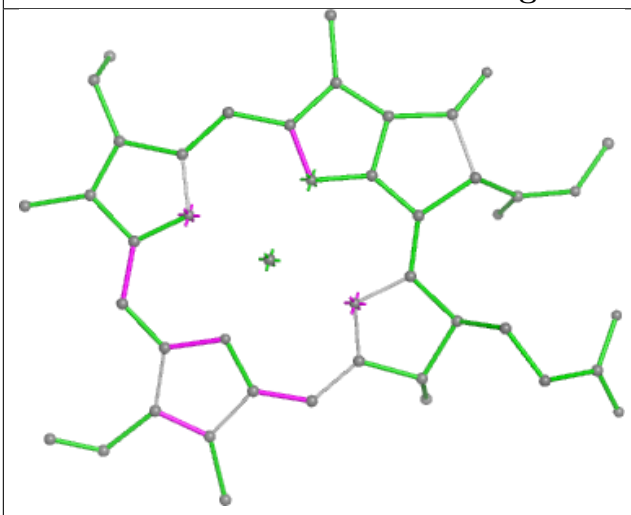 Bond lengths	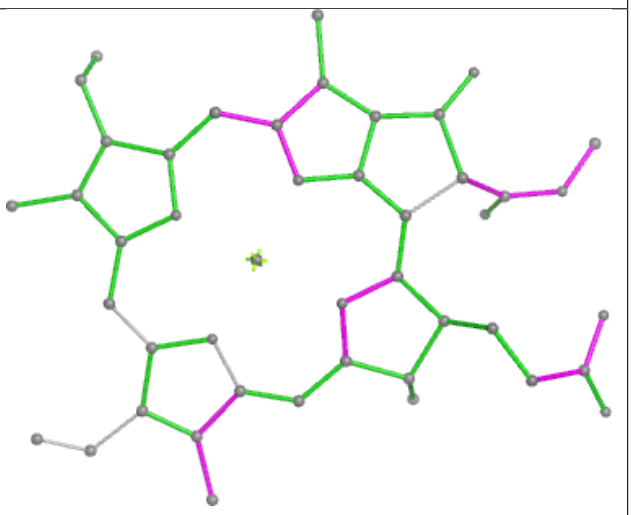 Bond angles
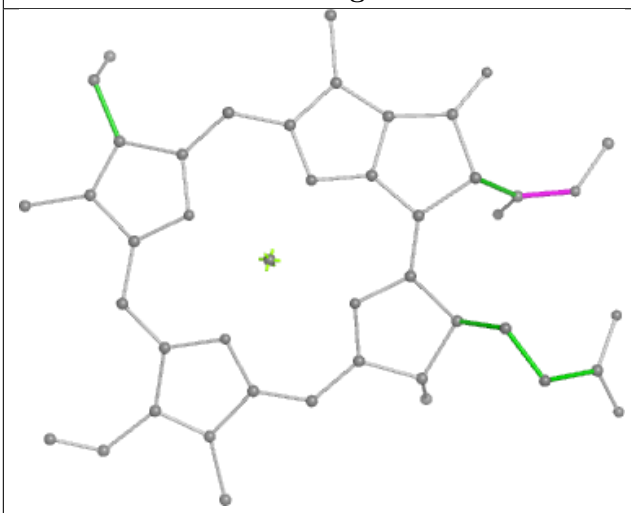 Torsions	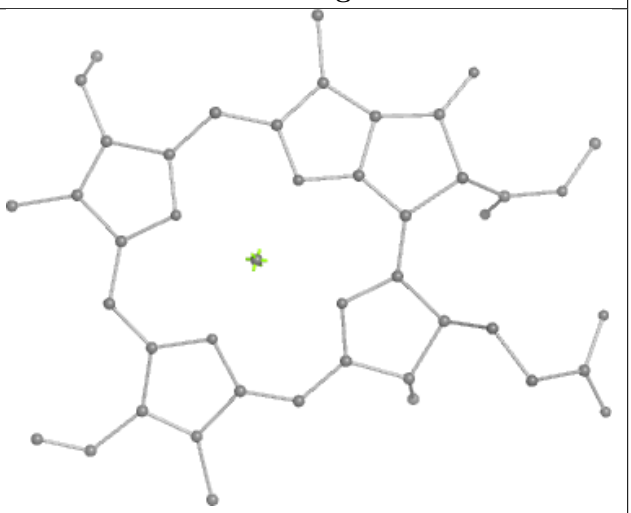 Rings

Ligand PL9 a 410	
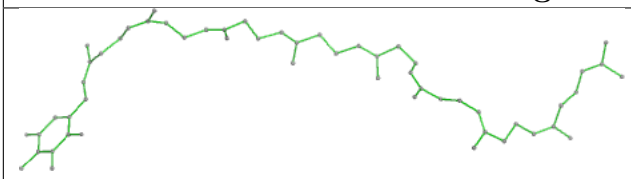 Bond lengths	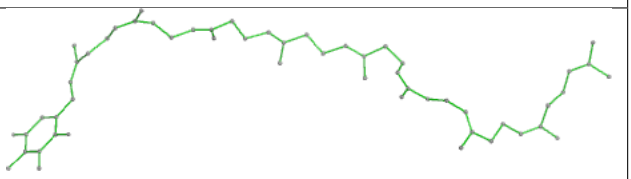 Bond angles
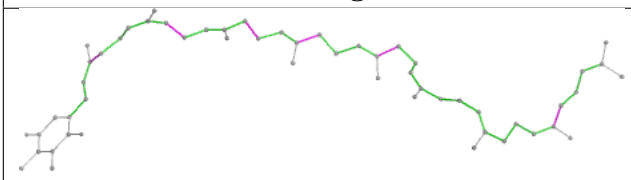 Torsions	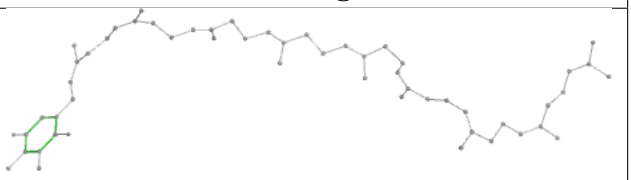 Rings

Ligand LUT G 617	
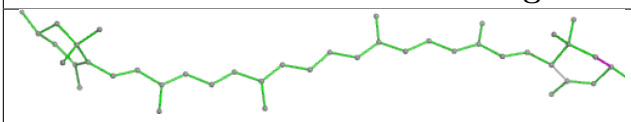 Bond lengths	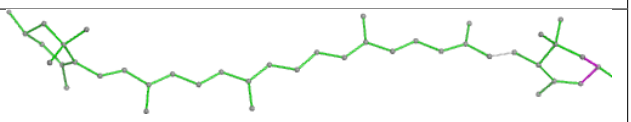 Bond angles
Torsions	Rings

Ligand CLA 2 611

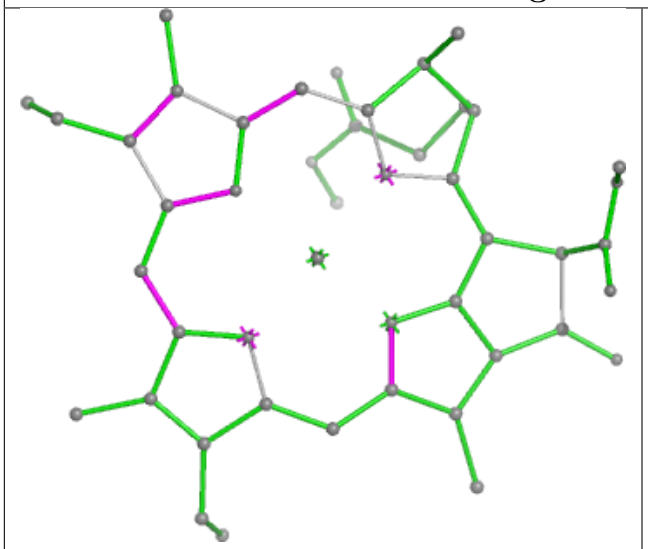

Bond lengths

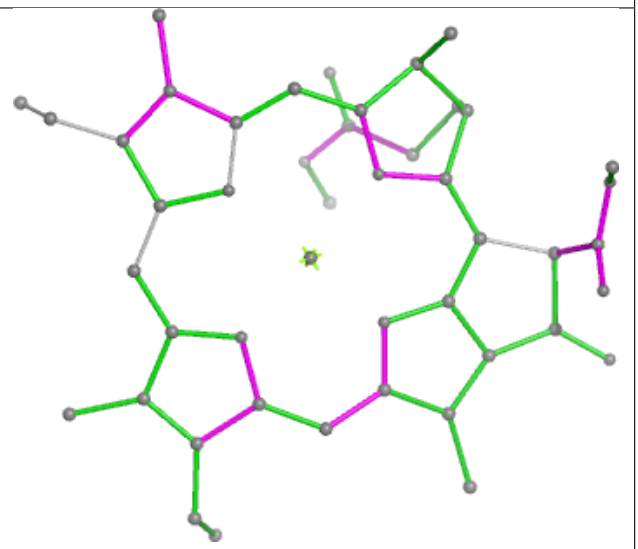

Bond angles

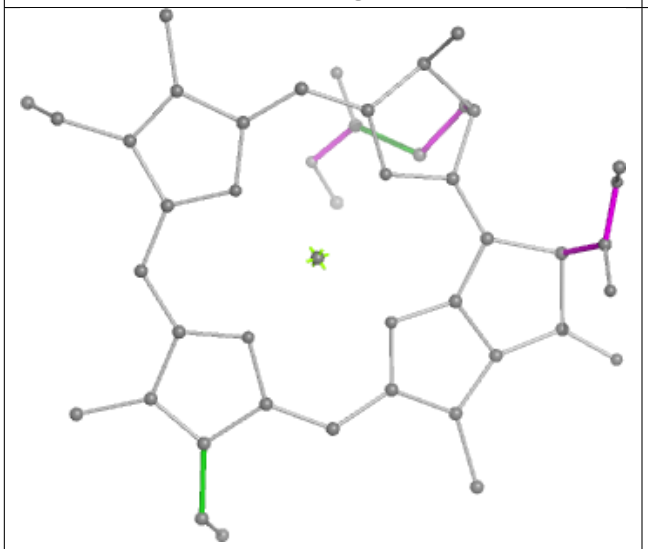

Torsions

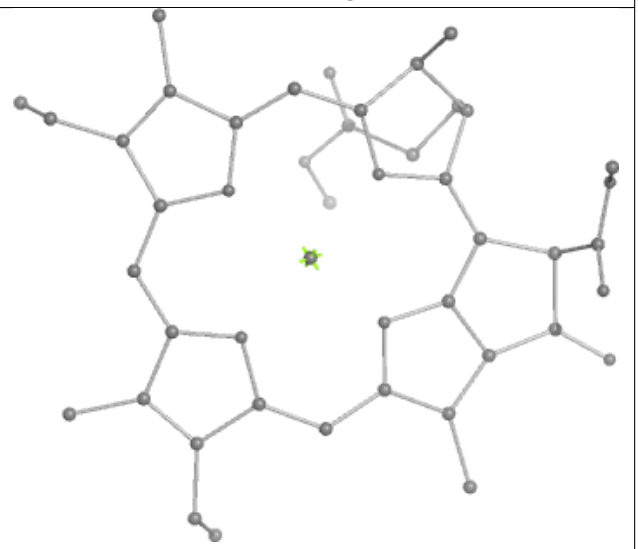

Rings

Ligand LHG s 621

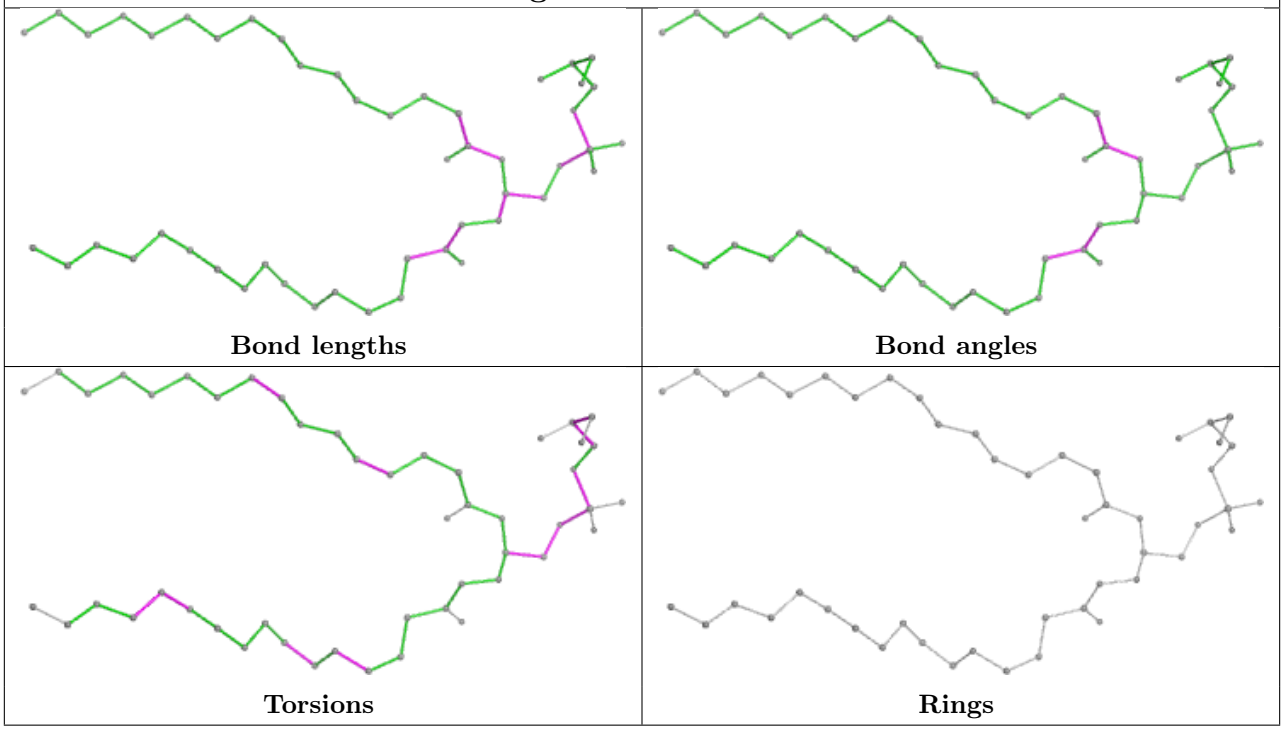

Ligand CLA 11 610

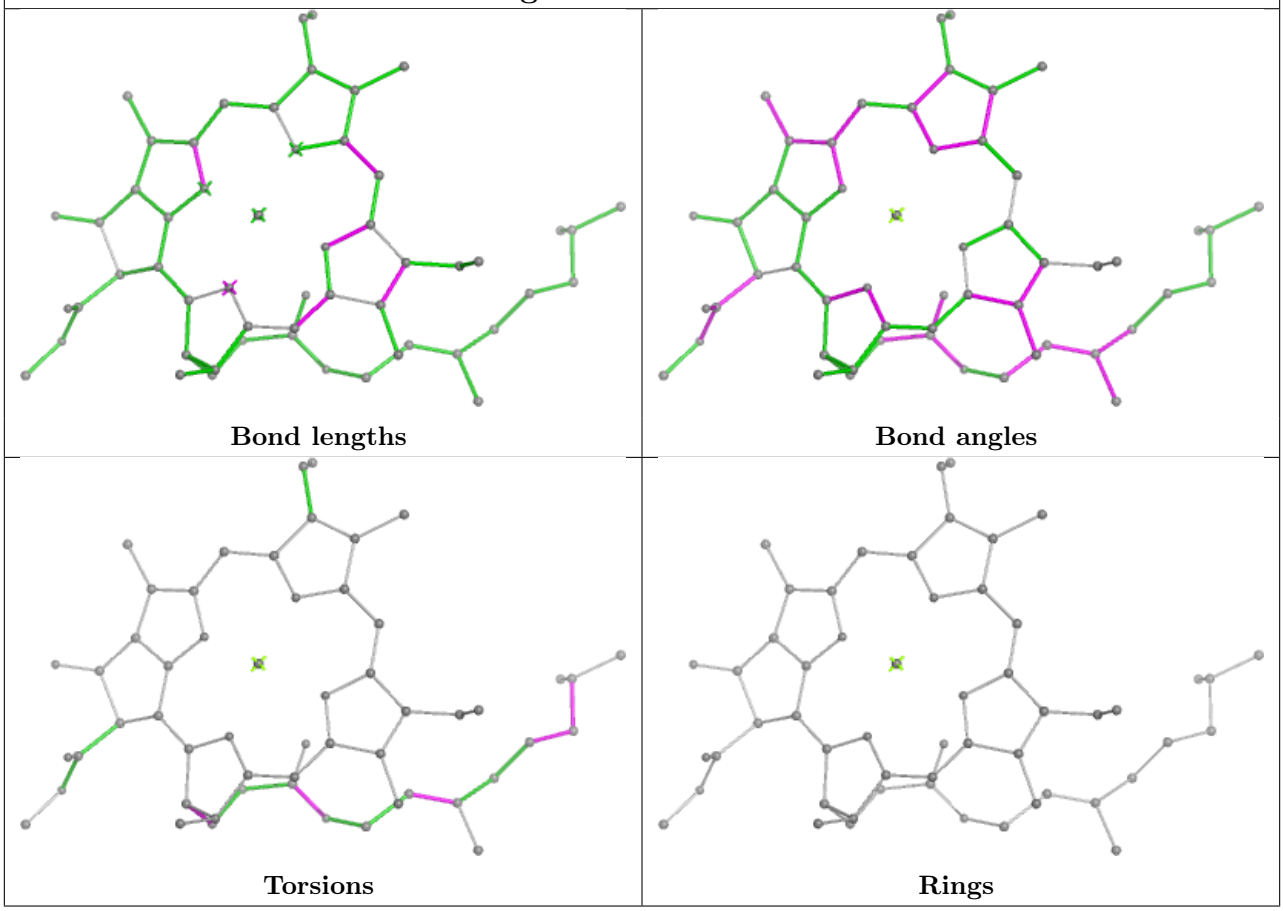

Ligand CHL 6 601

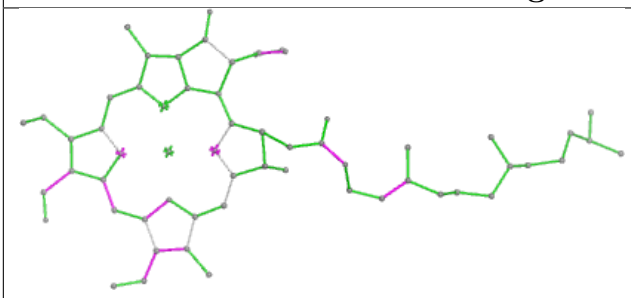

Bond lengths

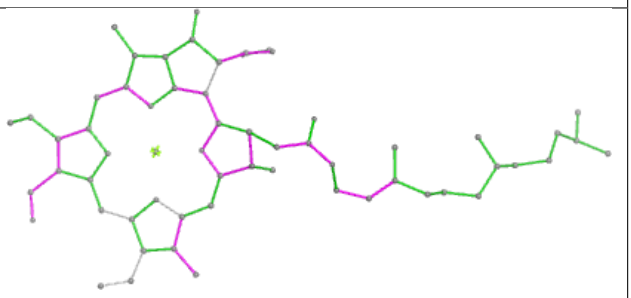

Bond angles

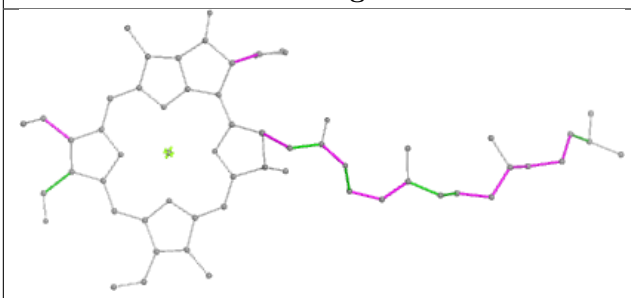

Torsions

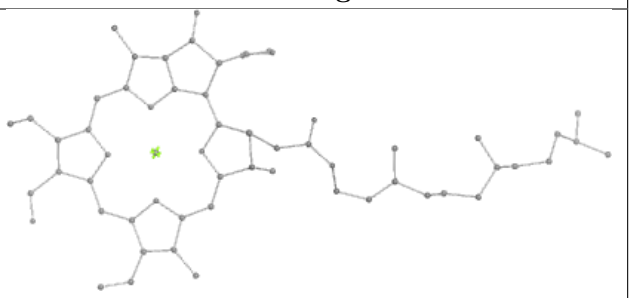

Rings

Ligand LUT n 617

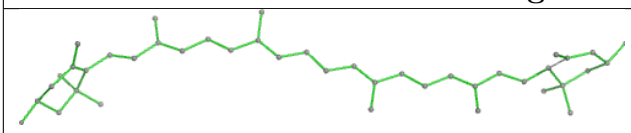

Bond lengths

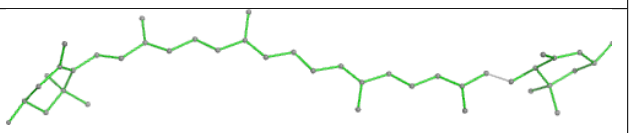

Bond angles

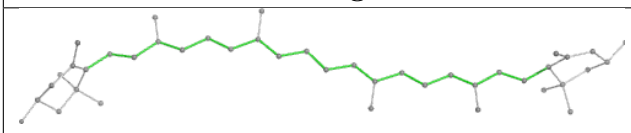

Torsions

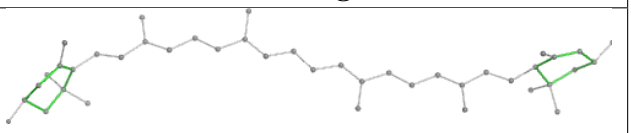

Rings

Ligand NEX 13 619

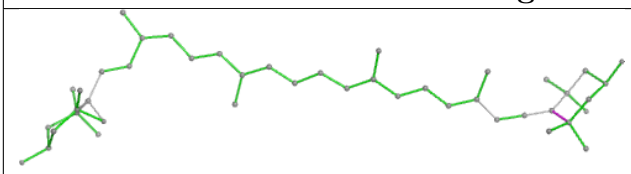

Bond lengths

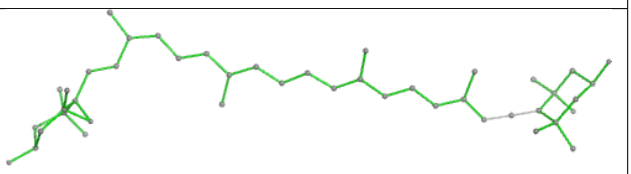

Bond angles

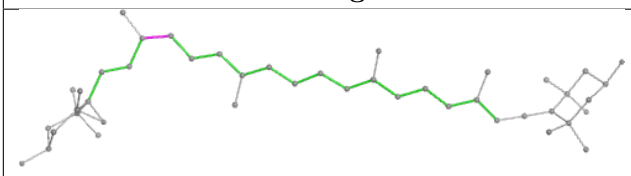

Torsions

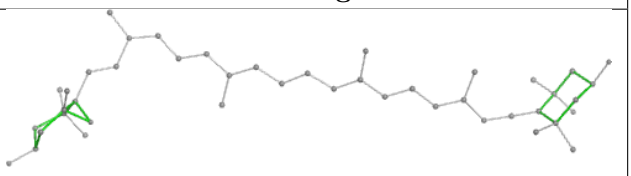

Rings

Ligand CLA r 603

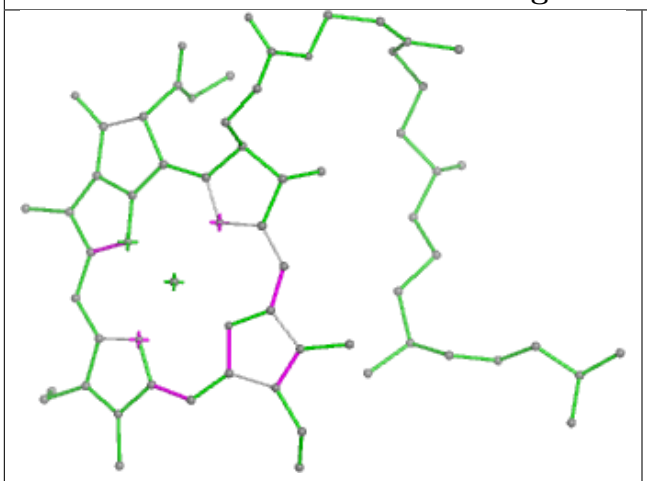

Bond lengths

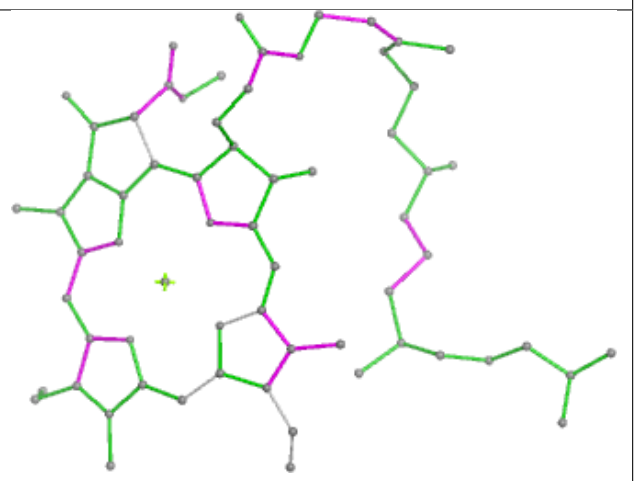

Bond angles

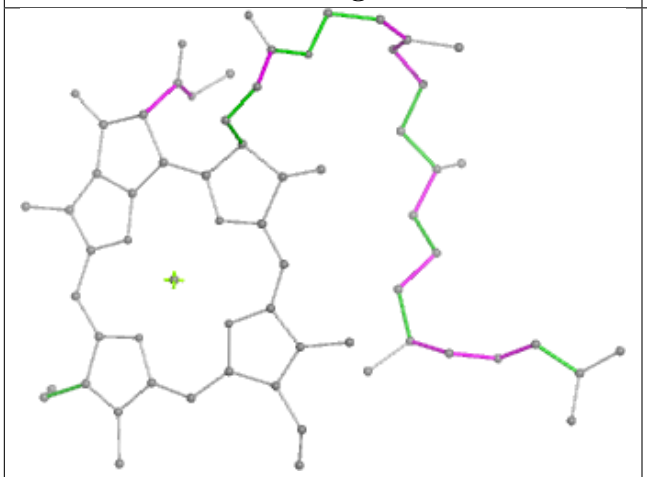

Torsions

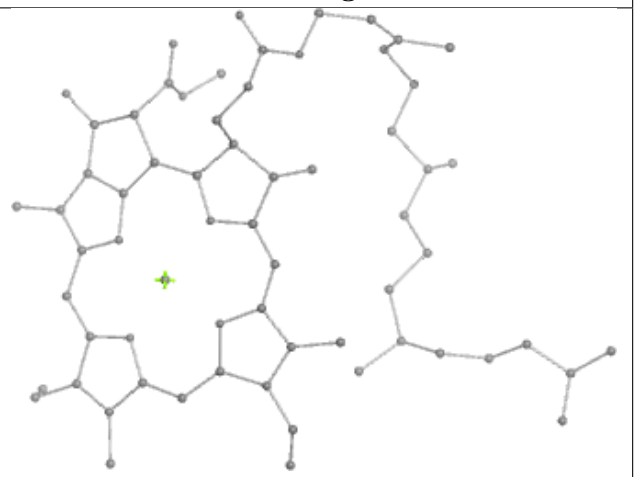

Rings

Ligand CHL 3 601

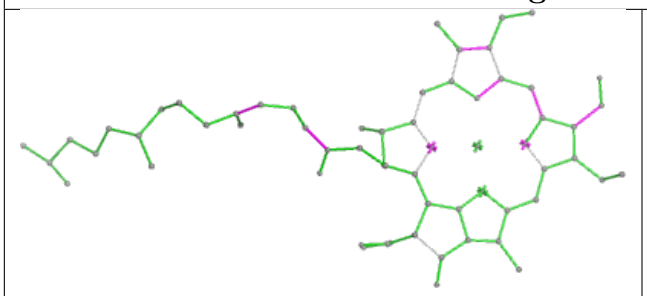

Bond lengths

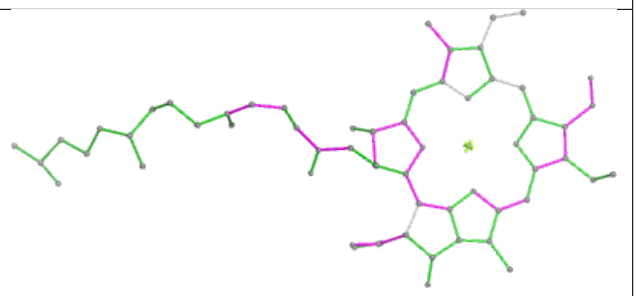

Bond angles

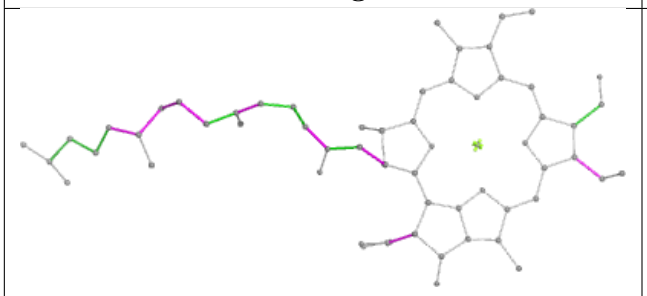

Torsions

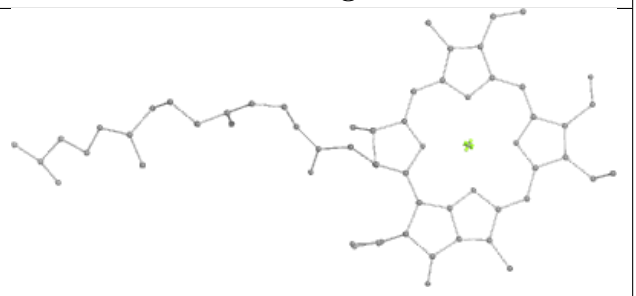

Rings

Ligand CLA 14 612

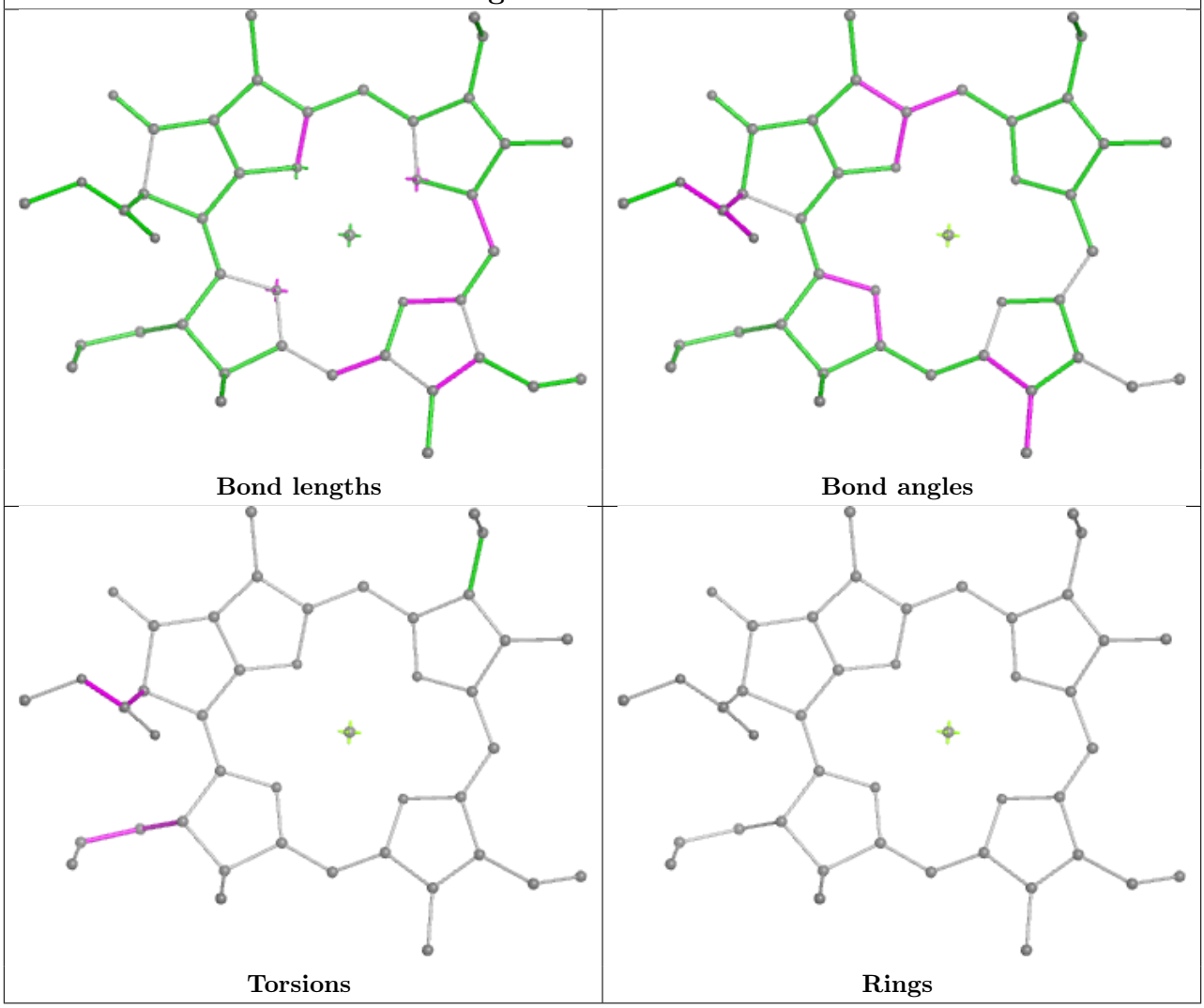

Ligand CLA c 508

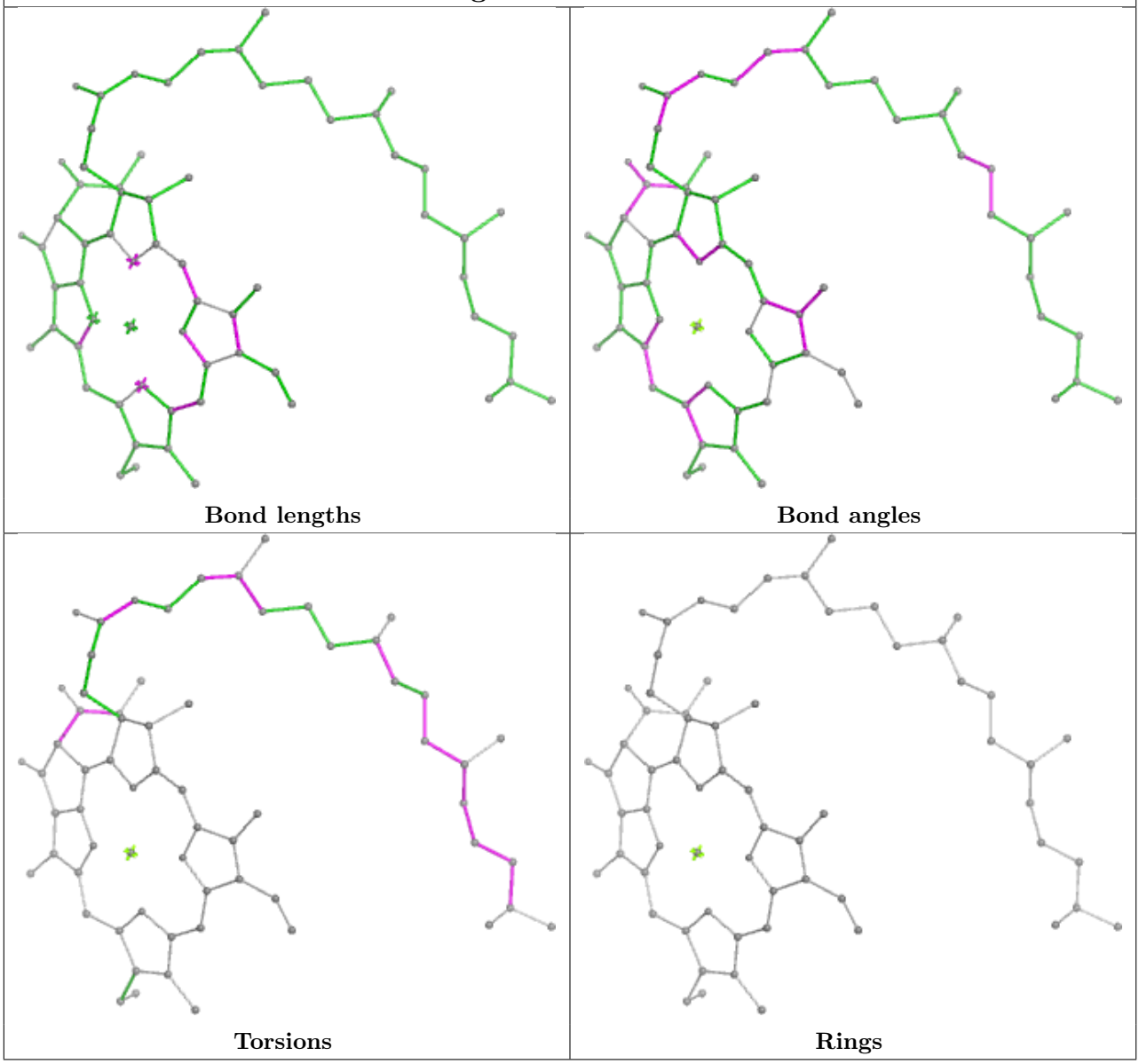

Ligand NEX R 617

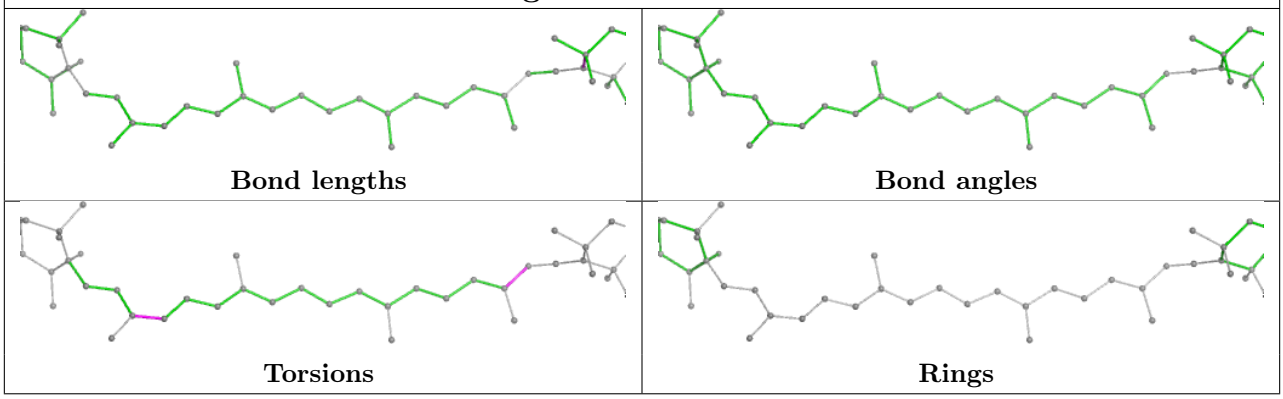

Ligand CLA 3 611

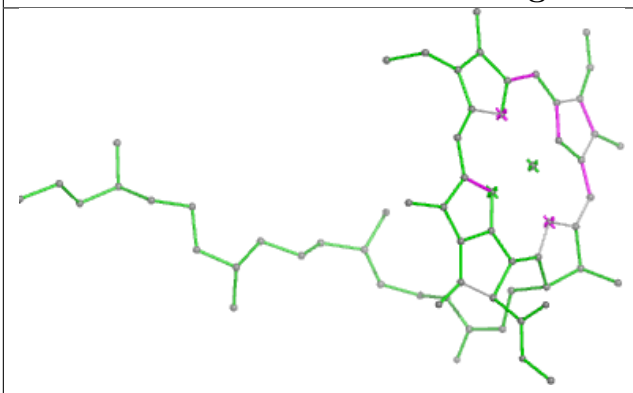

Bond lengths

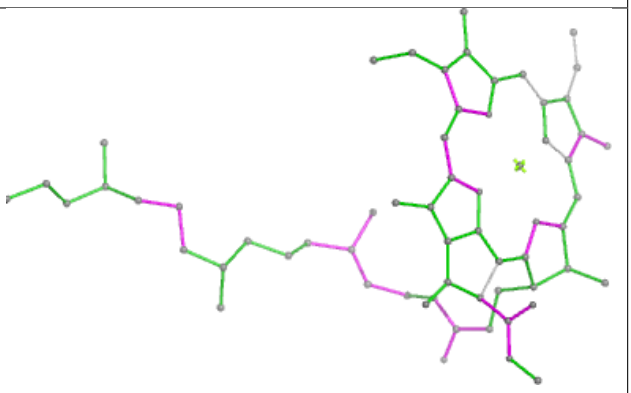

Bond angles

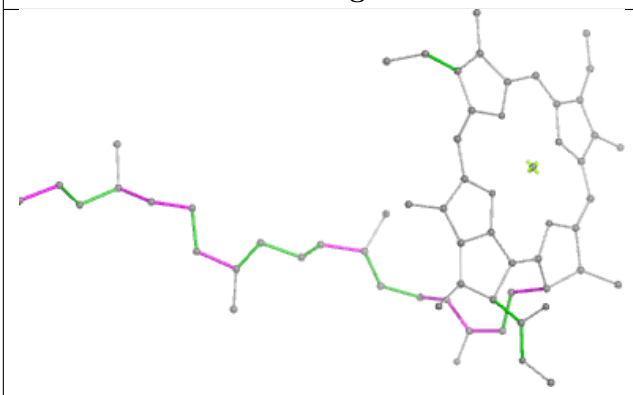

Torsions

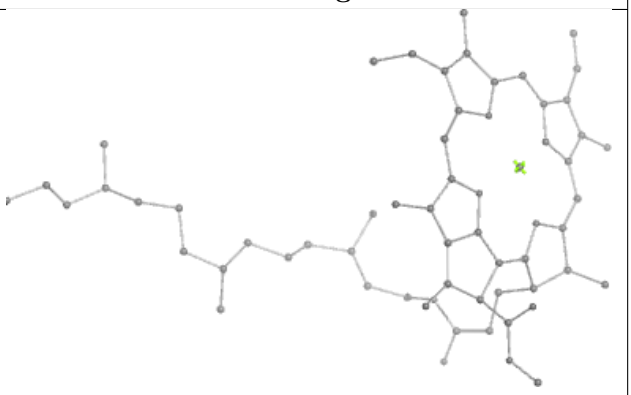

Rings

Ligand NEX S 620

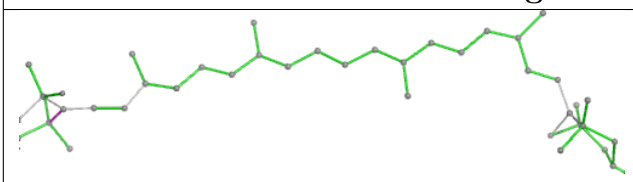

Bond lengths

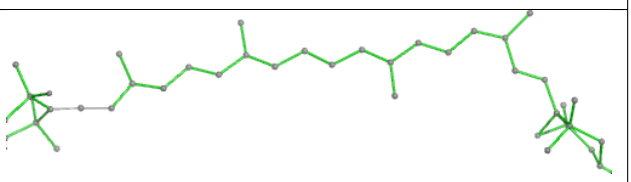

Bond angles

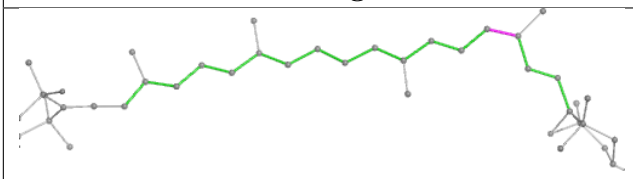

Torsions

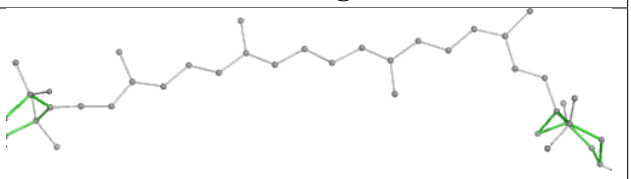

Rings

Ligand CLA y 610	
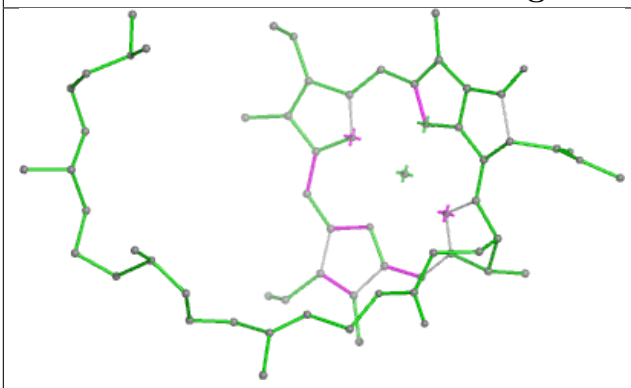	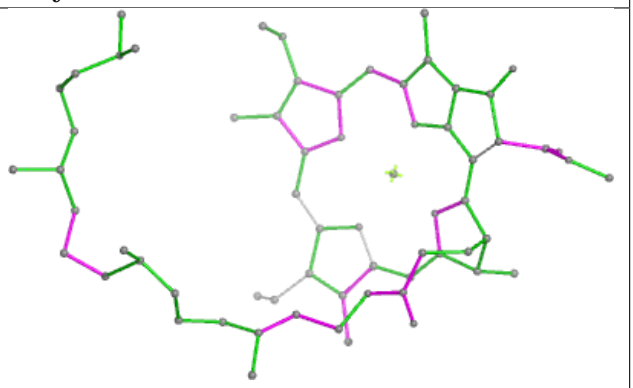
Bond lengths	Bond angles
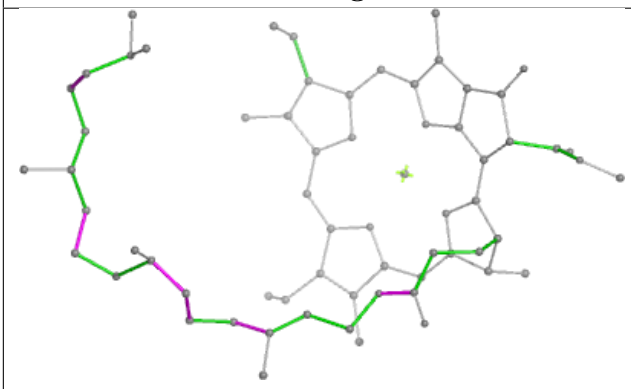	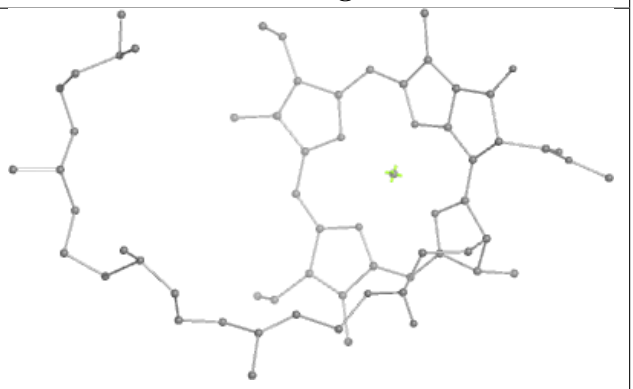
Torsions	Rings

Ligand CLA 12 613

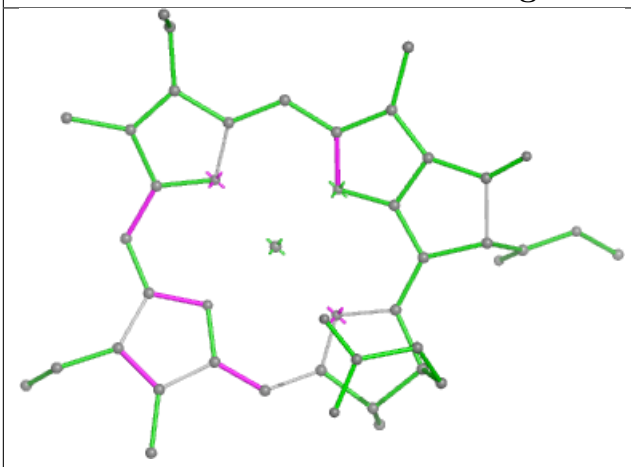

Bond lengths

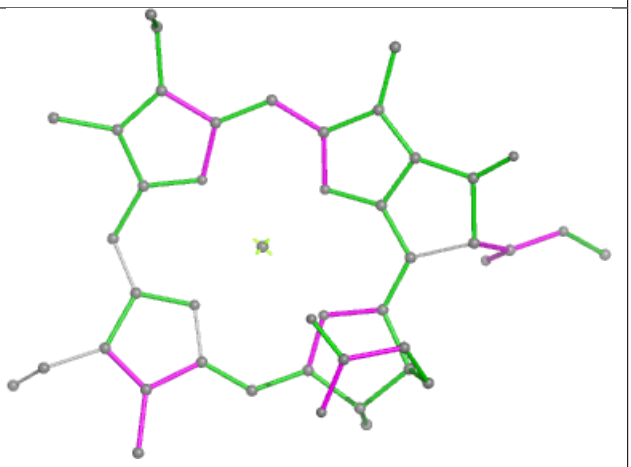

Bond angles

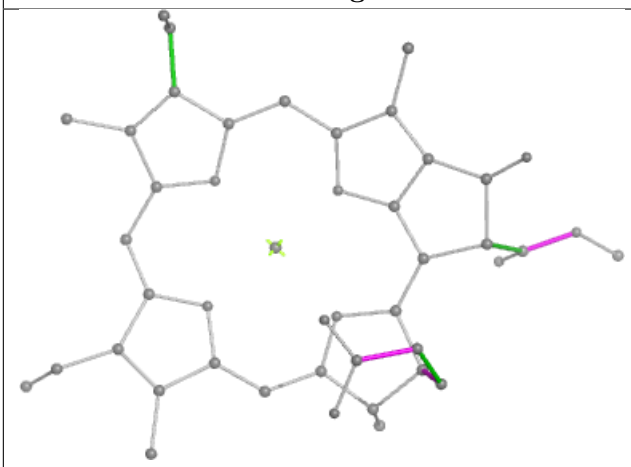

Torsions

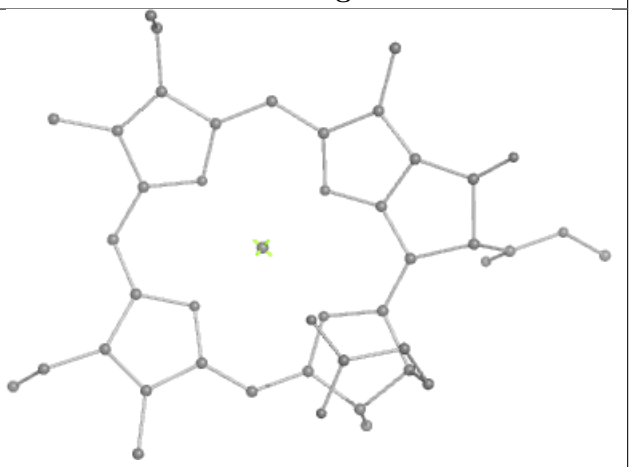

Rings

Ligand CHL y 606

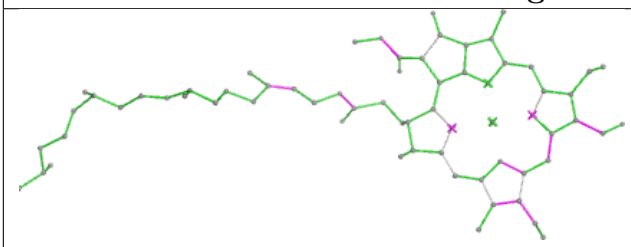

Bond lengths

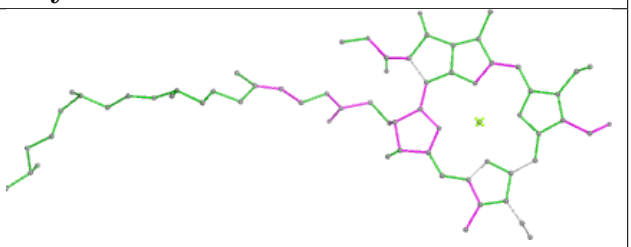

Bond angles

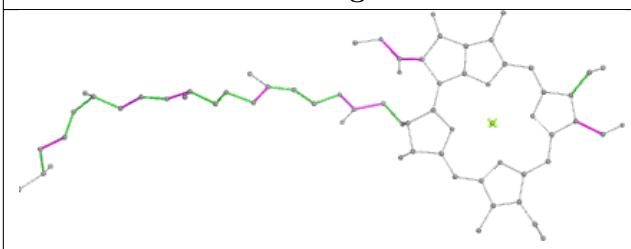

Torsions

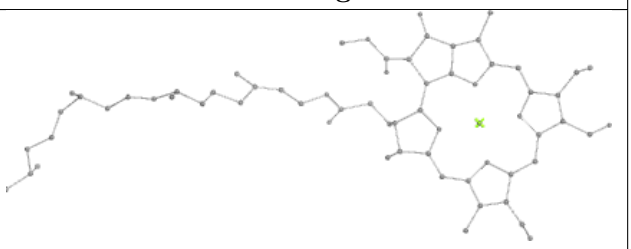

Rings

Ligand BCR H 103	
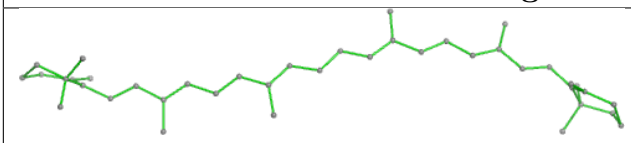 Bond lengths	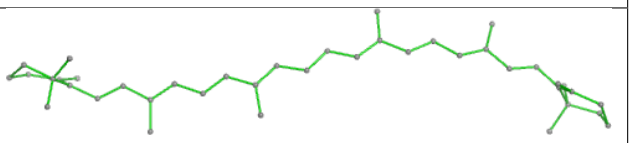 Bond angles
 Torsions	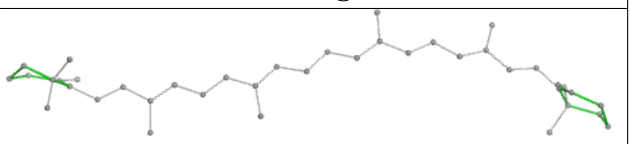 Rings

Ligand CHL 6 606	
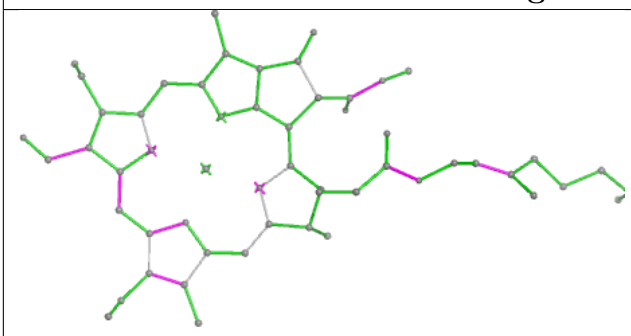 Bond lengths	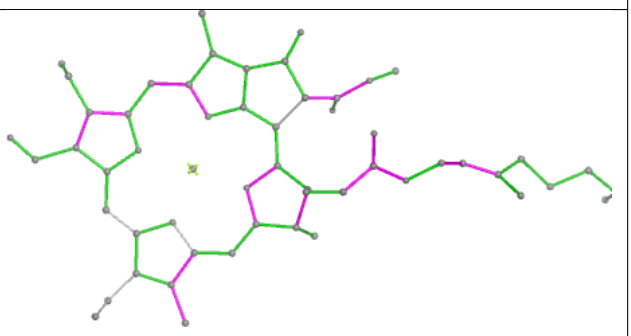 Bond angles
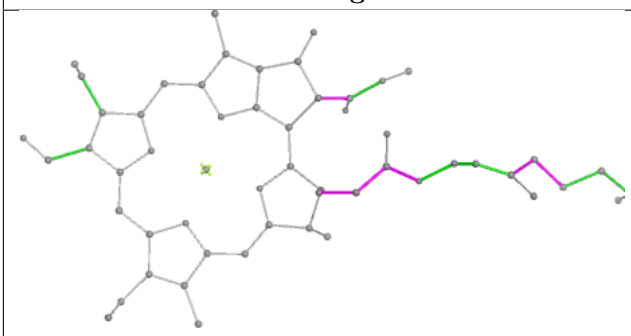 Torsions	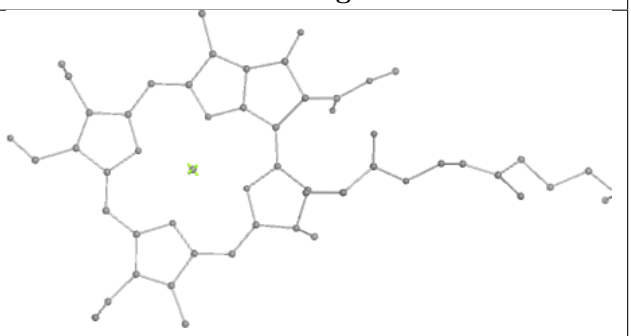 Rings

Ligand CHL y 609	
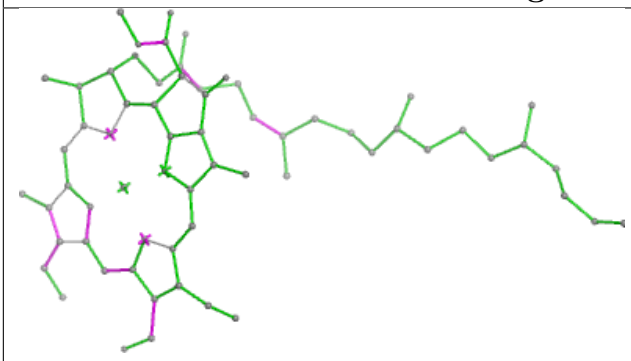 Bond lengths	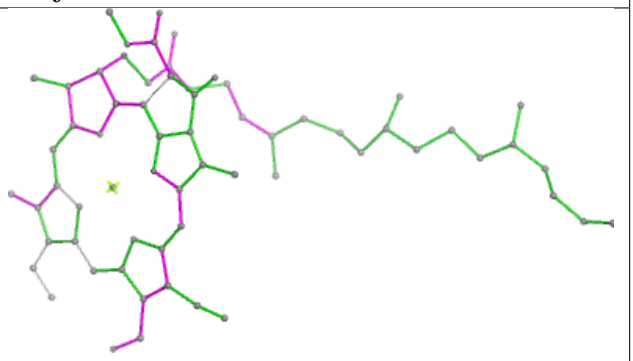 Bond angles
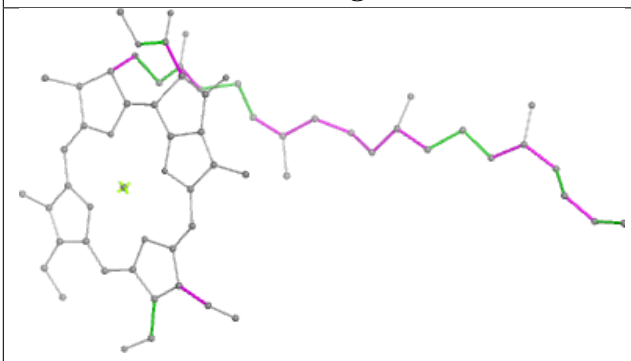 Torsions	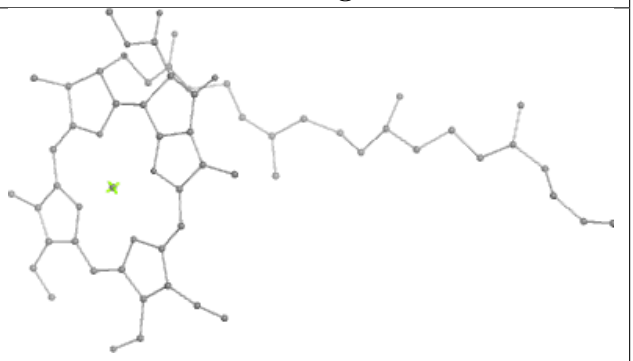 Rings

Ligand CLA b 611	
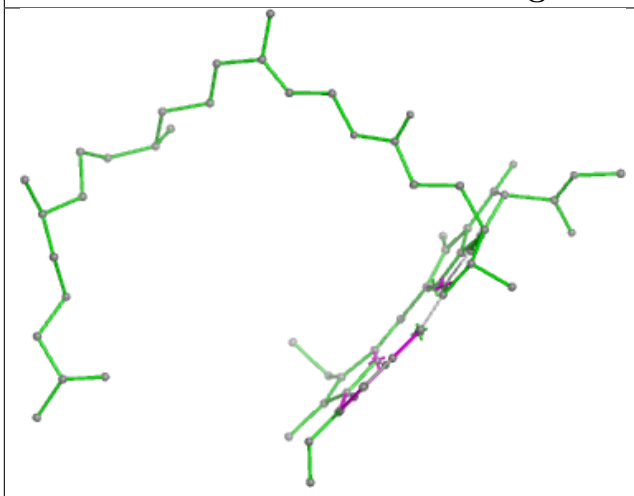 Bond lengths	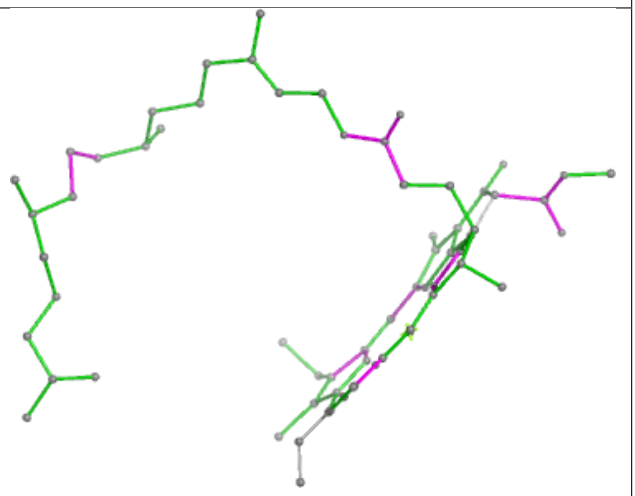 Bond angles
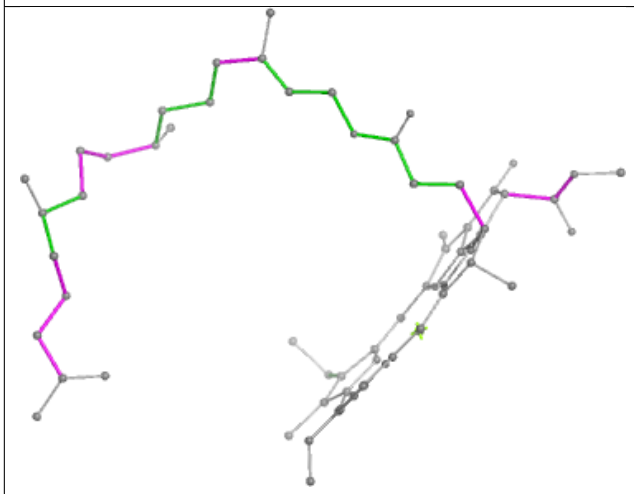 Torsions	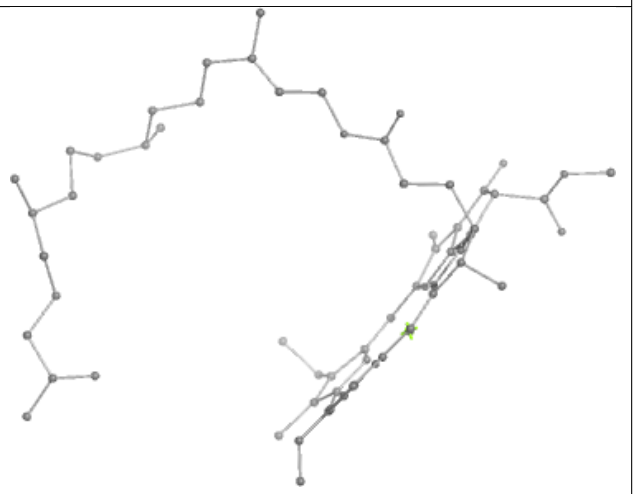 Rings

Ligand NEX 2 616	
 Bond lengths	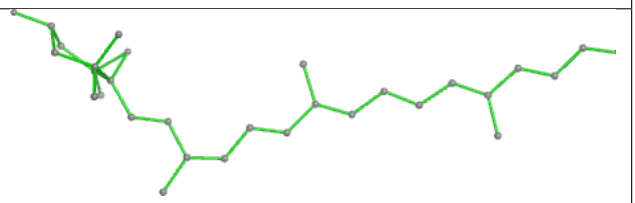 Bond angles
 Torsions	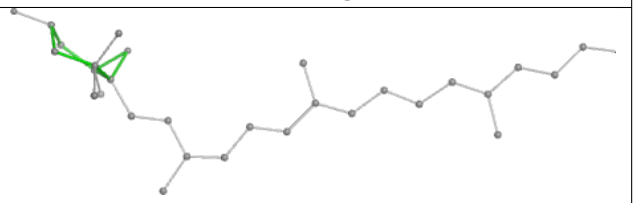 Rings

Ligand LUT y 622	
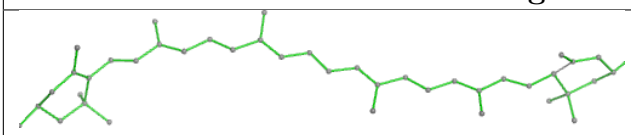 Bond lengths	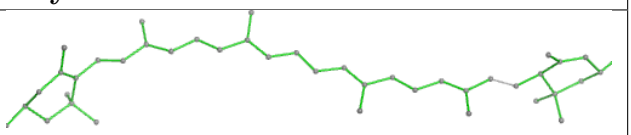 Bond angles
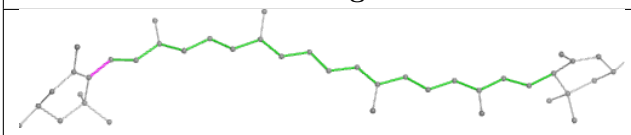 Torsions	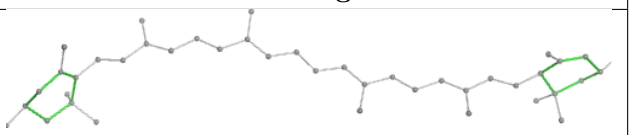 Rings

Ligand CLA B 604	
 Bond lengths	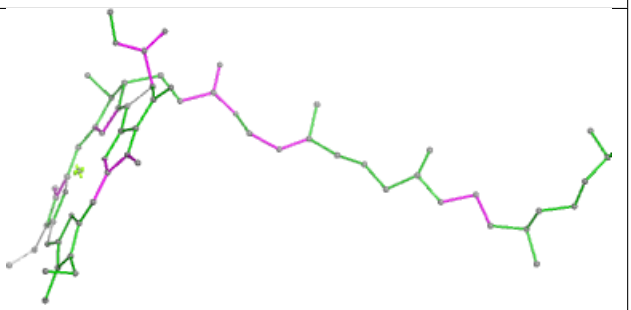 Bond angles
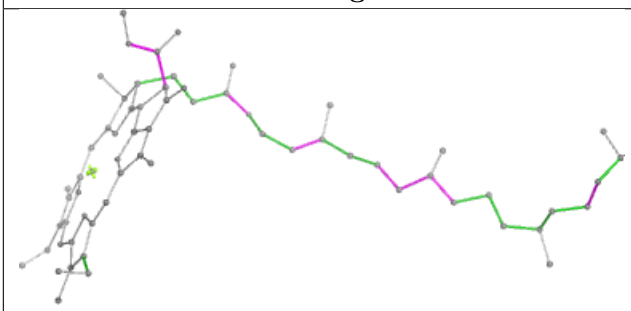 Torsions	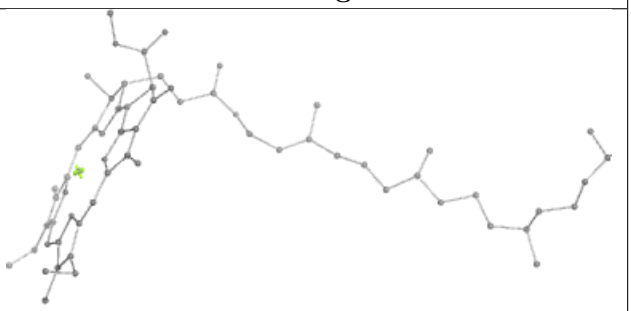 Rings

Ligand CLA S 615

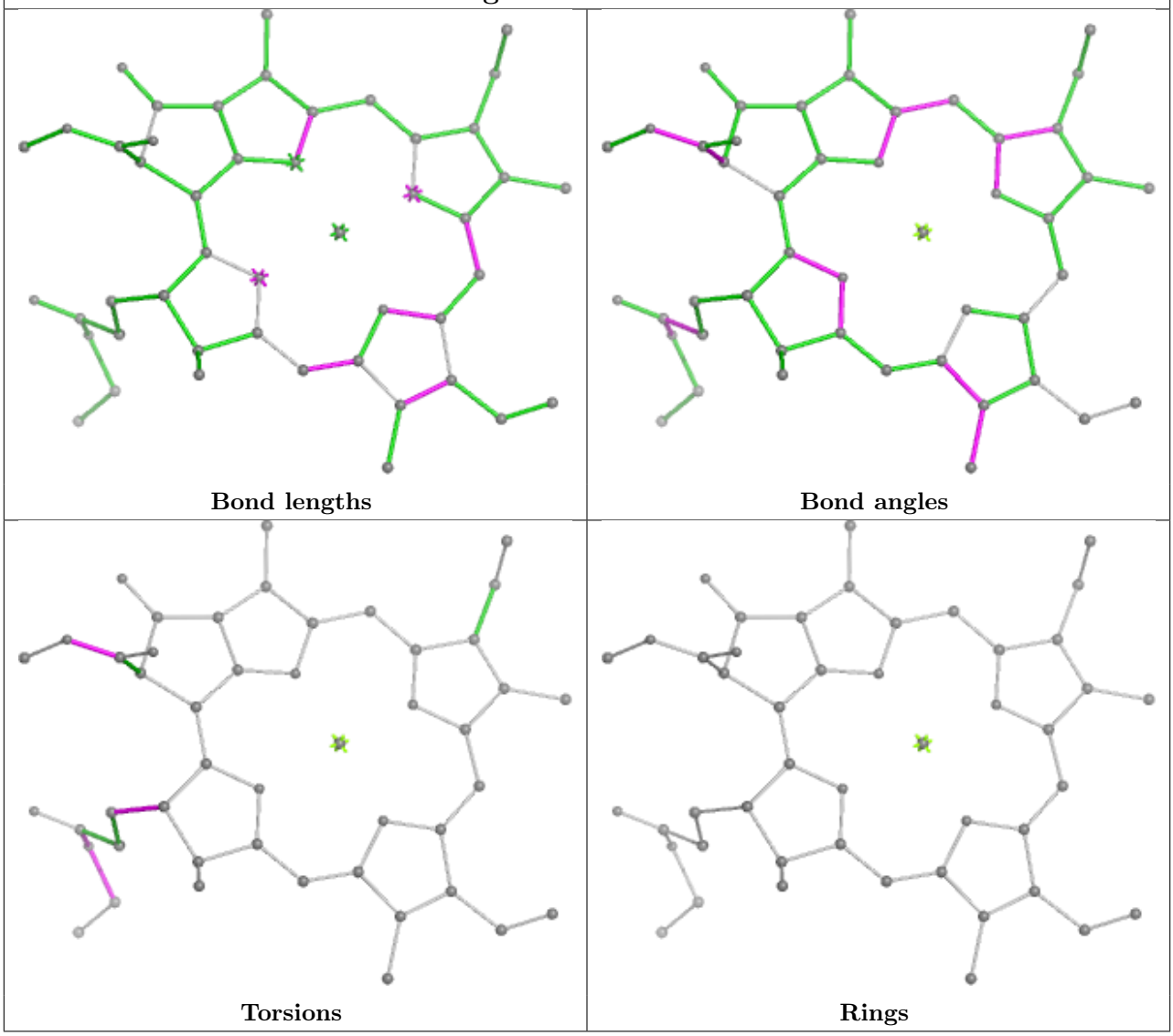

Ligand CHL 6 608

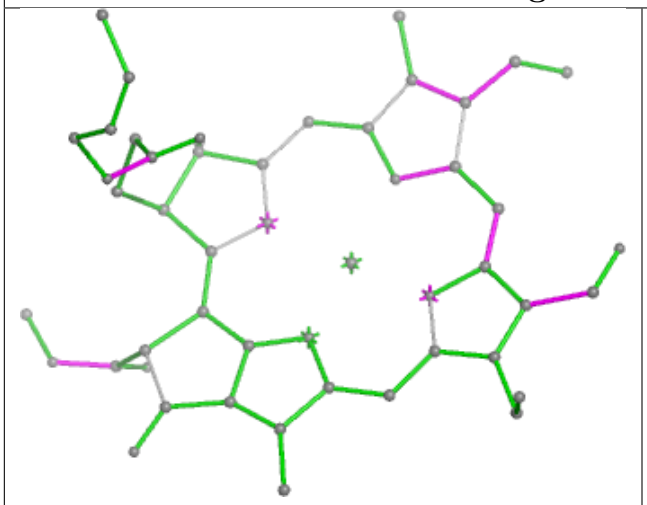

Bond lengths

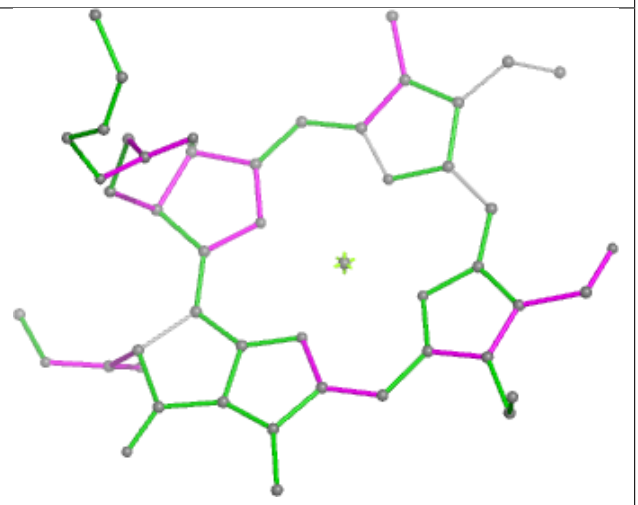

Bond angles

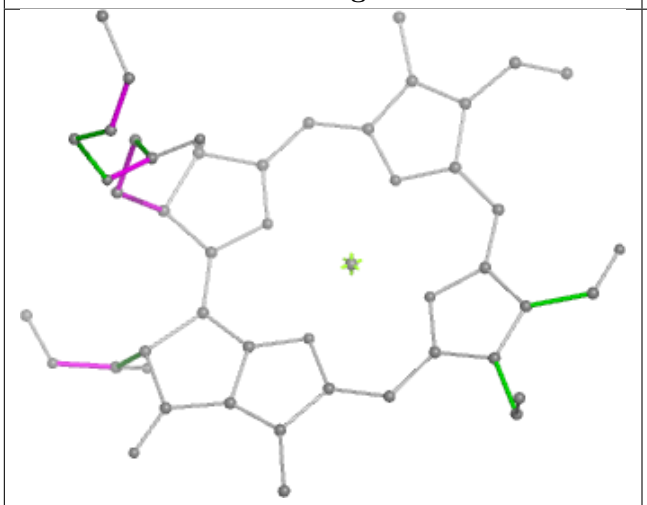

Torsions

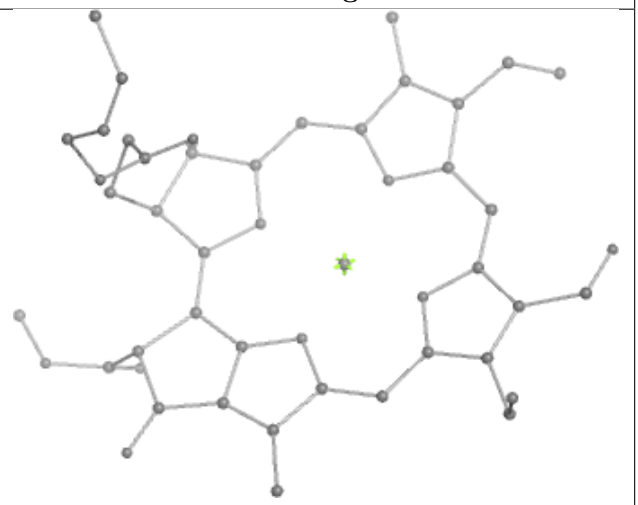

Rings

Ligand 3PH b 623



Bond lengths



Bond angles

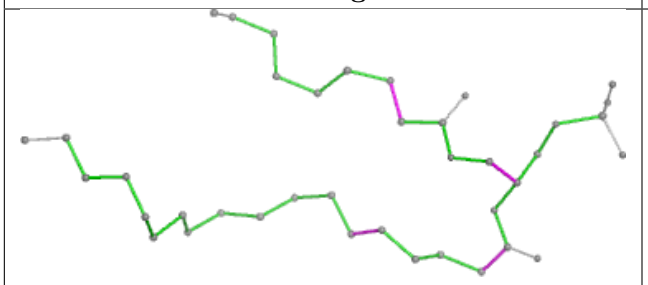

Torsions

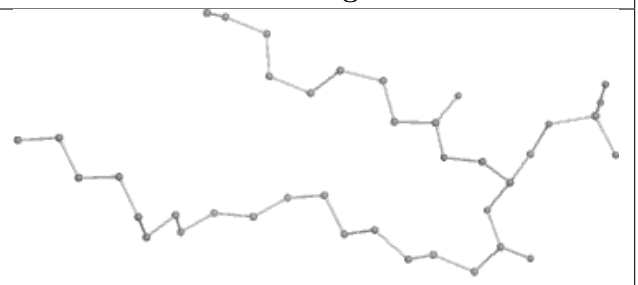

Rings

Ligand LHG D 412

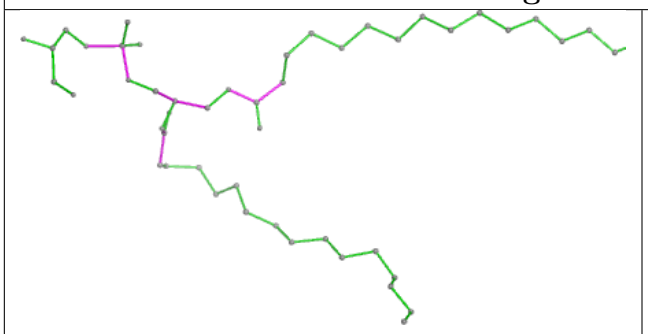

Bond lengths

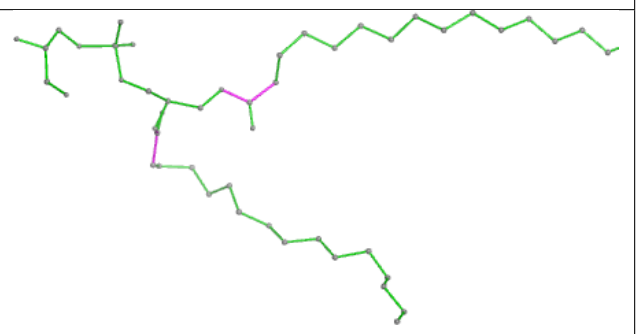

Bond angles



Torsions

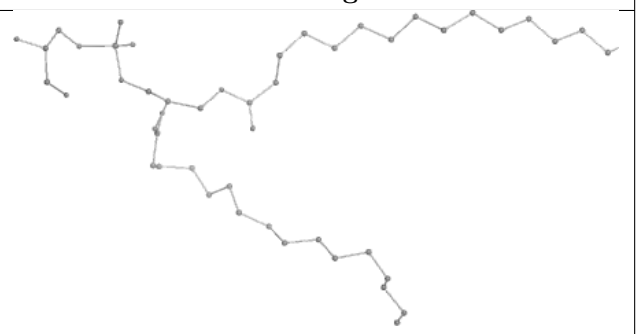

Rings

Ligand CHL r 605	
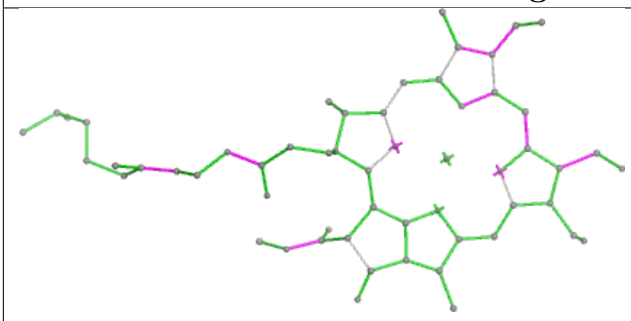 Bond lengths	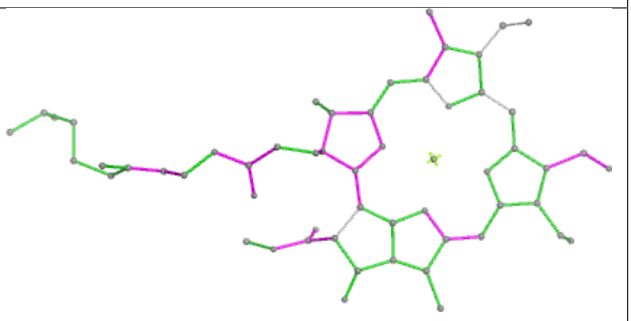 Bond angles
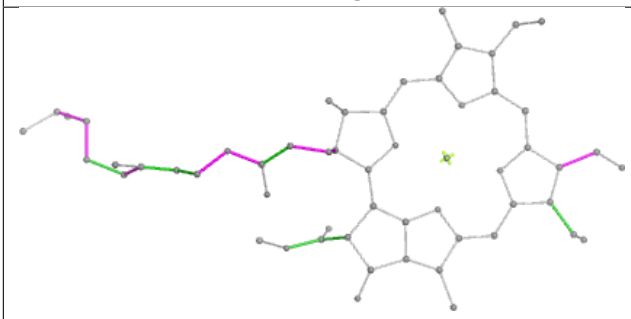 Torsions	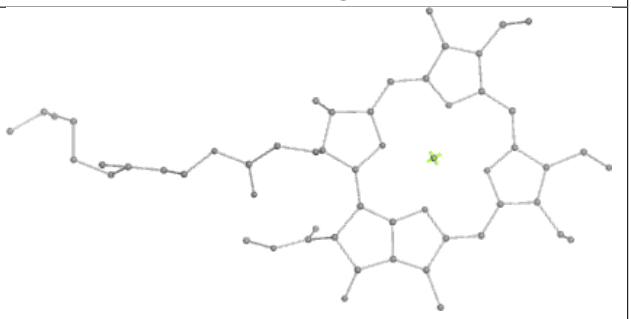 Rings

Ligand CLA r 601

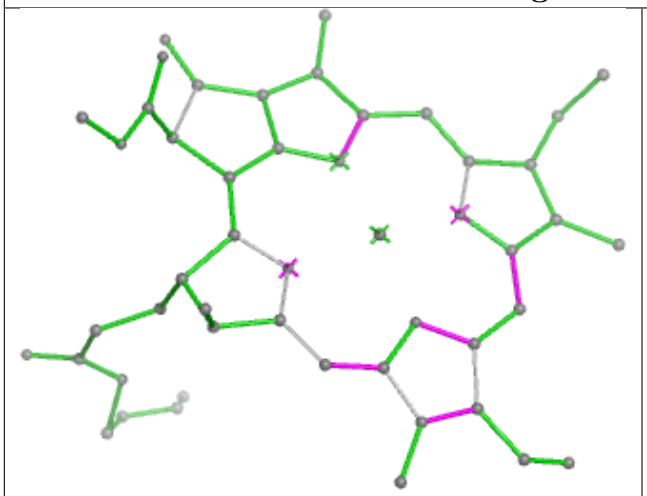

Bond lengths

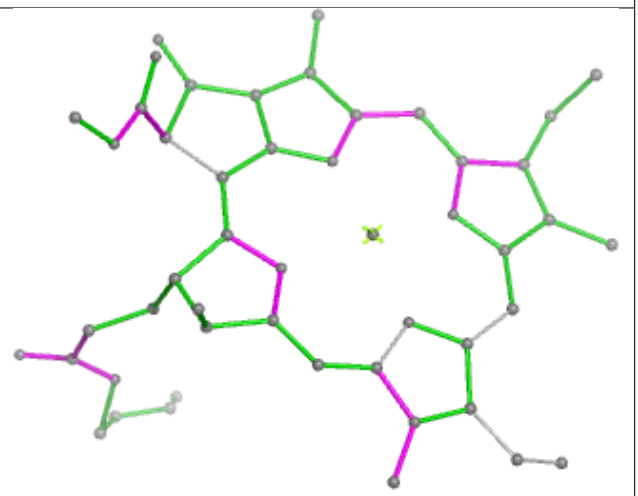

Bond angles

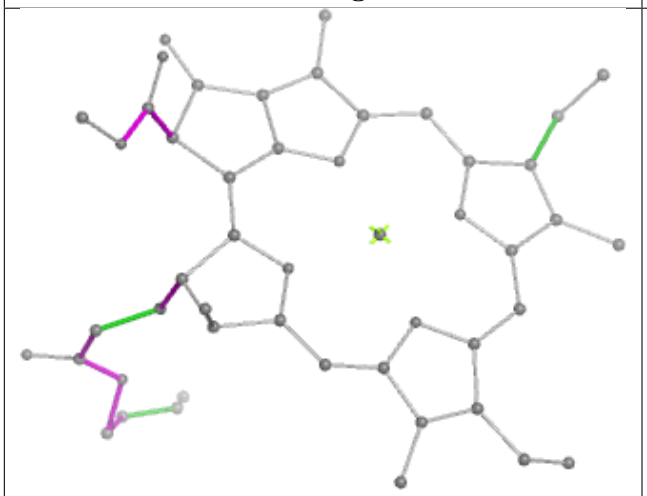

Torsions

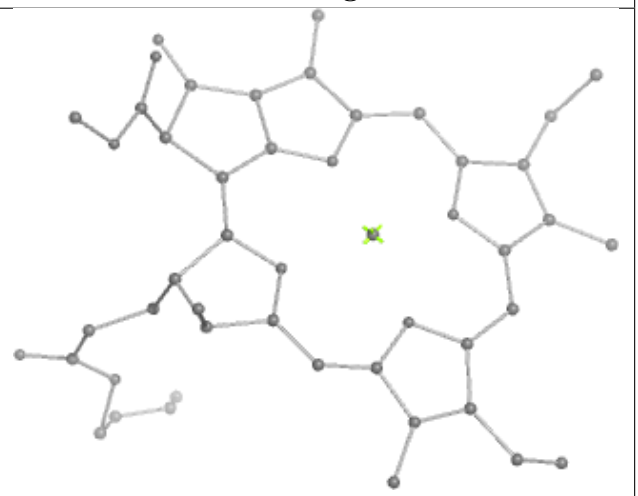

Rings

Ligand CLA s 612

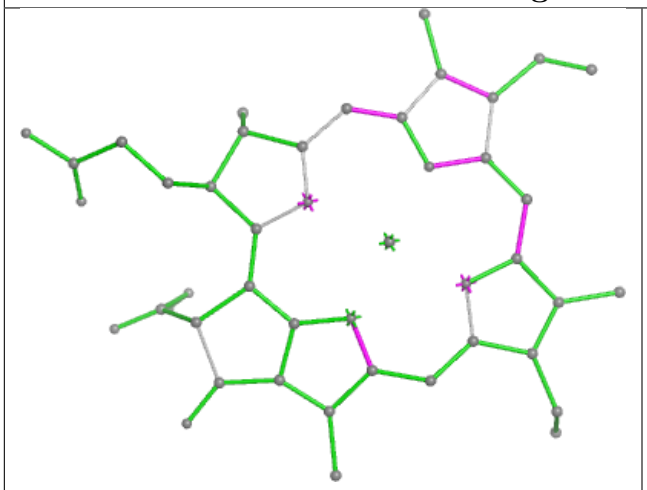

Bond lengths

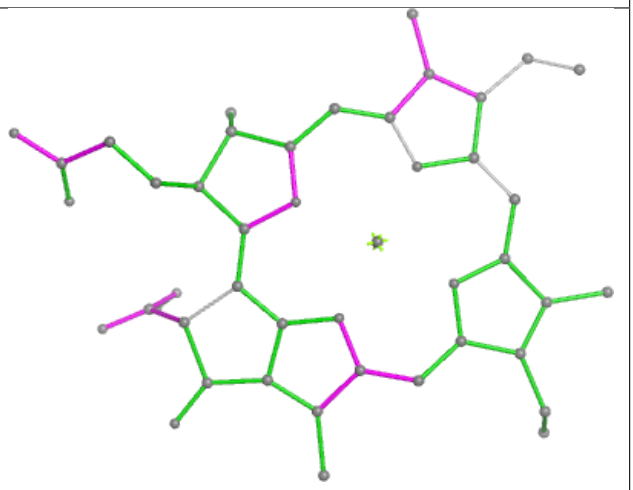

Bond angles

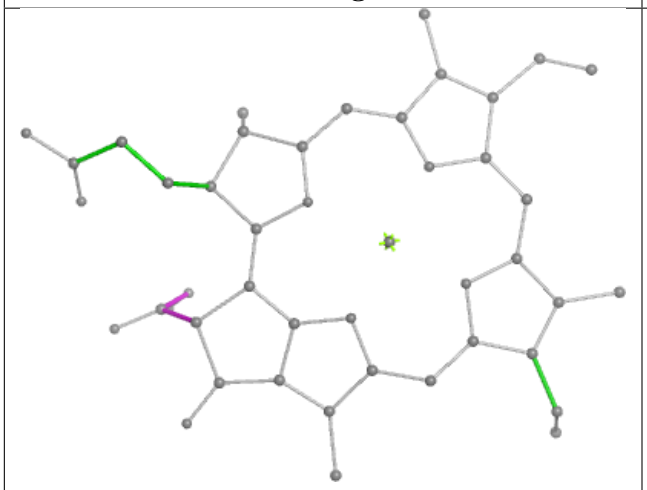

Torsions

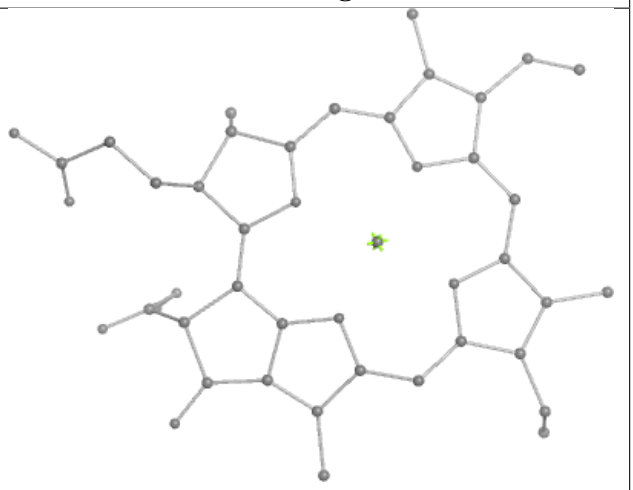

Rings

Ligand LHG 4 615

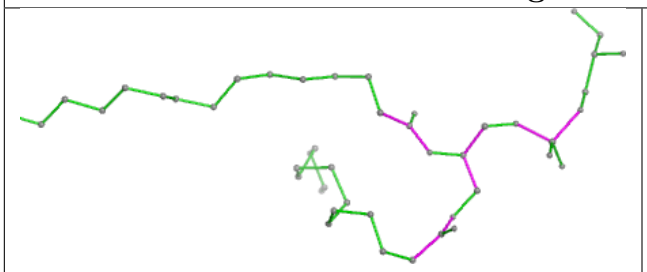

Bond lengths

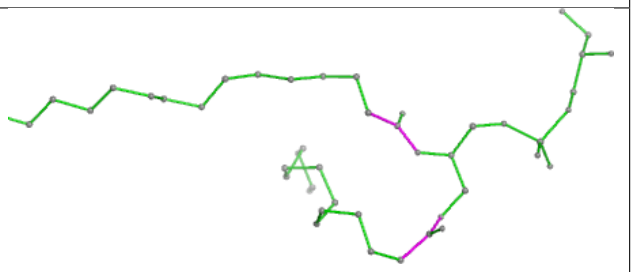

Bond angles

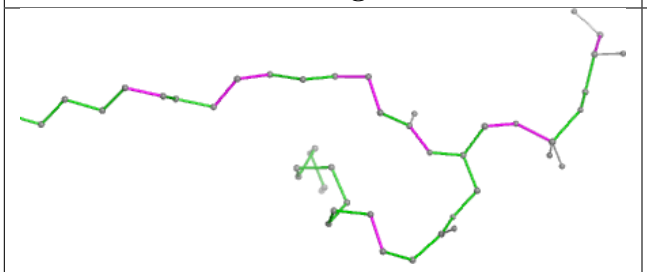

Torsions

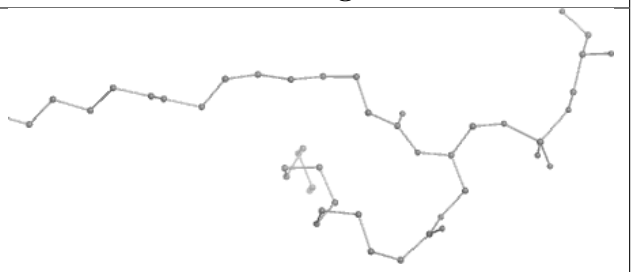

Rings

Ligand CLA B 613

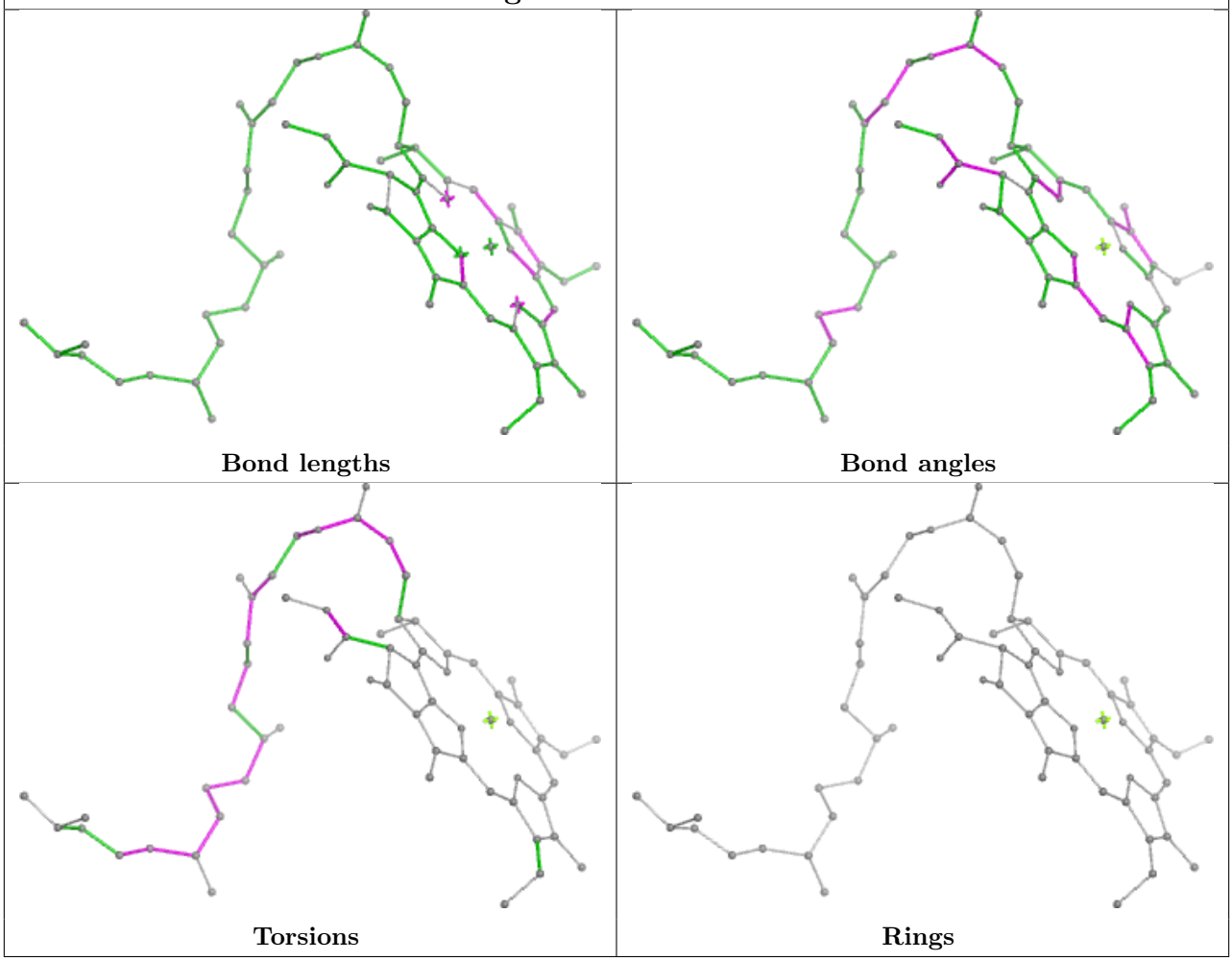

Ligand LHG A 413

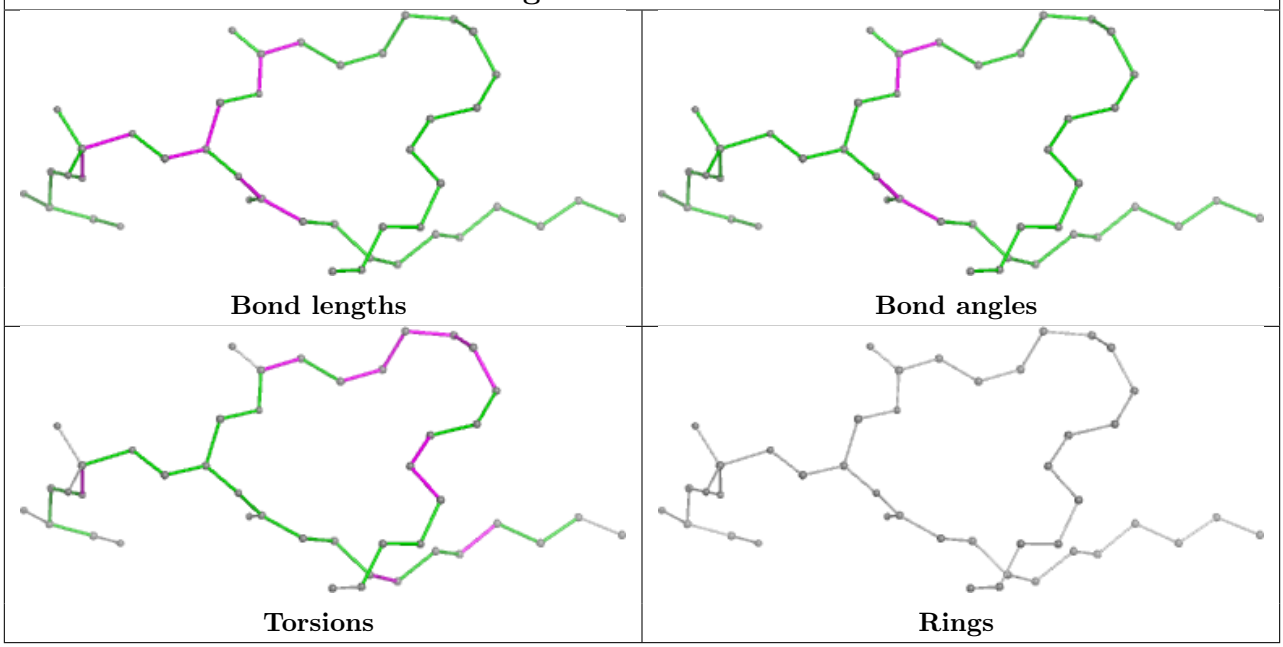

Ligand CLA G 612

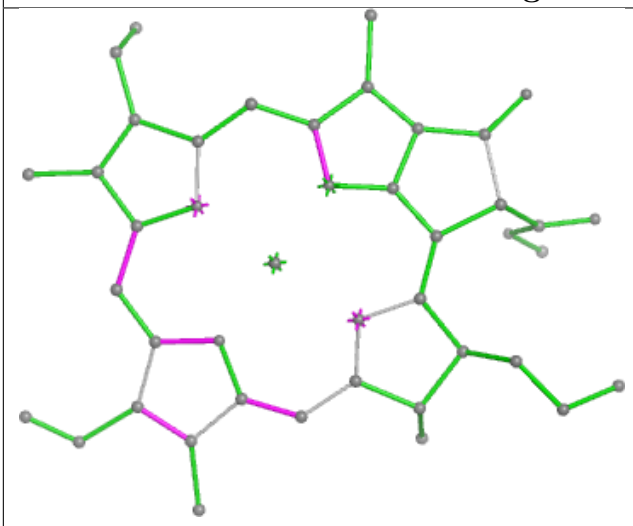

Bond lengths

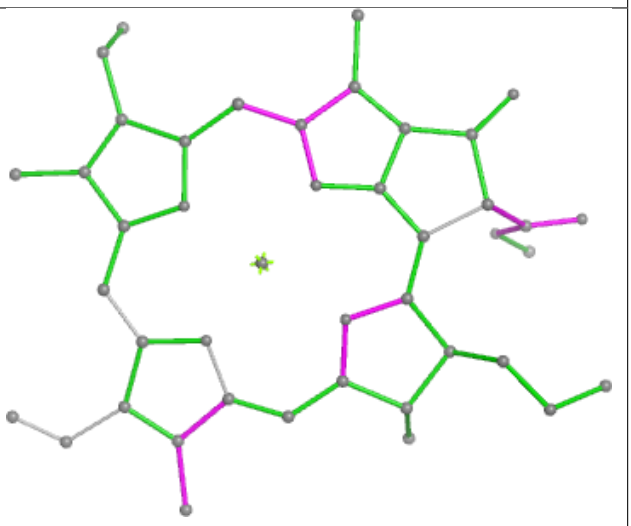

Bond angles

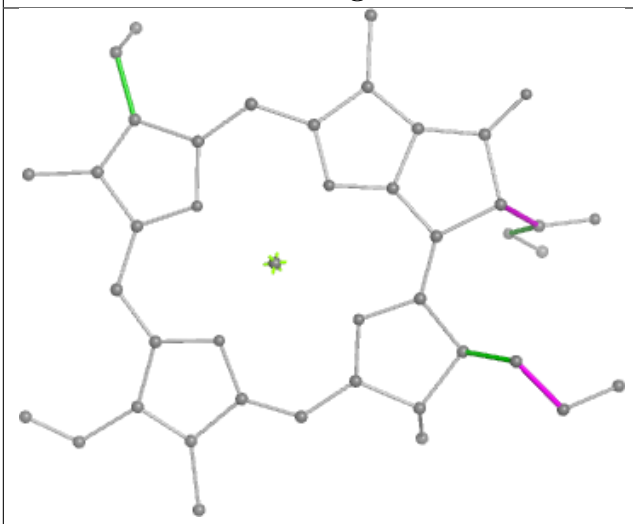

Torsions

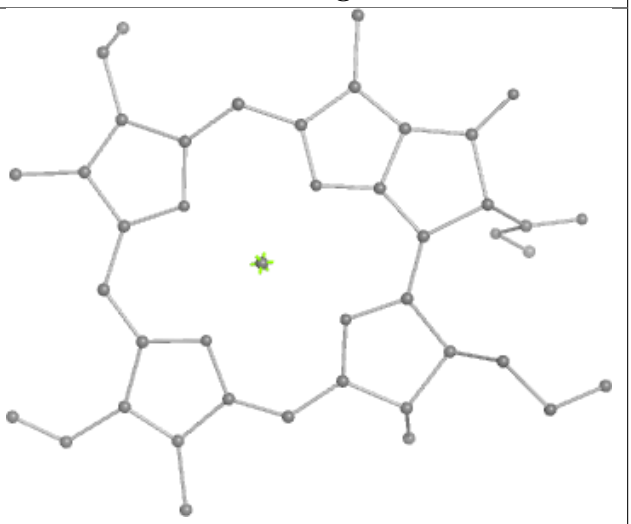

Rings

Ligand CLA 3 615

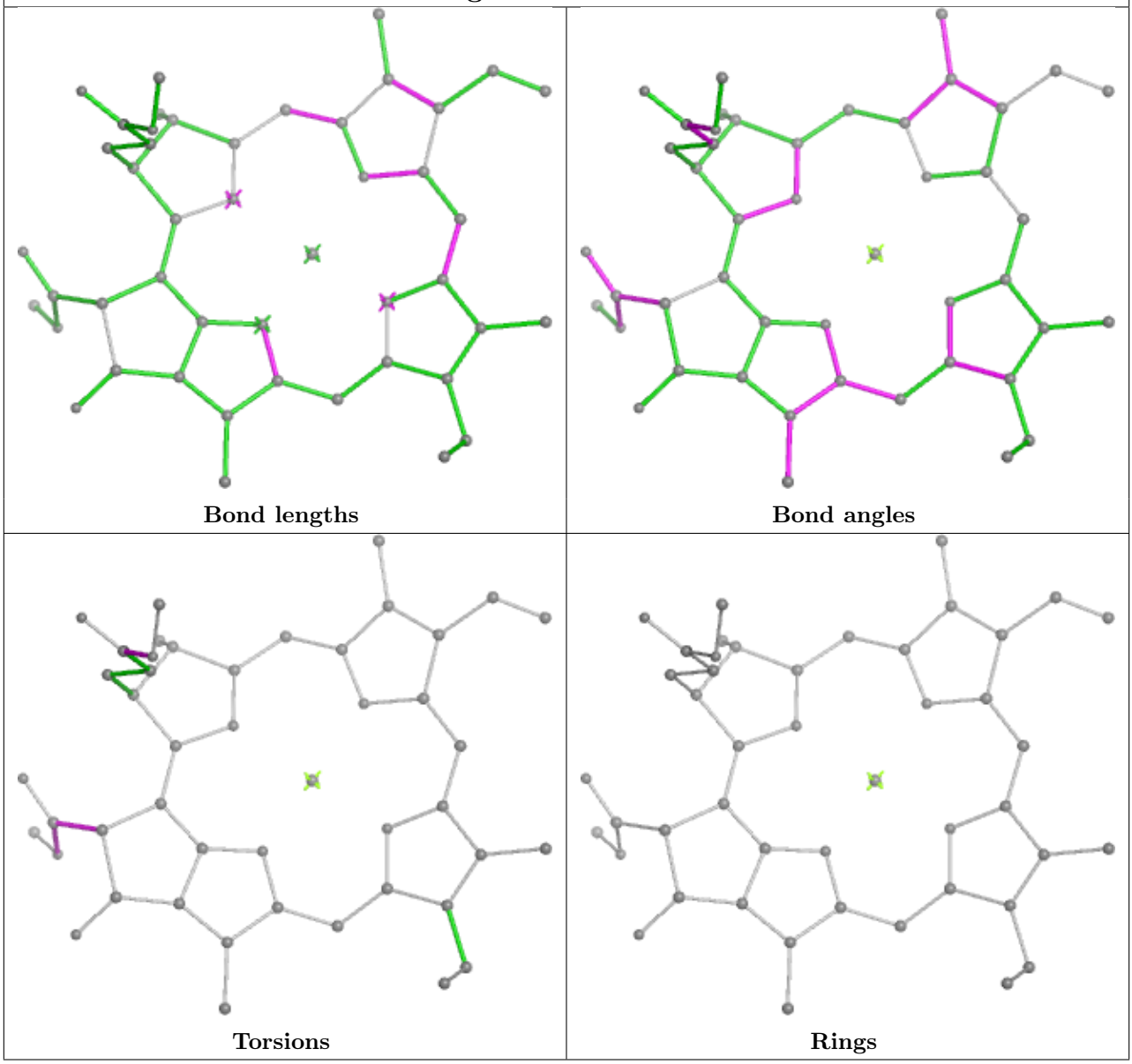

Ligand CHL 11 609

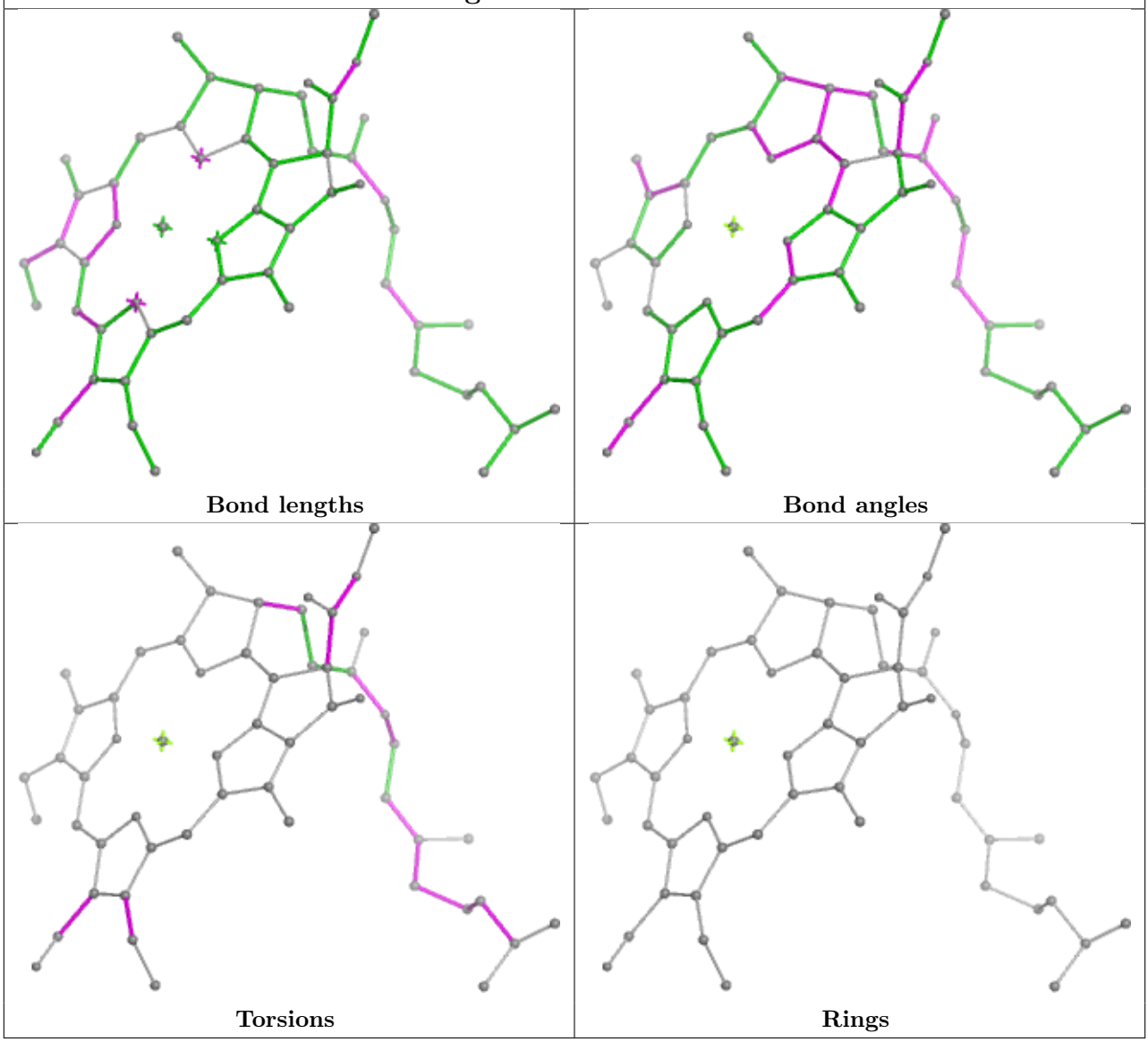

Ligand CLA 15 612

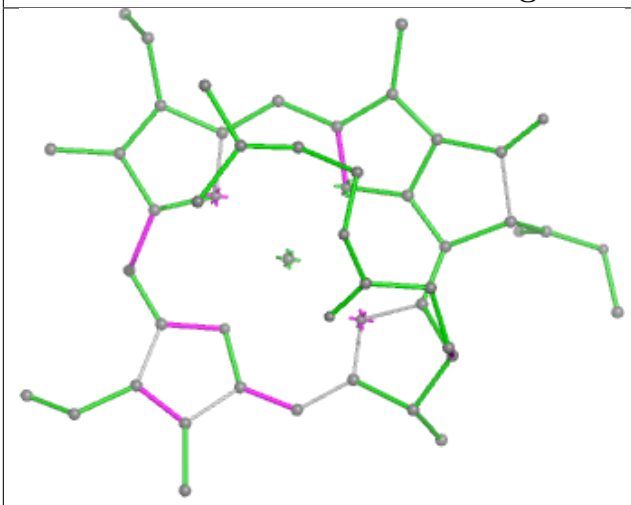

Bond lengths

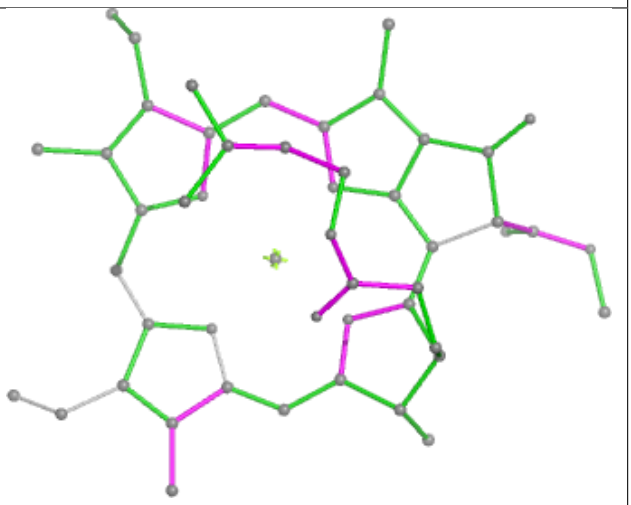

Bond angles

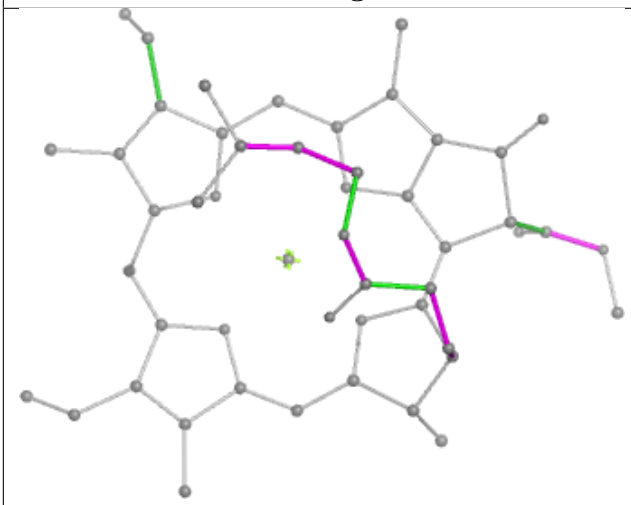

Torsions

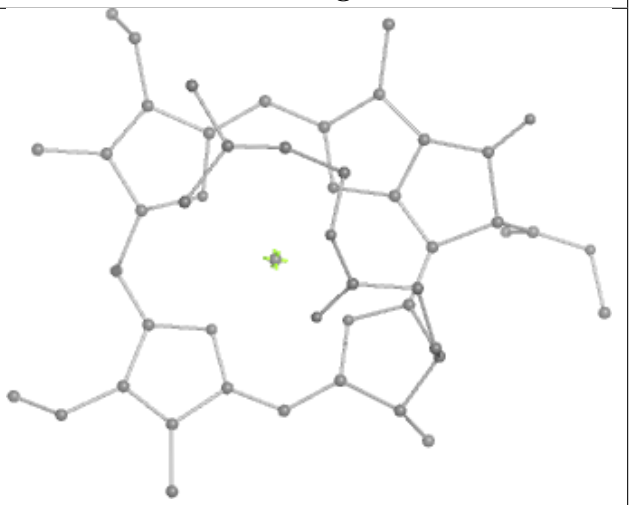

Rings

Ligand LUT s 619

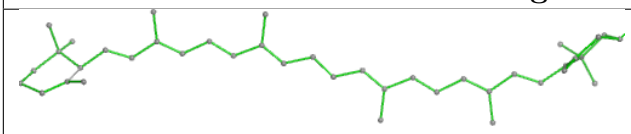

Bond lengths

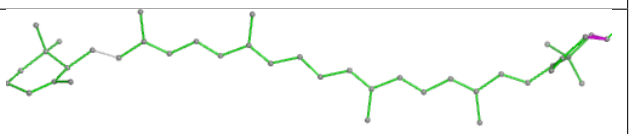

Bond angles

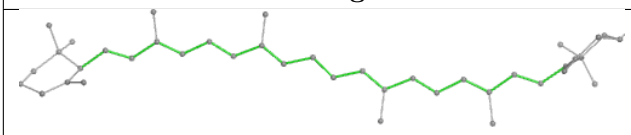

Torsions

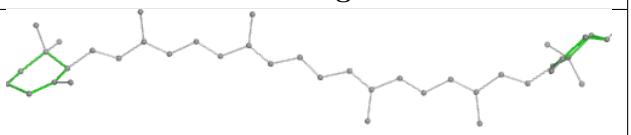

Rings

Ligand CLA B 603

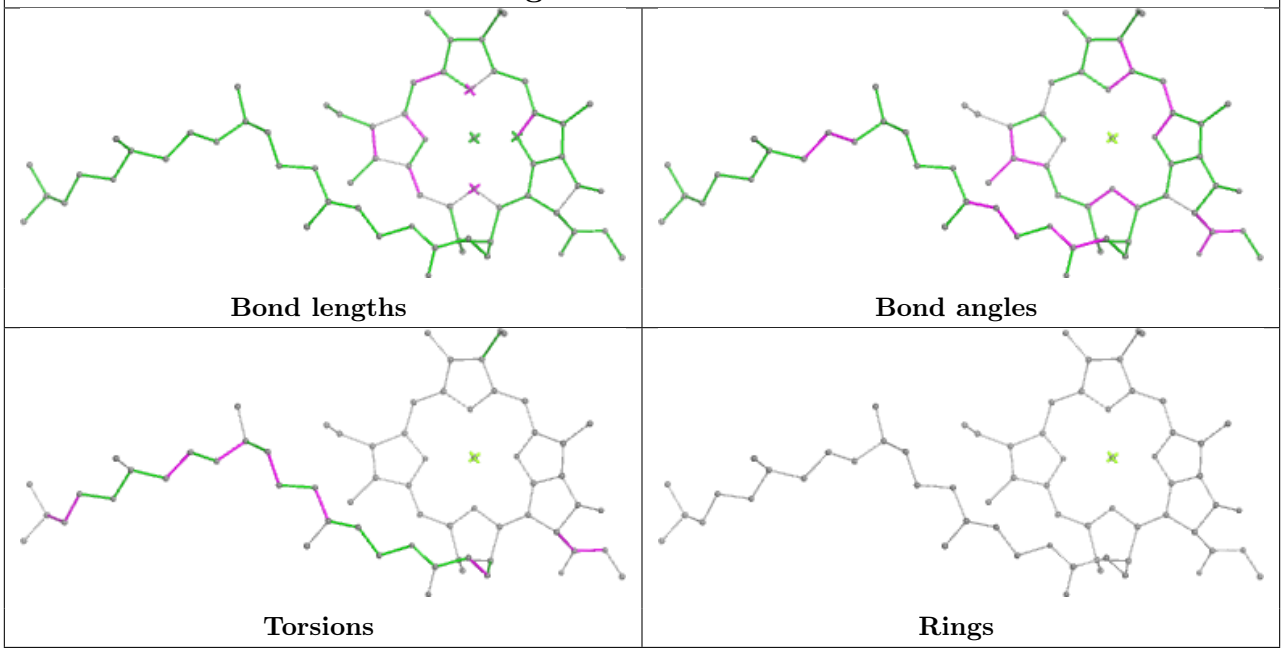

Ligand CHL g 605

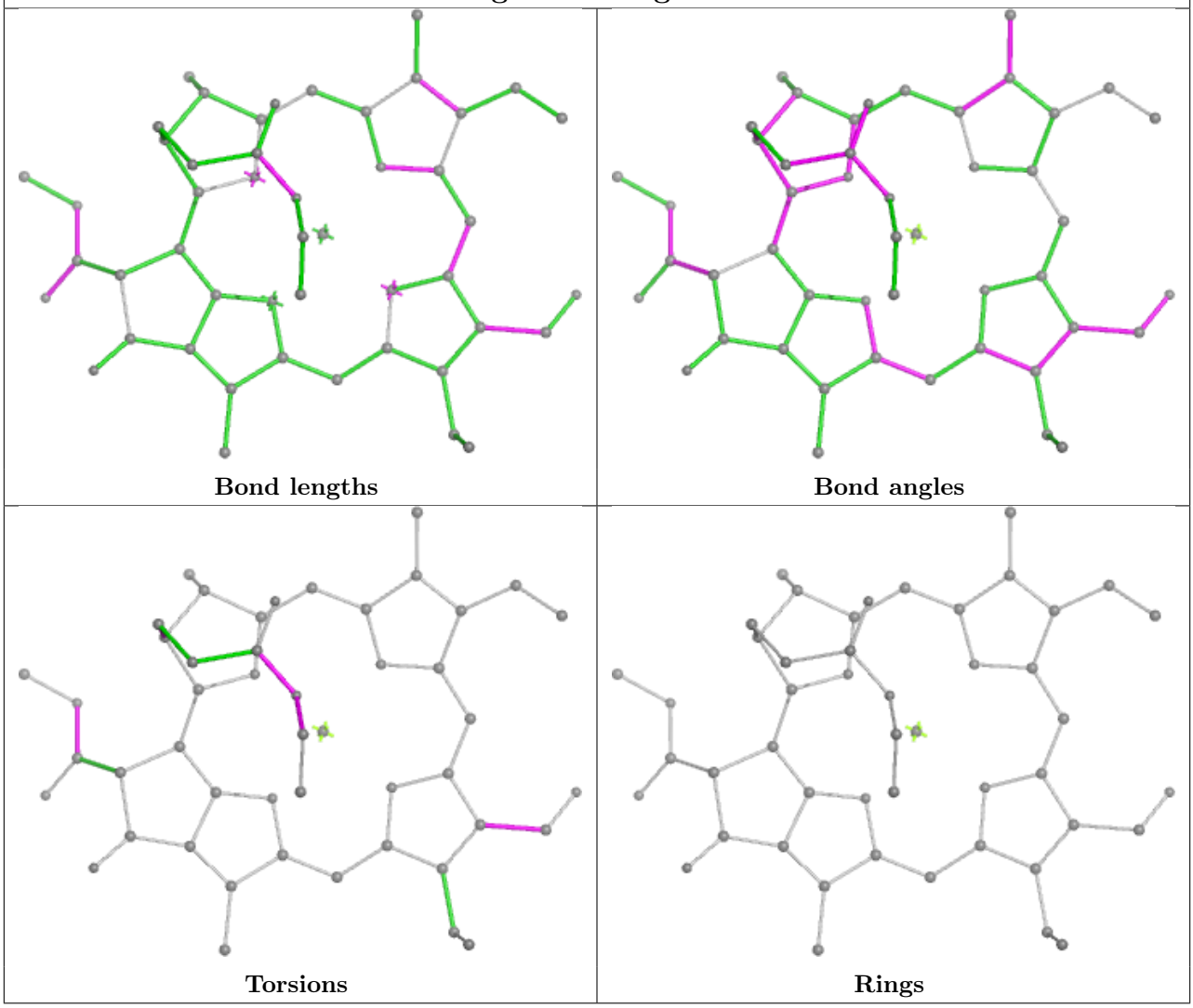

Ligand CLA n 612

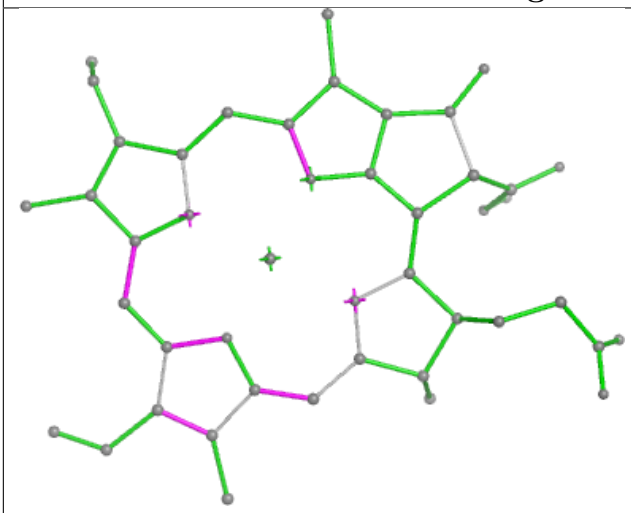

Bond lengths

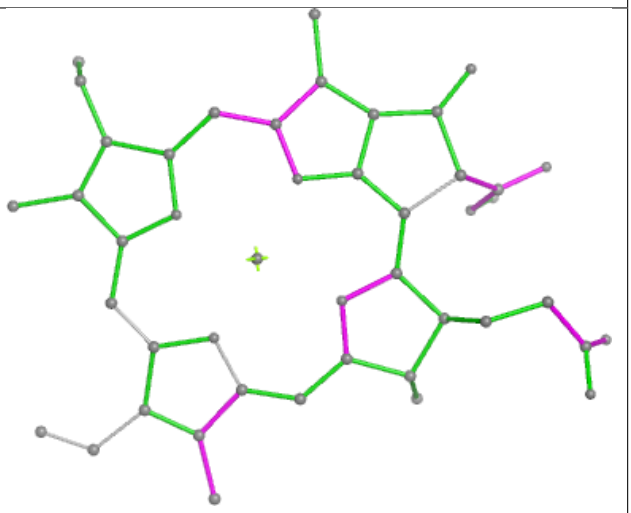

Bond angles

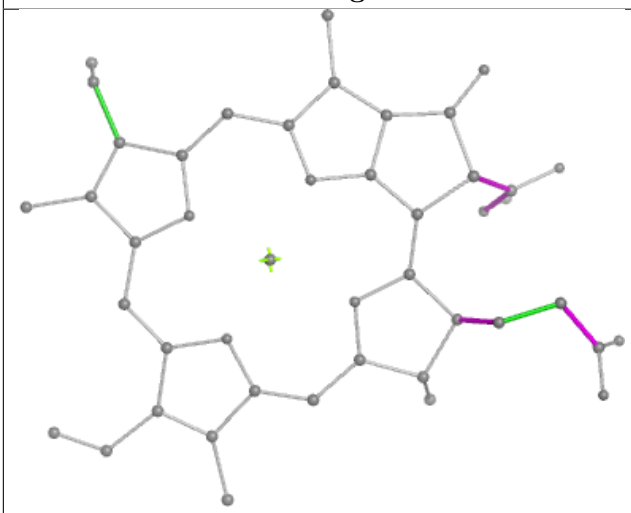

Torsions

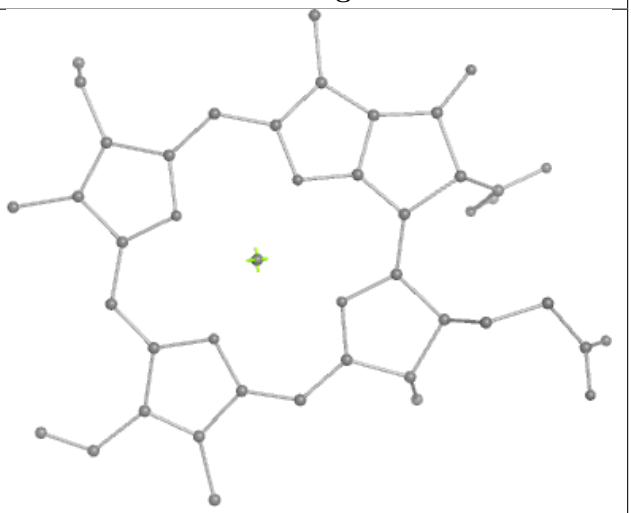

Rings

Ligand CLA n 613

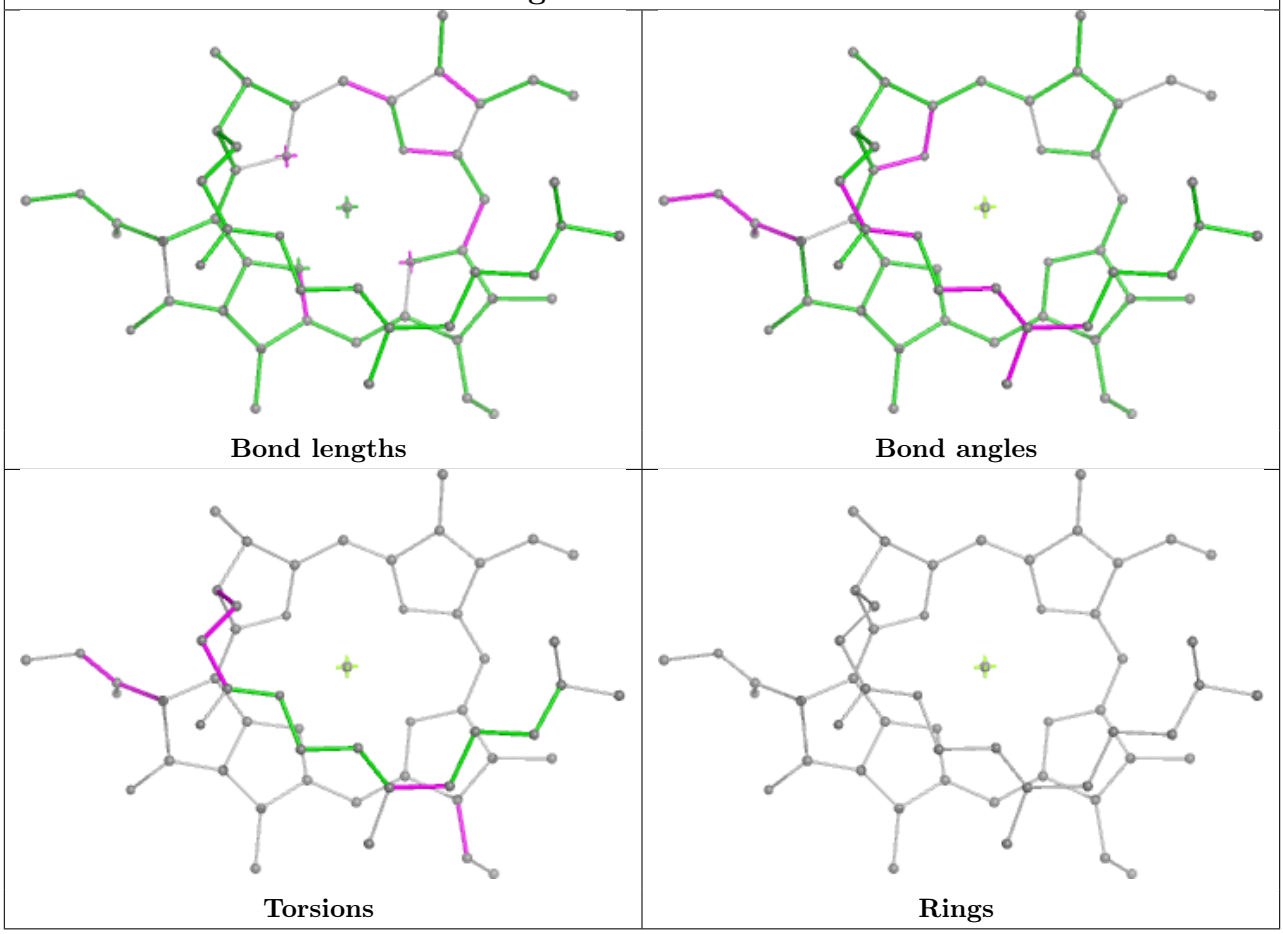

Ligand CLA c 514

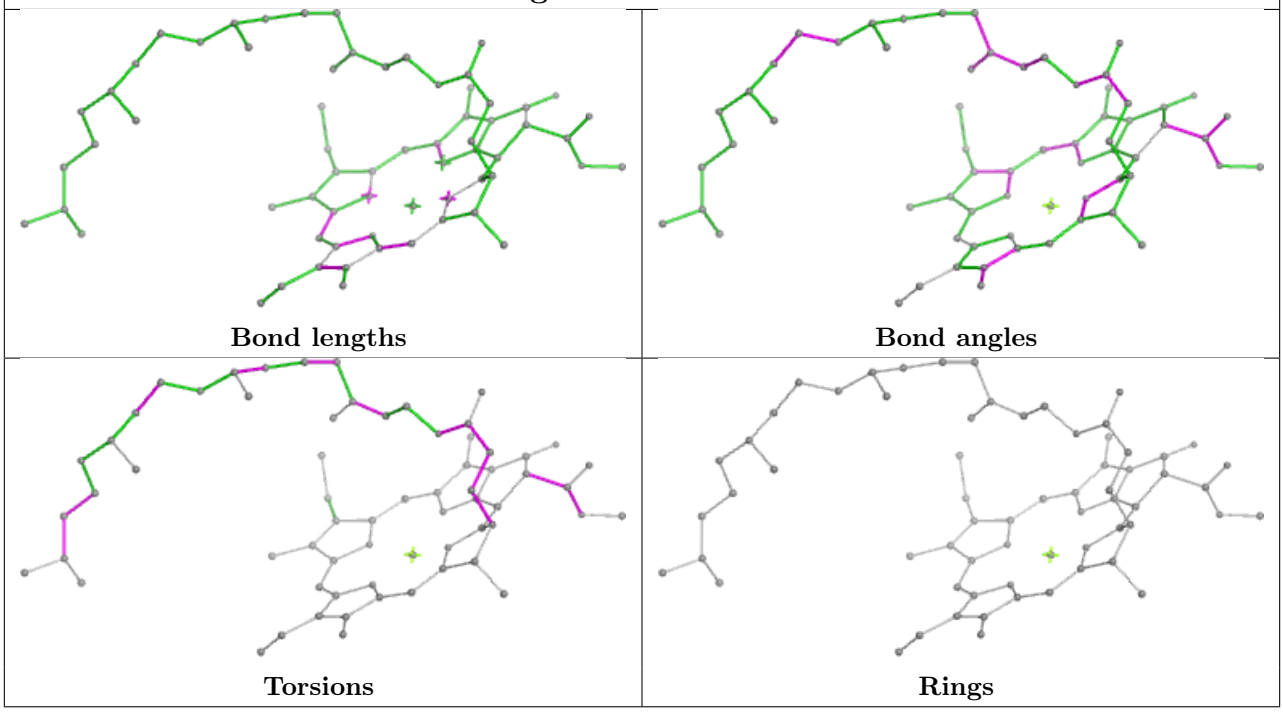

Ligand CLA 1 602	
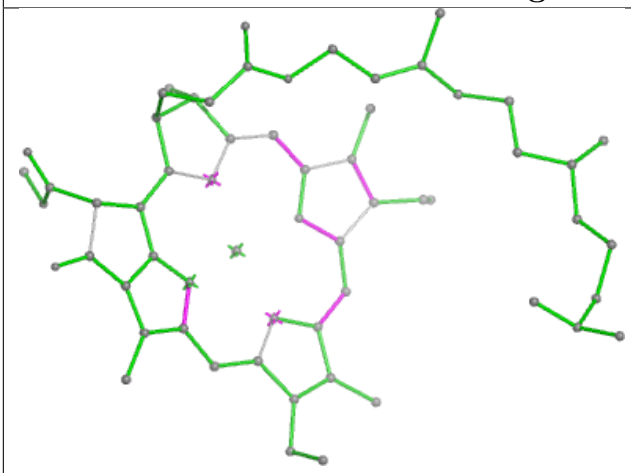 Bond lengths	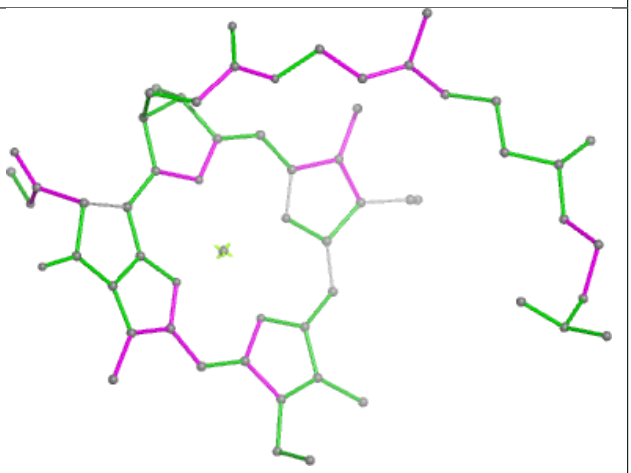 Bond angles
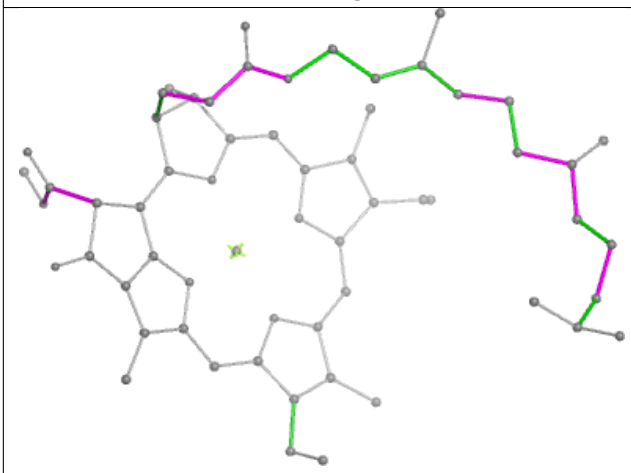 Torsions	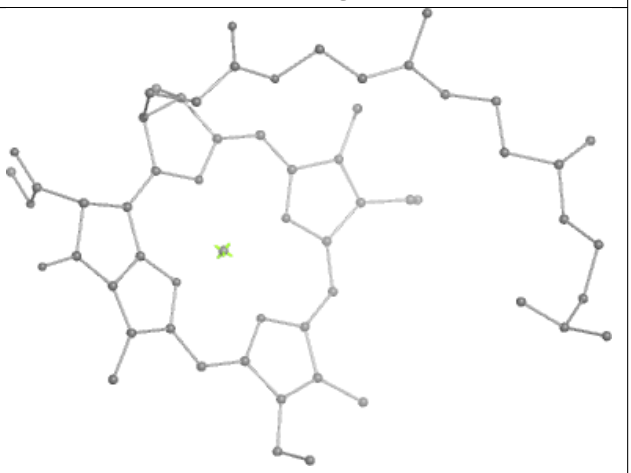 Rings

Ligand CLA 14 610	
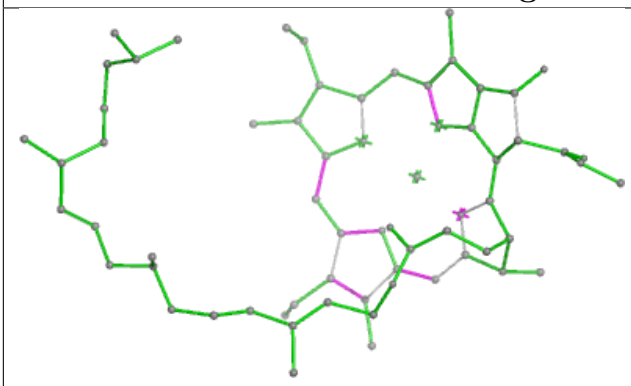 Bond lengths	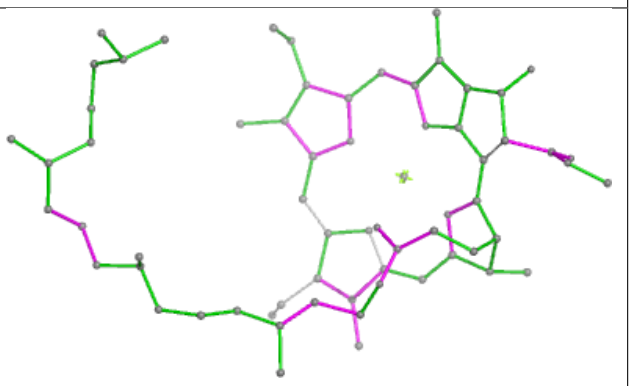 Bond angles
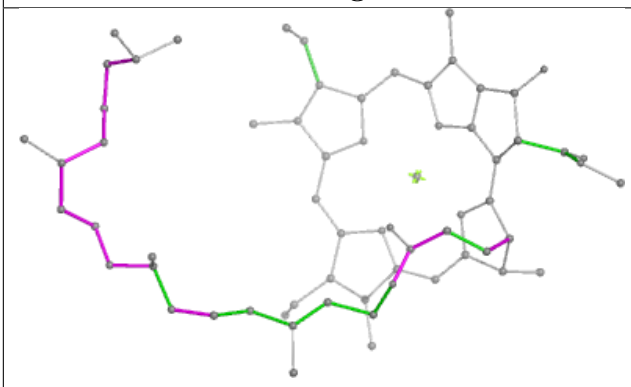 Torsions	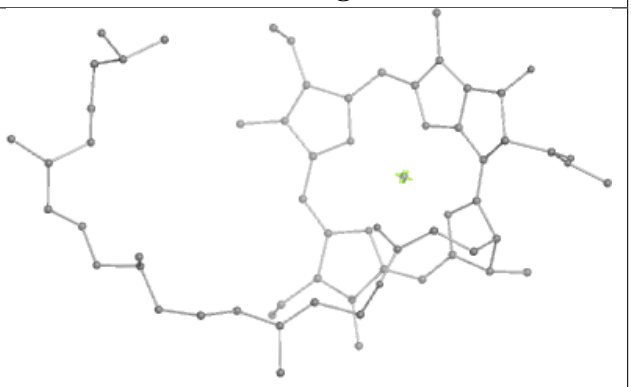 Rings

Ligand CLA G 603	
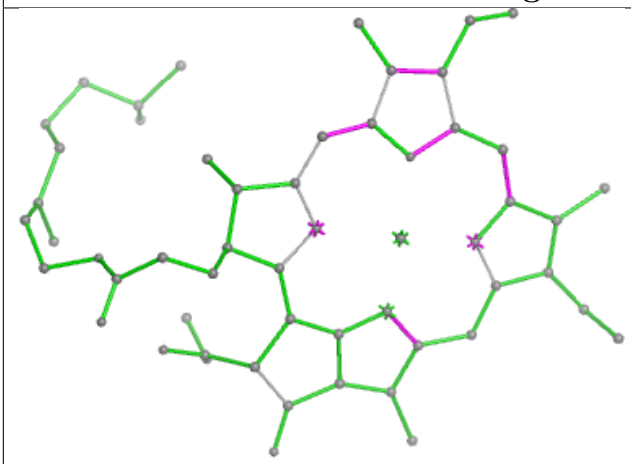 Bond lengths	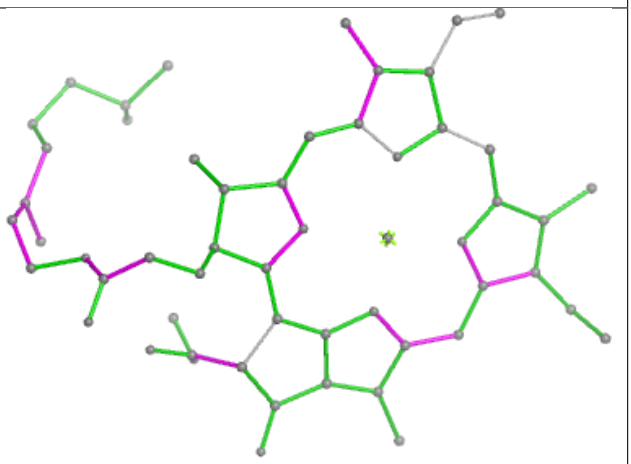 Bond angles
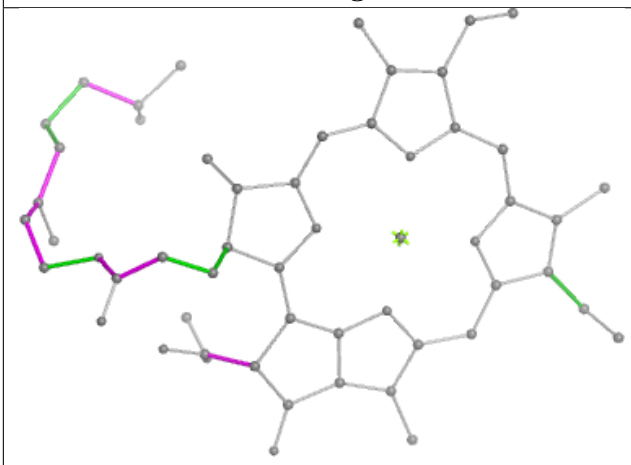 Torsions	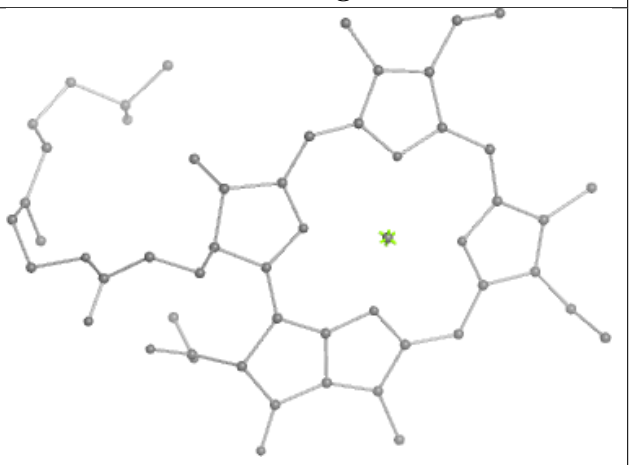 Rings

Ligand CHL 15 601	
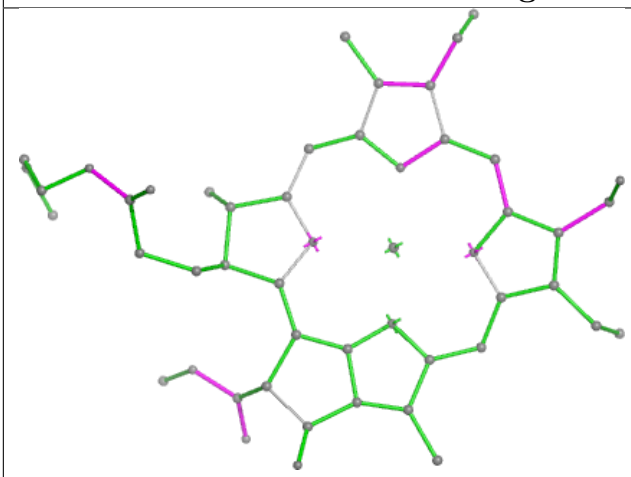	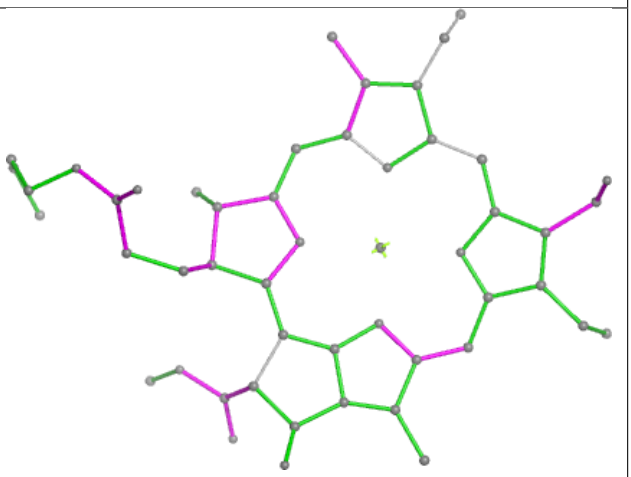
Bond lengths	**Bond angles**
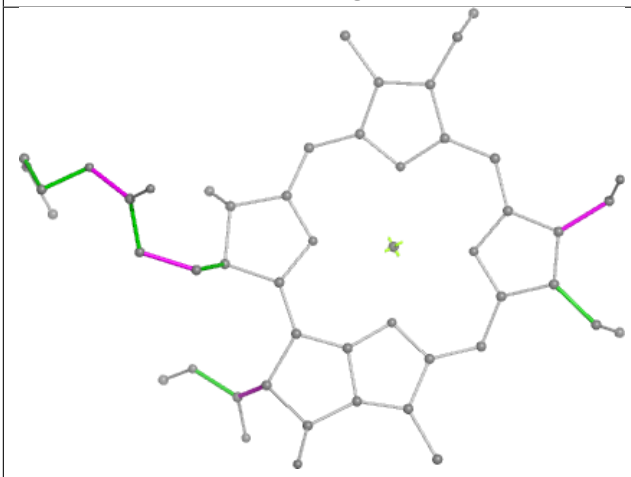	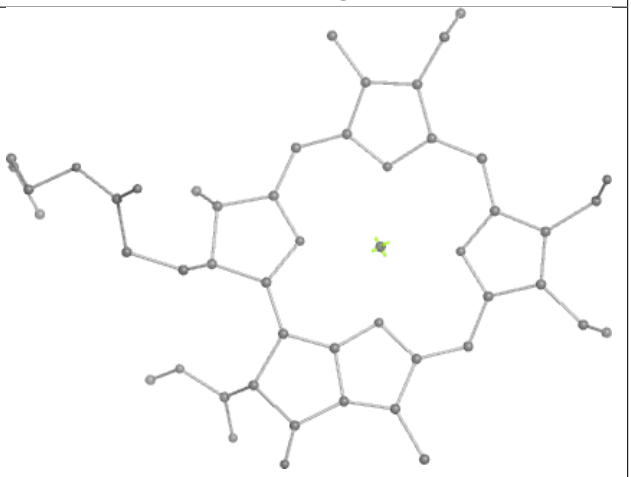
Torsions	**Rings**

Ligand CLA 2 612

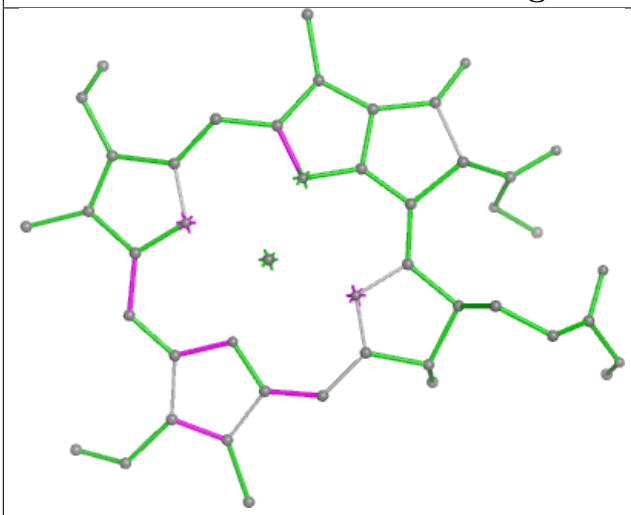

Bond lengths

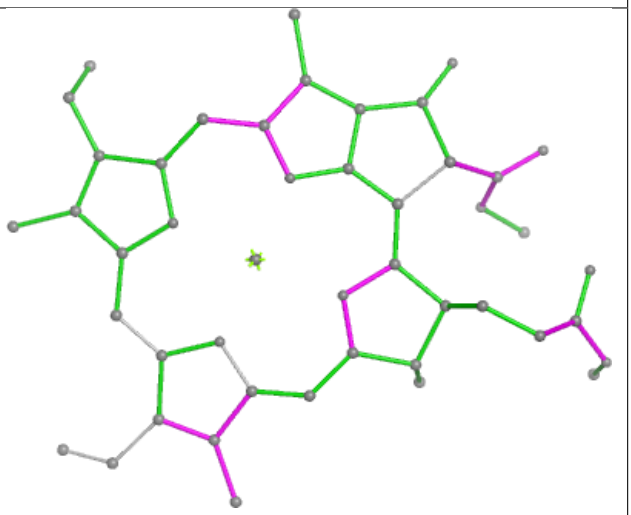

Bond angles

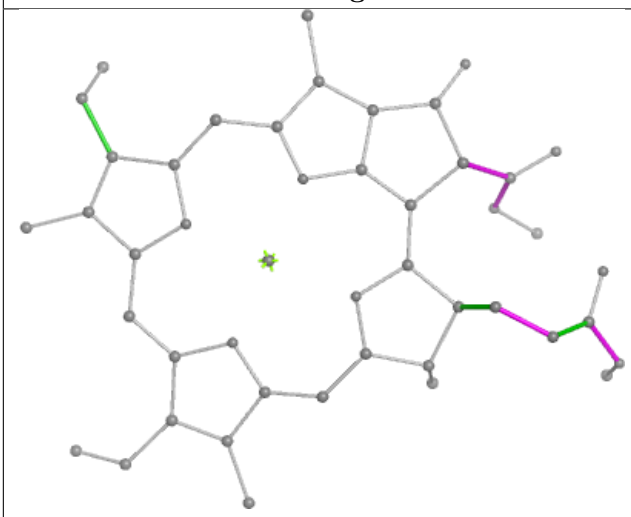

Torsions

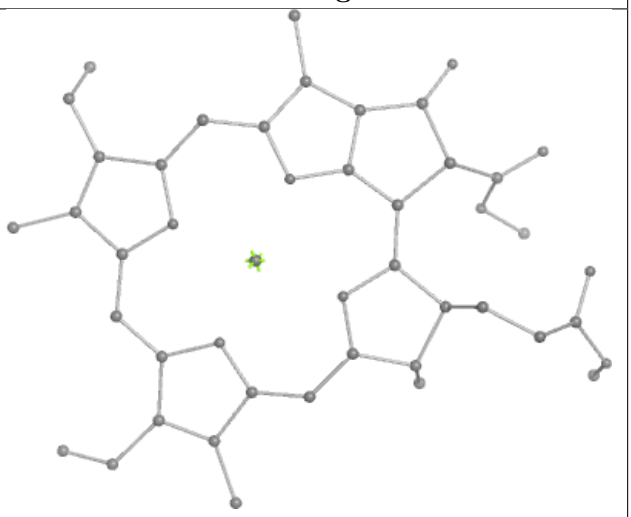

Rings

Ligand CHL 13 607

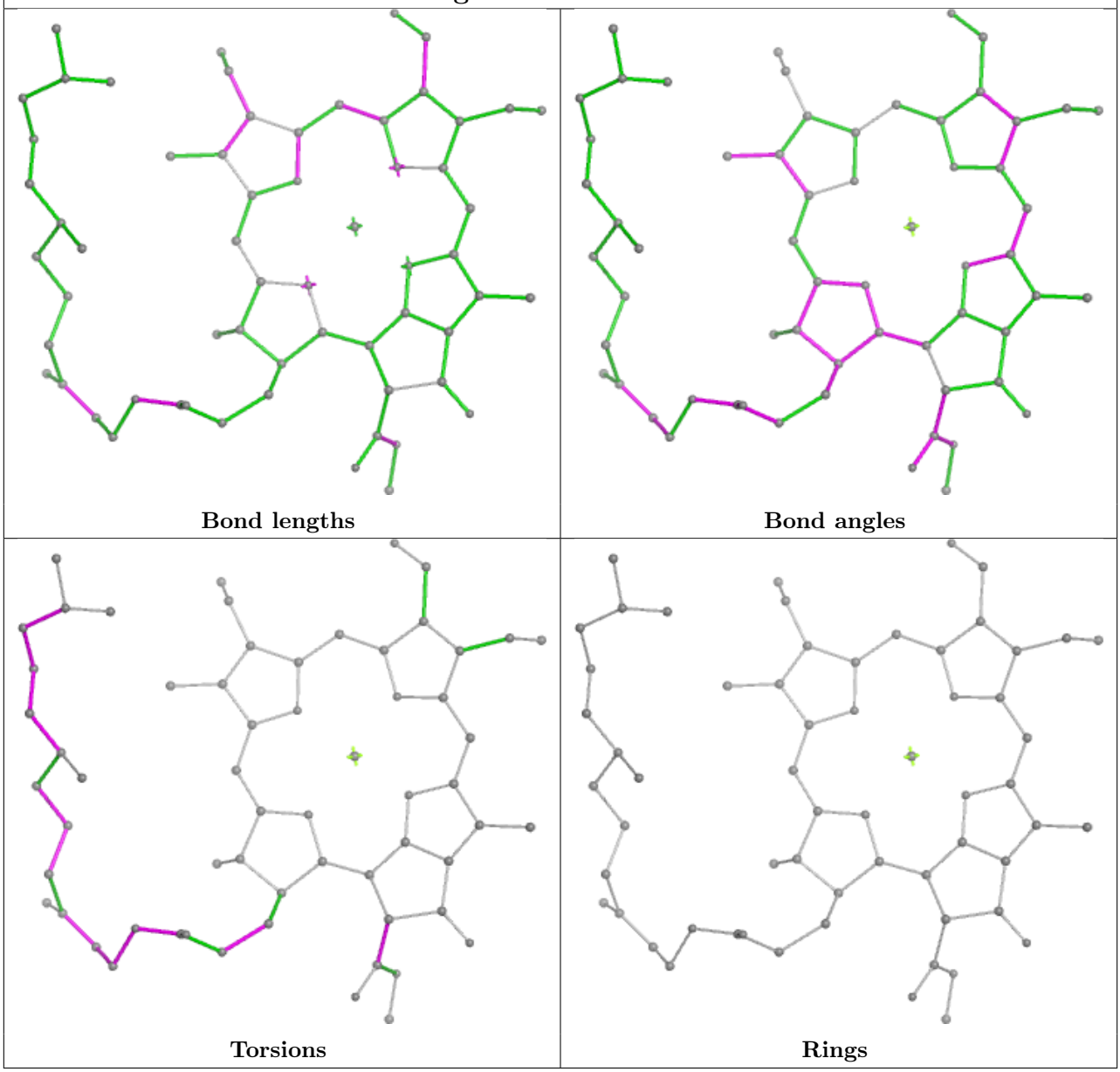

Ligand CHL S 601

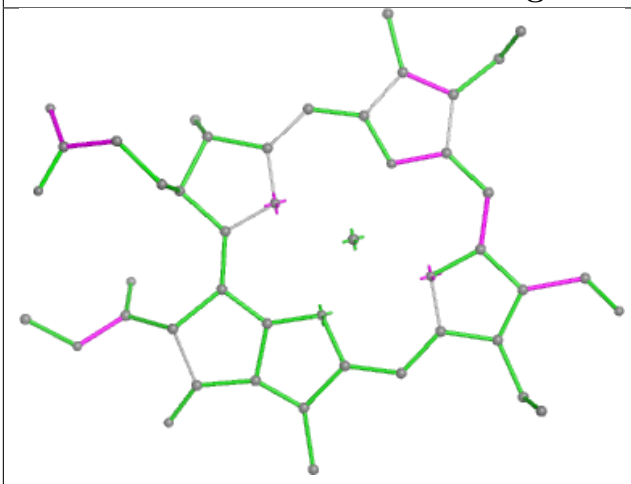

Bond lengths

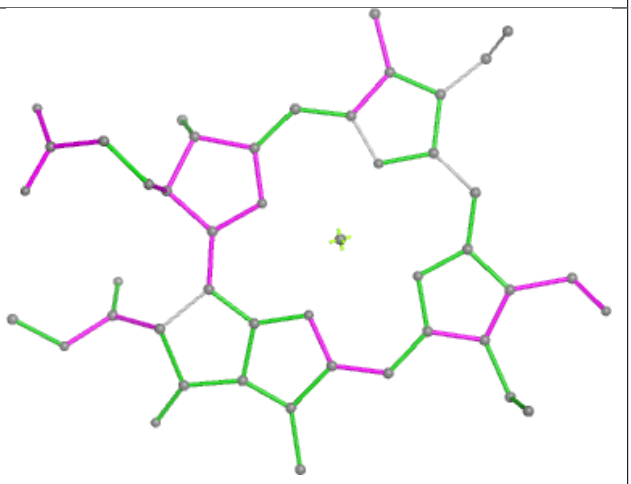

Bond angles

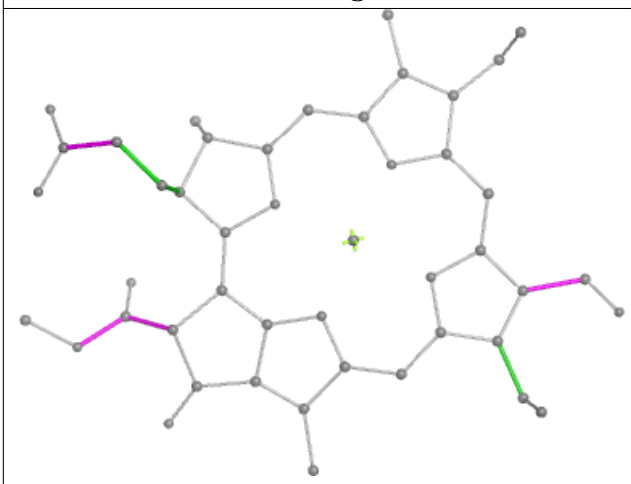

Torsions

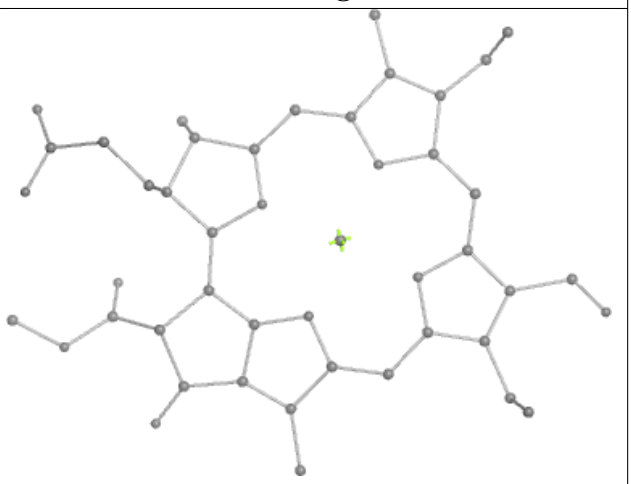

Rings

Ligand LHG S 621

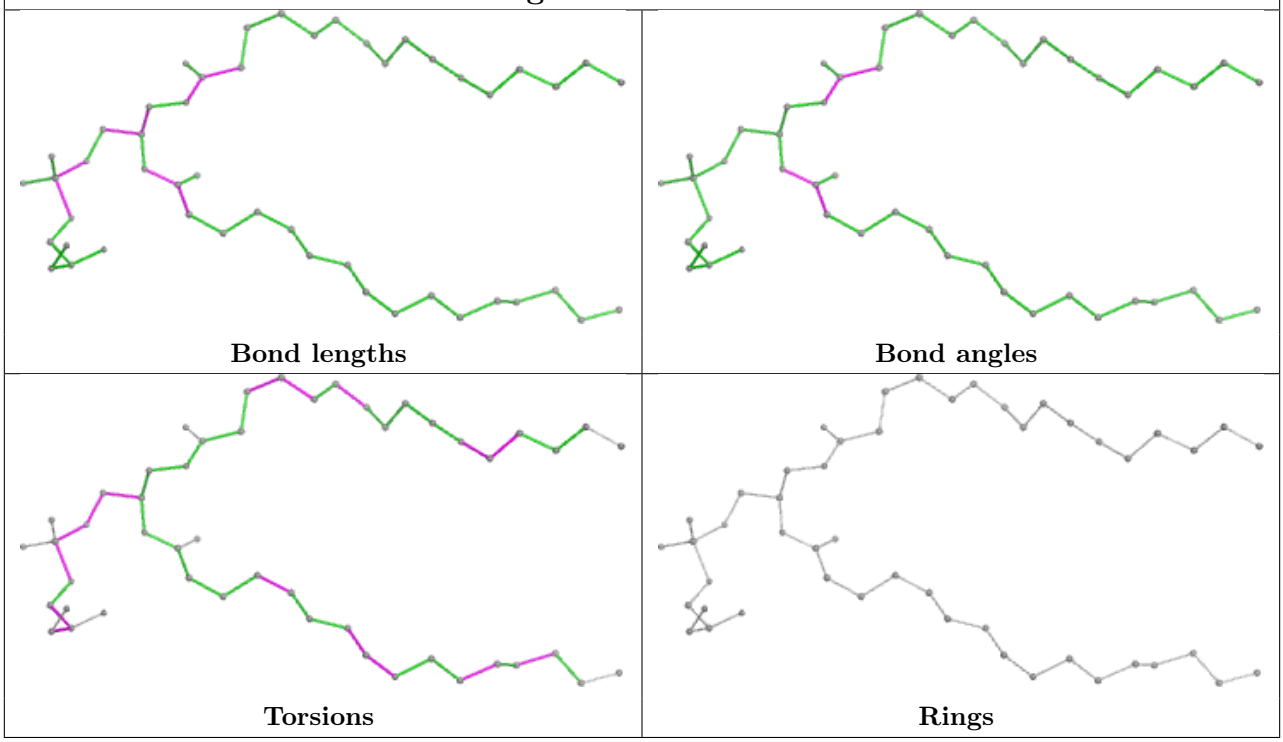

Ligand CLA b 612

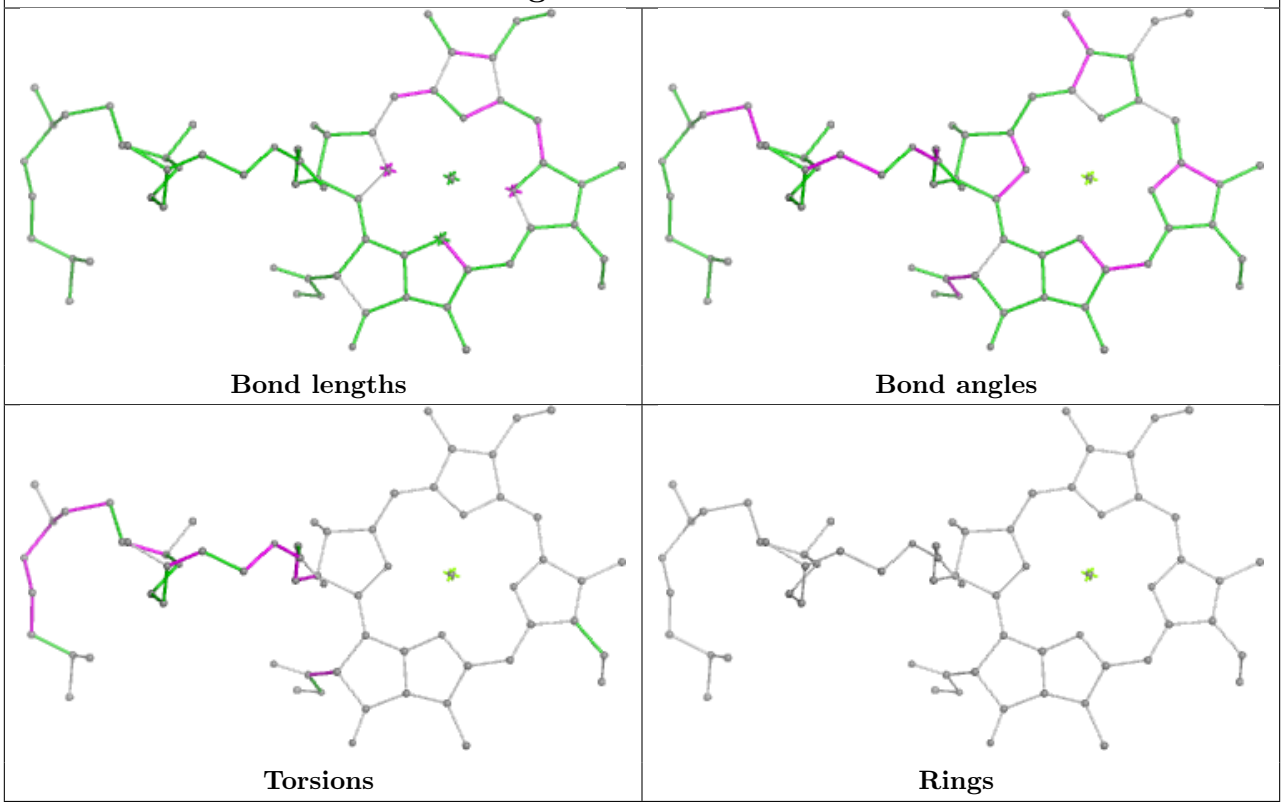

Ligand LMG b 620

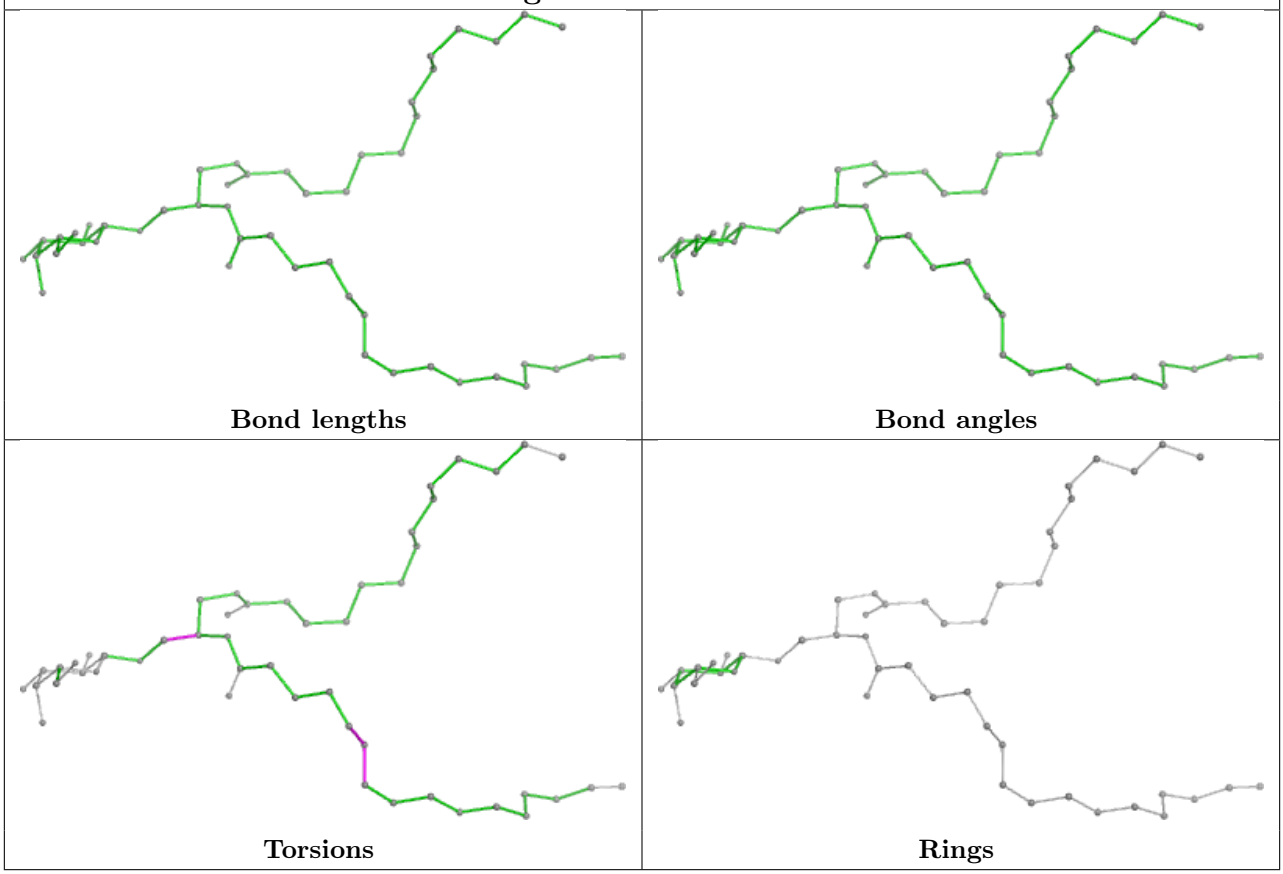

Ligand DGD C 518

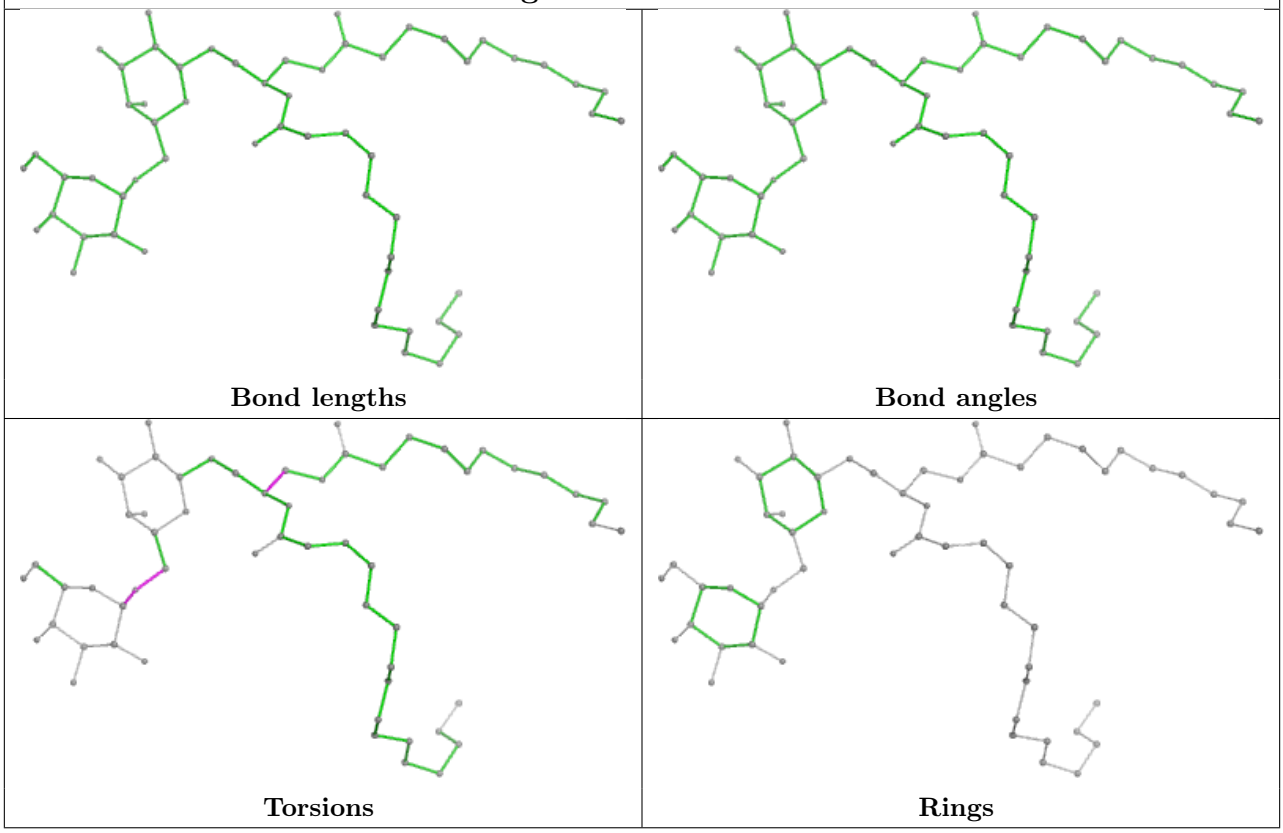

Ligand CLA 5 611

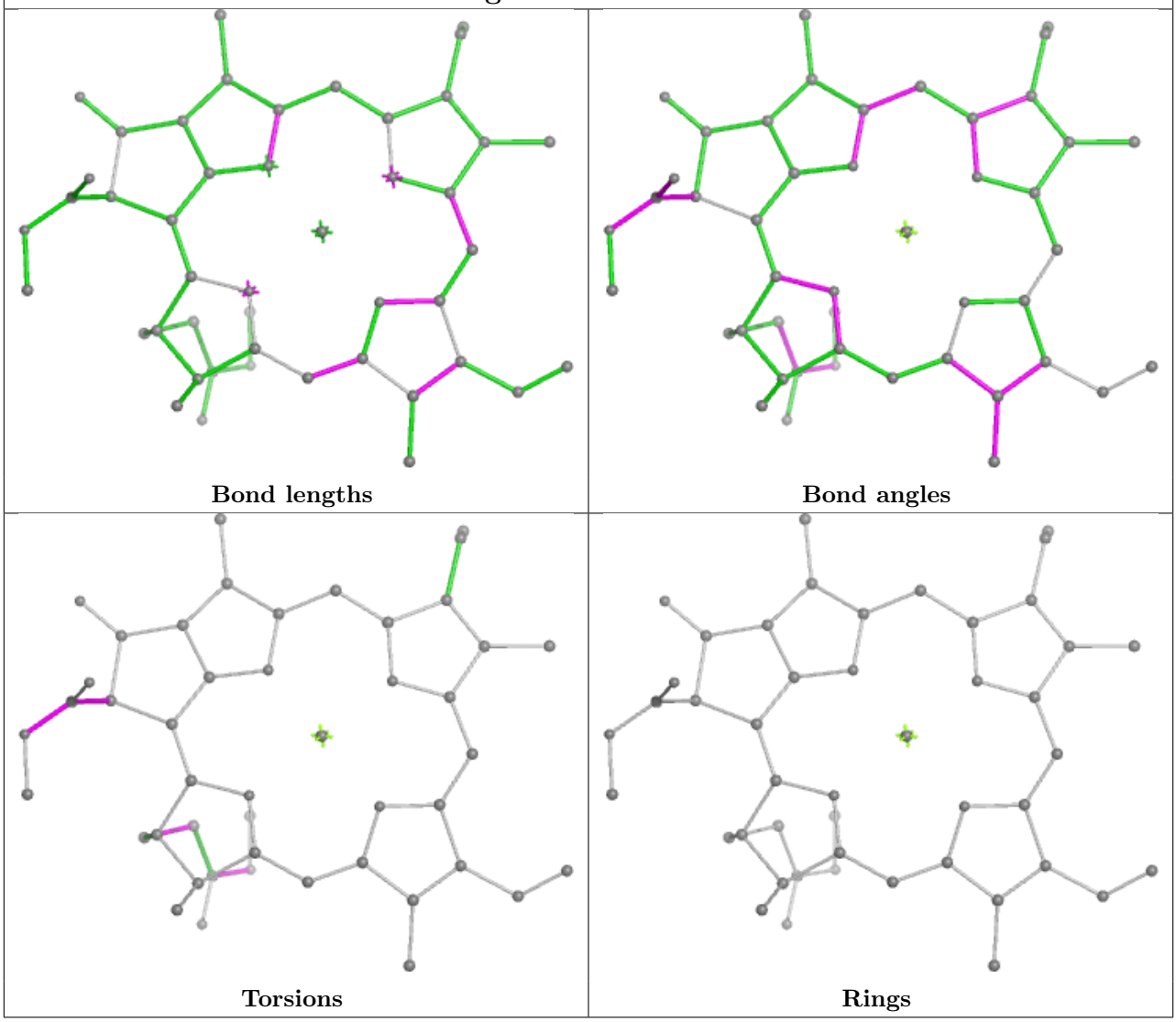

Ligand CLA b 613

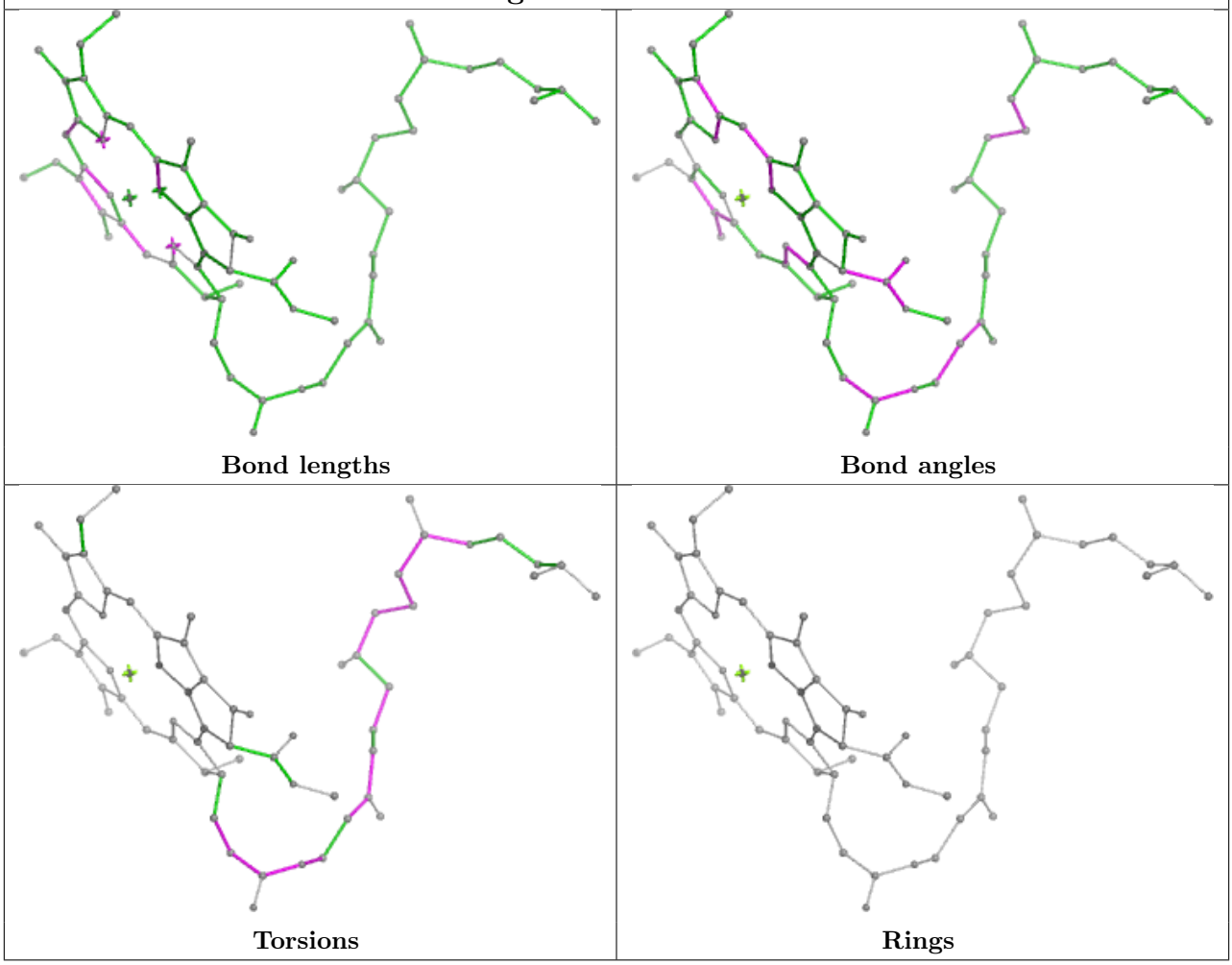

Ligand CLA 4 602

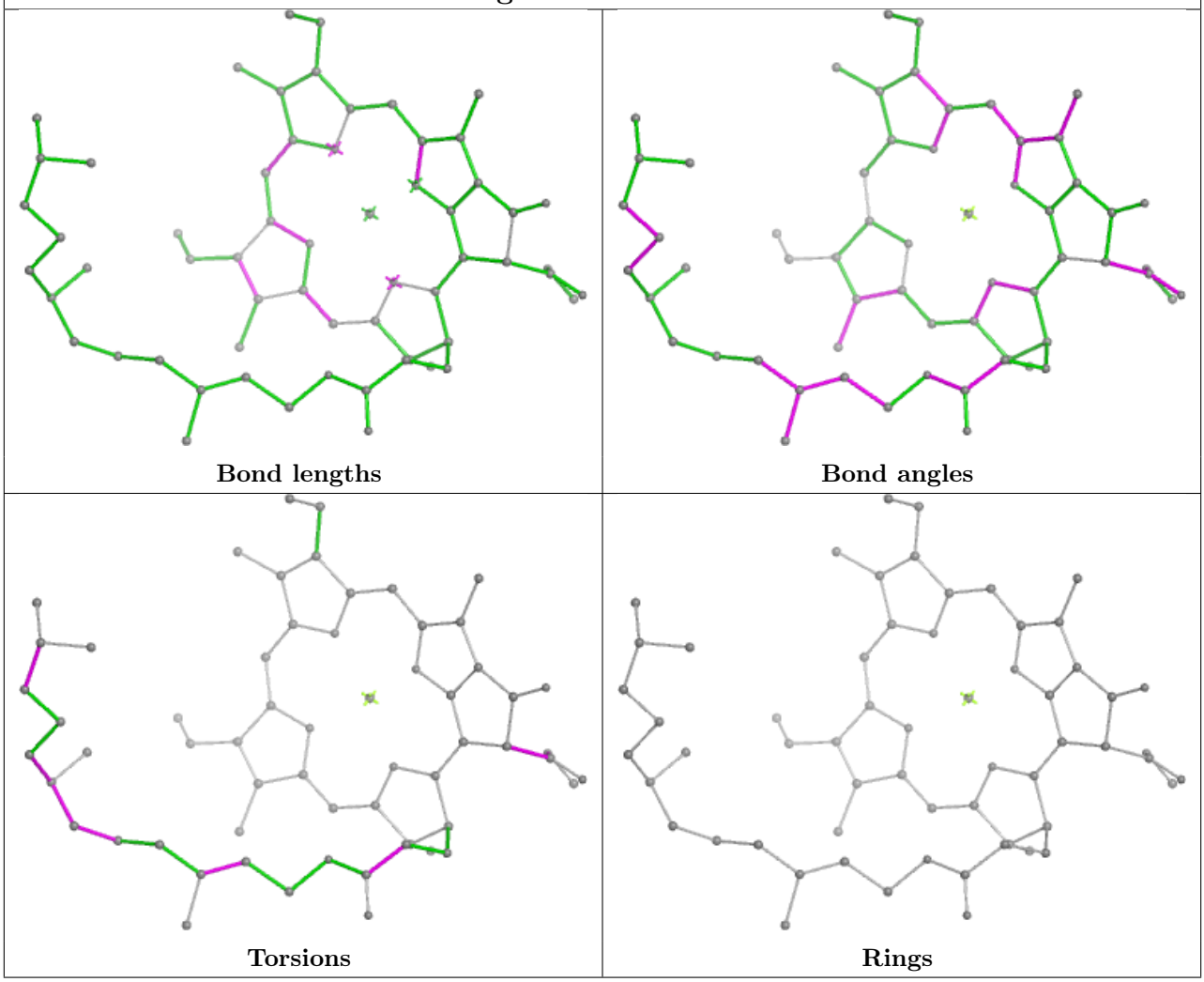

Ligand LNL Y 620

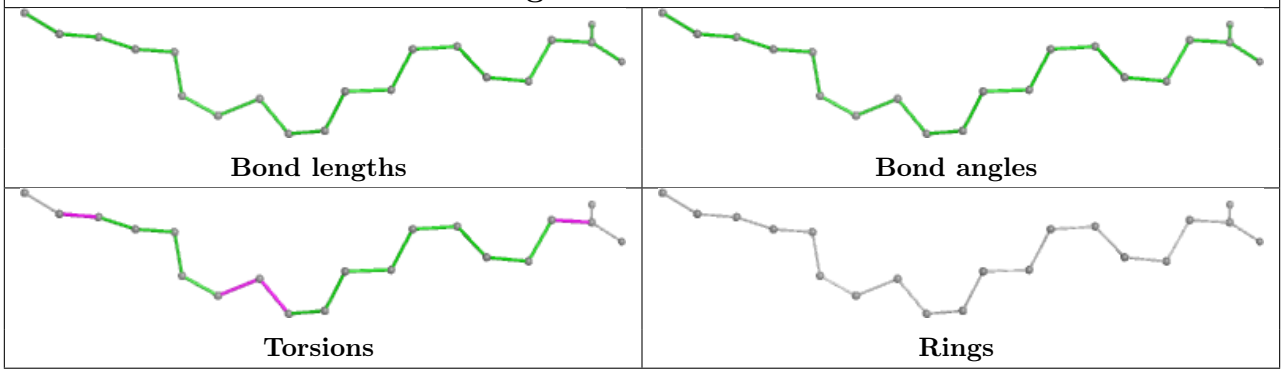

Ligand CLA A 406

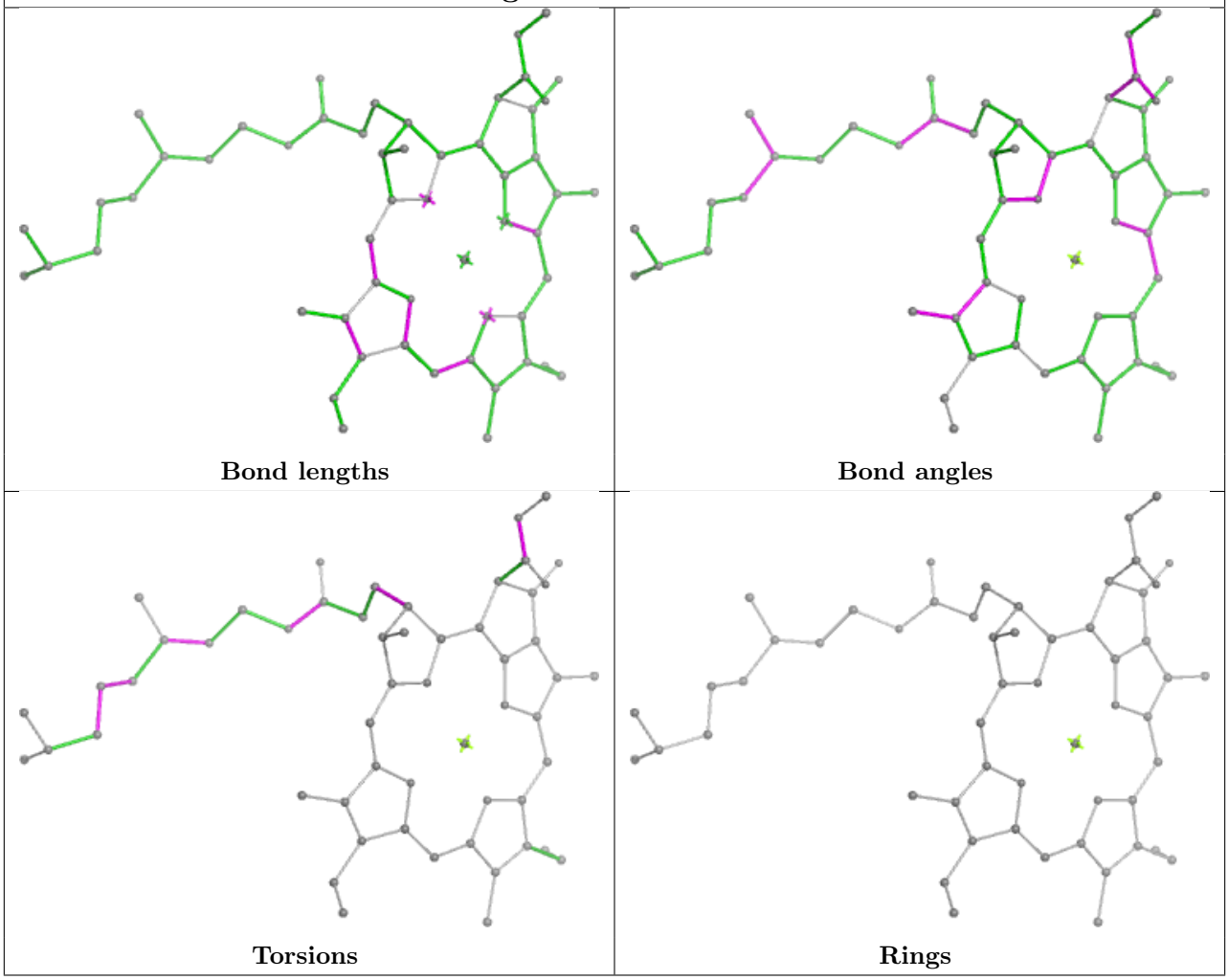

Ligand CLA B 608

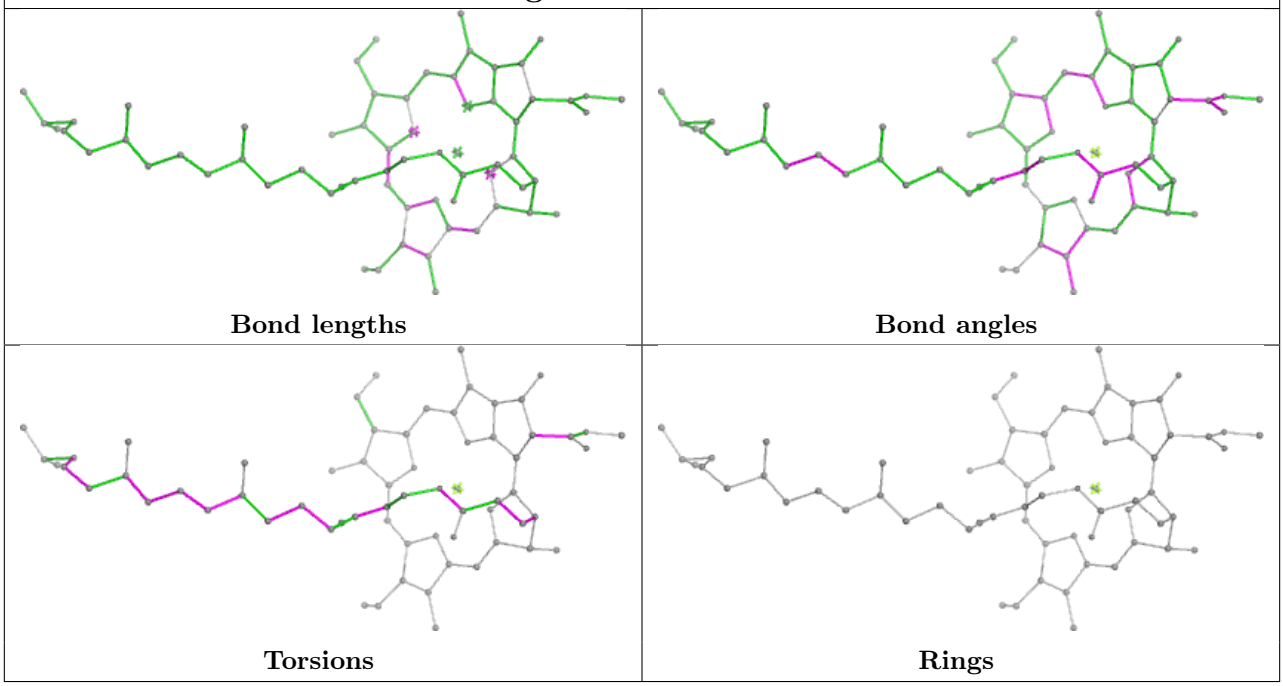

Ligand SQD D 413

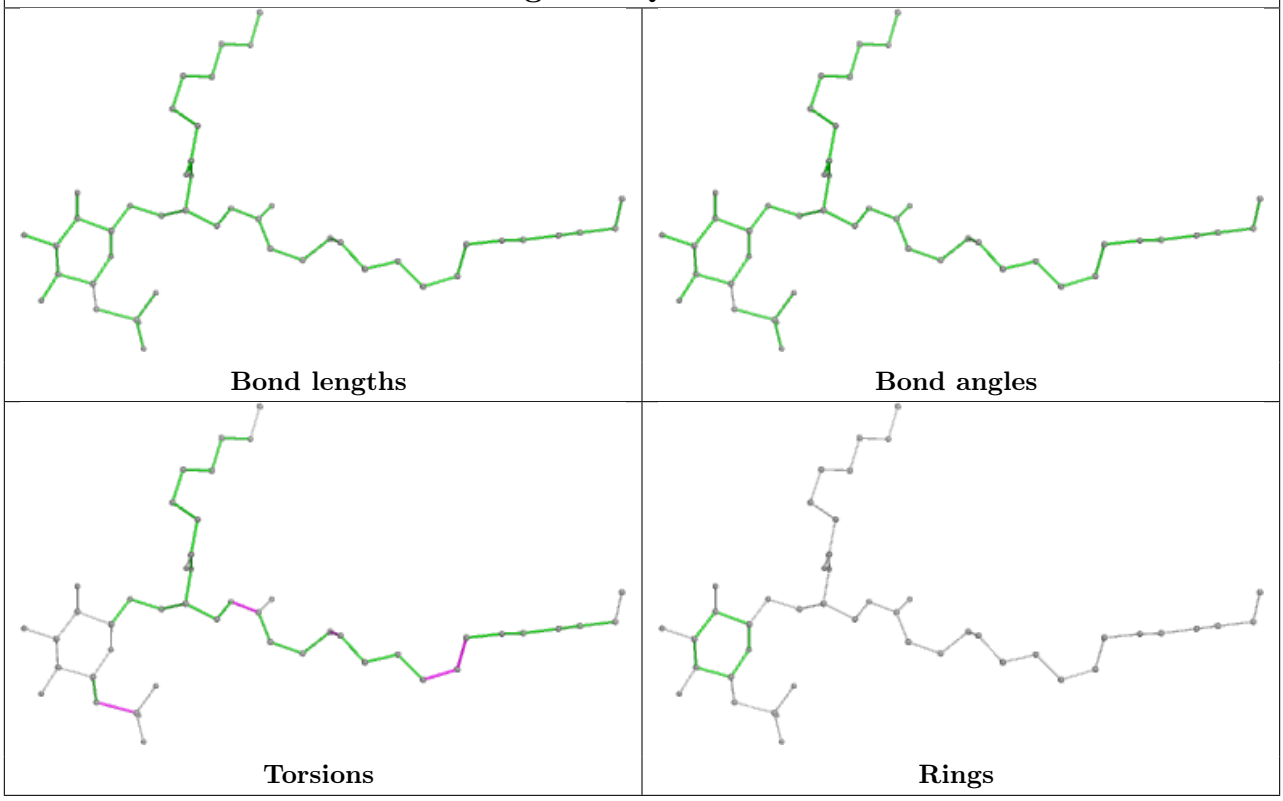

Ligand CHL 6 609

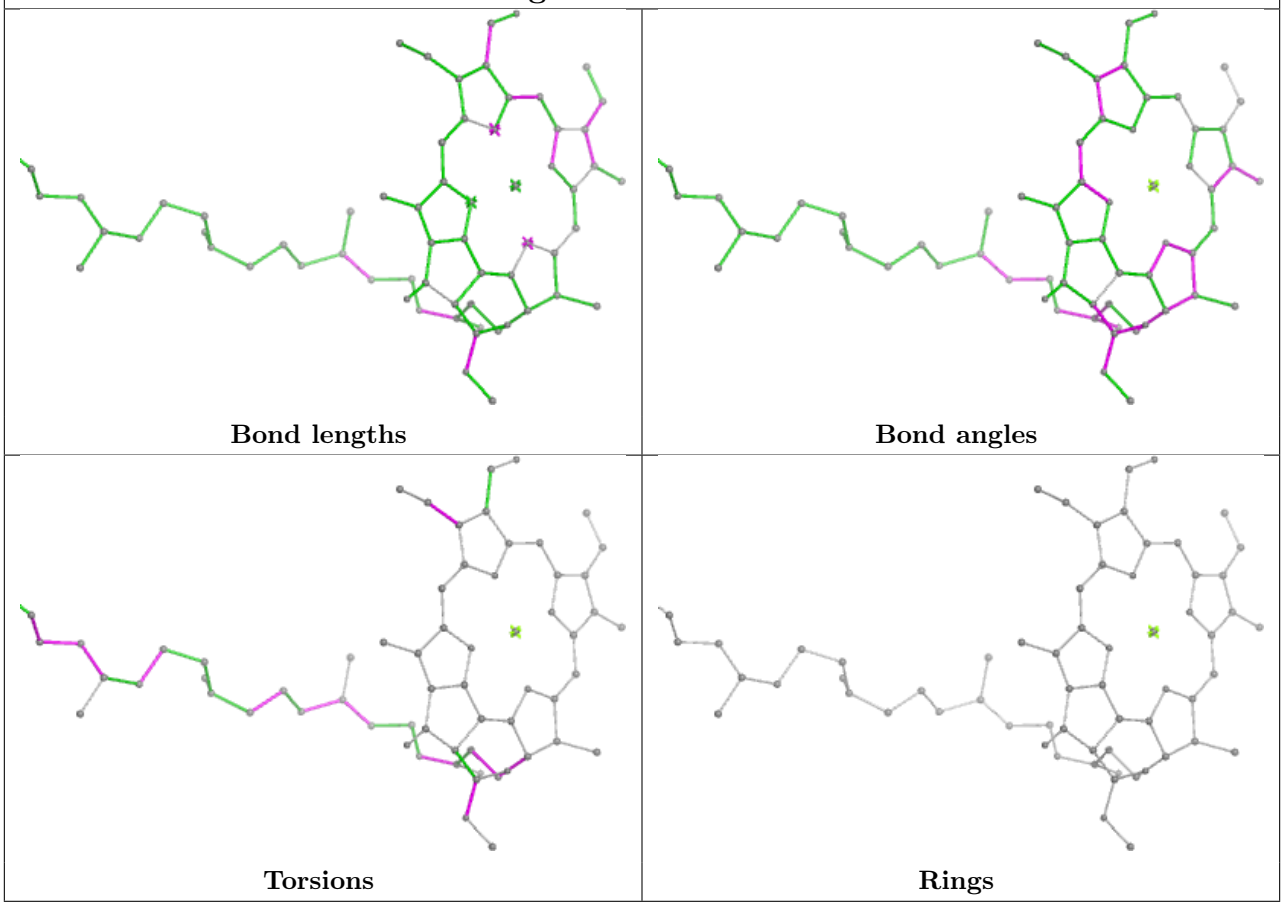

Ligand LUT 3 618	
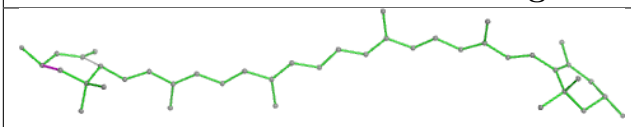 Bond lengths	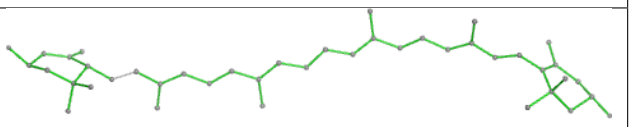 Bond angles
 Torsions	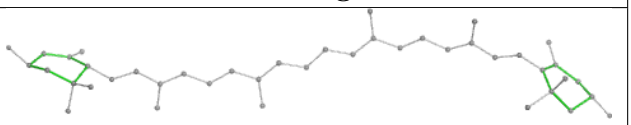 Rings

Ligand CHL Y 606	
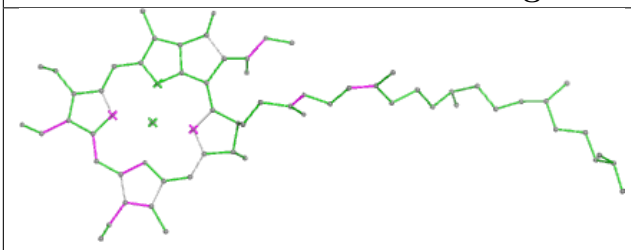 Bond lengths	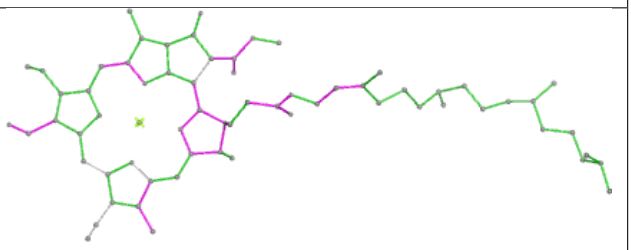 Bond angles
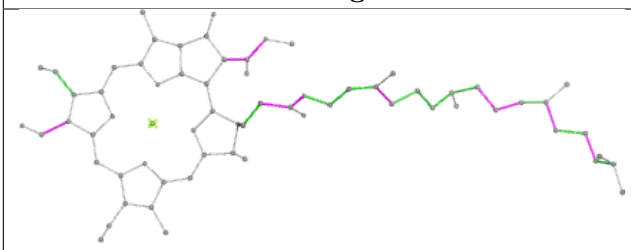 Torsions	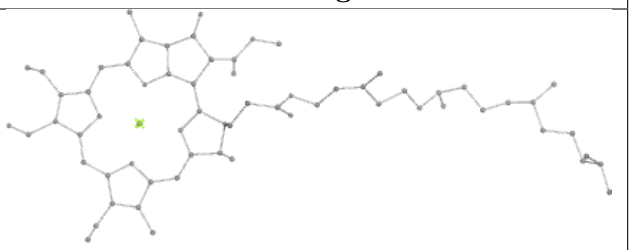 Rings

Ligand CHL 15 606

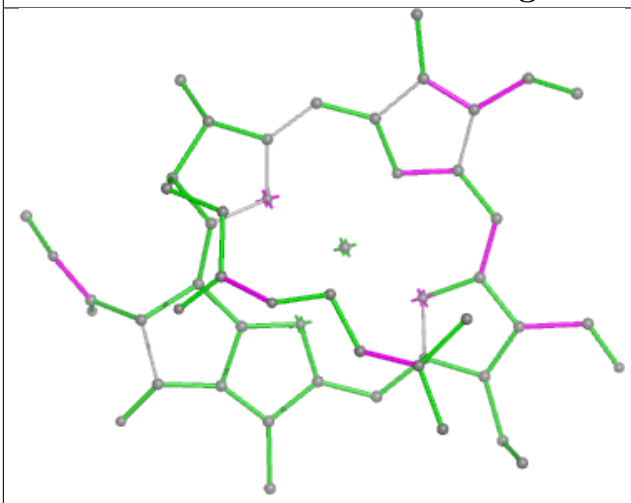

Bond lengths

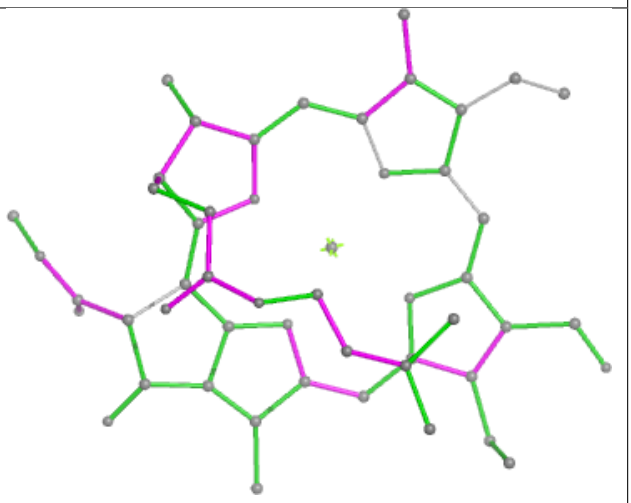

Bond angles

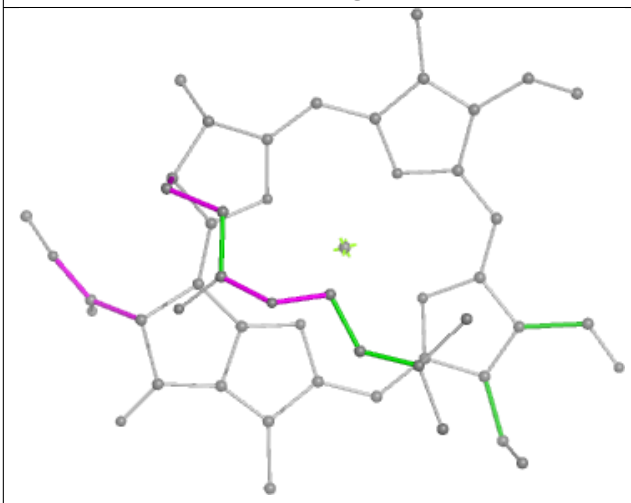

Torsions

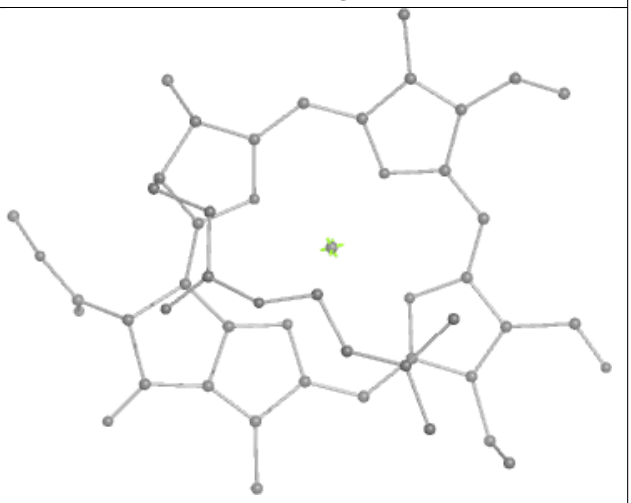

Rings

Ligand CLA N 603	
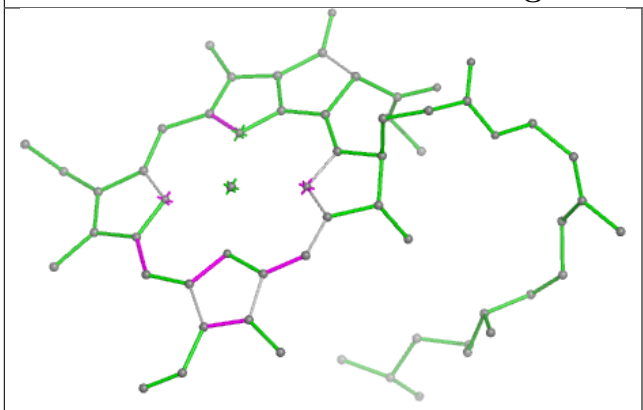 Bond lengths	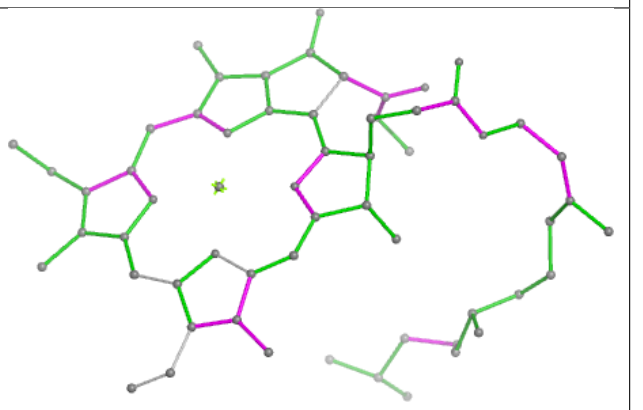 Bond angles
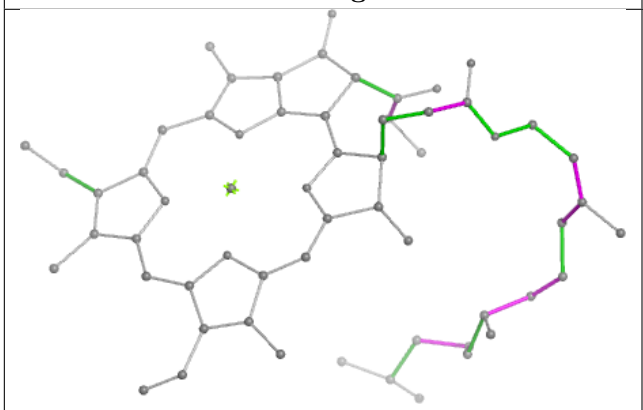 Torsions	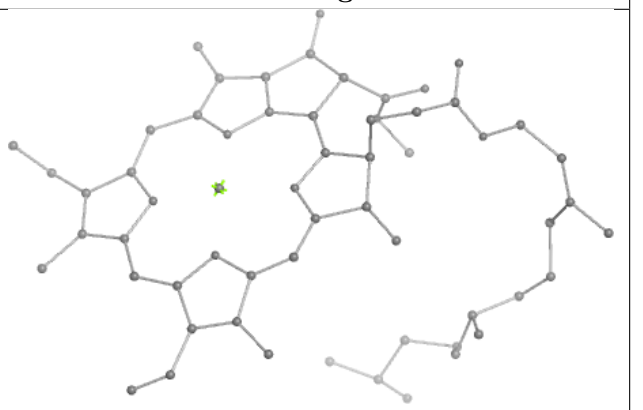 Rings

Ligand CLA 14 602

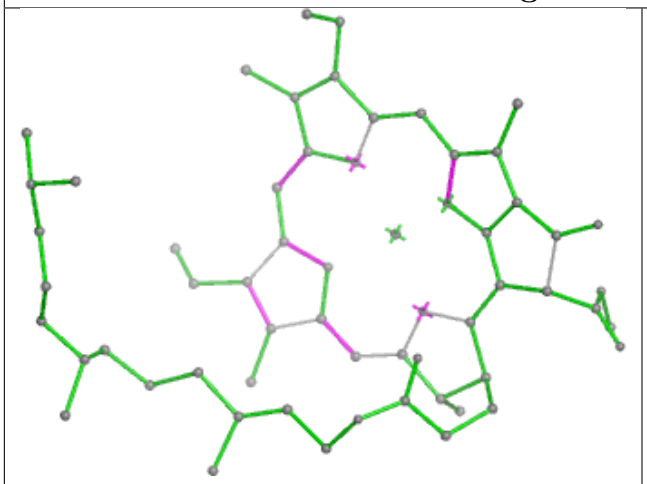

Bond lengths

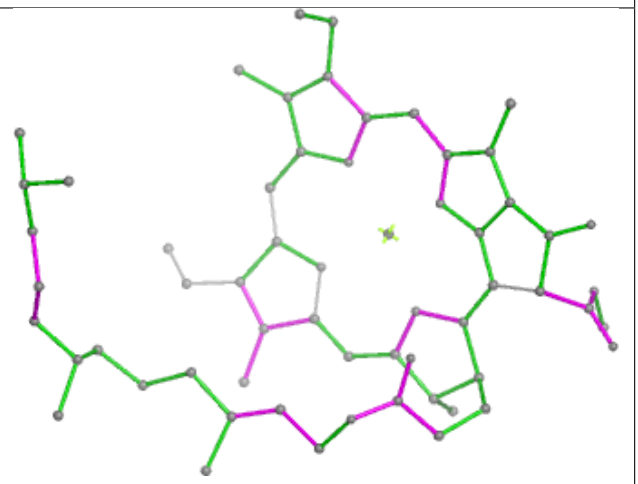

Bond angles

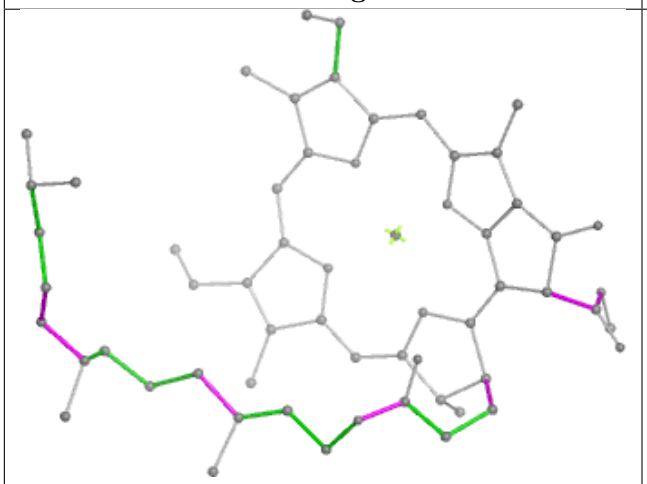

Torsions

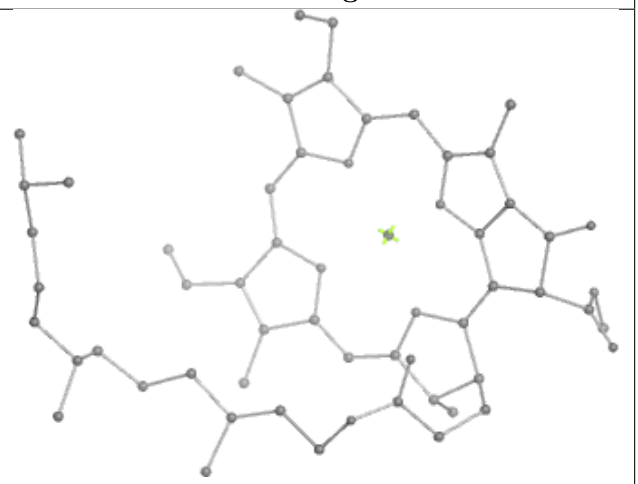

Rings

Ligand CHL 4 607

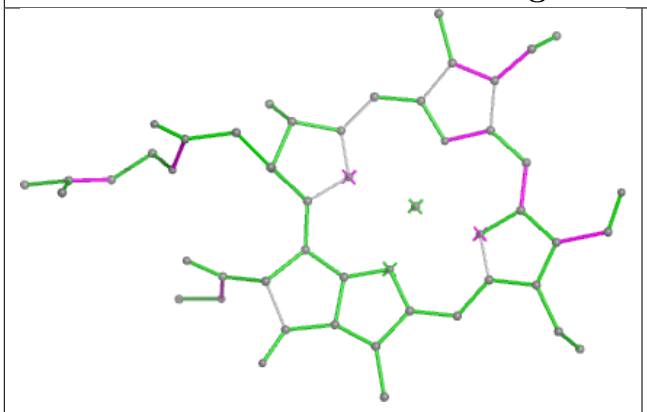

Bond lengths

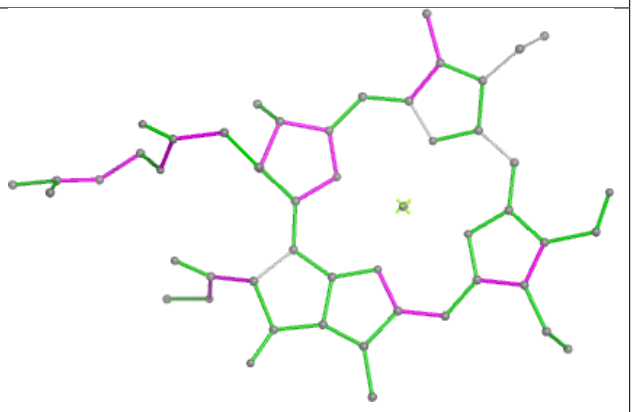

Bond angles

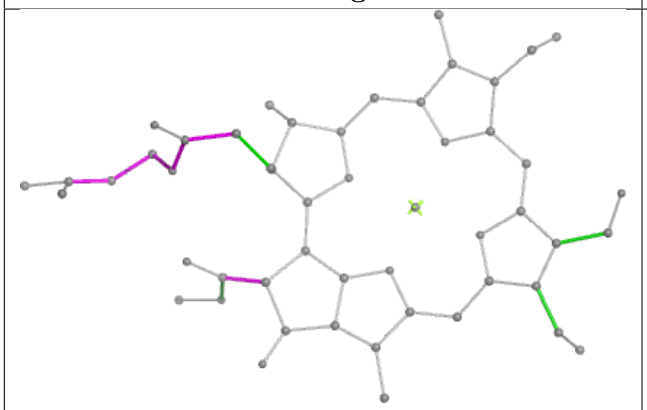

Torsions

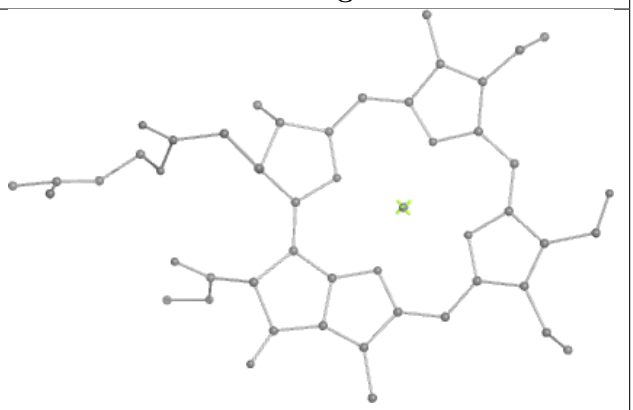

Rings

Ligand LMG H 102

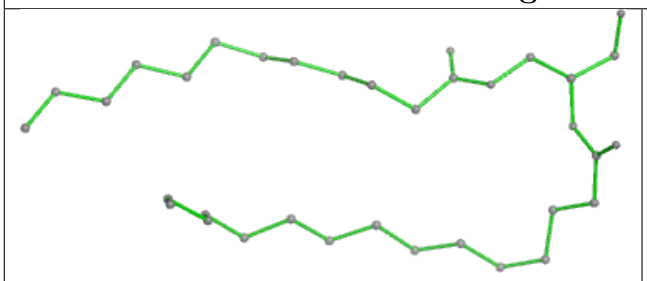

Bond lengths

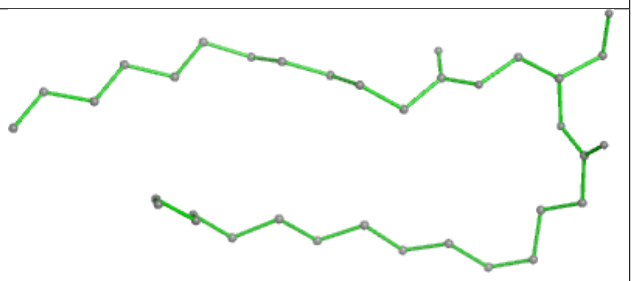

Bond angles

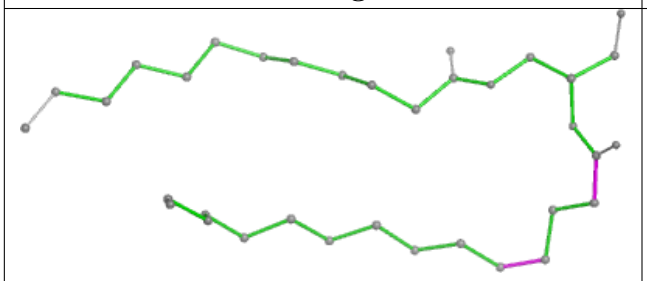

Torsions

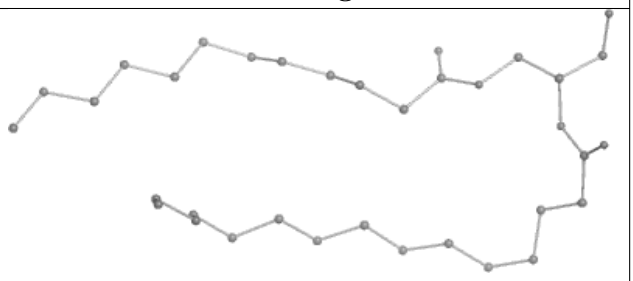

Rings

Ligand PAM n 620	
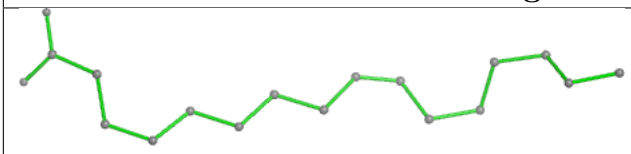 Bond lengths	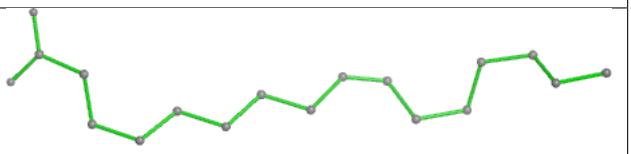 Bond angles
 Torsions	 Rings

Ligand CLA c 510	
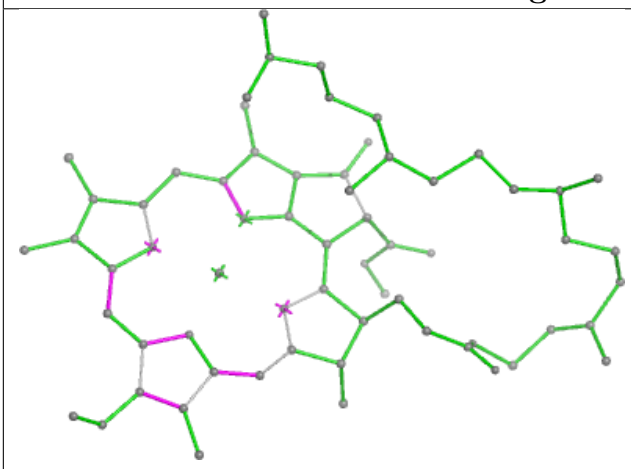 Bond lengths	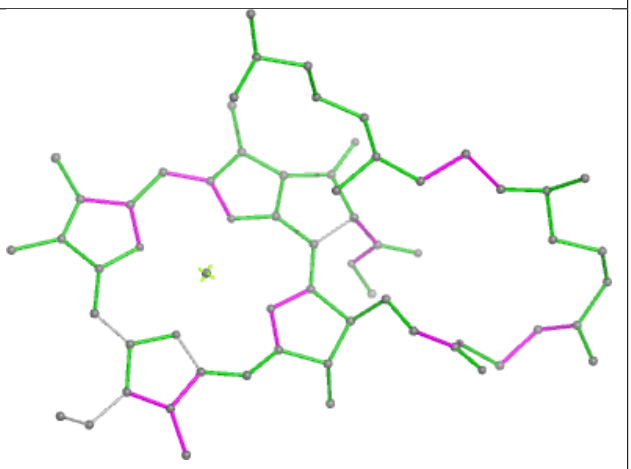 Bond angles
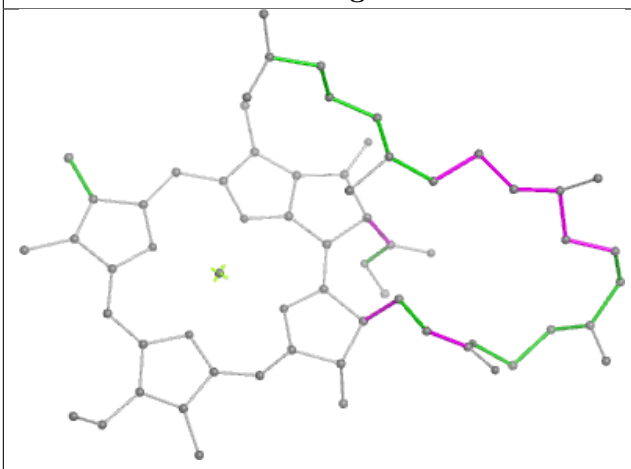 Torsions	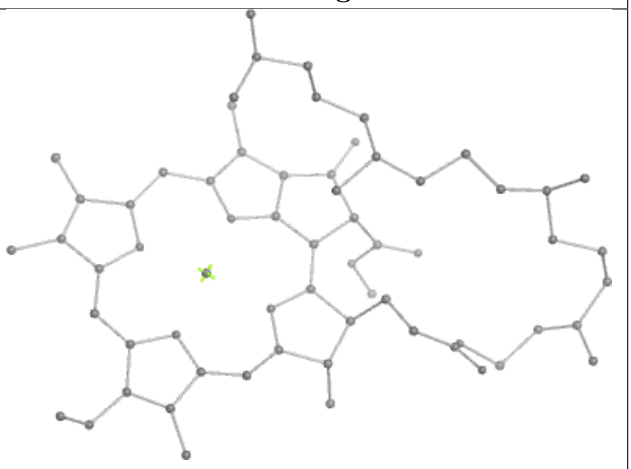 Rings

Ligand CLA g 602

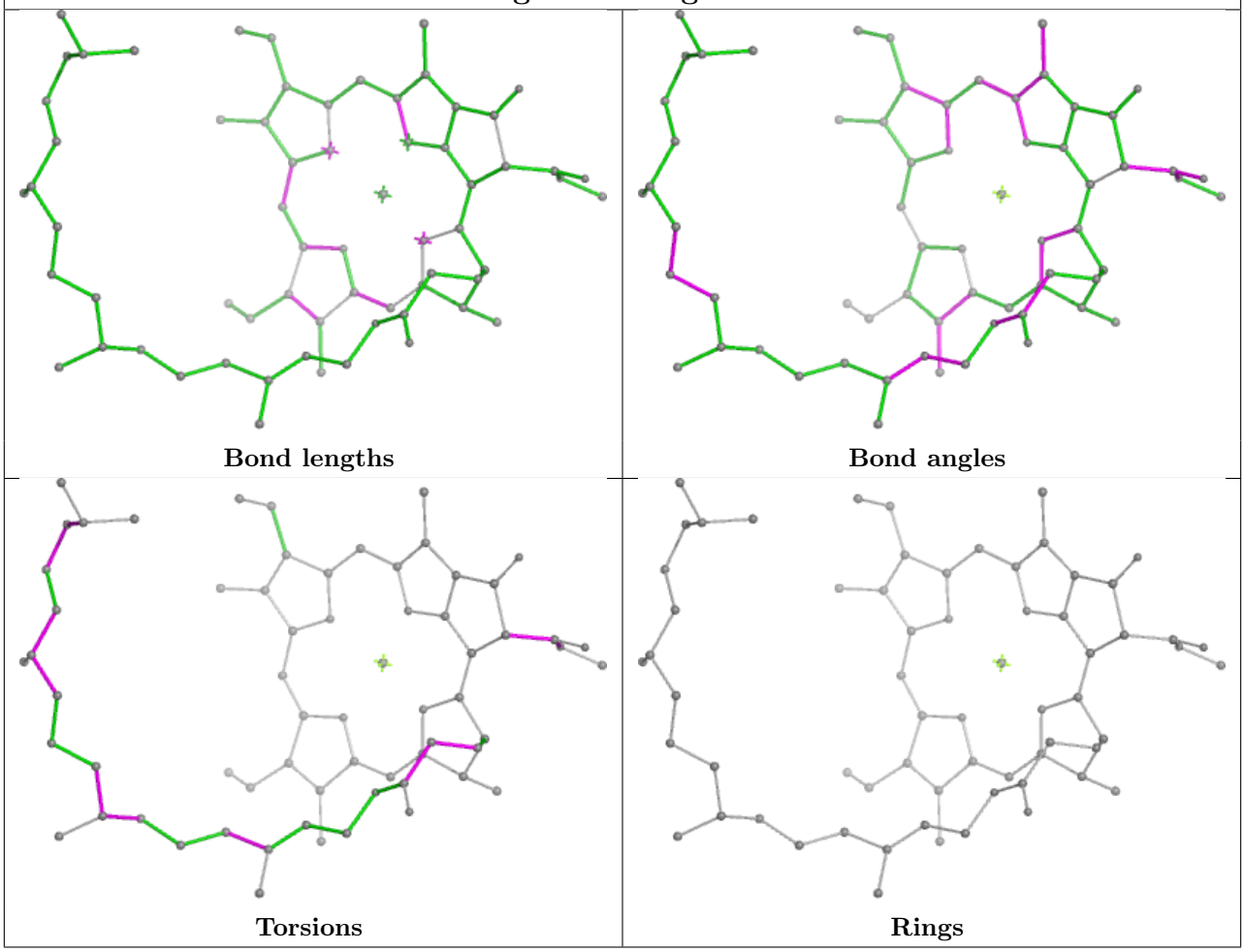

Ligand LHG y 617

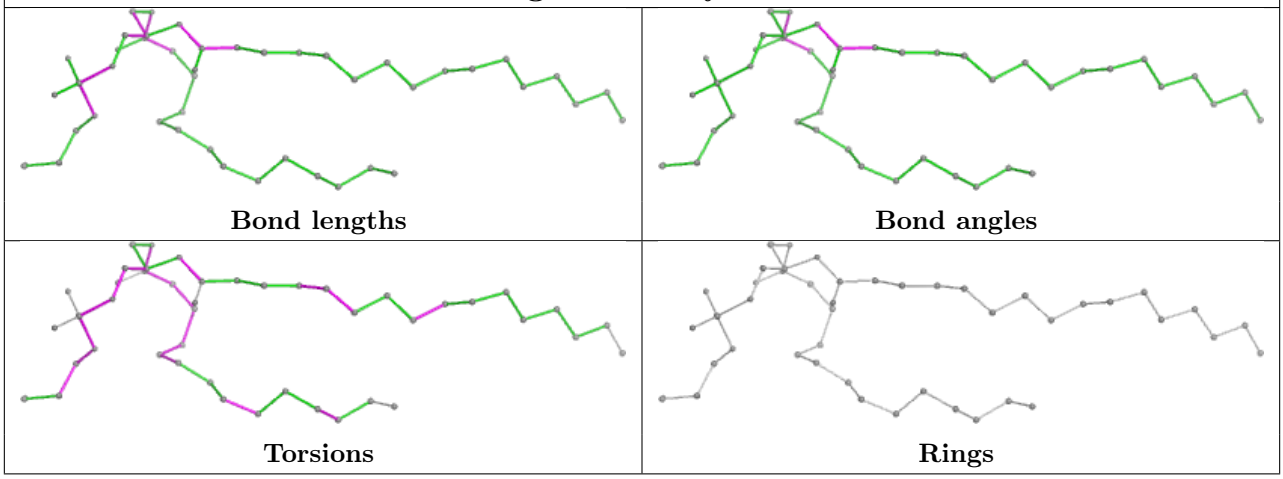

Ligand CHL N 605

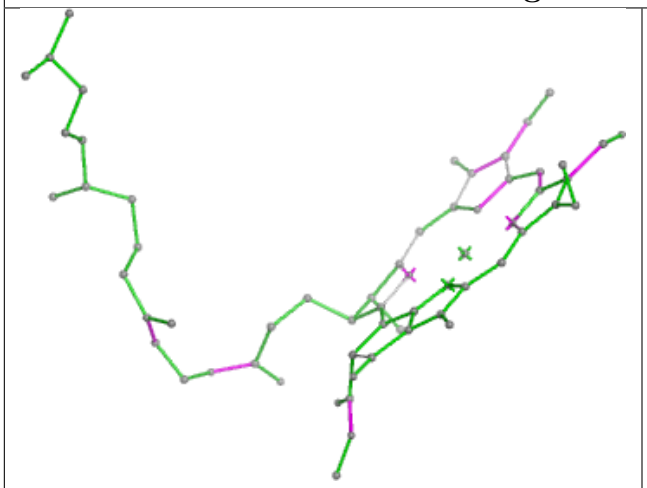

Bond lengths

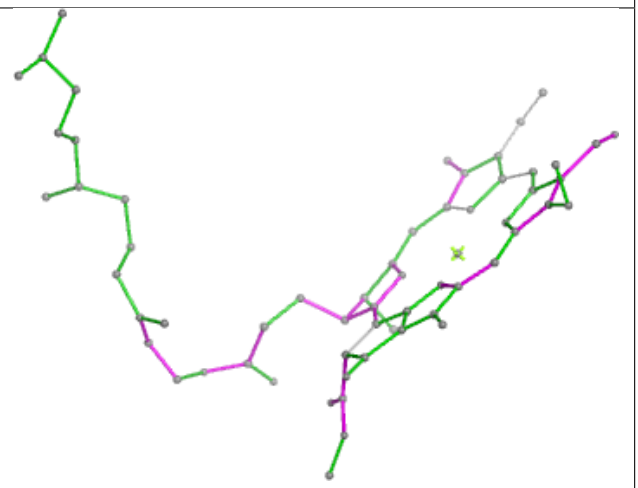

Bond angles

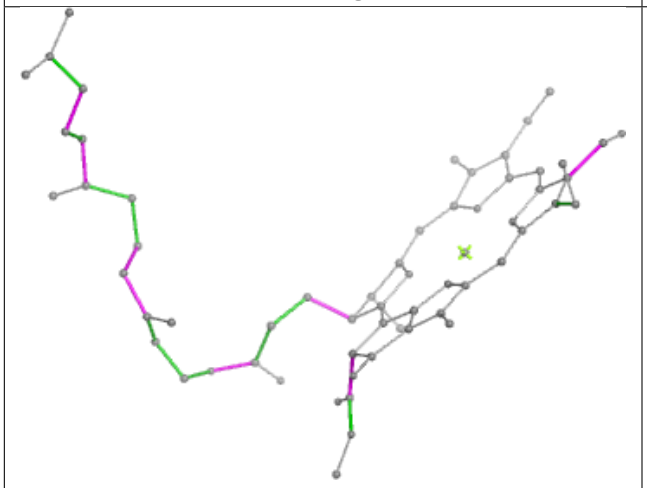

Torsions

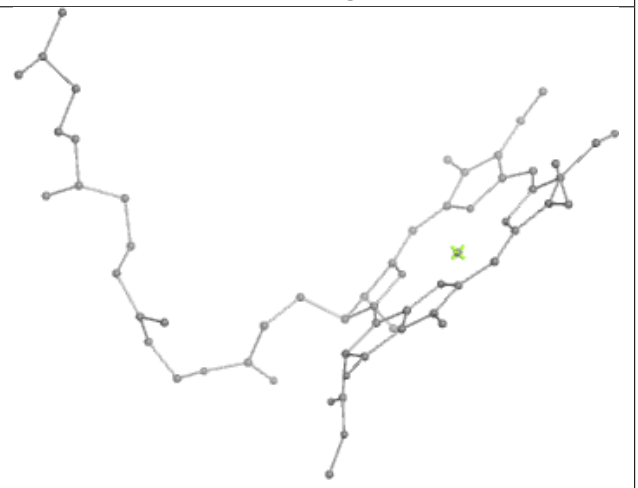

Rings

Ligand CLA 1 613

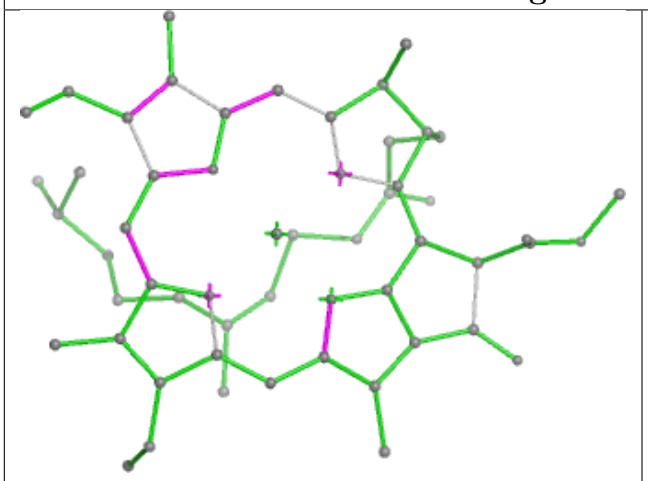

Bond lengths

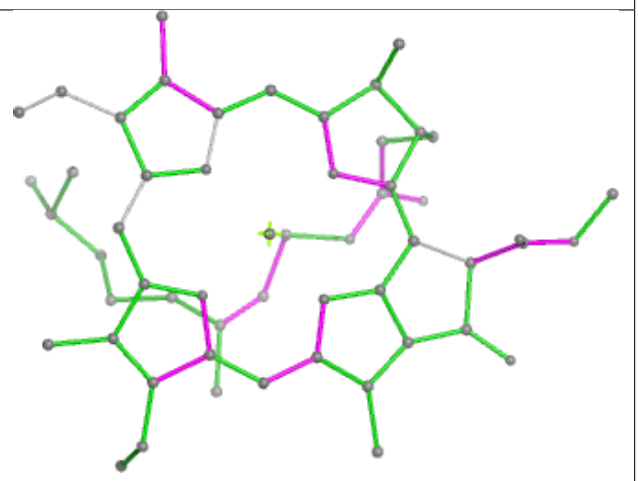

Bond angles

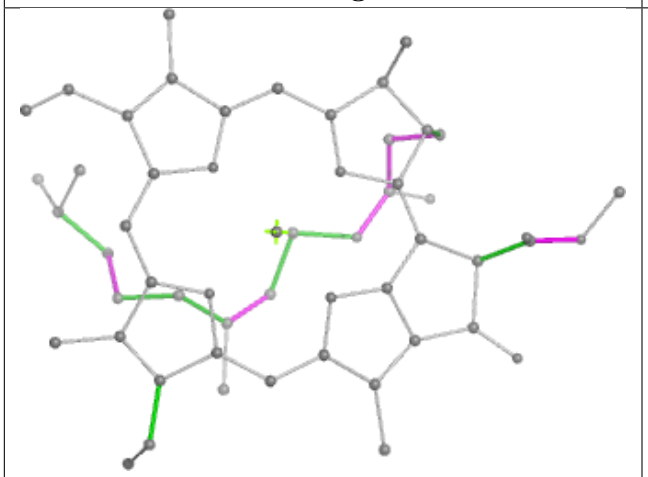

Torsions

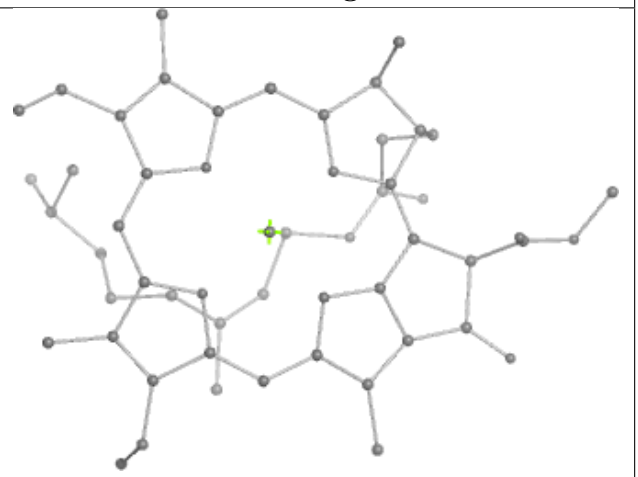

Rings

Ligand CHL n 605



Ligand CLA 1 603

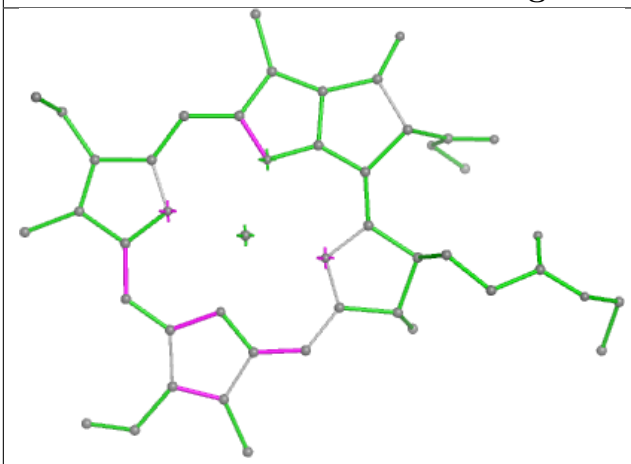

Bond lengths

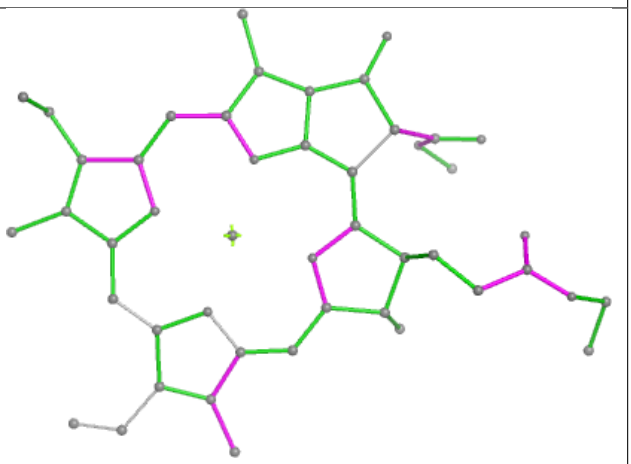

Bond angles

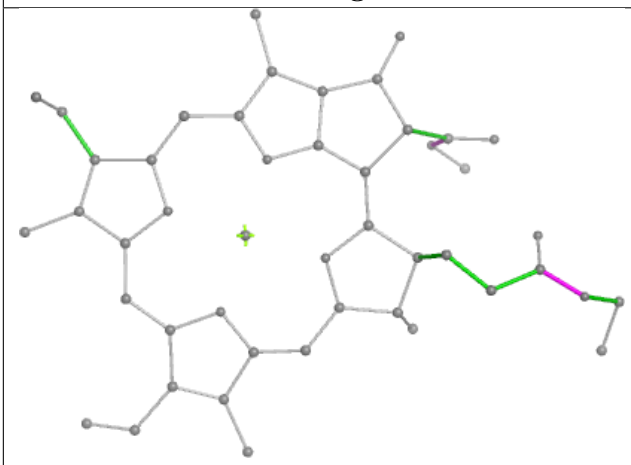

Torsions

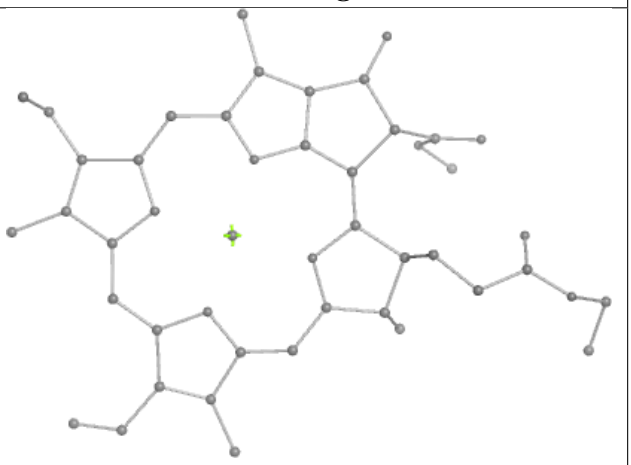

Rings

Ligand CLA n 604	
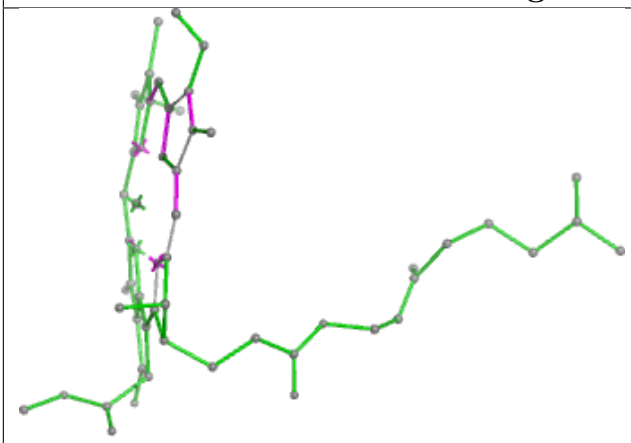 Bond lengths	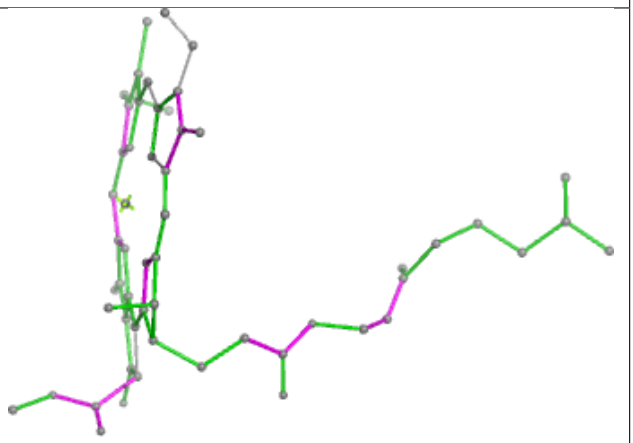 Bond angles
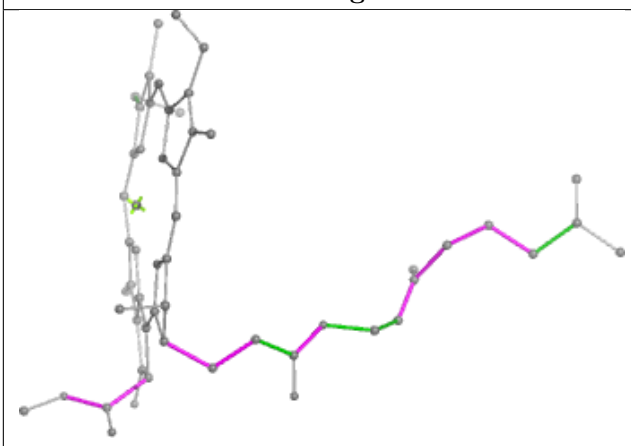 Torsions	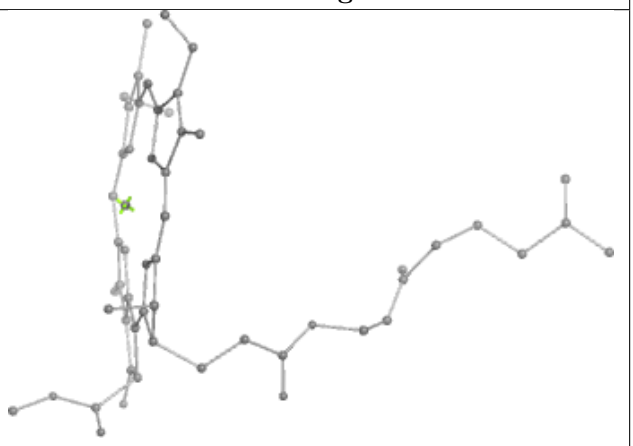 Rings

Ligand CLA 12 611

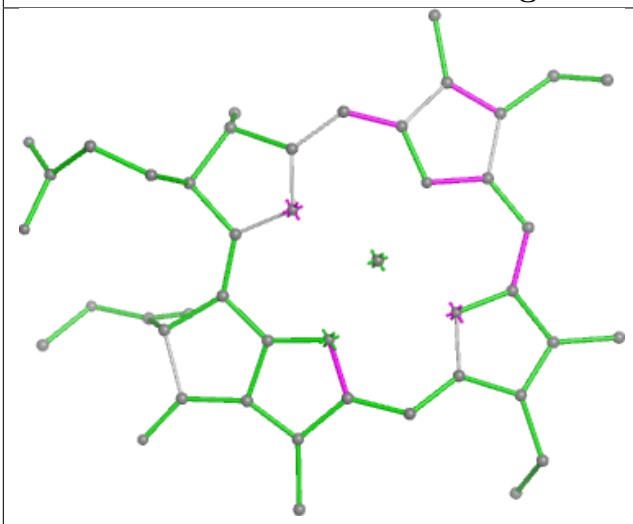

Bond lengths

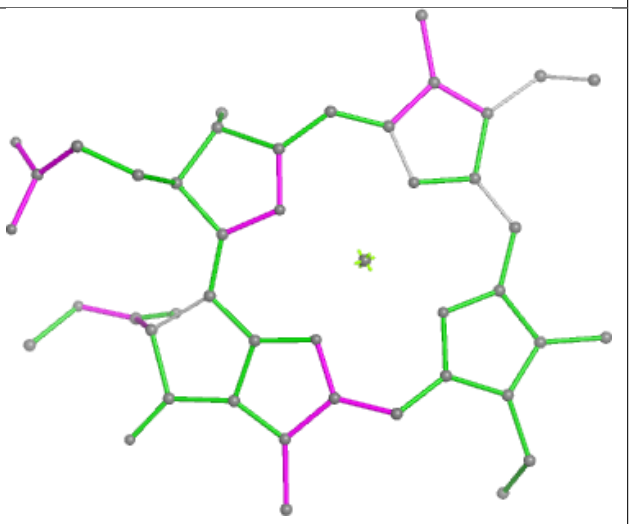

Bond angles

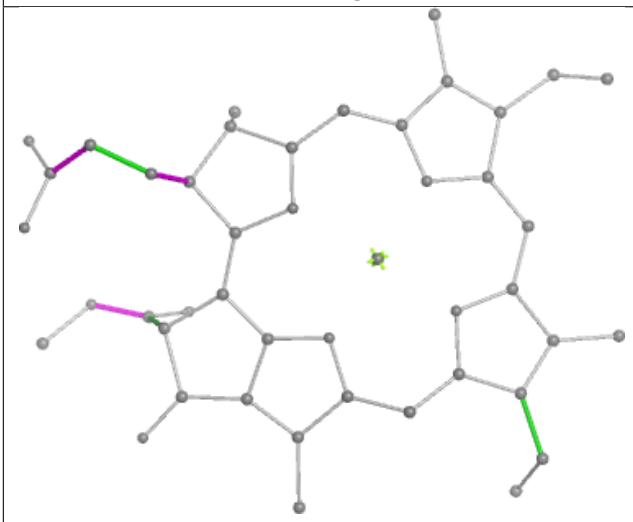

Torsions

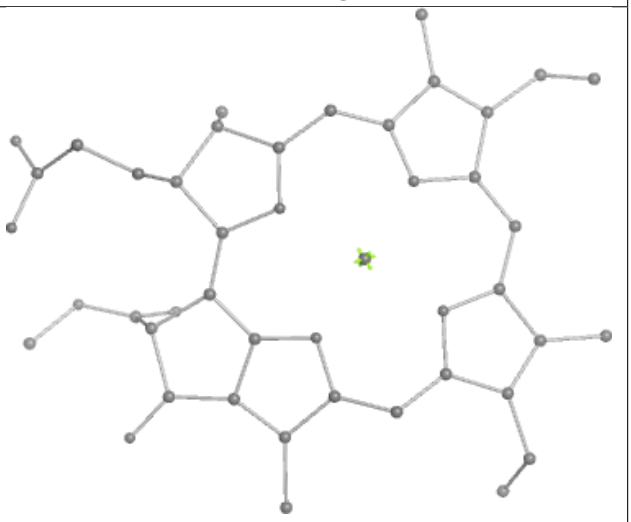

Rings

Ligand CHL G 608	
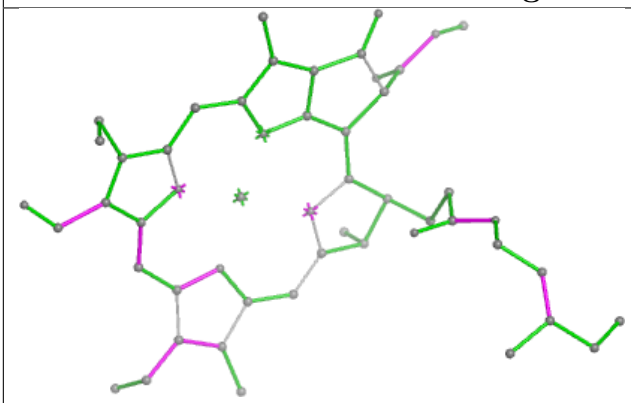 Bond lengths	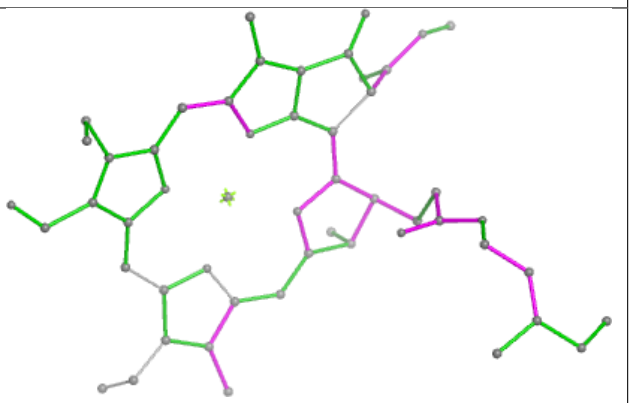 Bond angles
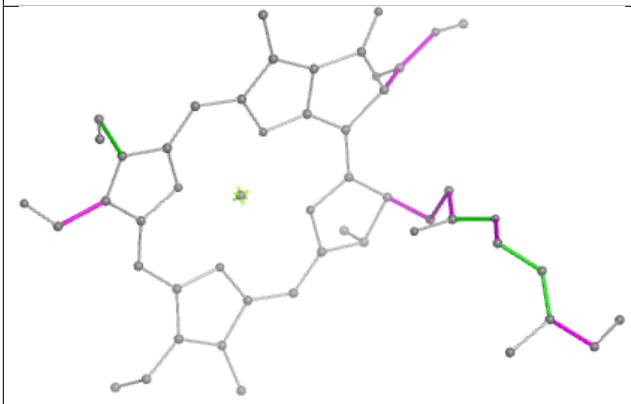 Torsions	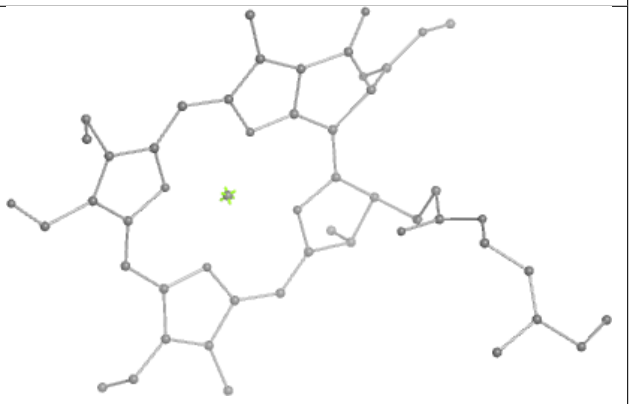 Rings

Ligand CLA B 615	
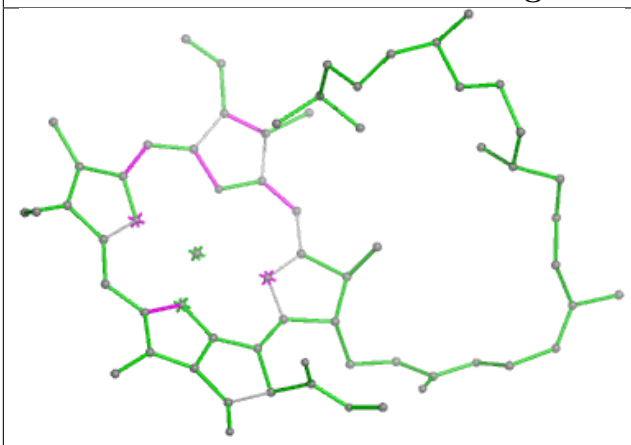 Bond lengths	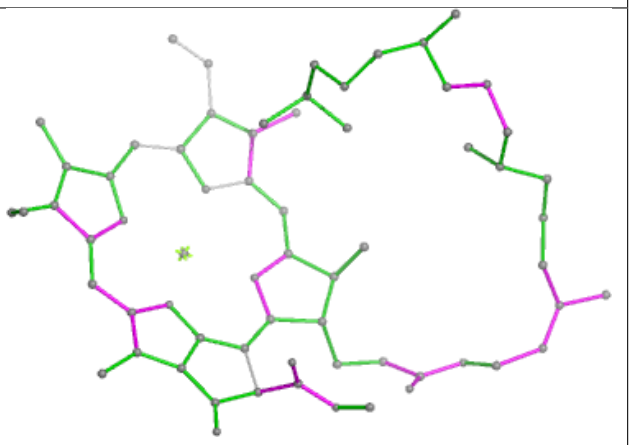 Bond angles
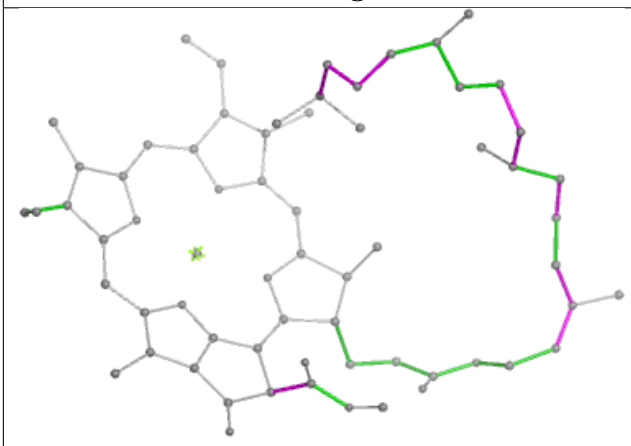 Torsions	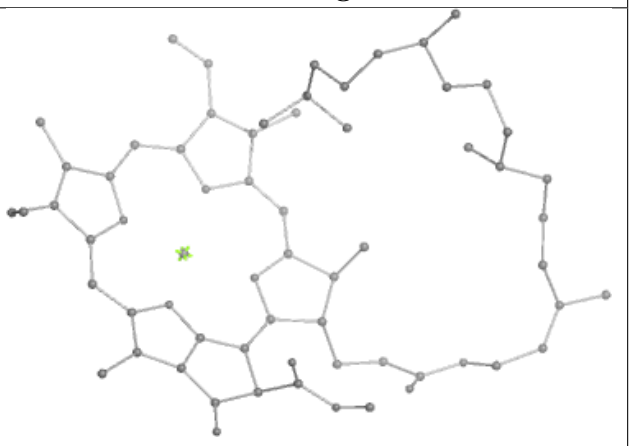 Rings

Ligand LUT 13 617	
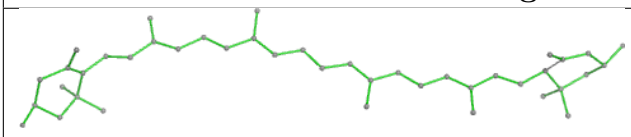 Bond lengths	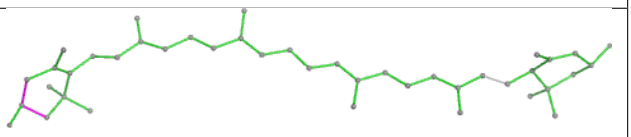 Bond angles
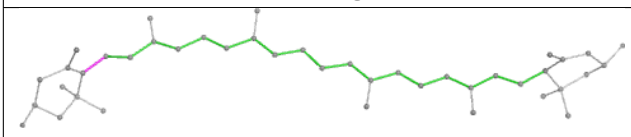 Torsions	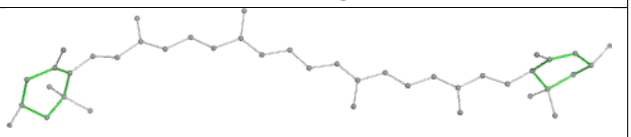 Rings

Ligand LHG D 409

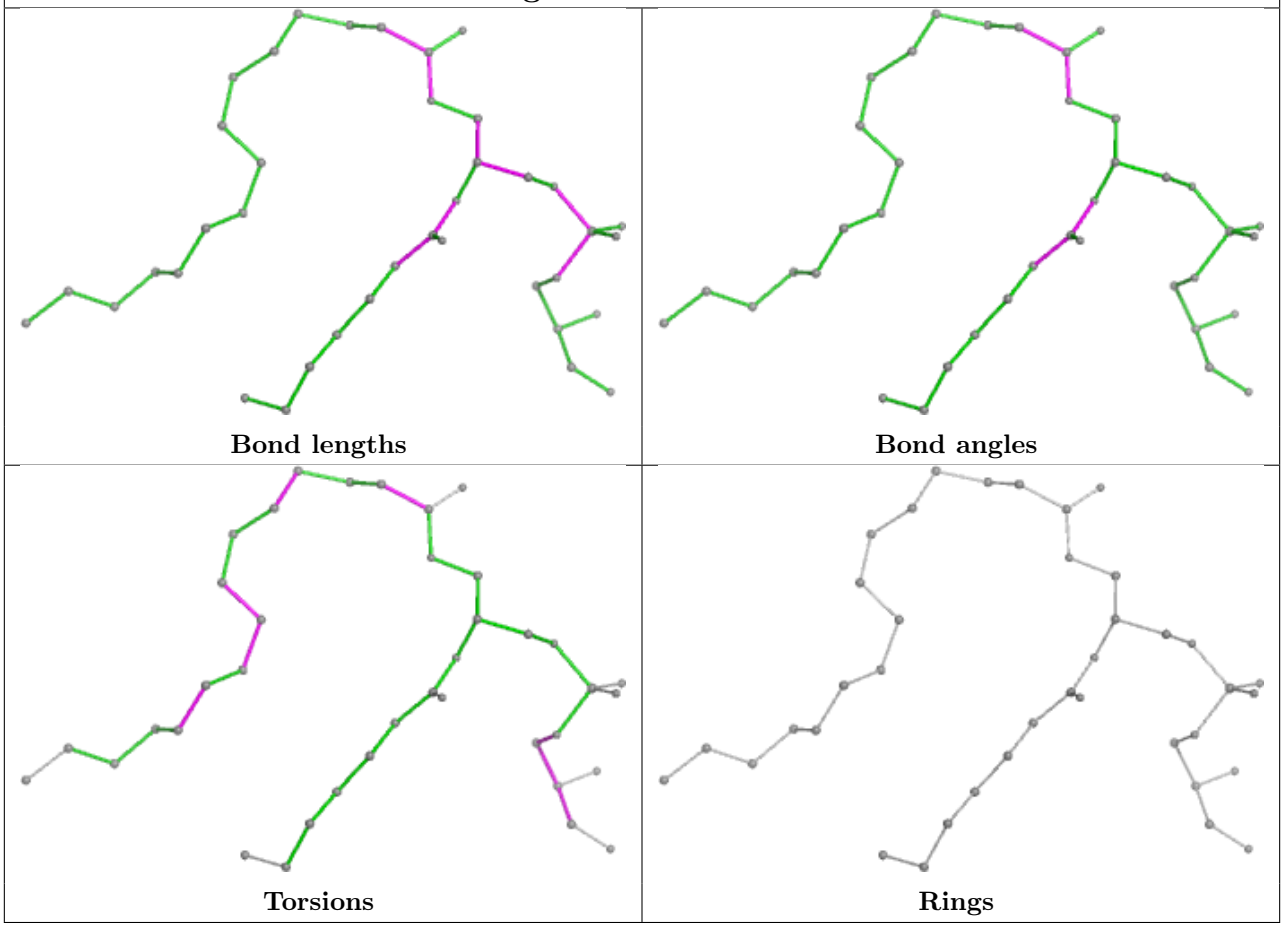

Ligand CLA n 611	
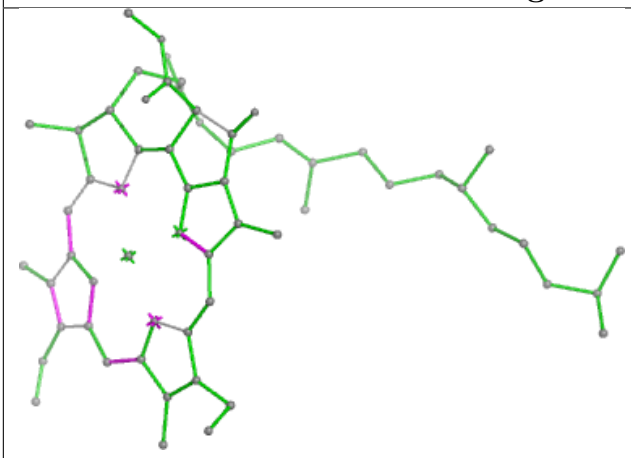 Bond lengths	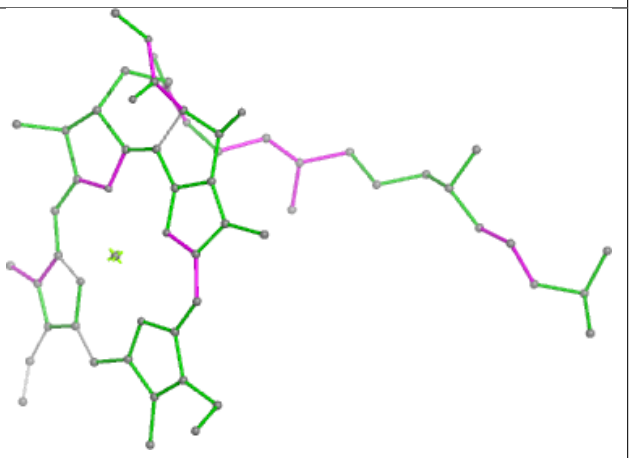 Bond angles
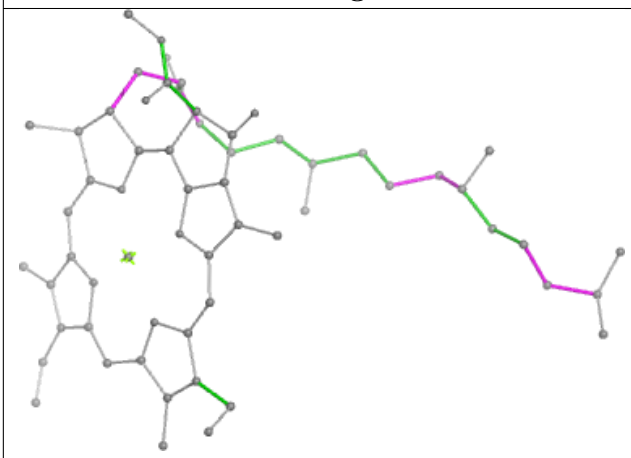 Torsions	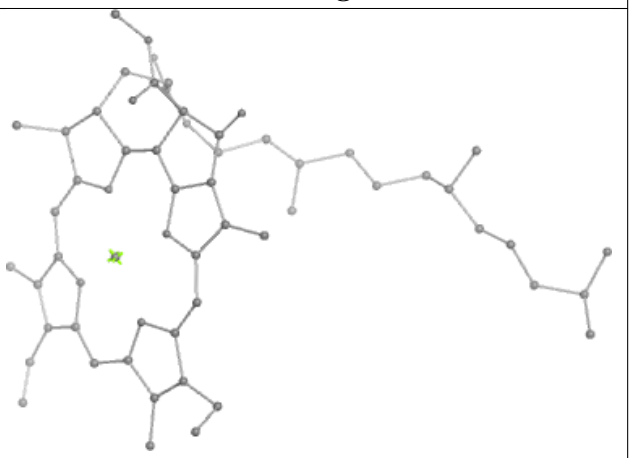 Rings

Ligand CLA 13 614

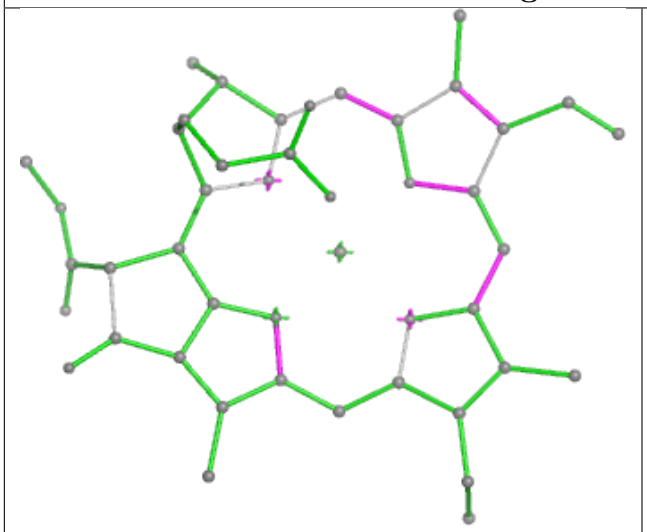

Bond lengths

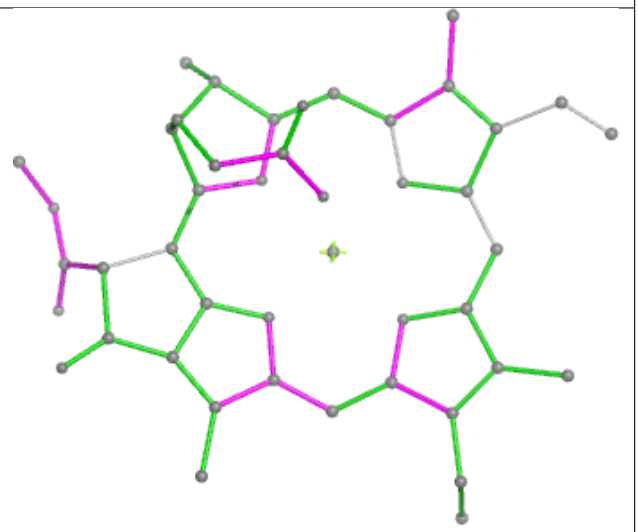

Bond angles

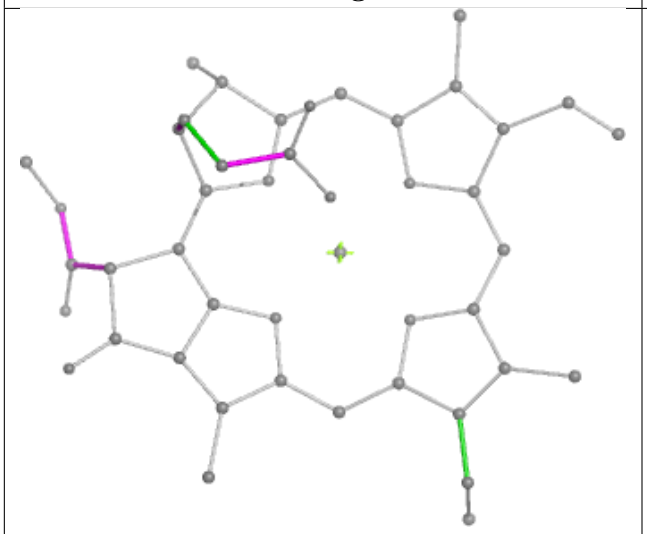

Torsions

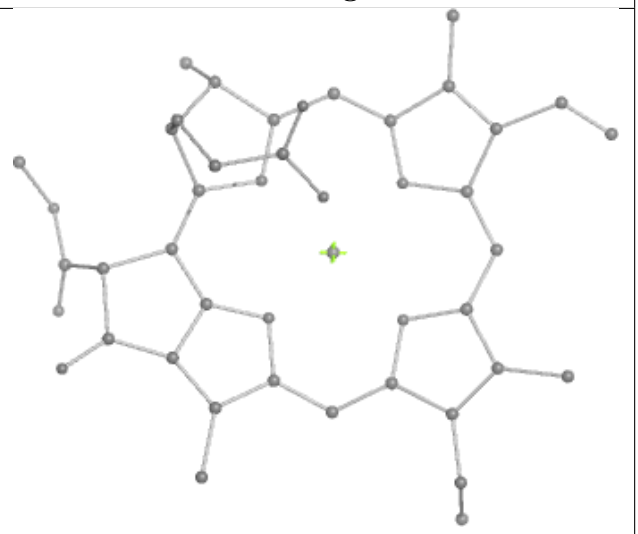

Rings

Ligand CLA g 614	
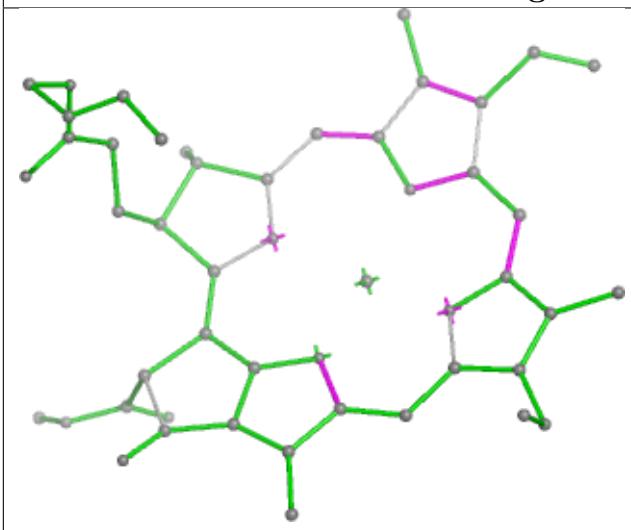 Bond lengths	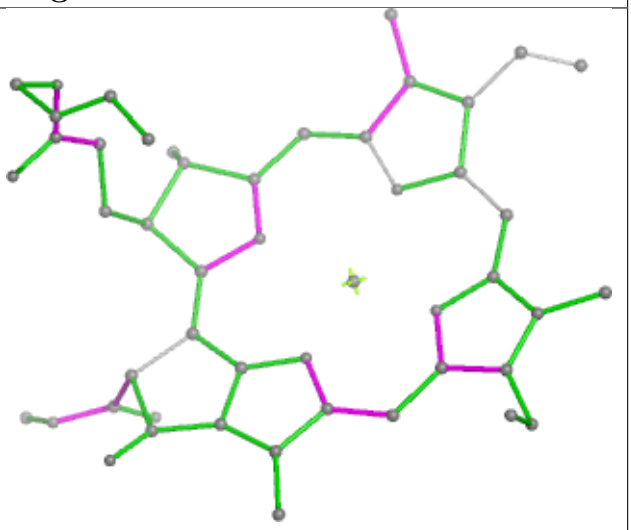 Bond angles
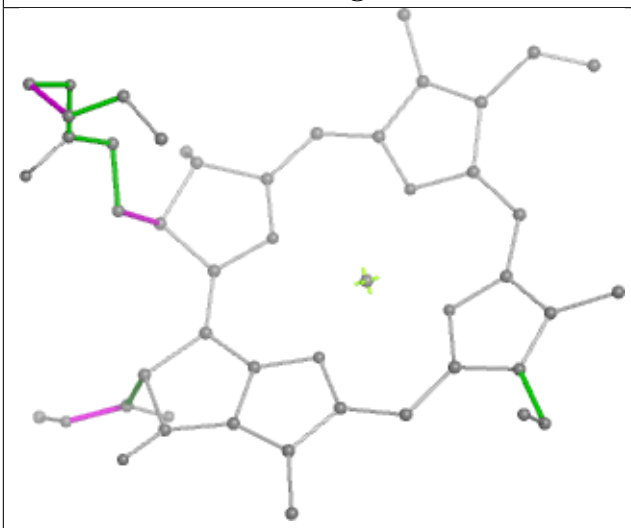 Torsions	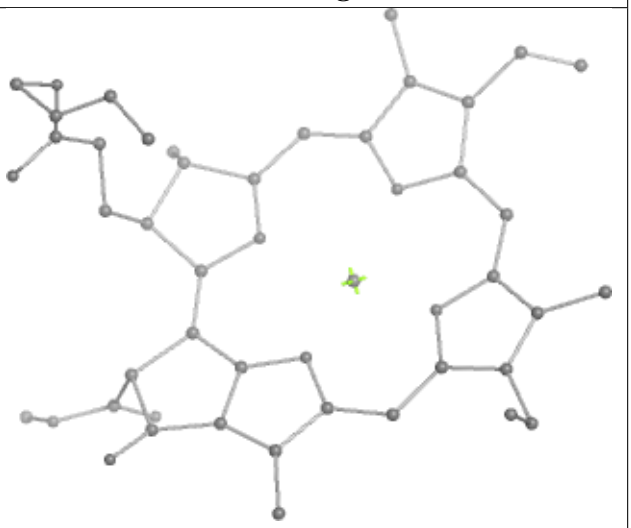 Rings

Ligand CLA 2 604

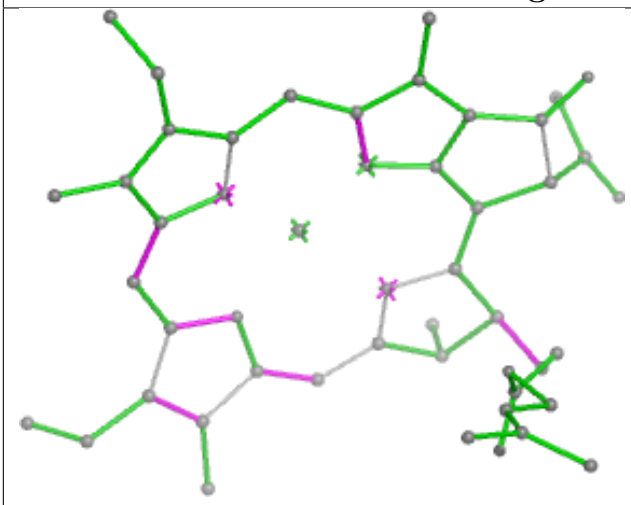

Bond lengths

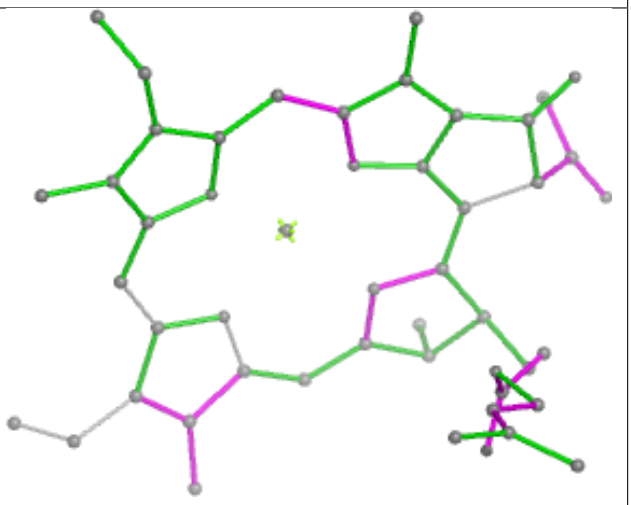

Bond angles

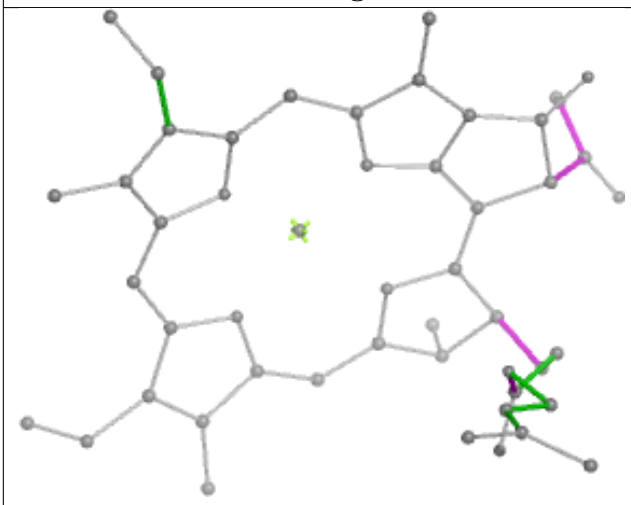

Torsions

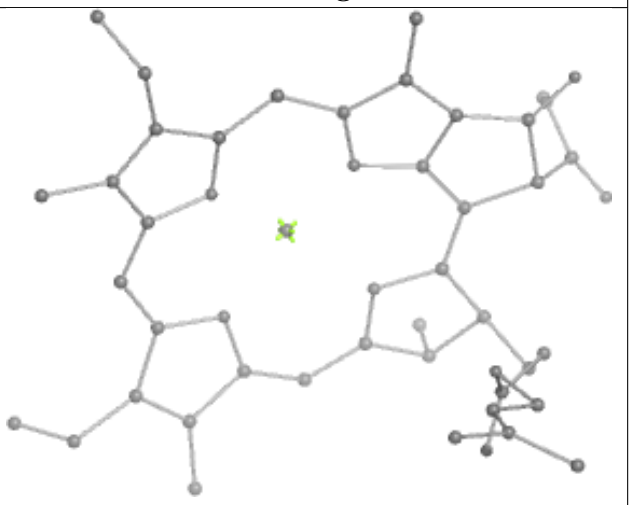

Rings

Ligand CLA r 604

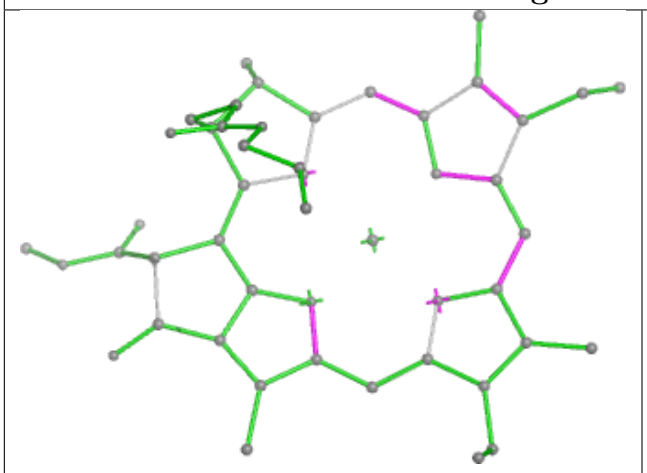

Bond lengths

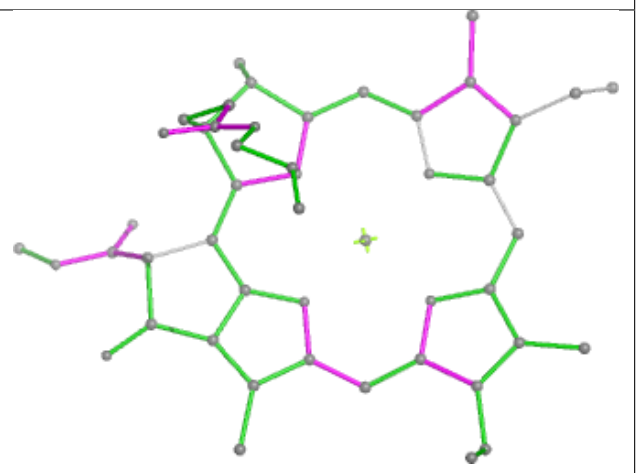

Bond angles

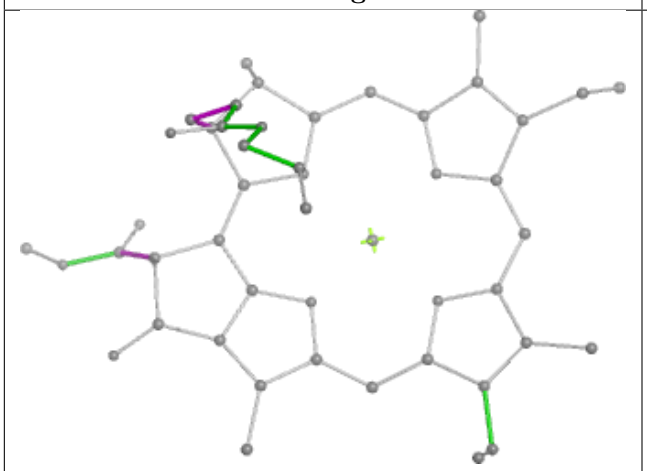

Torsions

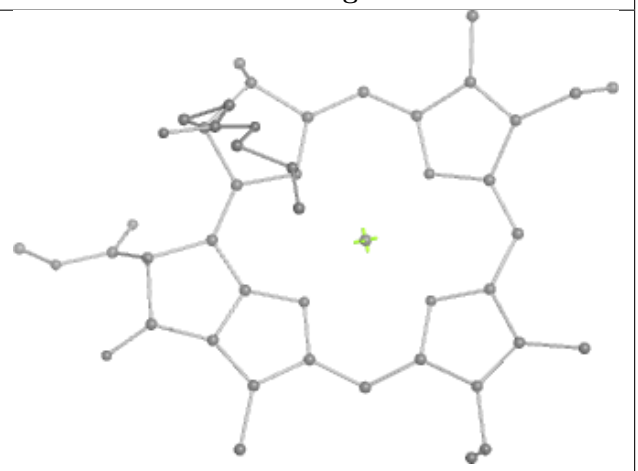

Rings

Ligand CLA S 603

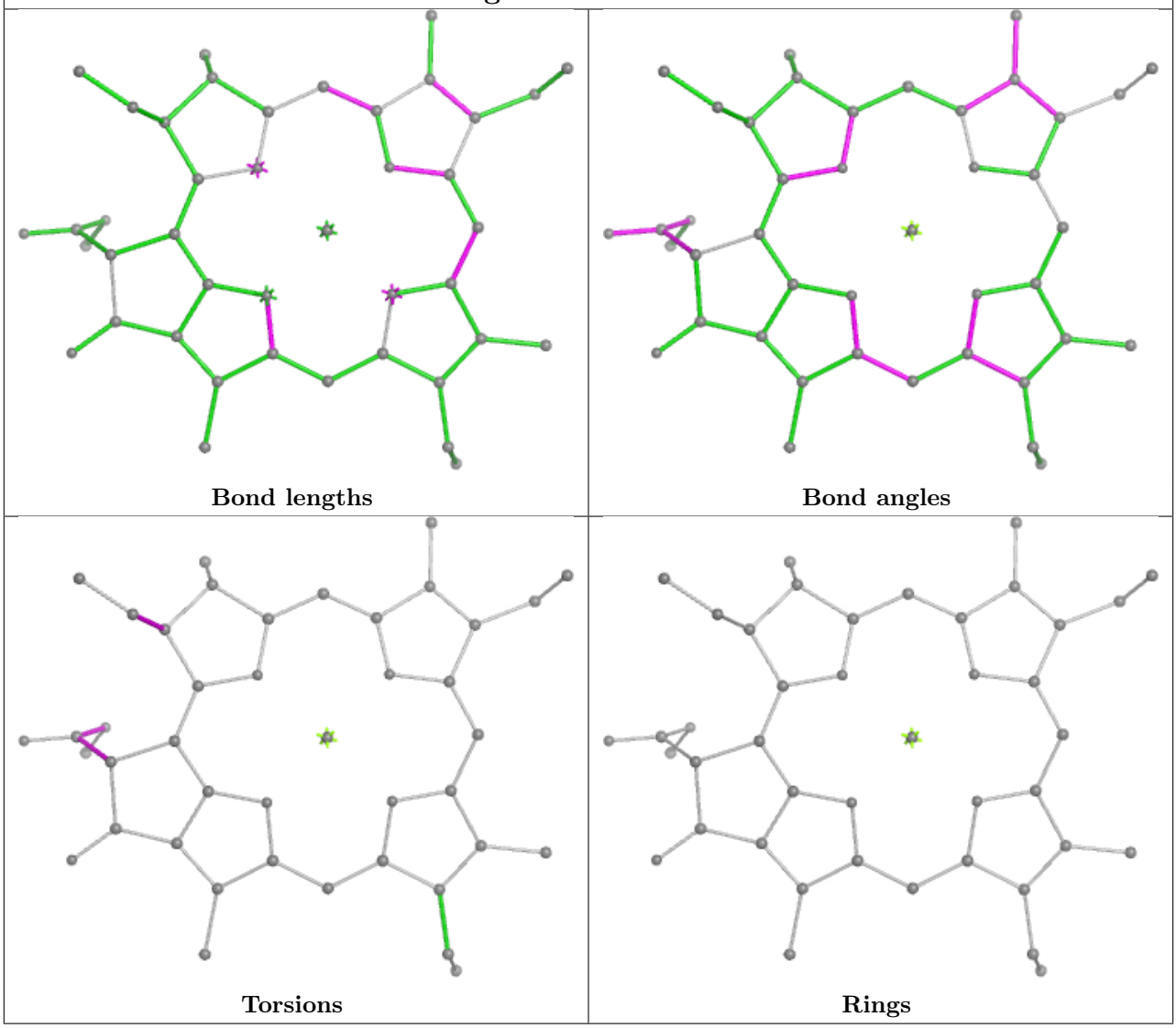

Ligand CLA b 604	
 Bond lengths	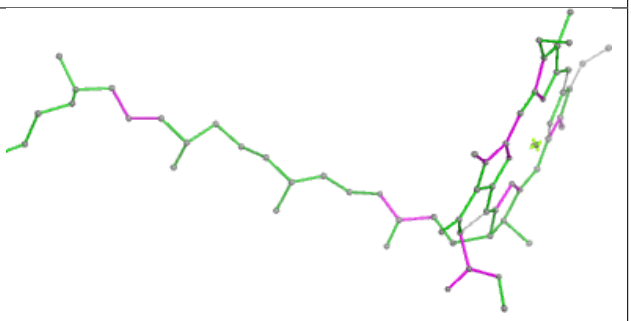 Bond angles
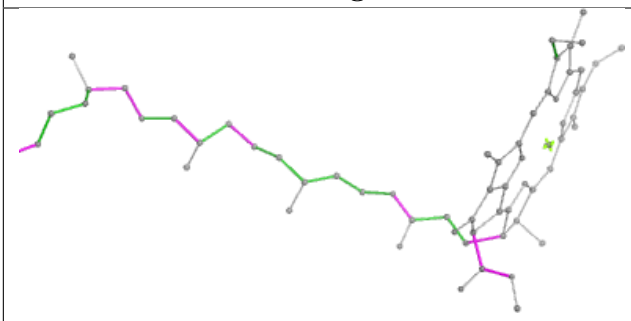 Torsions	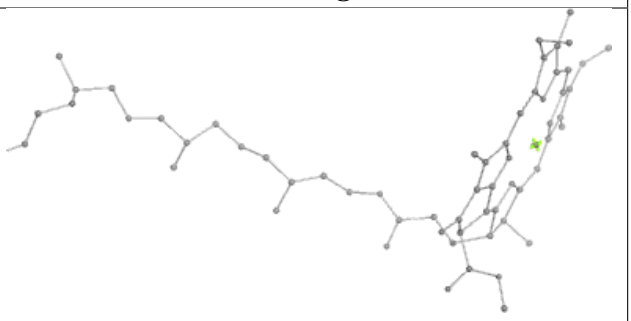 Rings

Ligand CLA a 404	
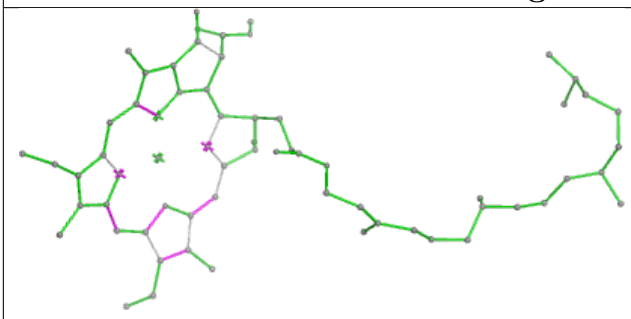 Bond lengths	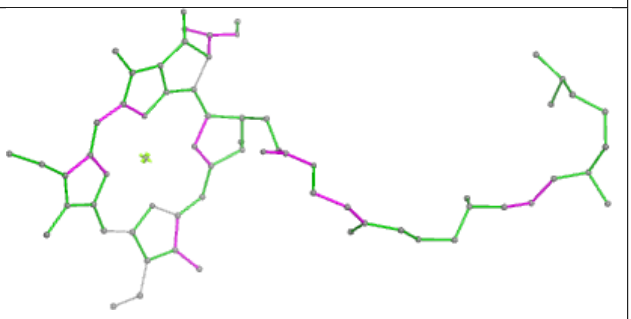 Bond angles
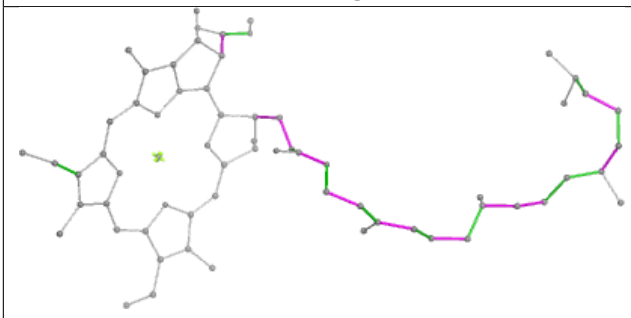 Torsions	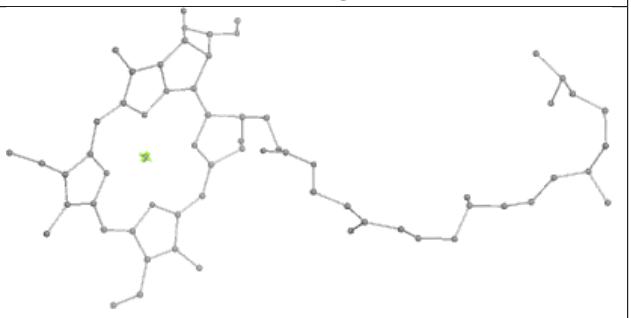 Rings

Ligand CLA b 601	
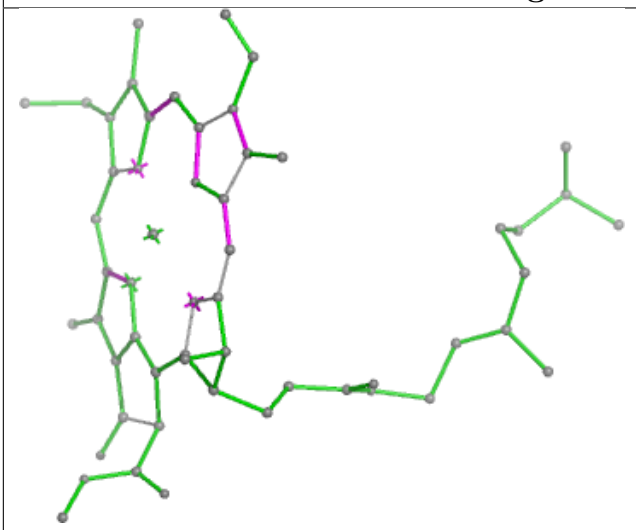 Bond lengths	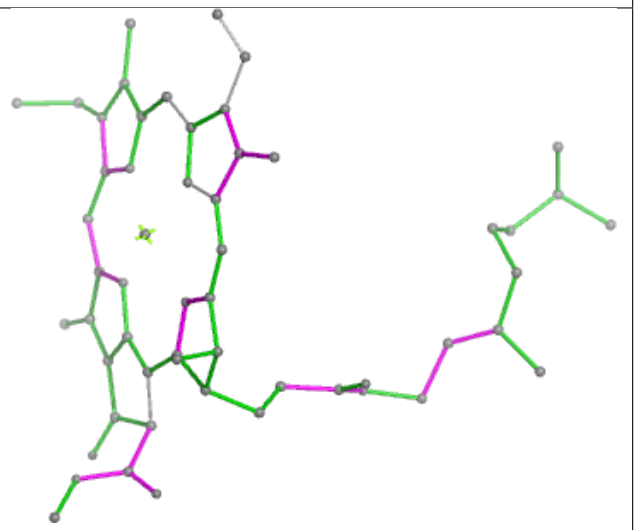 Bond angles
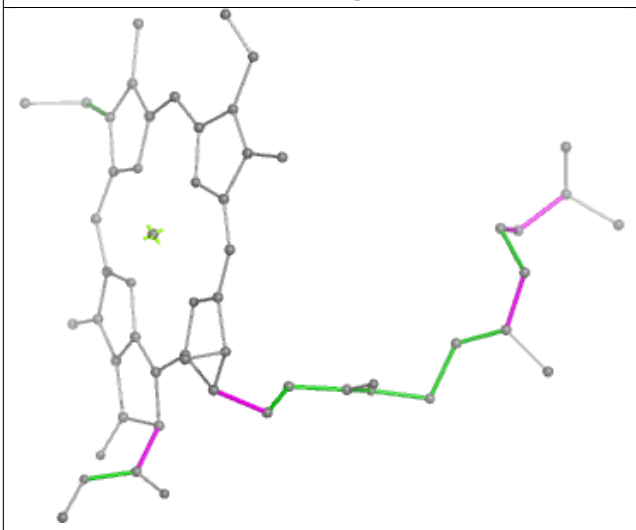 Torsions	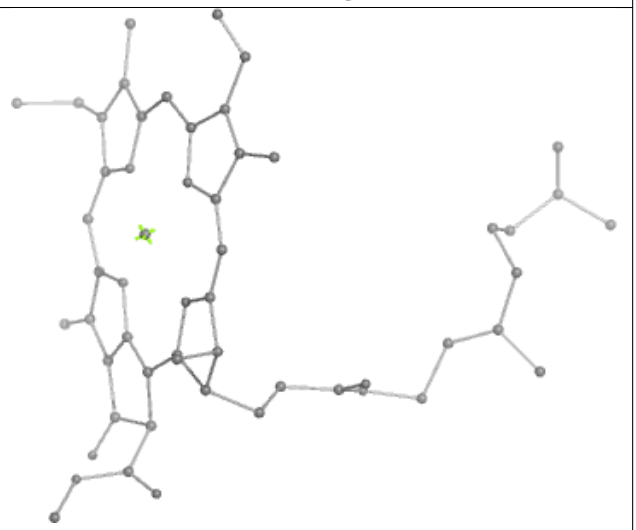 Rings

Ligand CLA s 602

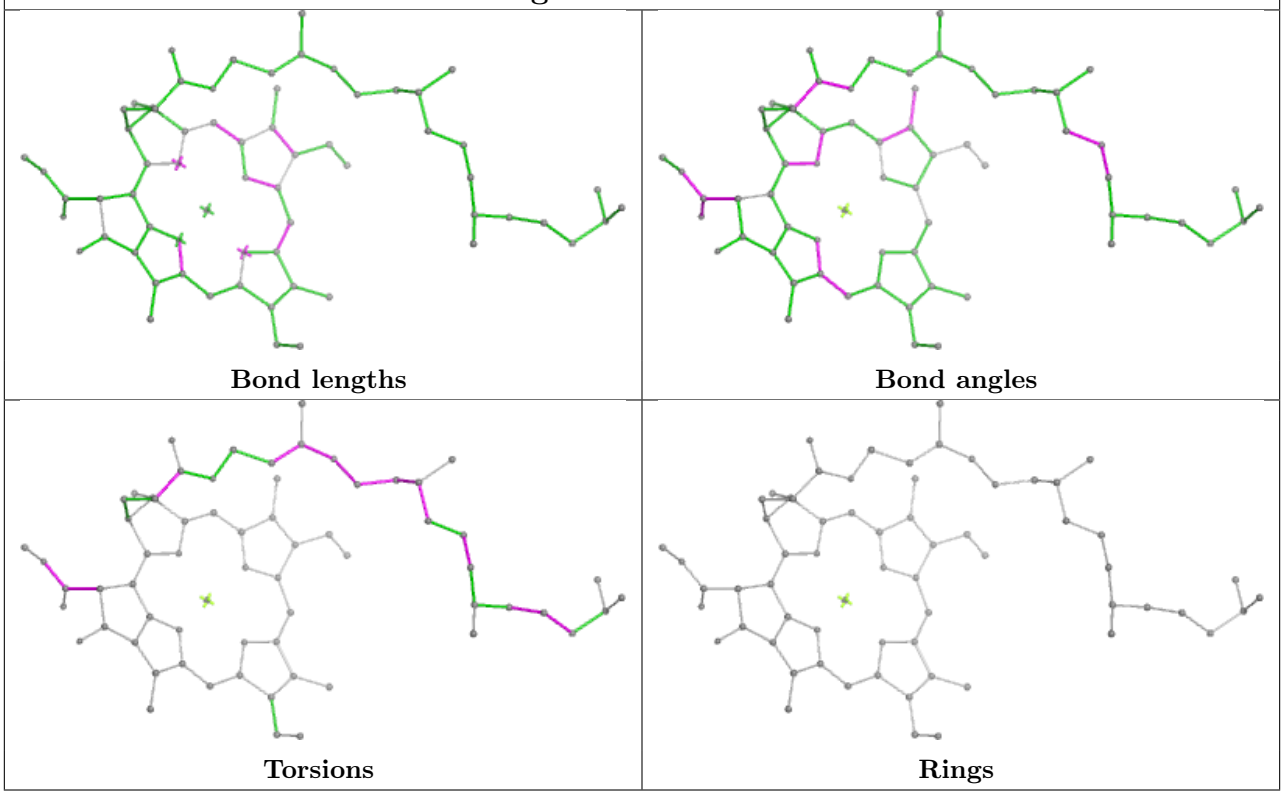

Ligand LHG 13 616

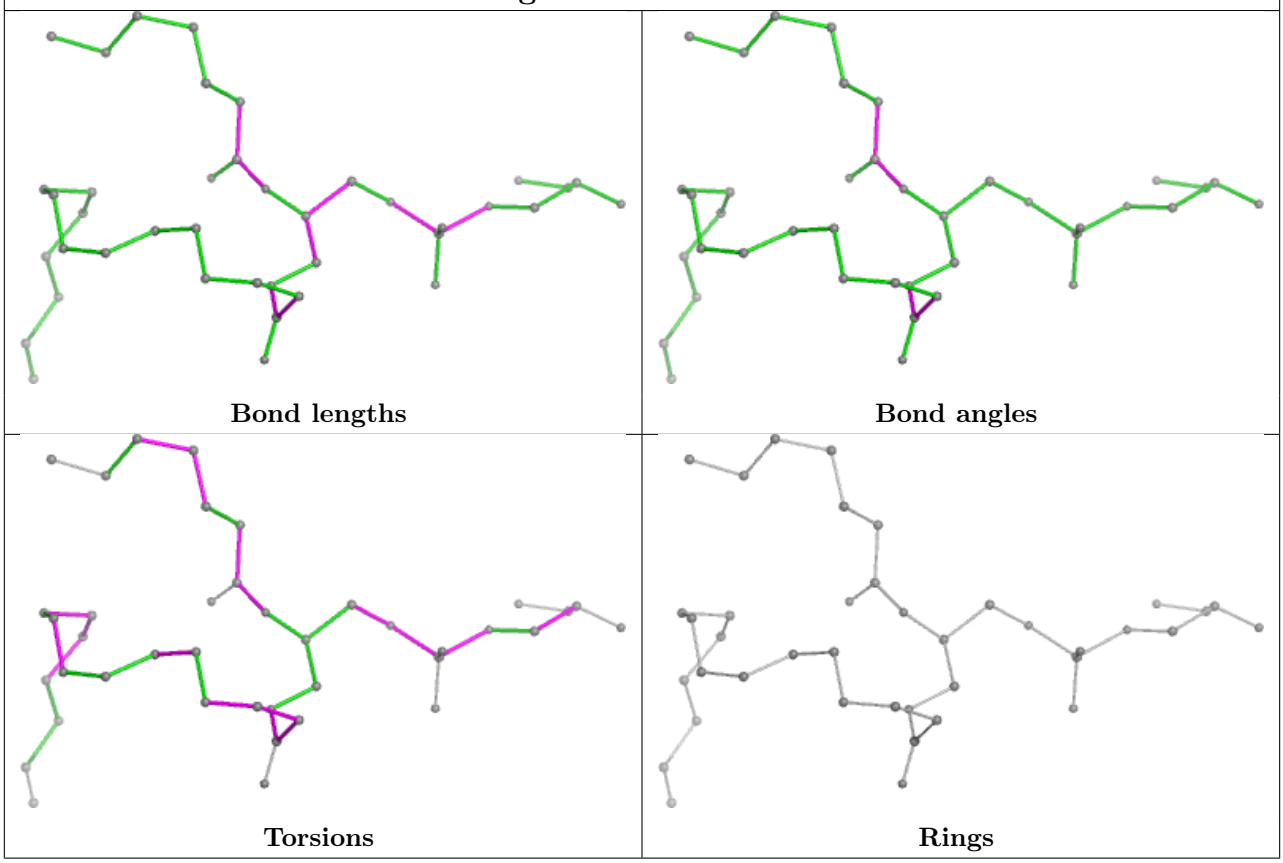

Ligand LNL x 201

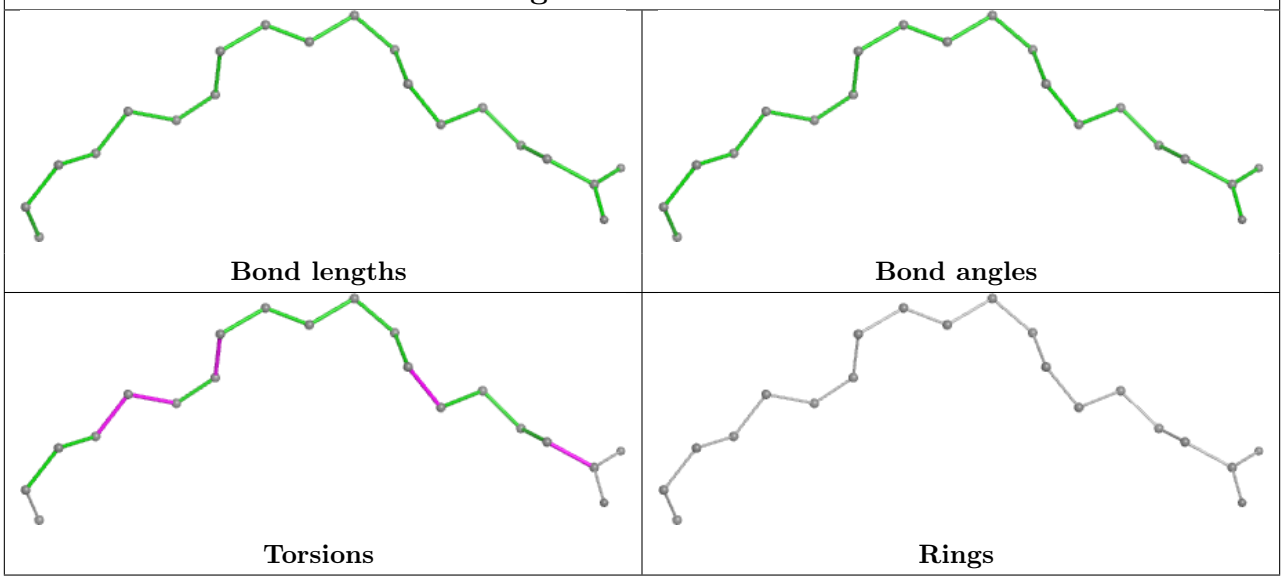

Ligand LHG R 619

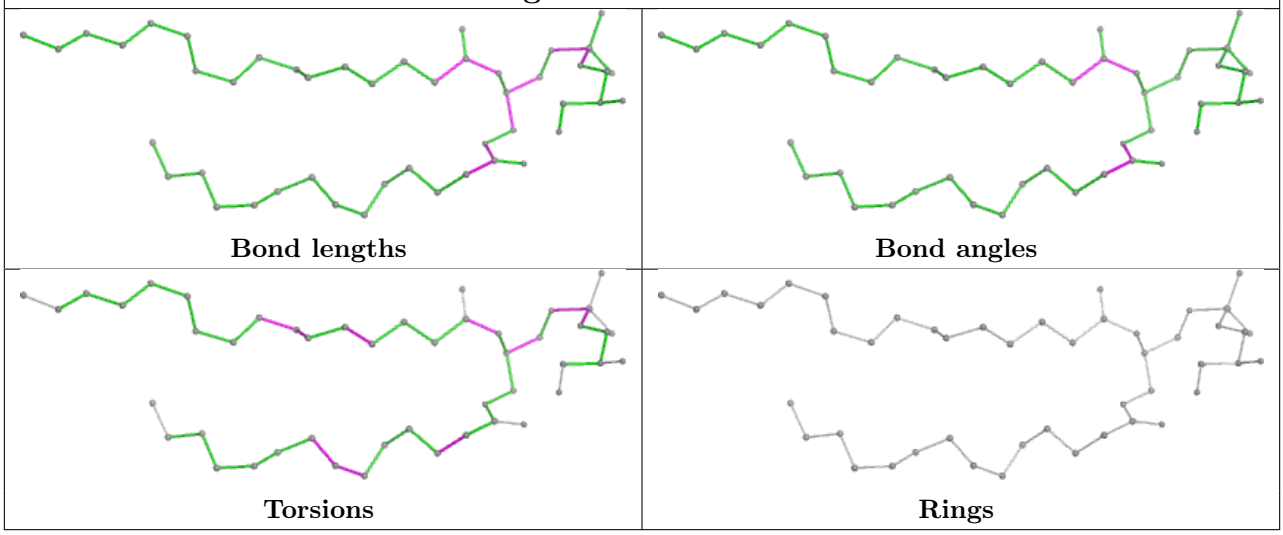

Ligand CHL Y 601

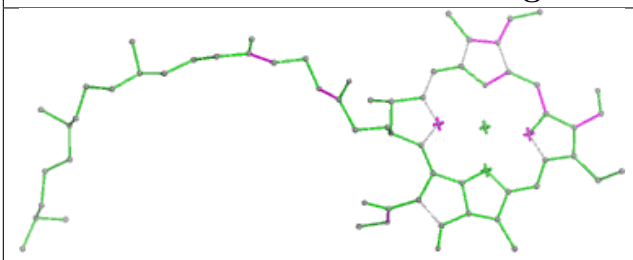

Bond lengths

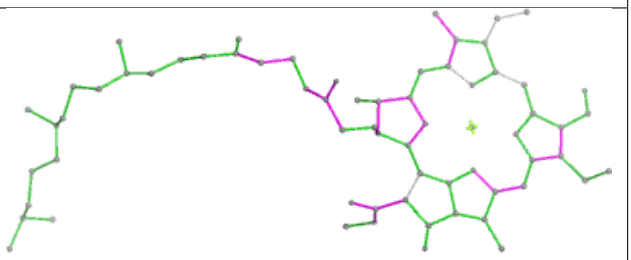

Bond angles

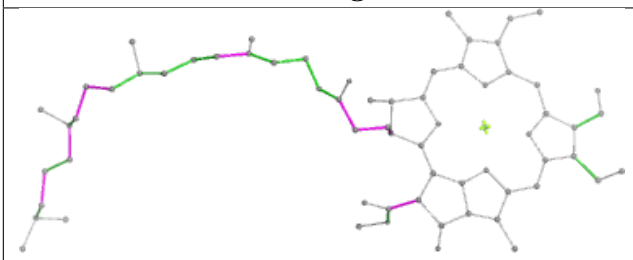

Torsions

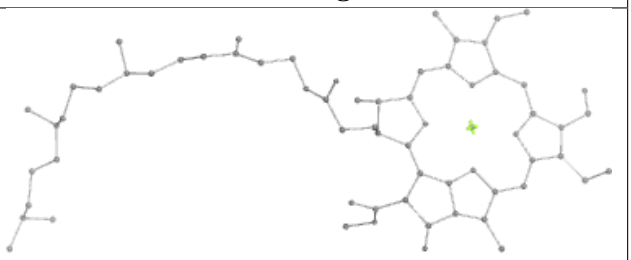

Rings

Ligand CLA C 512

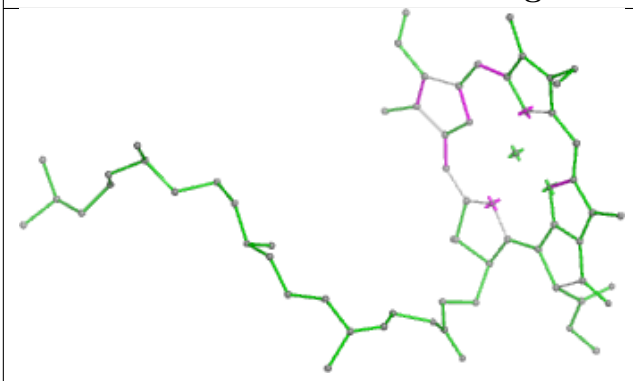

Bond lengths

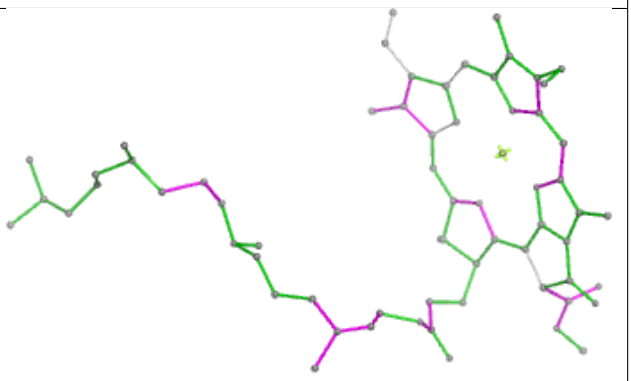

Bond angles

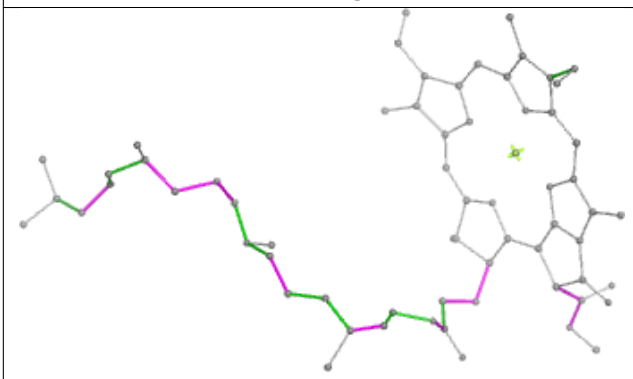

Torsions

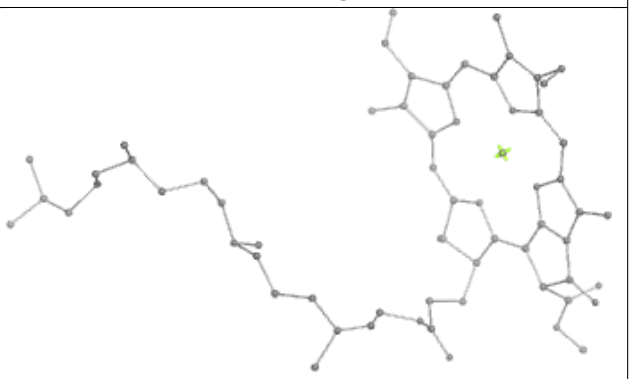

Rings

Ligand LUT 4 617	
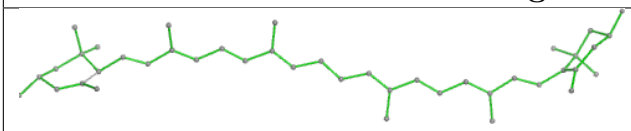 Bond lengths	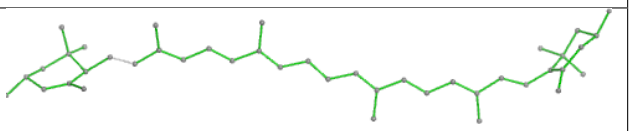 Bond angles
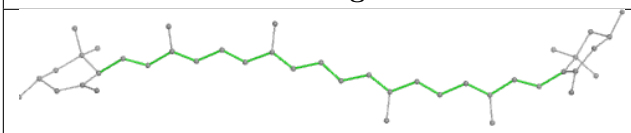 Torsions	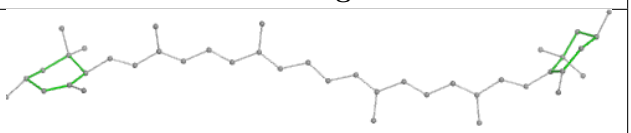 Rings

Ligand LUT s 618	
Bond lengths	Bond angles
 Torsions	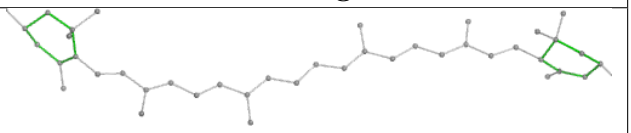 Rings

Ligand CLA 15 602

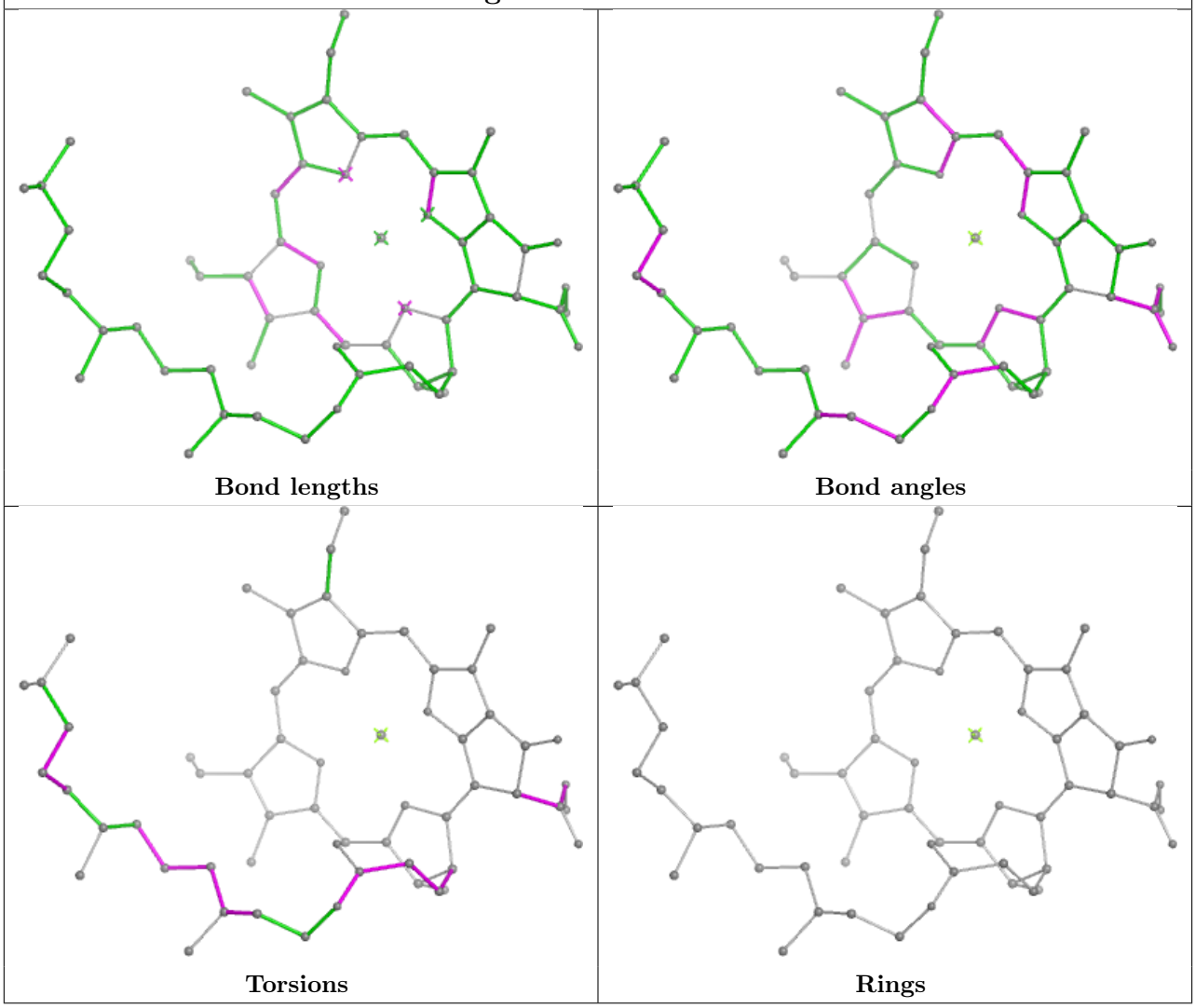

Ligand CLA Y 604

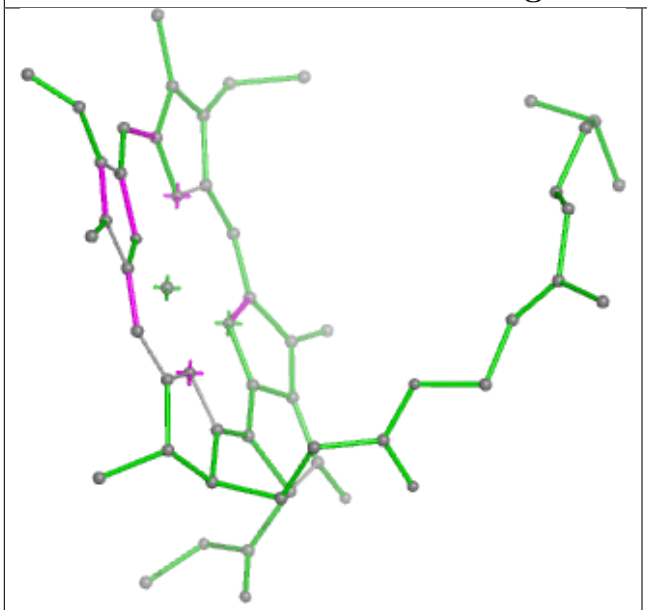

Bond lengths

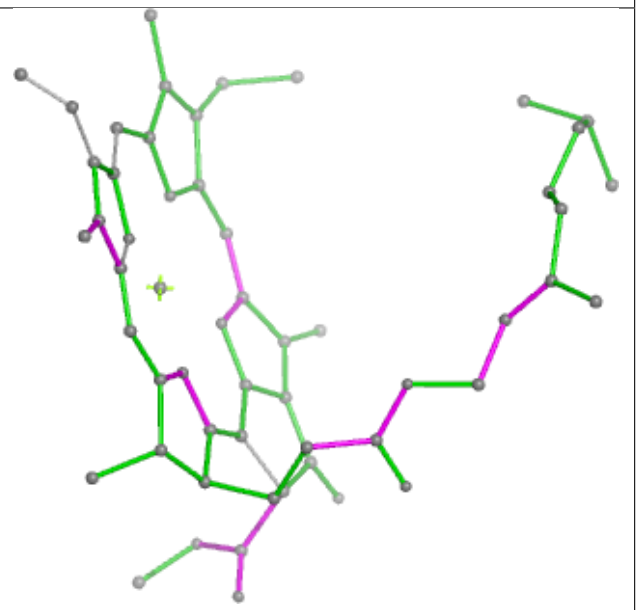

Bond angles

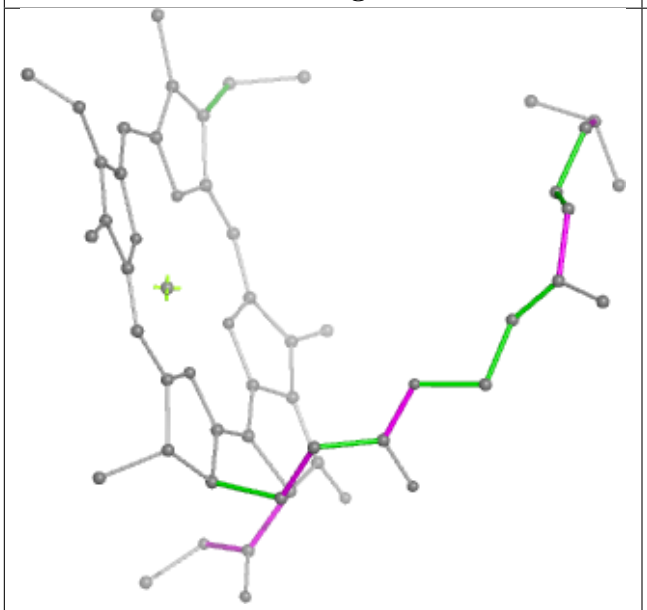

Torsions

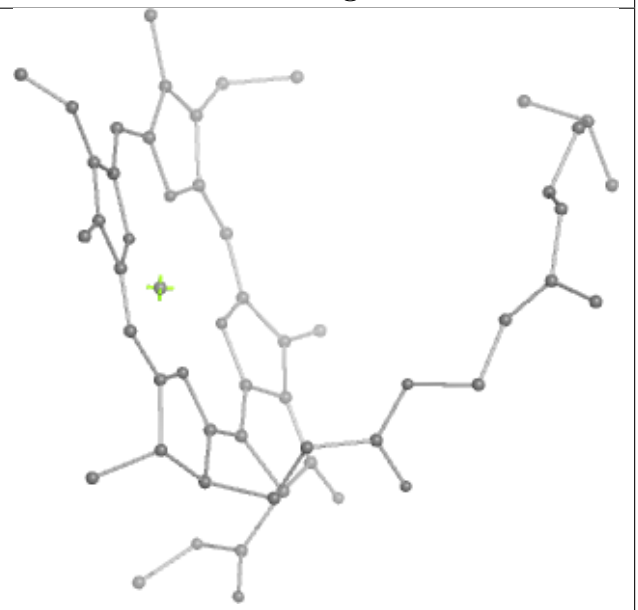

Rings

Ligand CLA 16 603

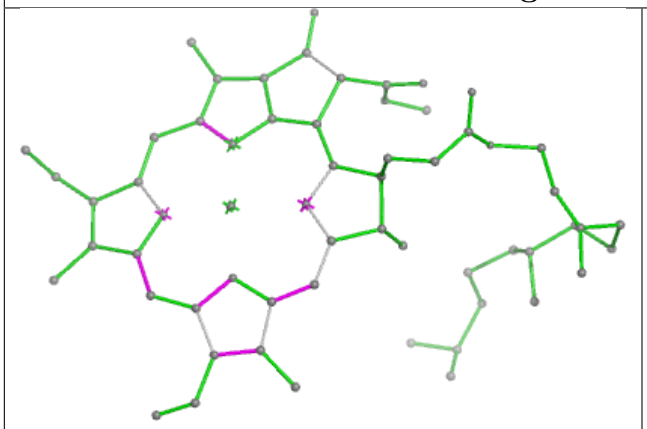

Bond lengths

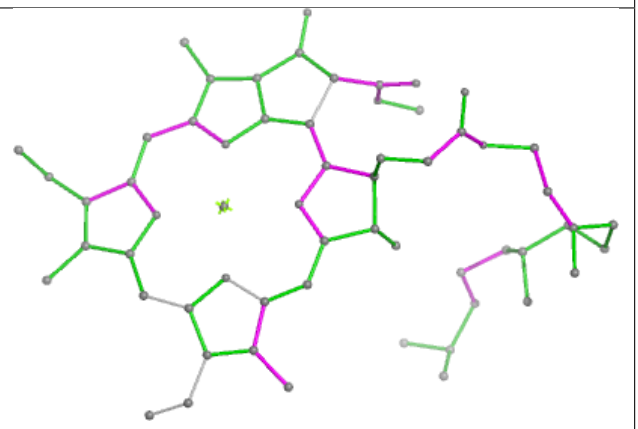

Bond angles

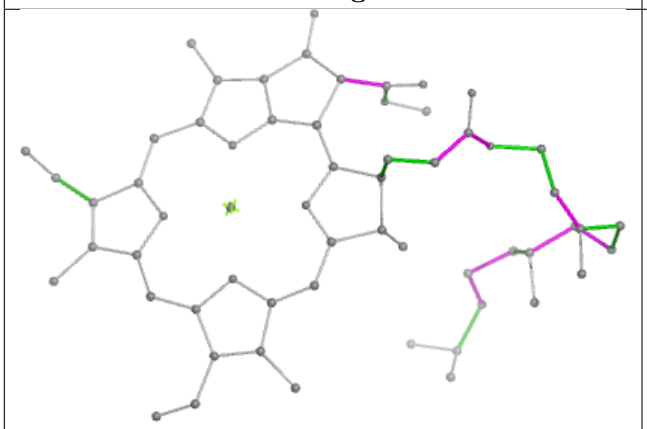

Torsions

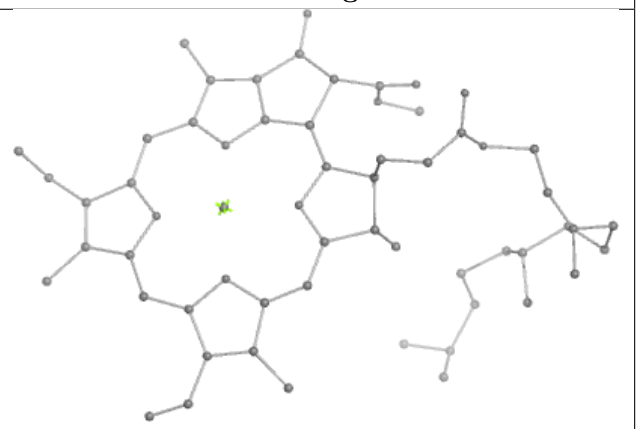

Rings

Ligand LHG 3 617

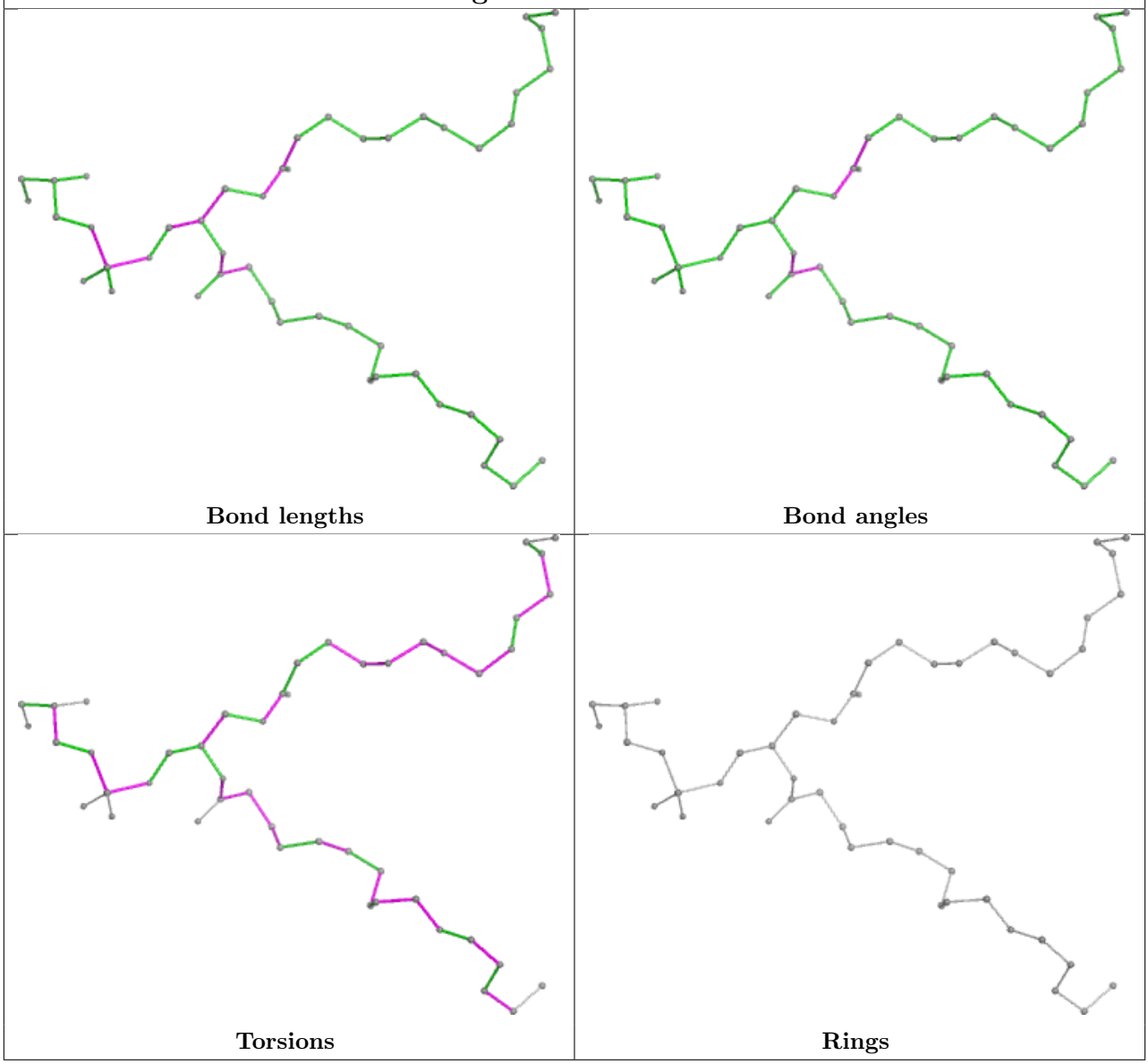

Ligand CHL R 607

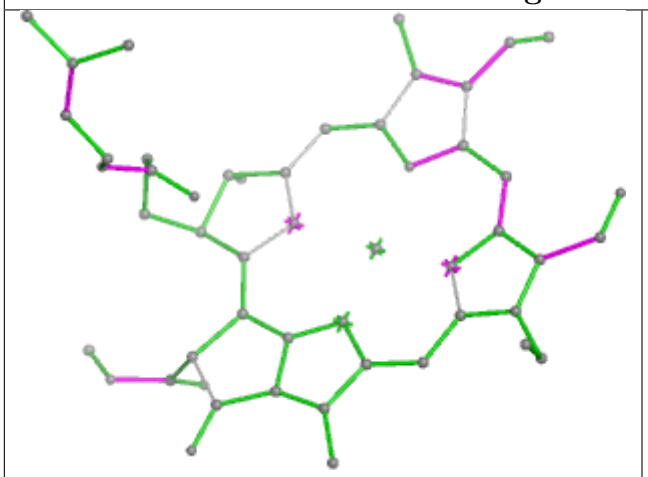

Bond lengths

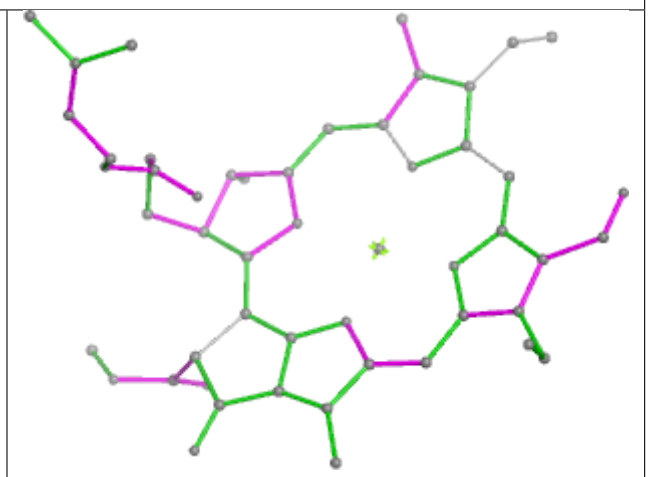

Bond angles

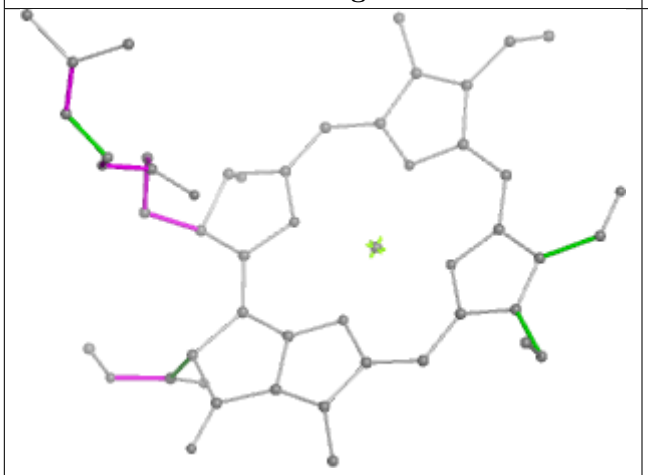

Torsions

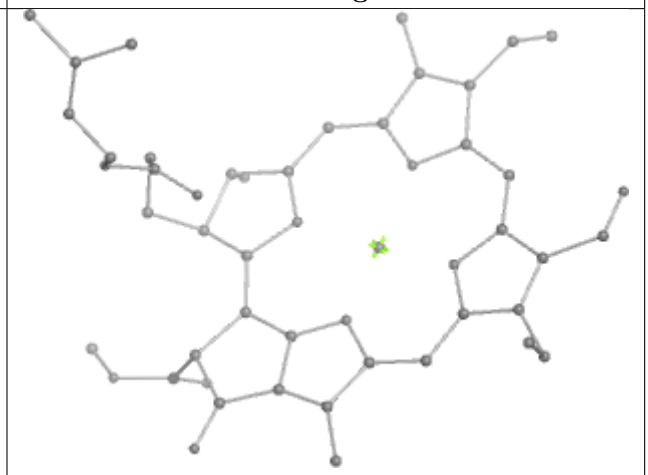

Rings

Ligand CLA 4 614

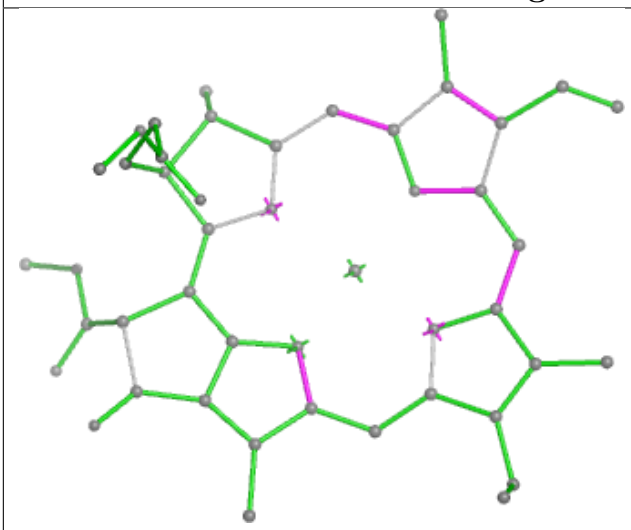

Bond lengths

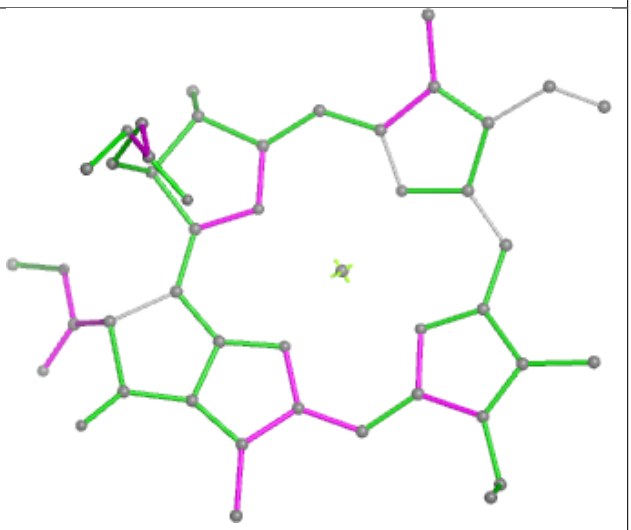

Bond angles

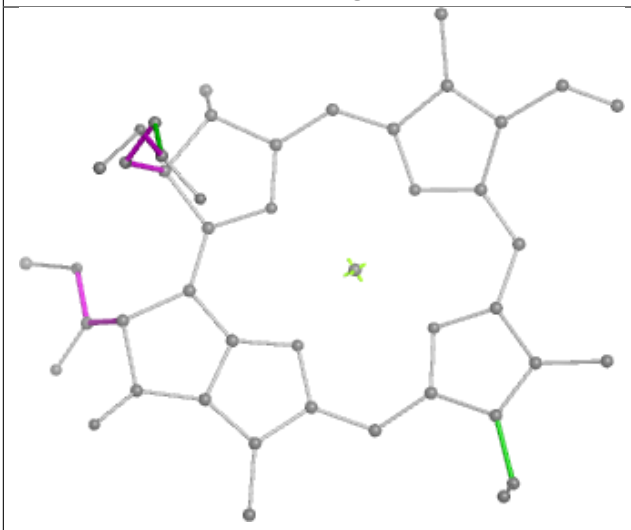

Torsions

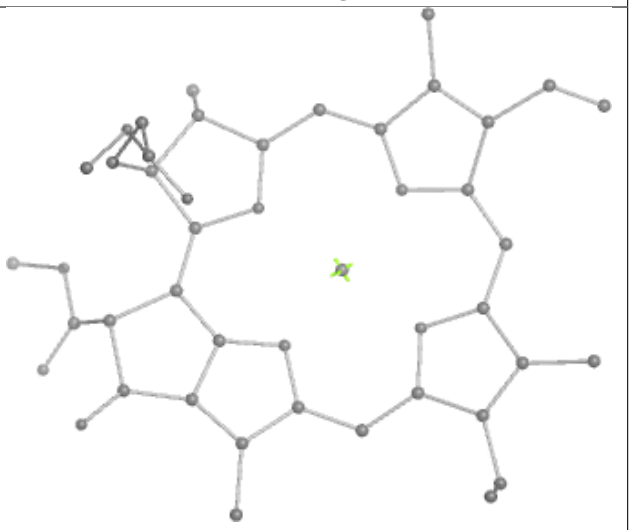

Rings

Ligand CLA g 603

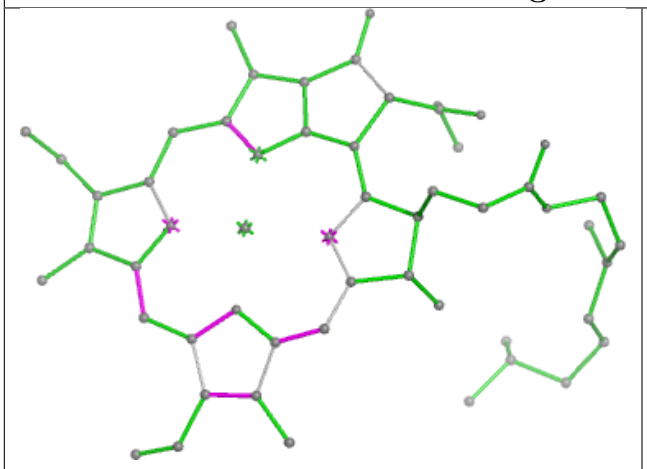

Bond lengths

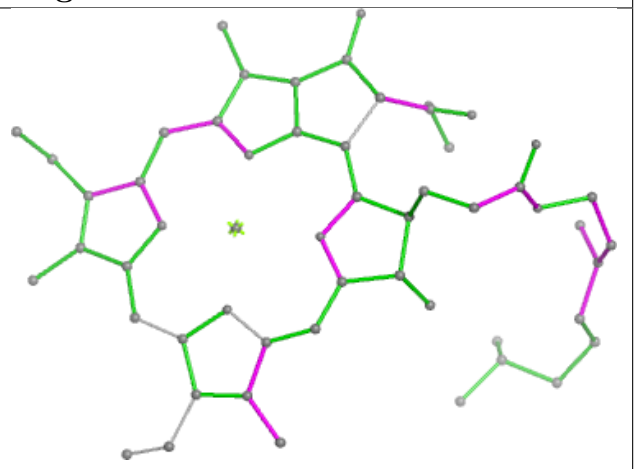

Bond angles

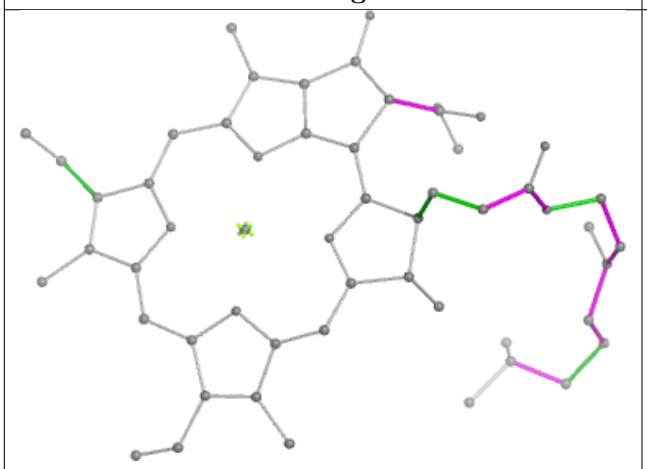

Torsions

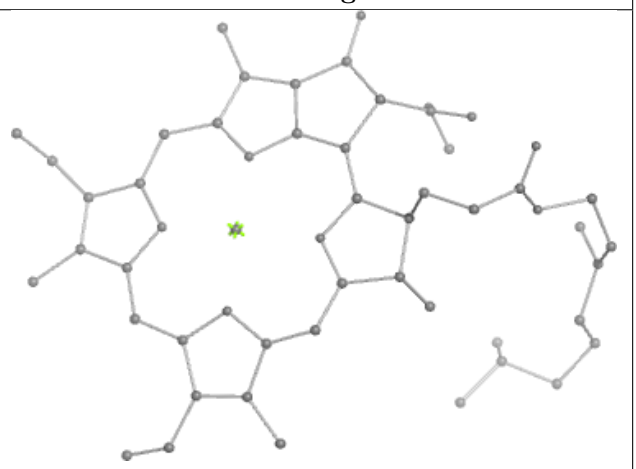

Rings

Ligand LMG C 520

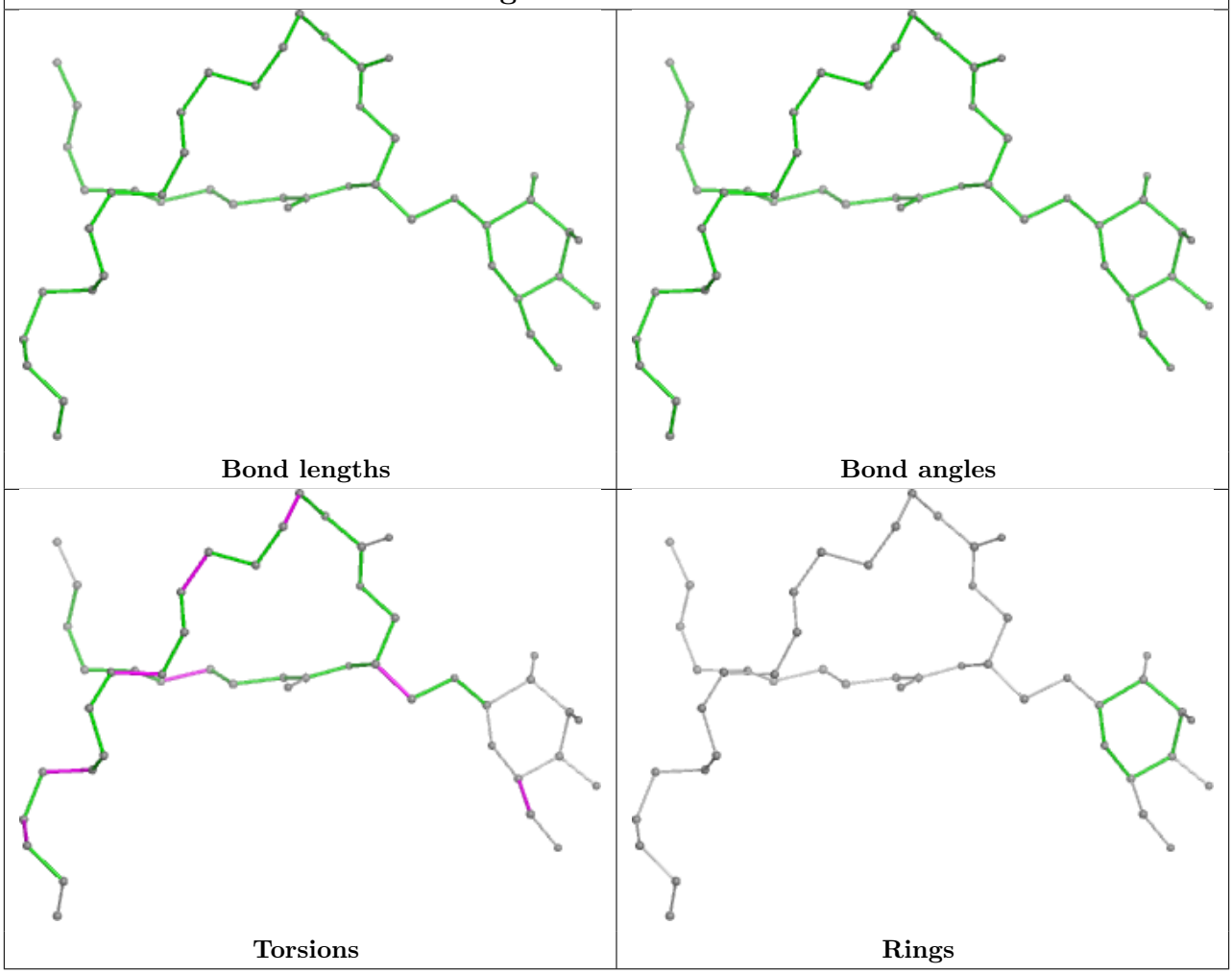

Ligand CHL 1 601

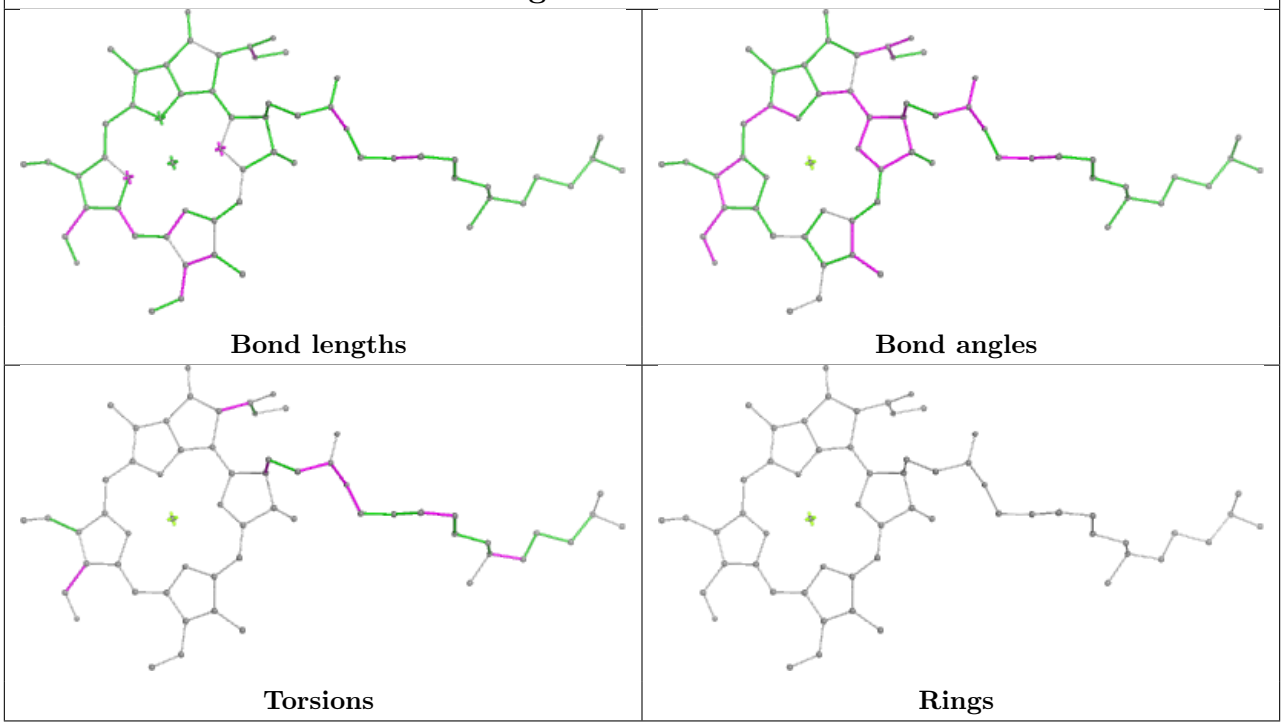

Ligand CHL 1 608

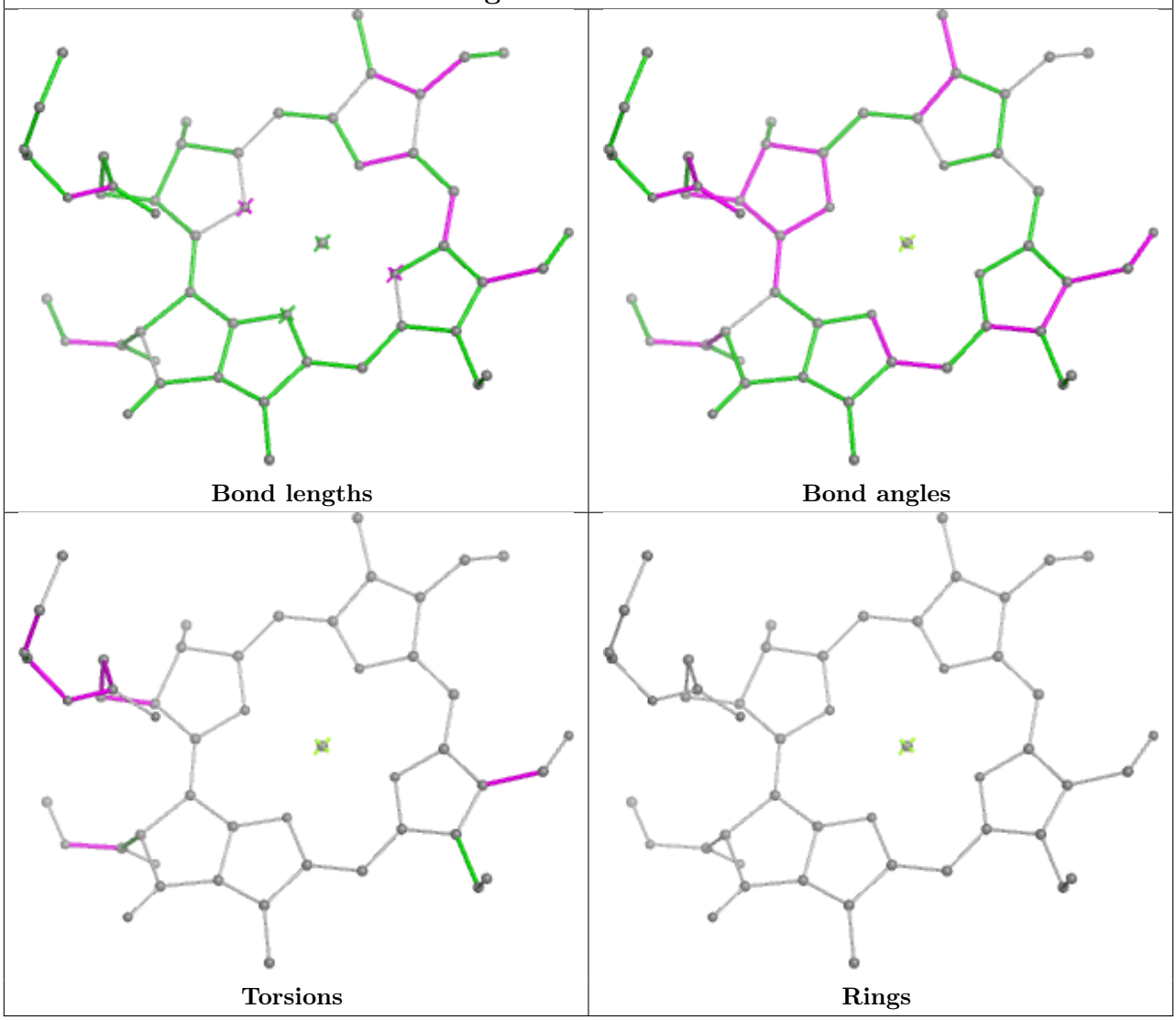

Ligand LMG D 414

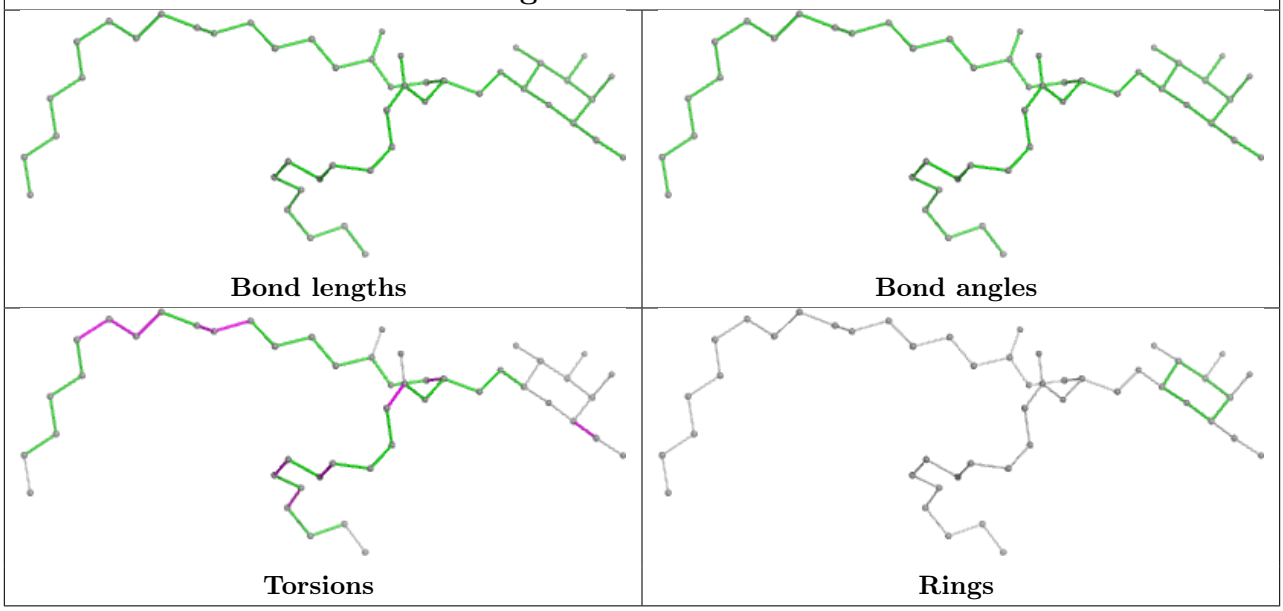

Ligand CLA 16 602

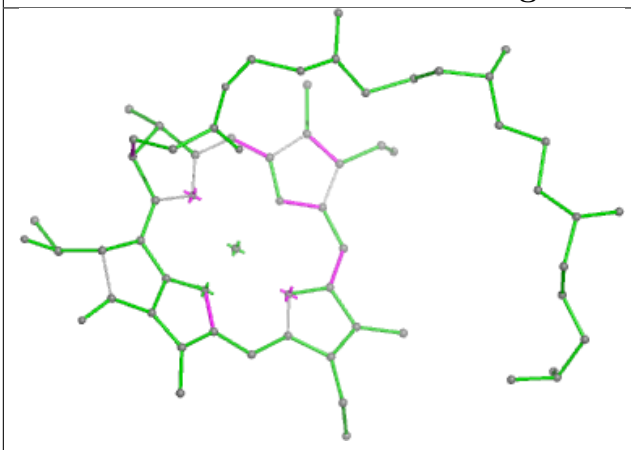

Bond lengths

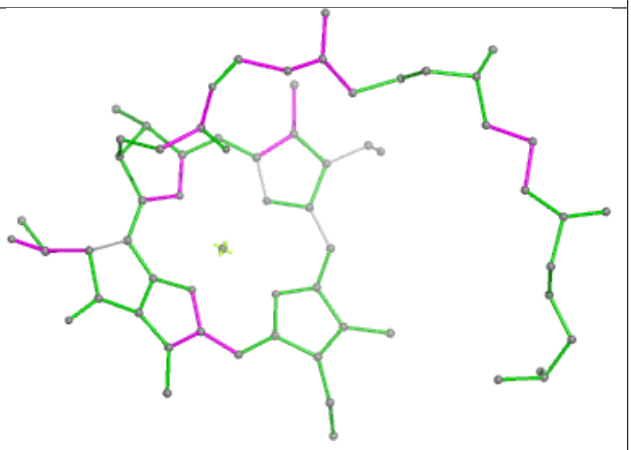

Bond angles

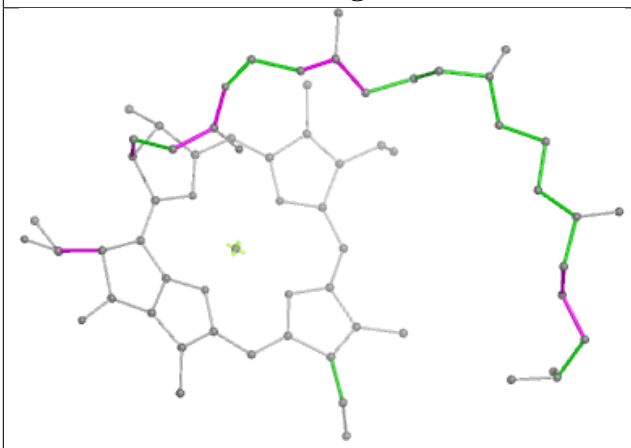

Torsions

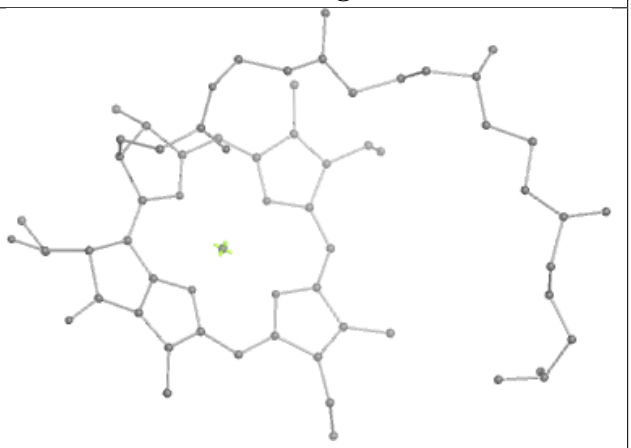

Rings

Ligand CLA B 616

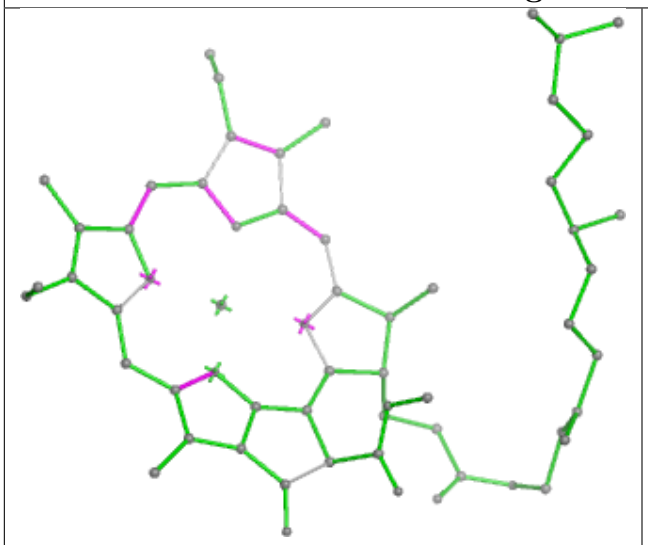

Bond lengths

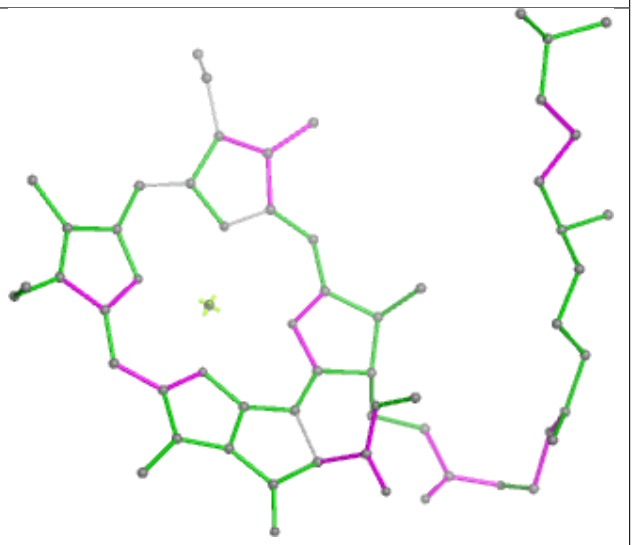

Bond angles

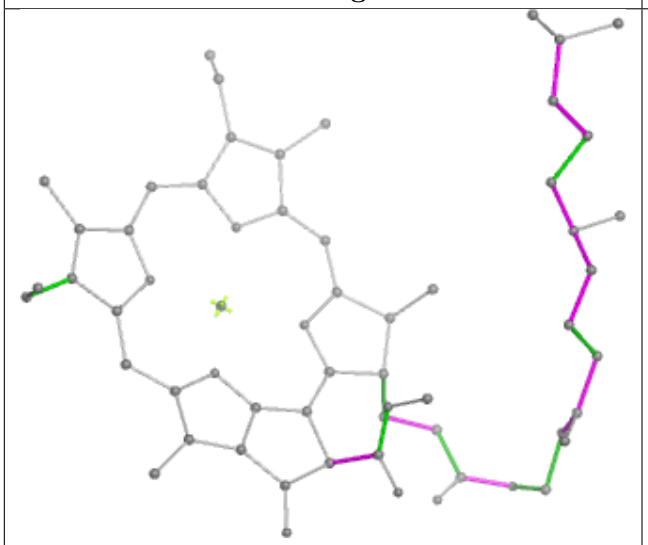

Torsions

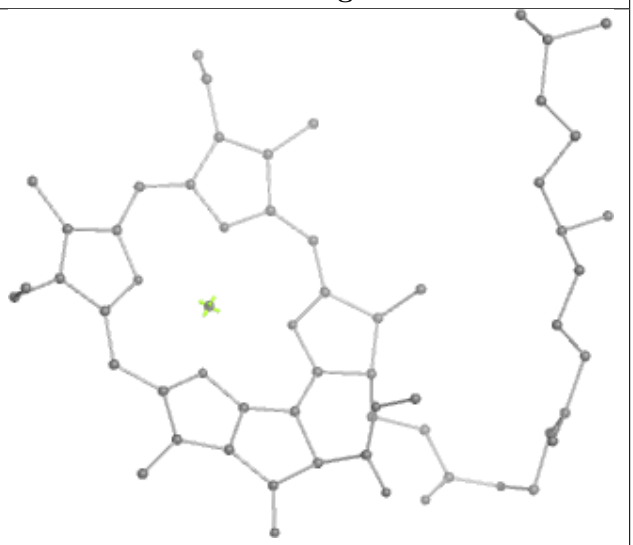

Rings

Ligand CHL r 607

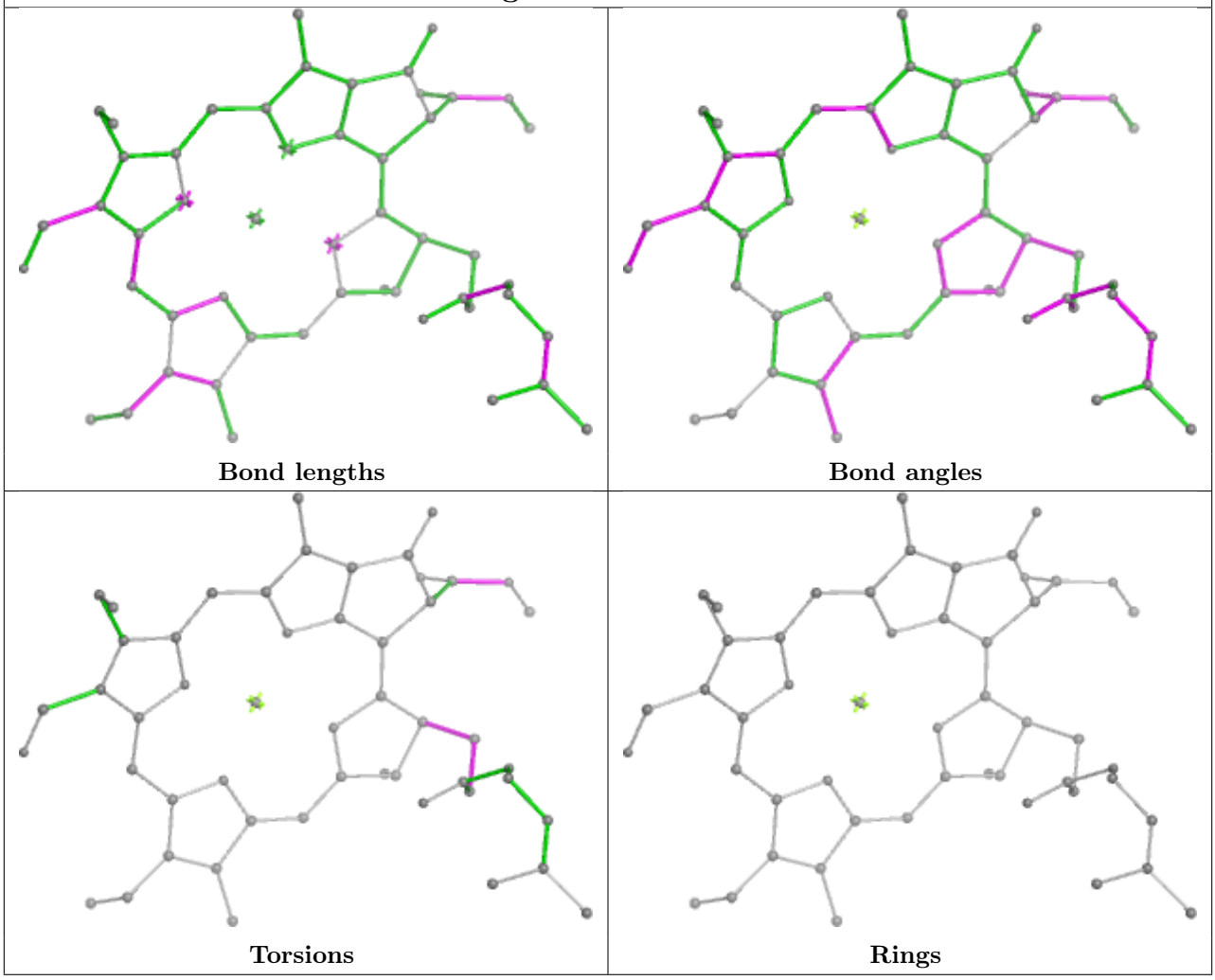

Ligand NEX y 624

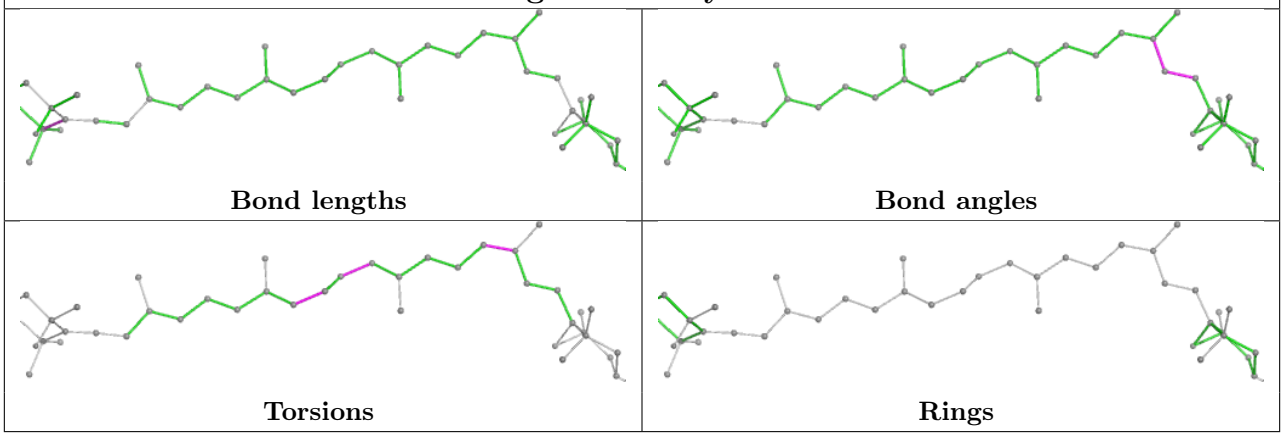

Ligand BCR B 617

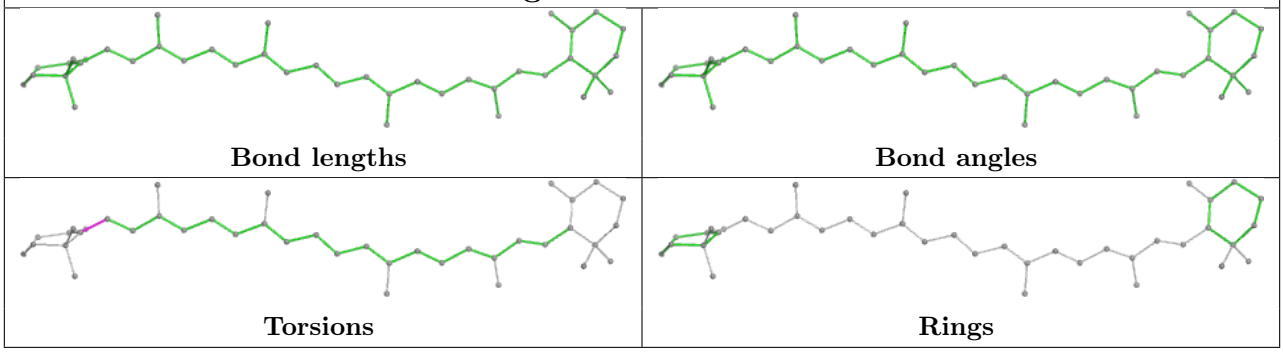

Ligand LUT 16 618

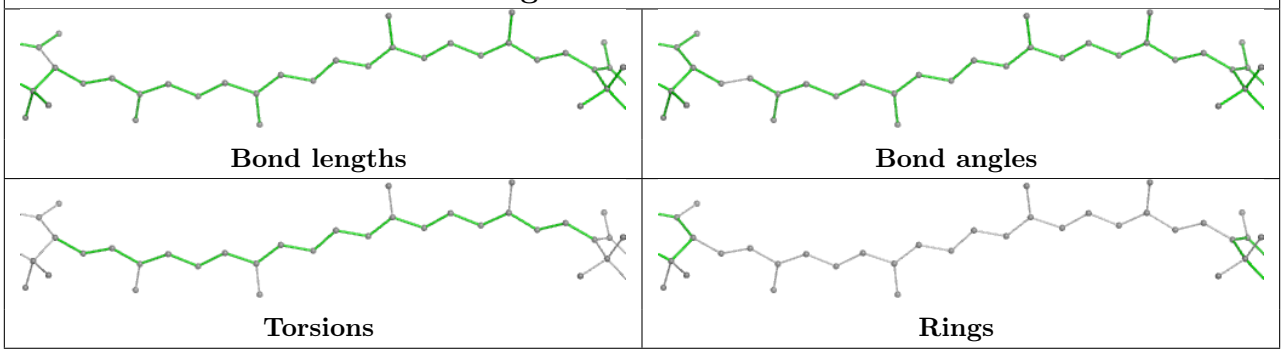

Ligand LMG J 102

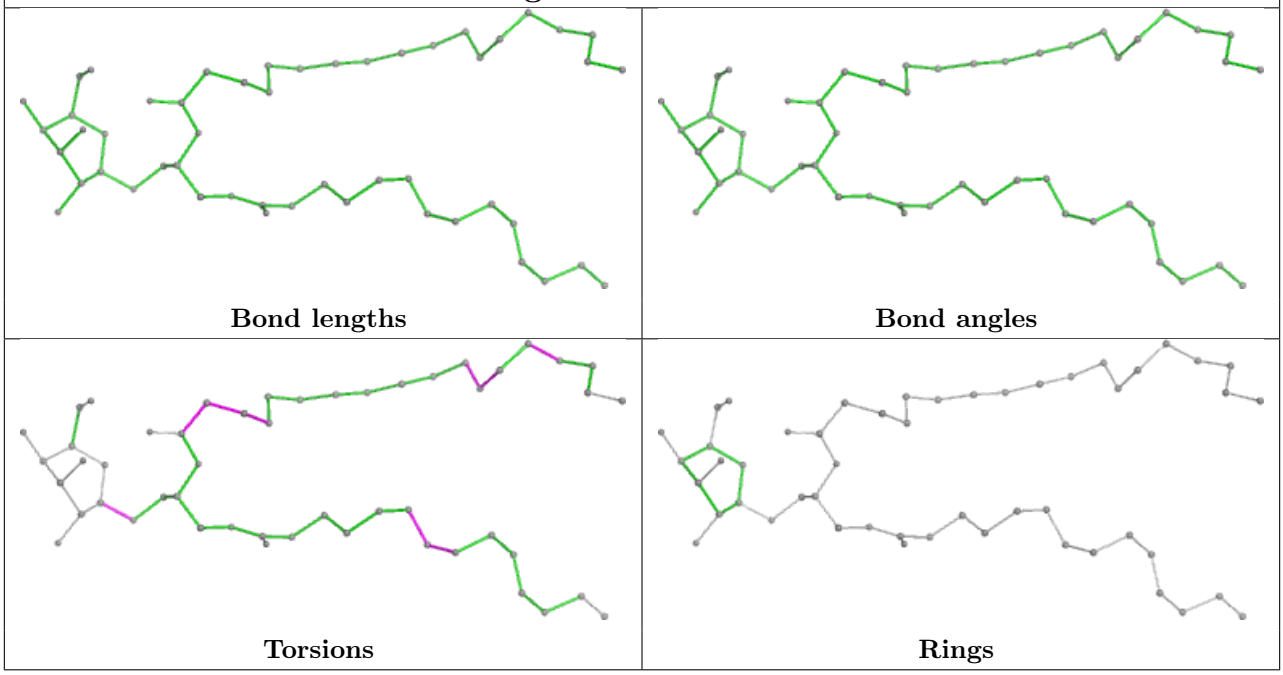

Ligand CLA Y 613

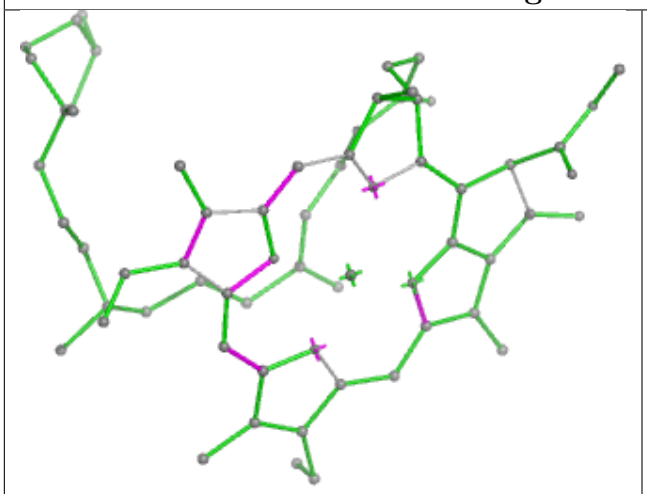

Bond lengths

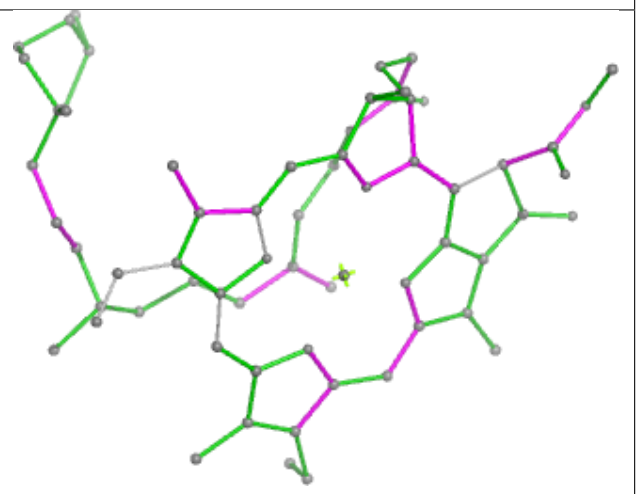

Bond angles

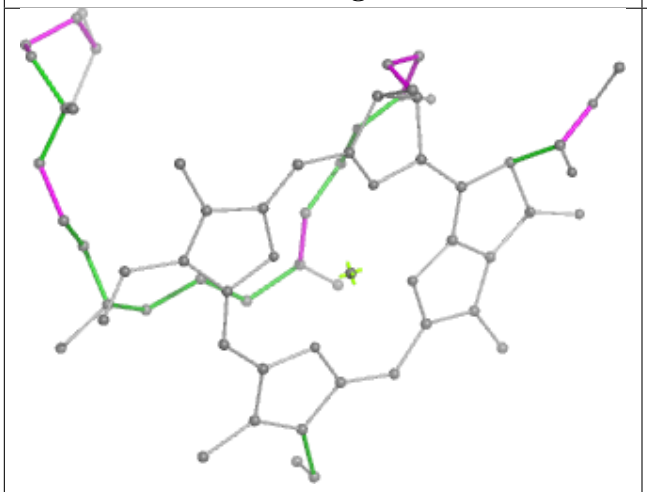

Torsions

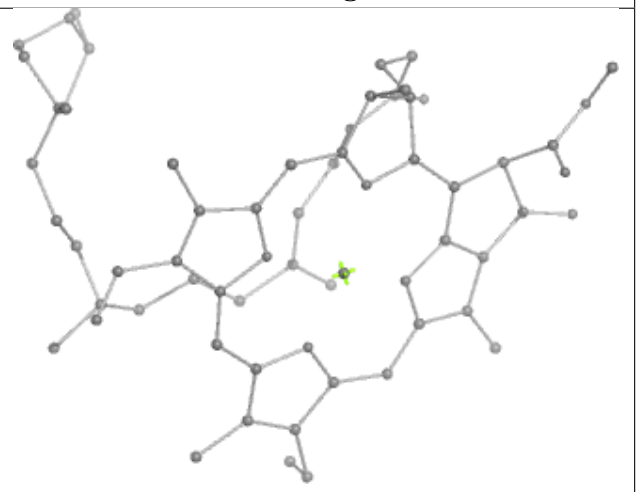

Rings

Ligand CLA 3 603

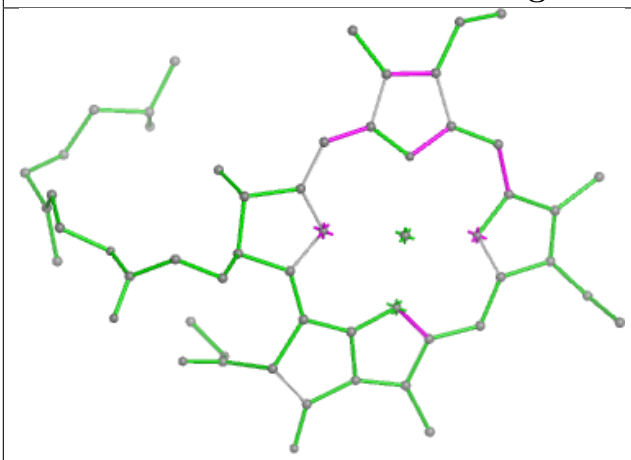

Bond lengths

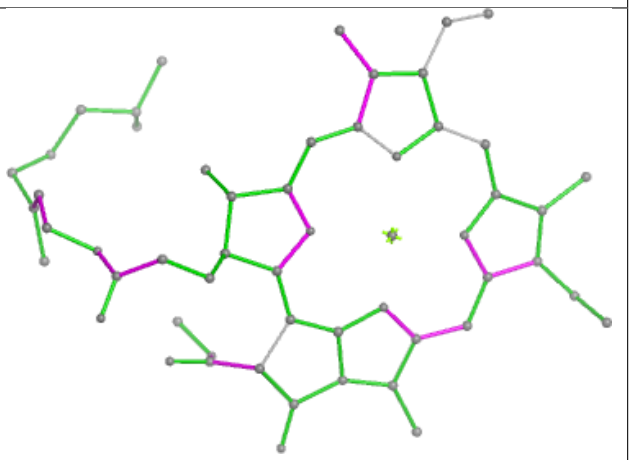

Bond angles

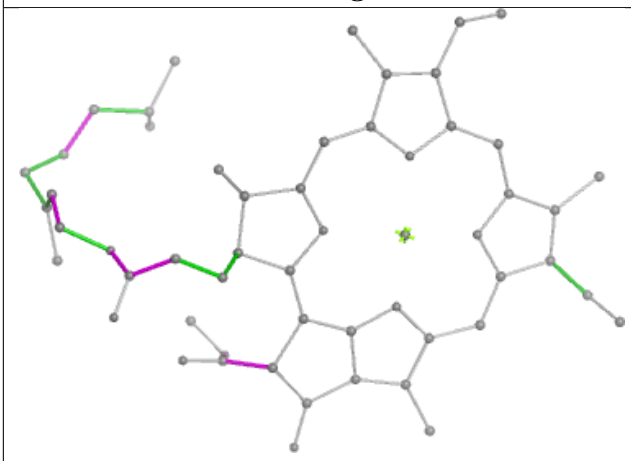

Torsions

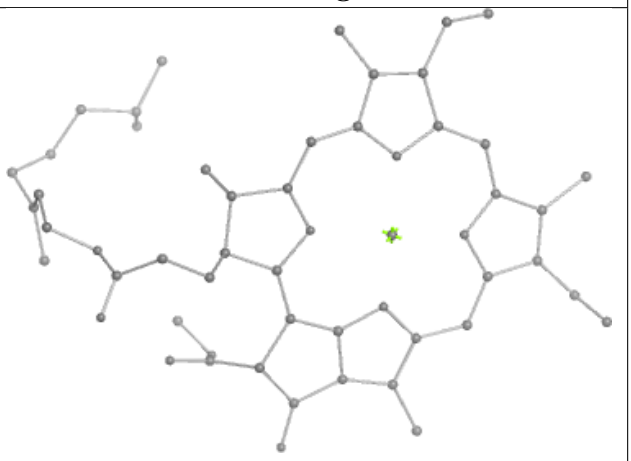

Rings

Ligand SQD a 409

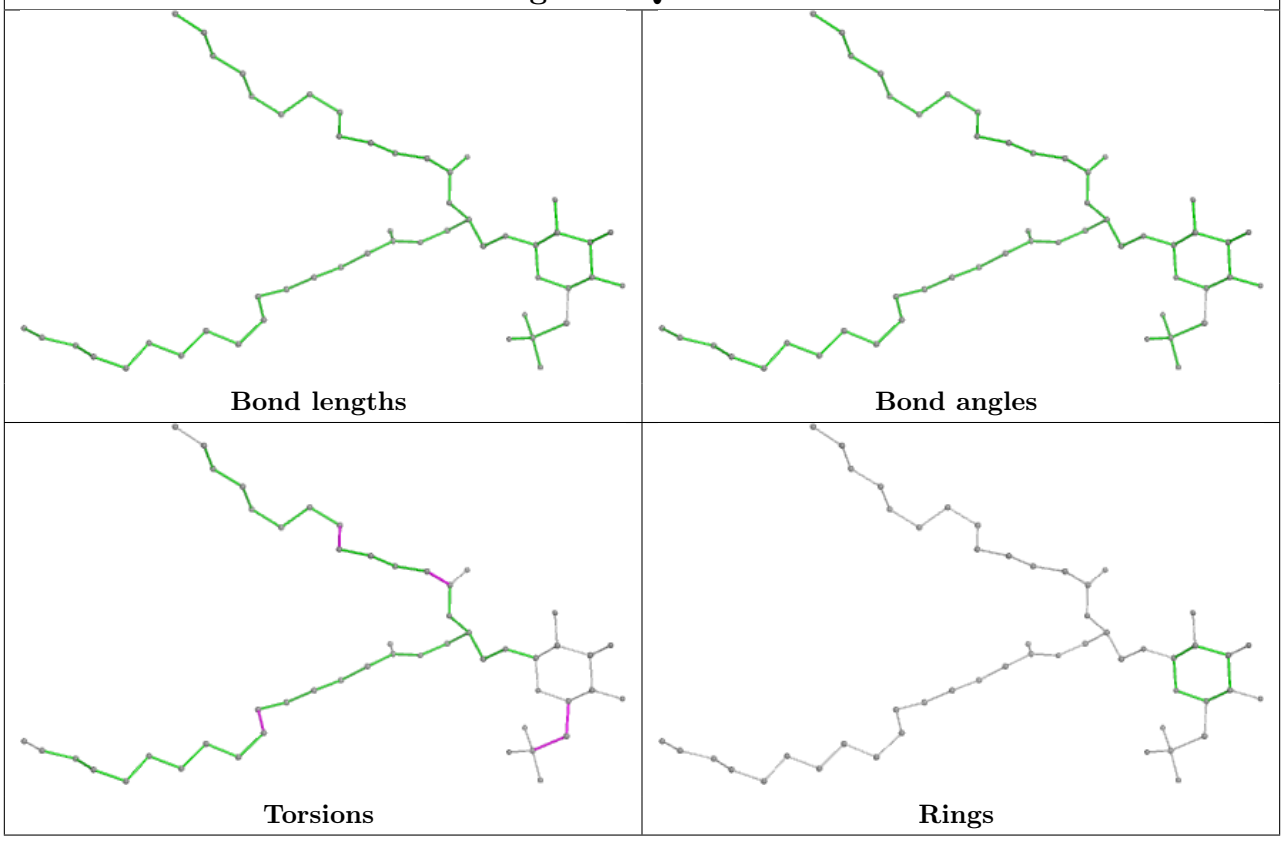

Ligand CLA 5 612

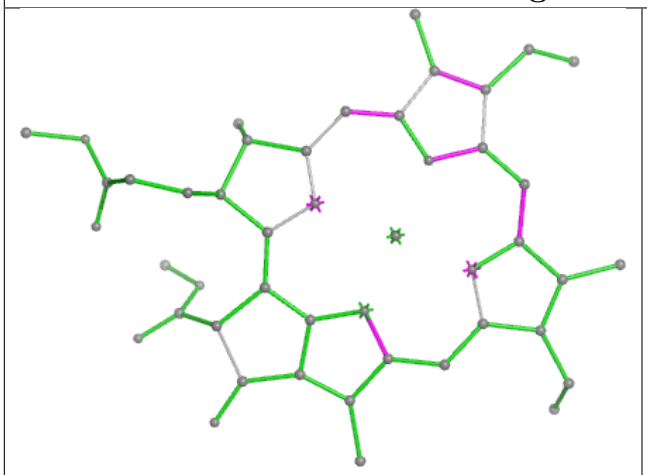

Bond lengths

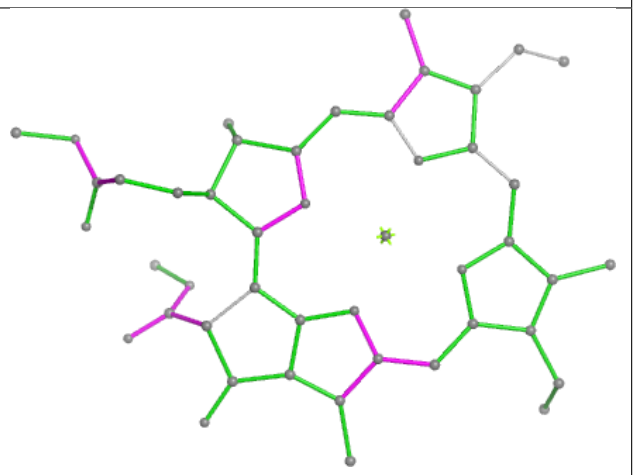

Bond angles

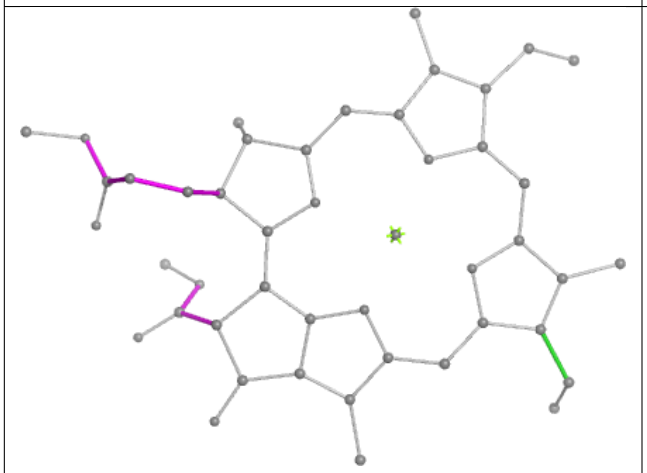

Torsions

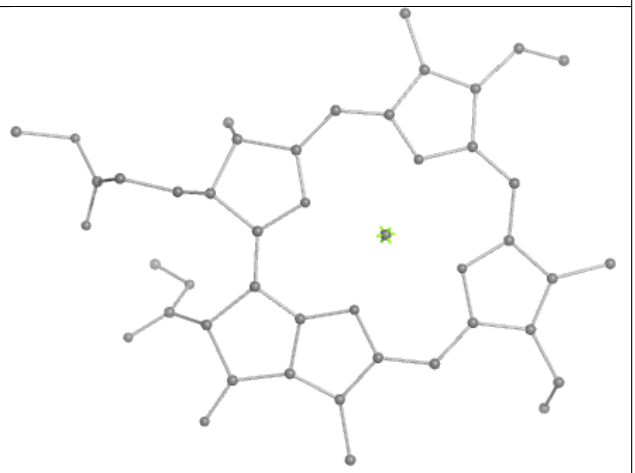

Rings

Ligand CLA r 608

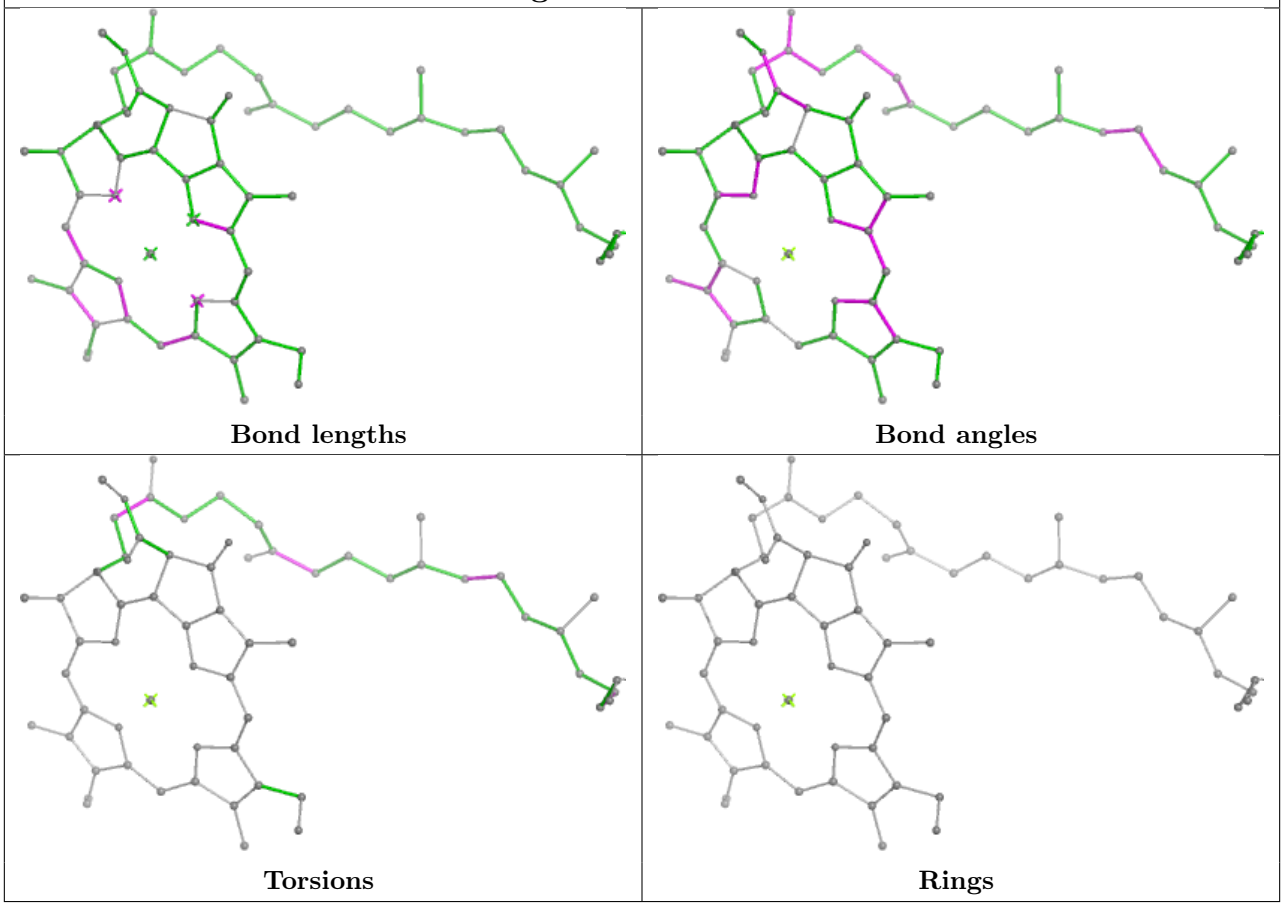

Ligand DGD c 519



Ligand CLA 11 602

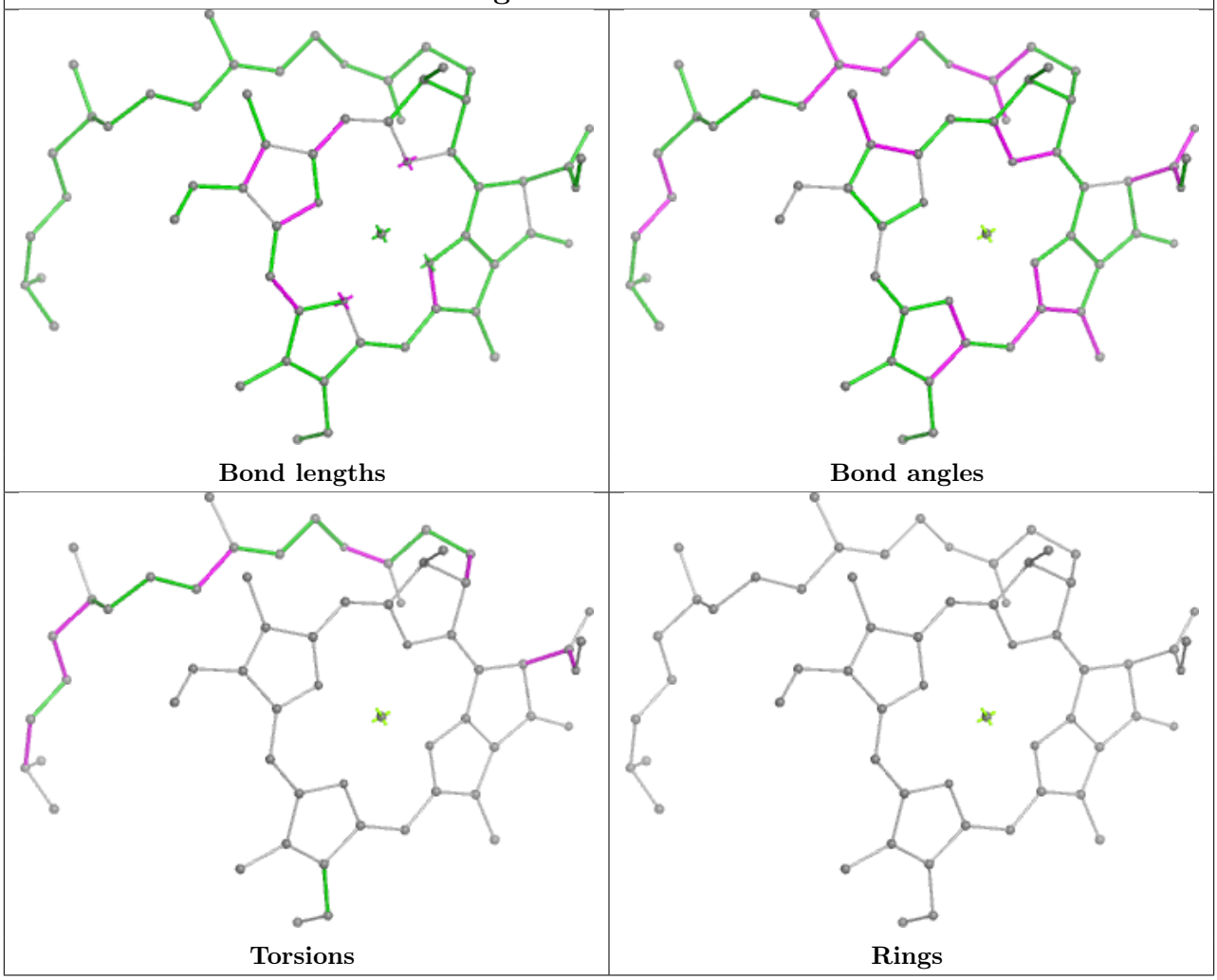

Ligand CLA 13 610

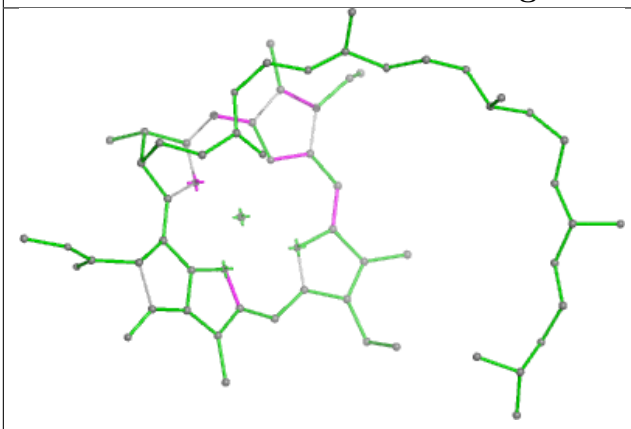

Bond lengths

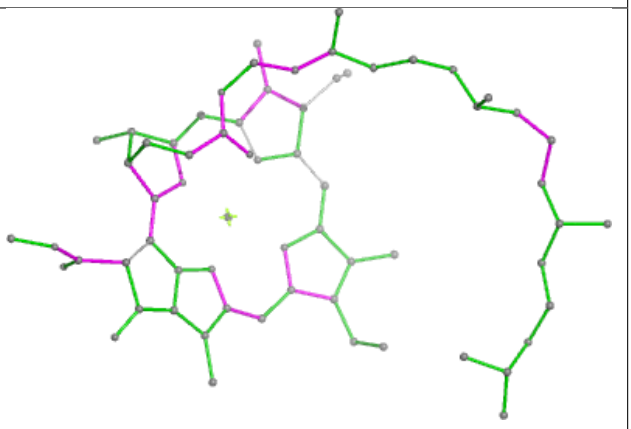

Bond angles

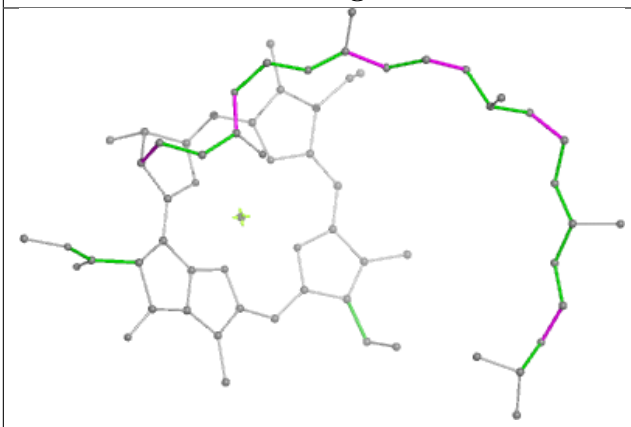

Torsions

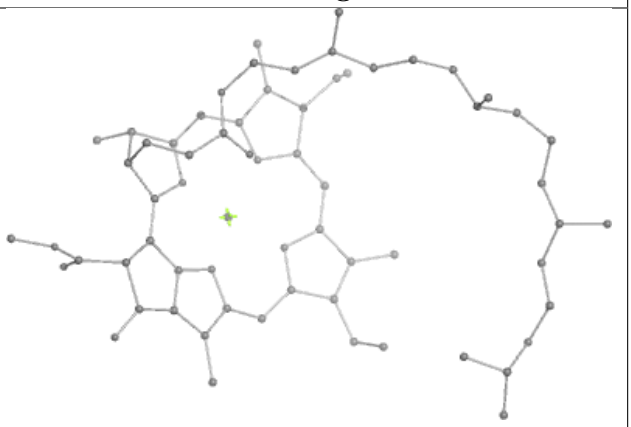

Rings

Ligand CHL 13 606

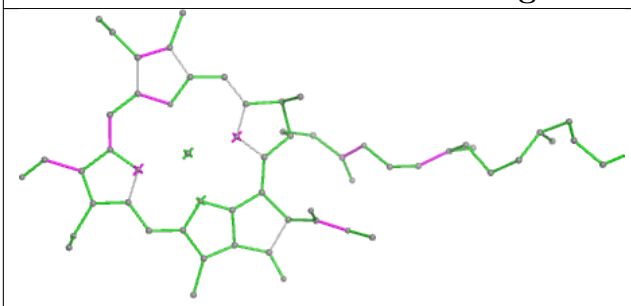

Bond lengths

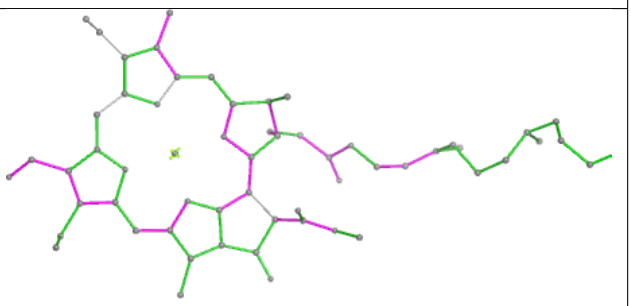

Bond angles

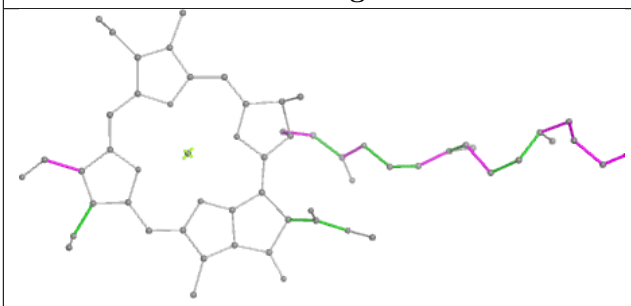

Torsions

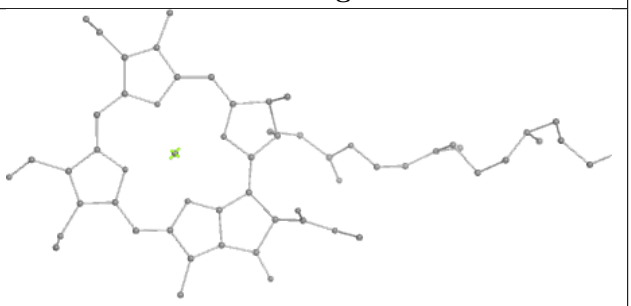

Rings

Ligand BCR B 619

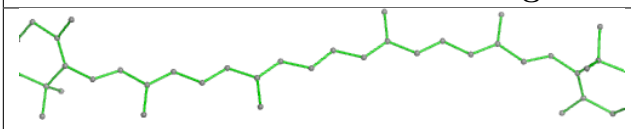

Bond lengths

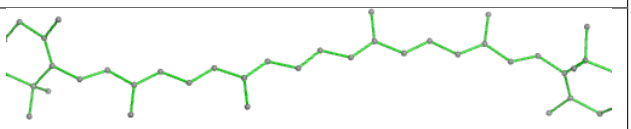

Bond angles

Torsions



Rings

Ligand CLA 1 610

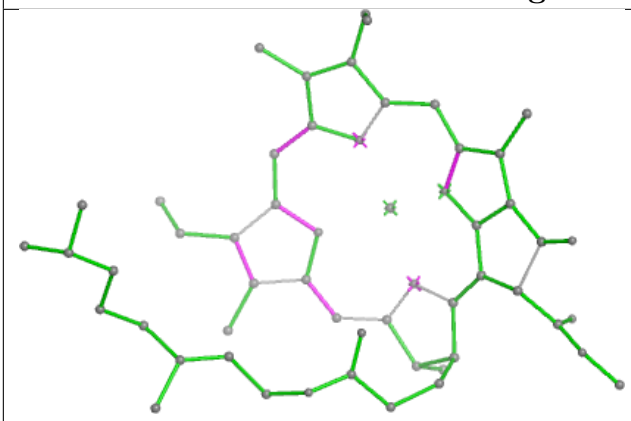

Bond lengths

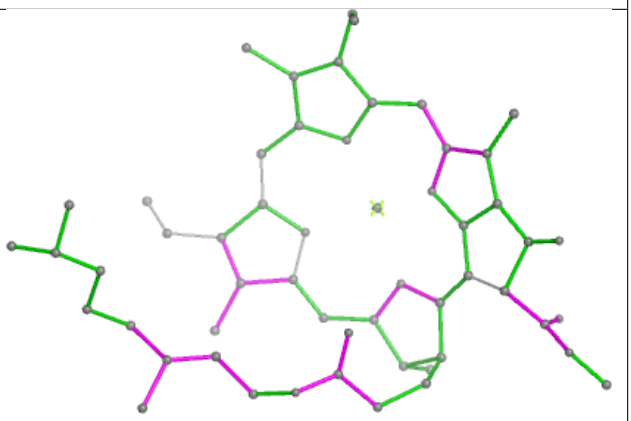

Bond angles

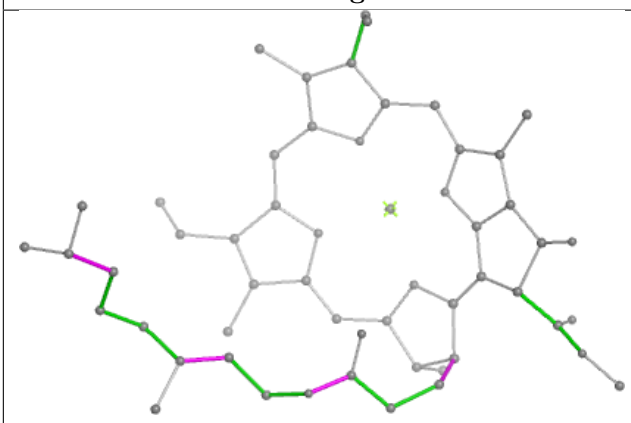

Torsions

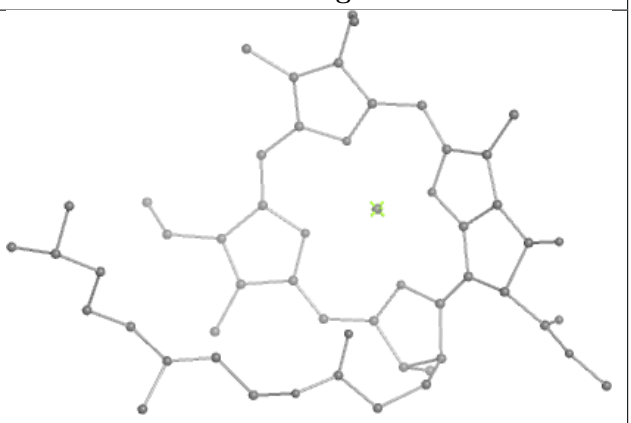

Rings

Ligand CLA R 609

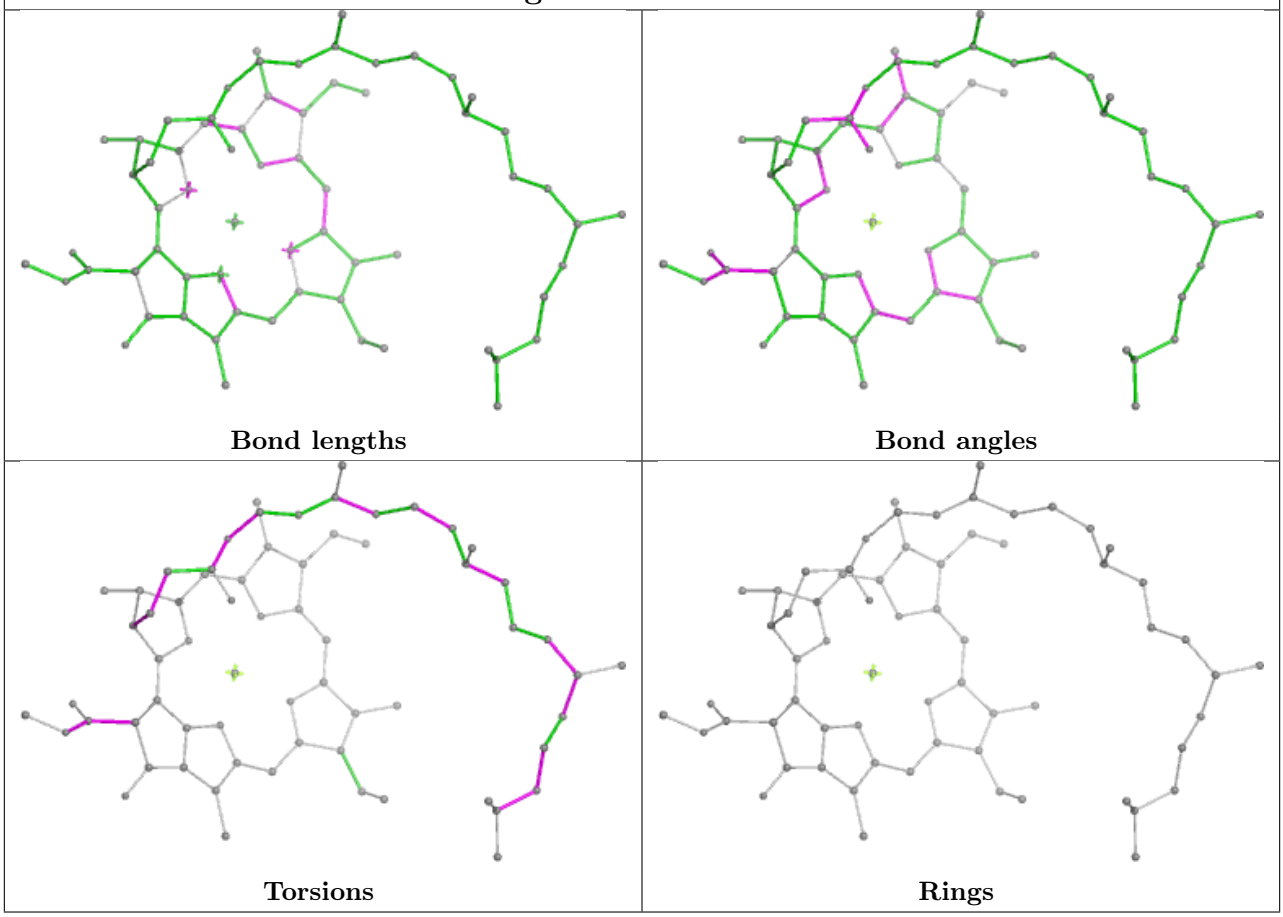

Ligand CLA a 403

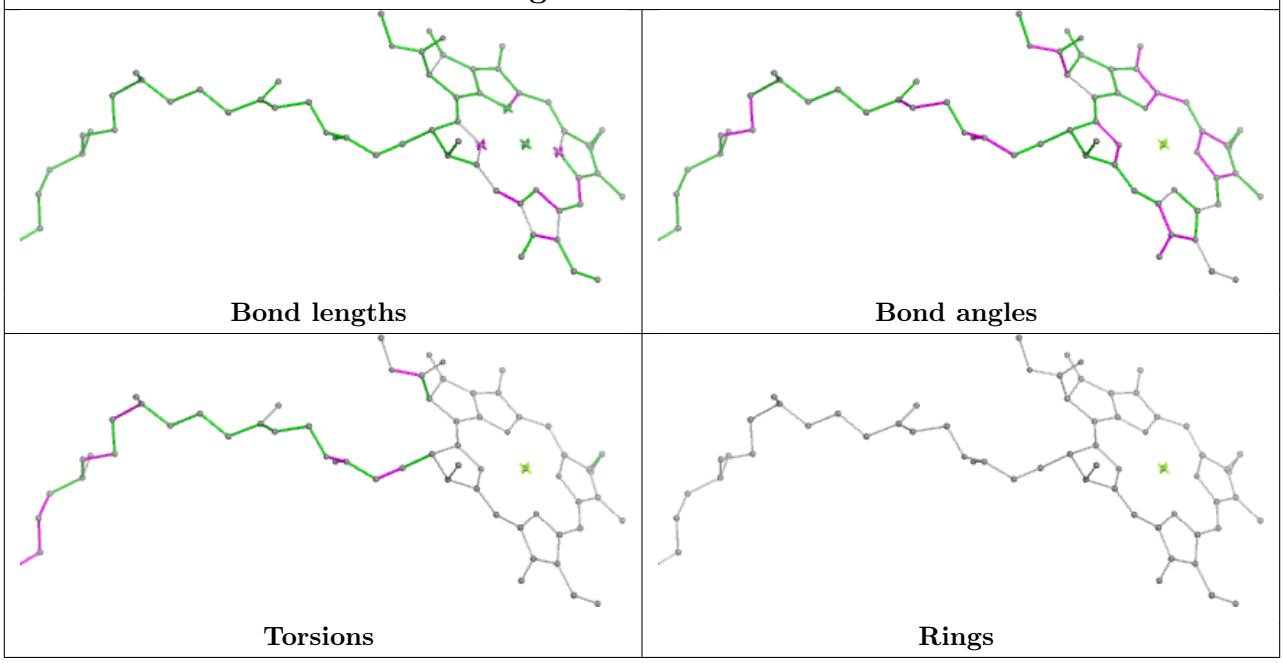

Ligand LHG r 619

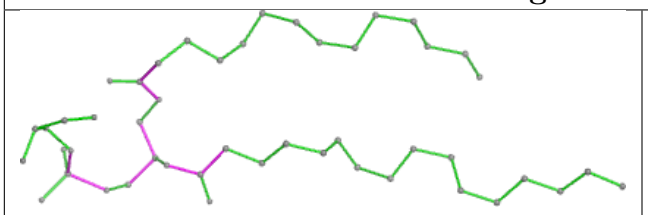

Bond lengths

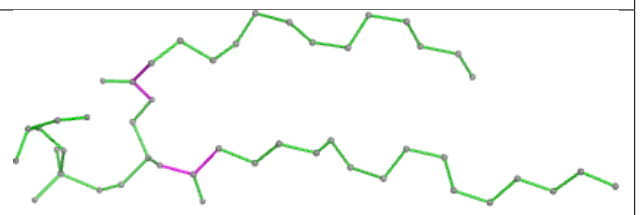

Bond angles

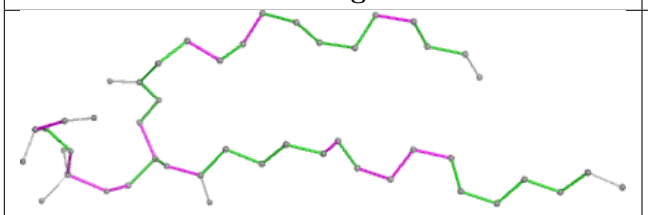

Torsions

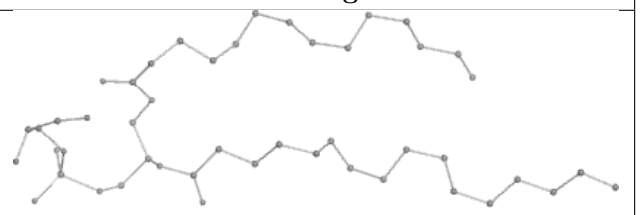

Rings

Ligand CHL g 601

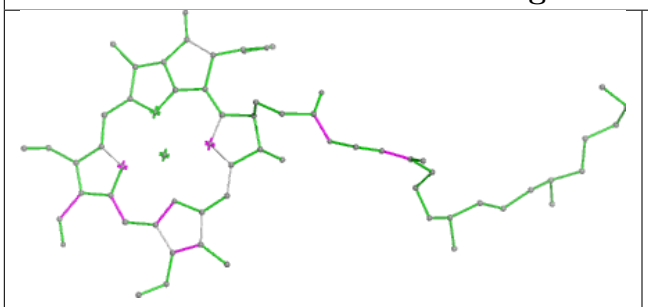

Bond lengths

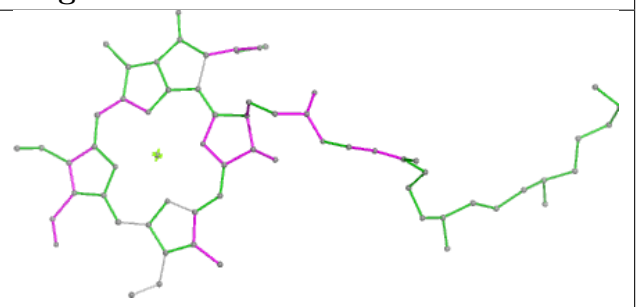

Bond angles

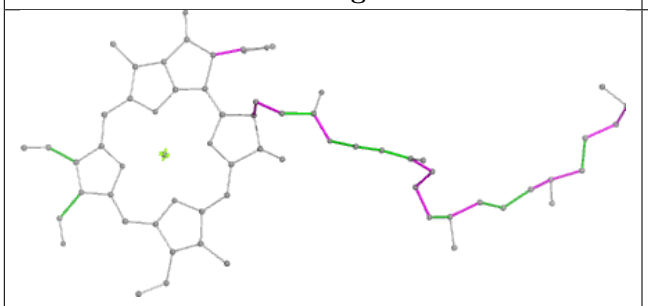

Torsions

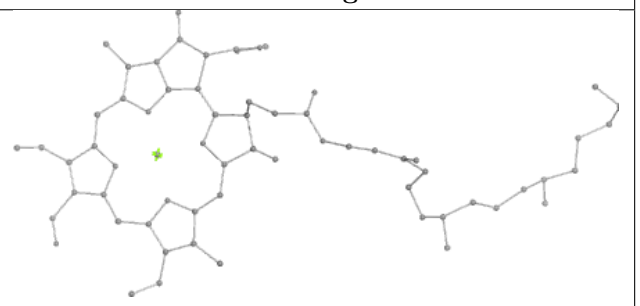

Rings

Ligand CLA 6 602

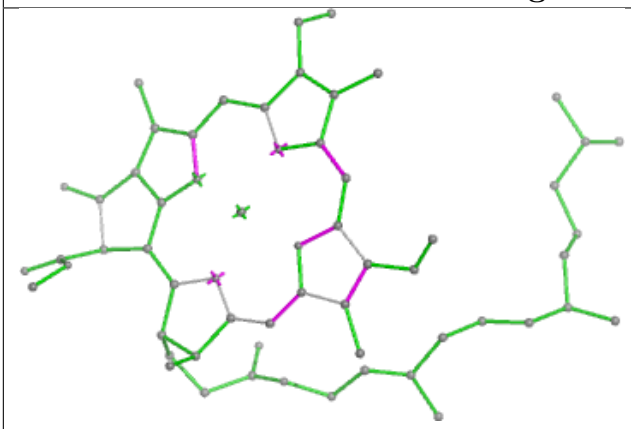

Bond lengths

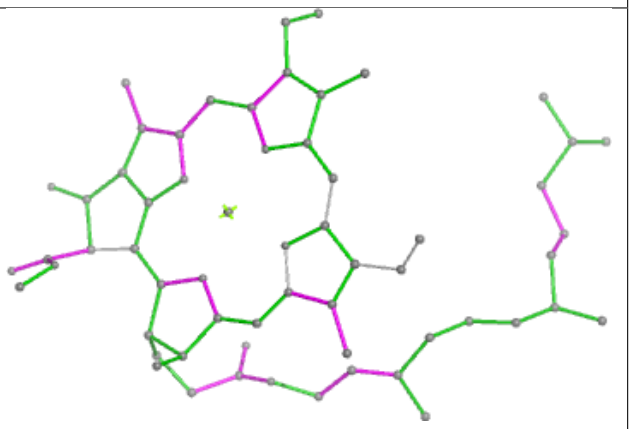

Bond angles

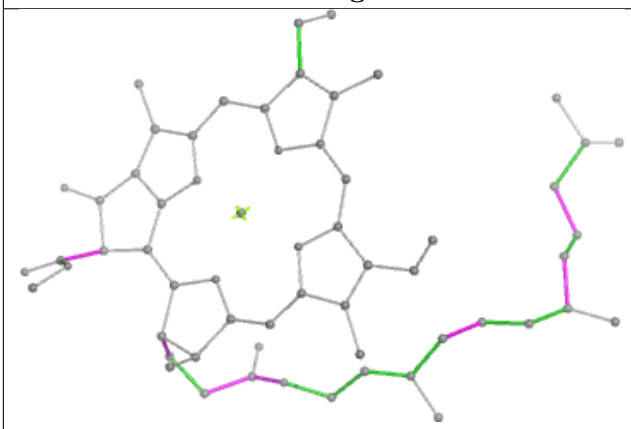

Torsions

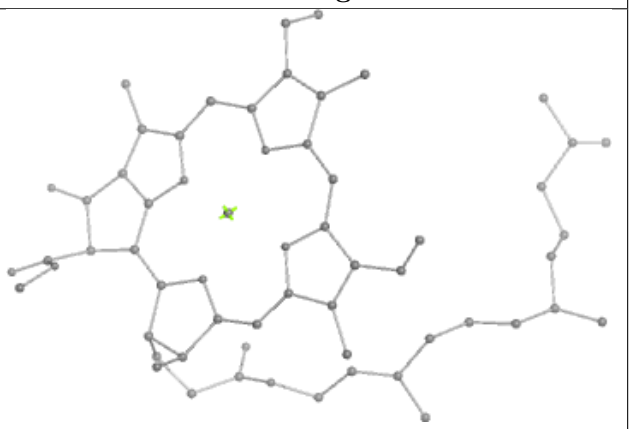

Rings

Ligand BCR c 516

Bond lengths

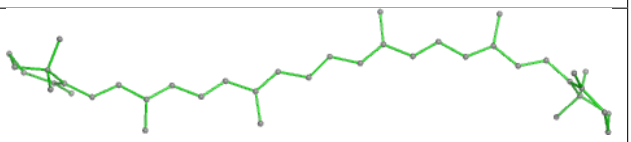

Bond angles



Torsions

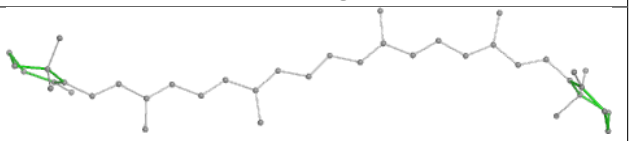

Rings

Ligand CLA A 404	
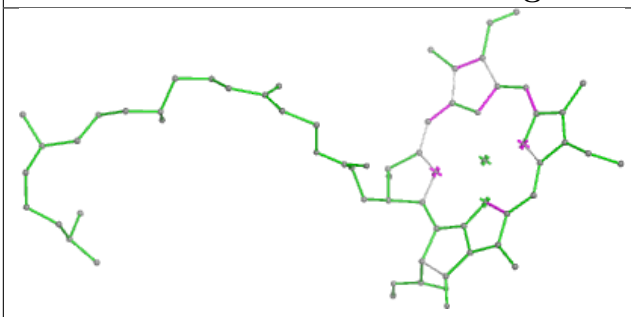 Bond lengths	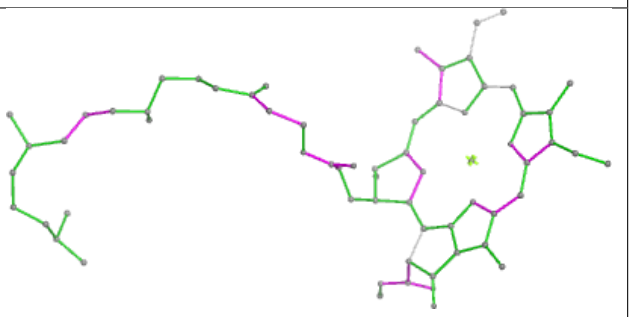 Bond angles
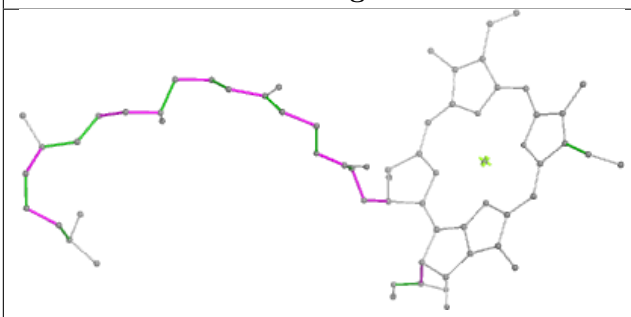 Torsions	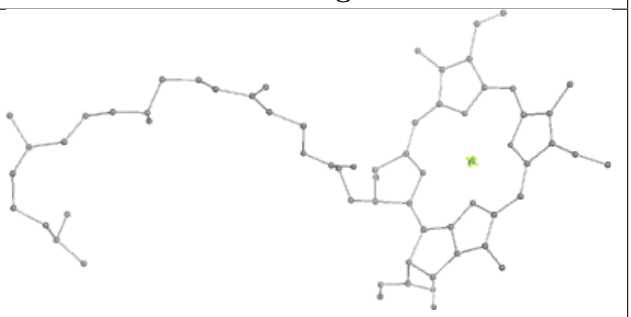 Rings

Ligand CHL 12 608

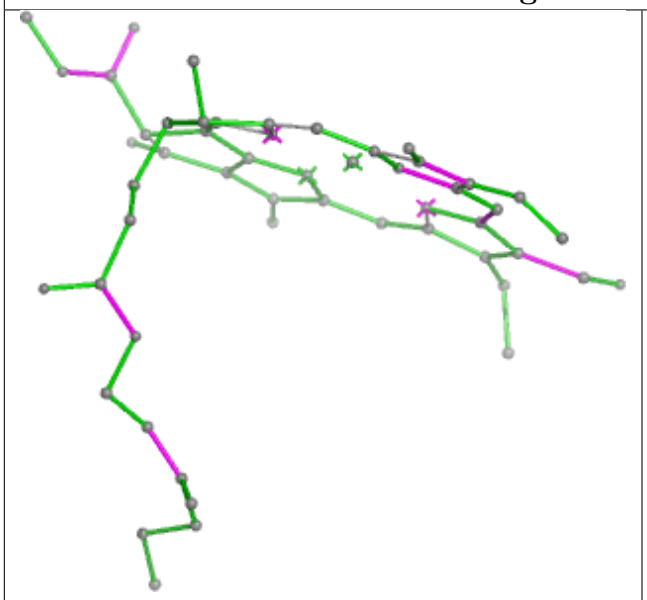

Bond lengths

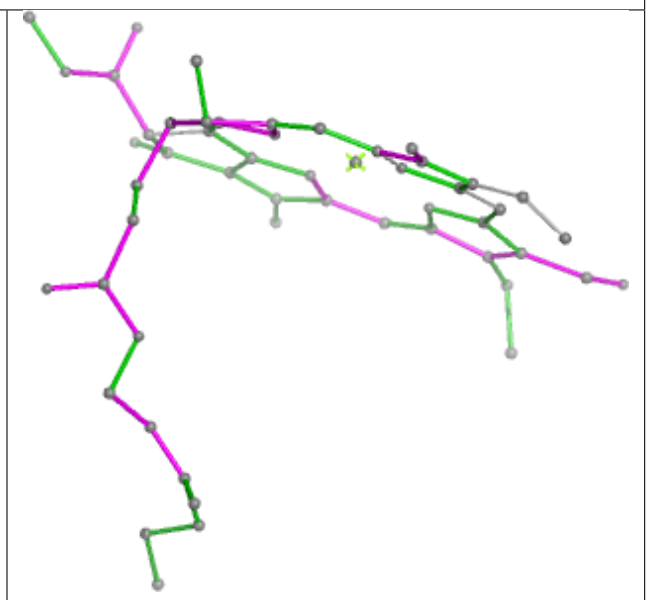

Bond angles

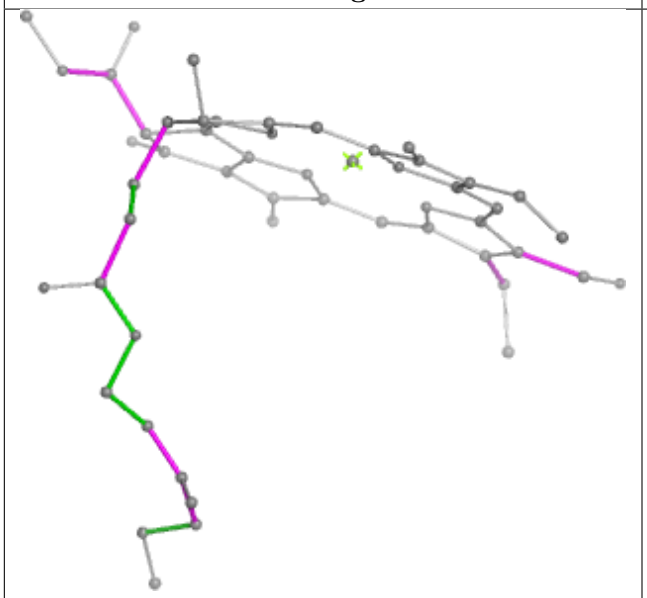

Torsions

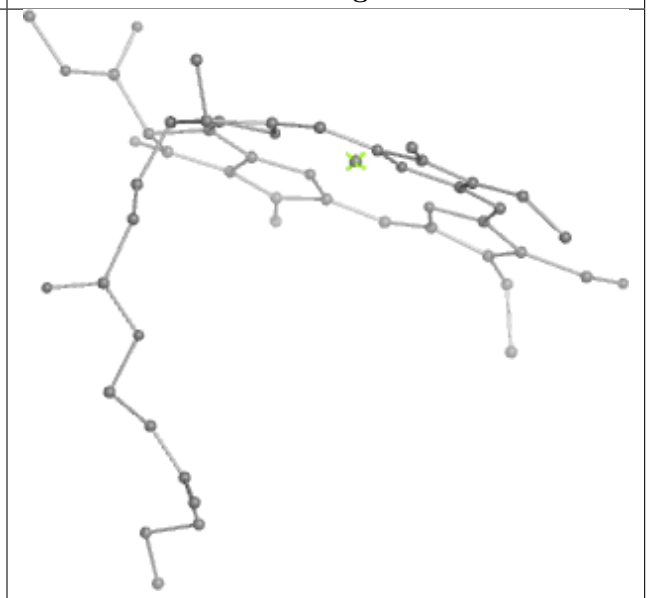

Rings

Ligand CHL N 609

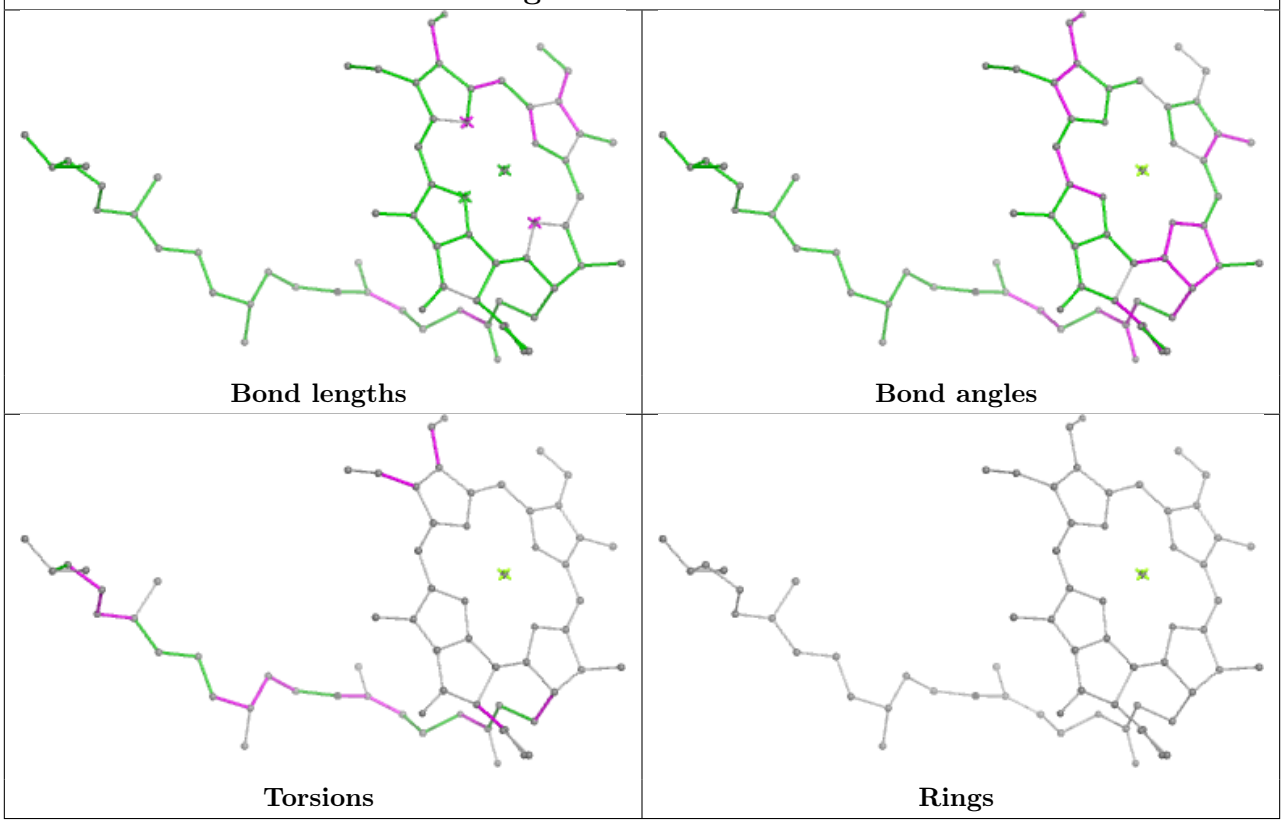

Ligand BCR D 406

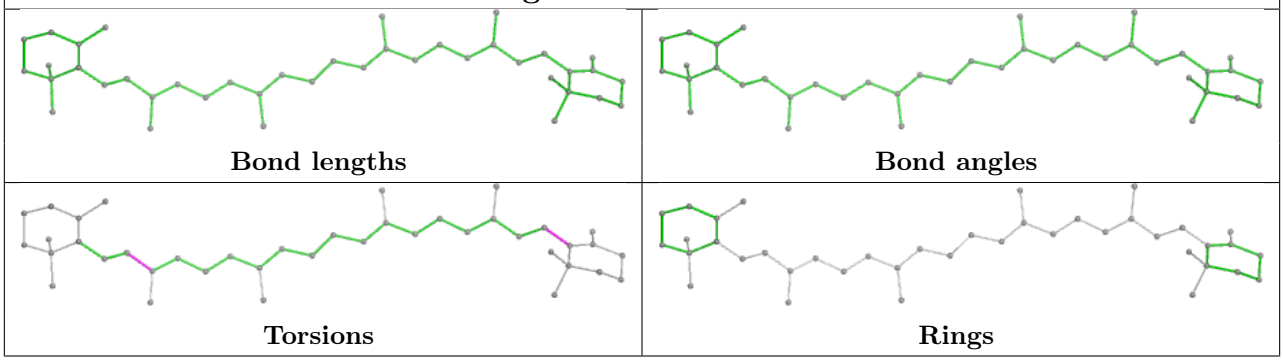

Ligand LMG c 520

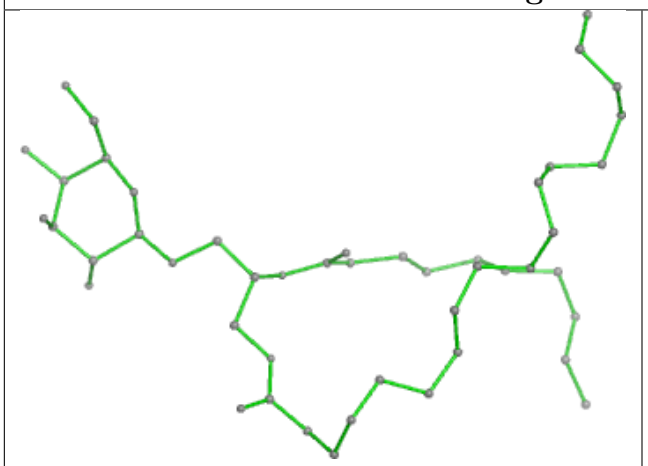

Bond lengths

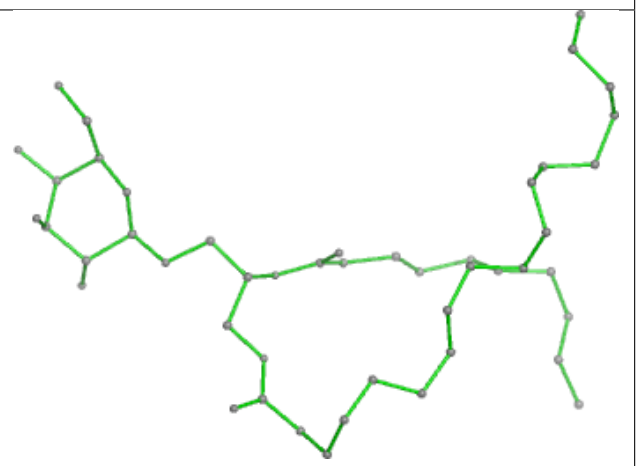

Bond angles

Torsions

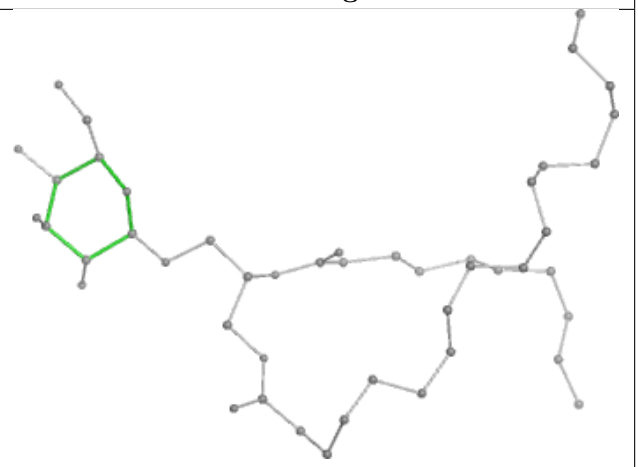

Rings

Ligand CLA c 513

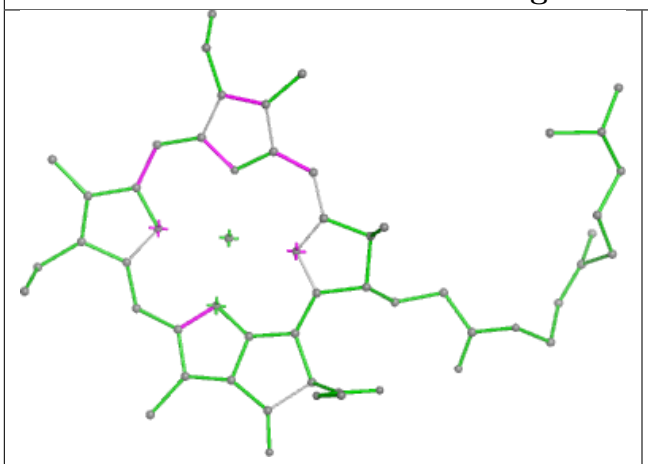

Bond lengths

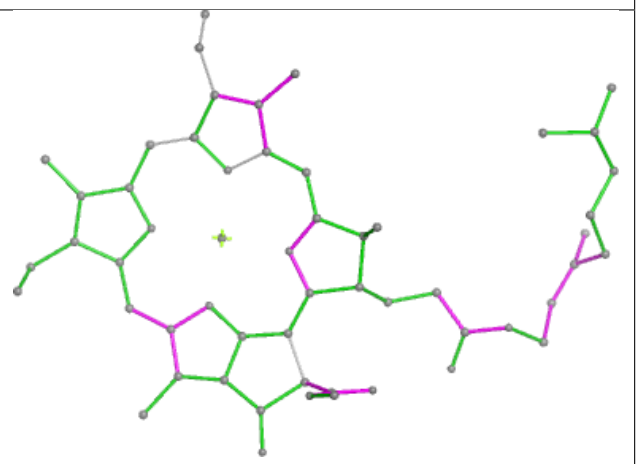

Bond angles

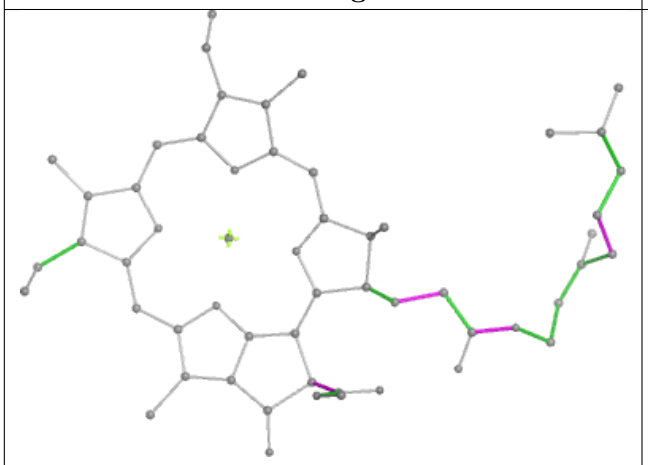

Torsions

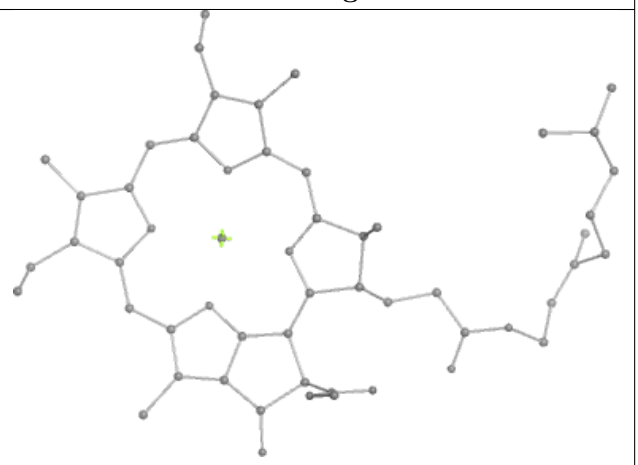

Rings

Ligand LHG 6 617

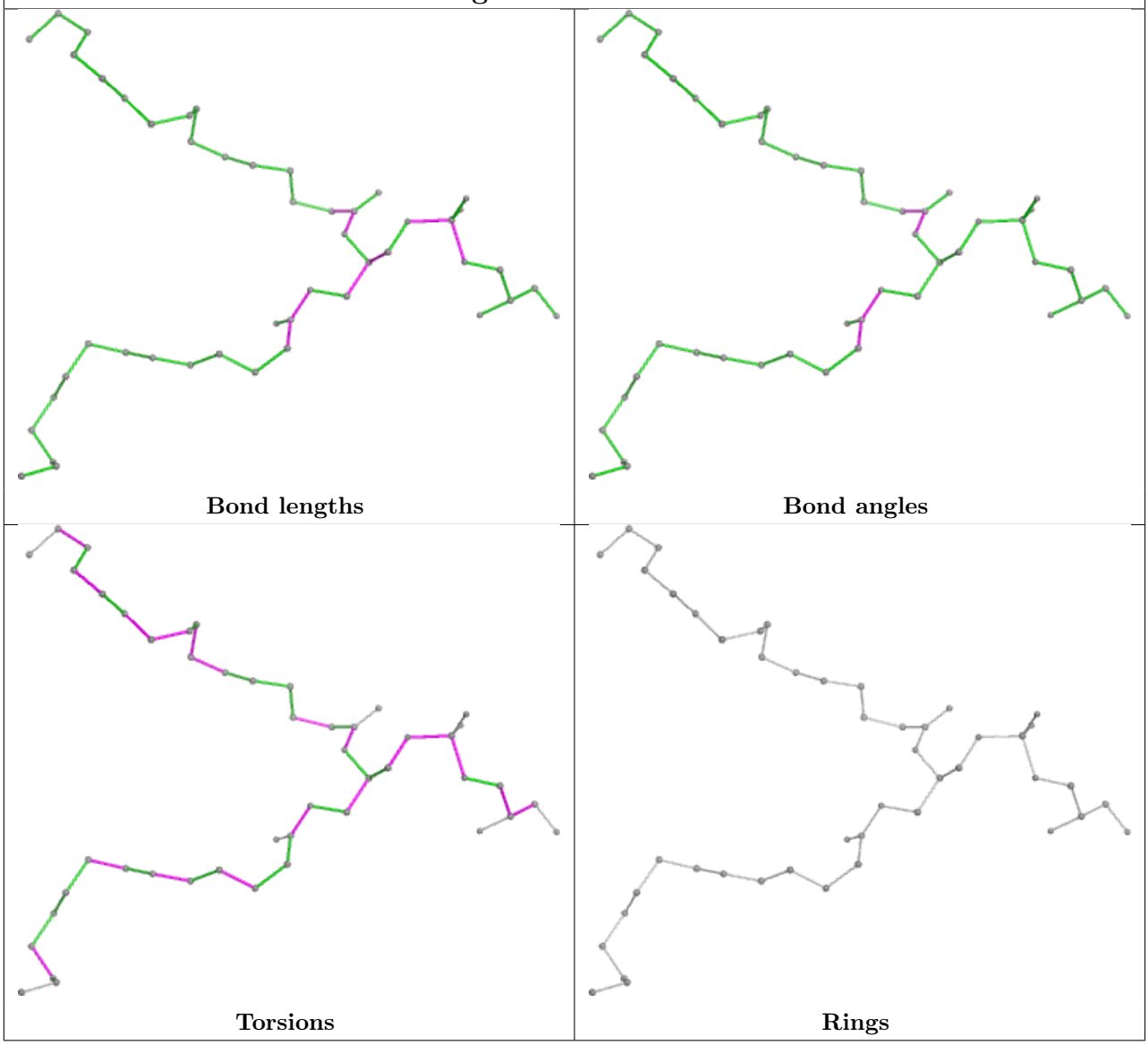

Ligand CLA c 511	
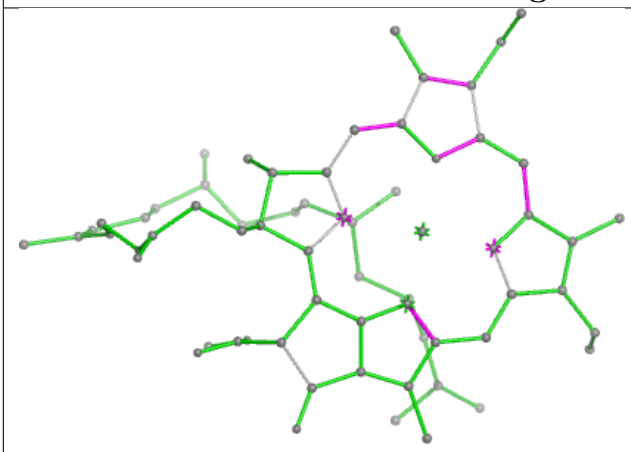	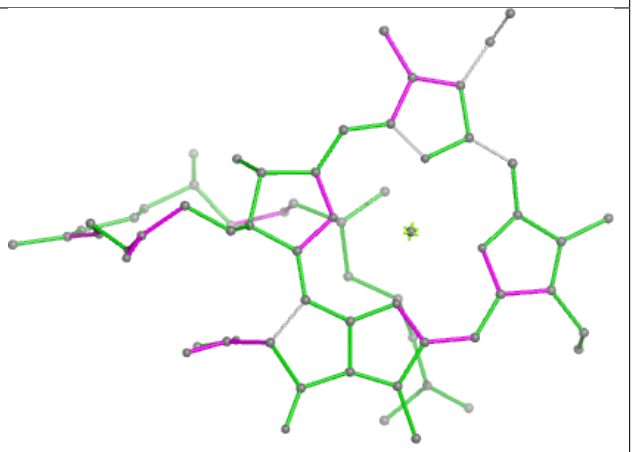
Bond lengths	**Bond angles**
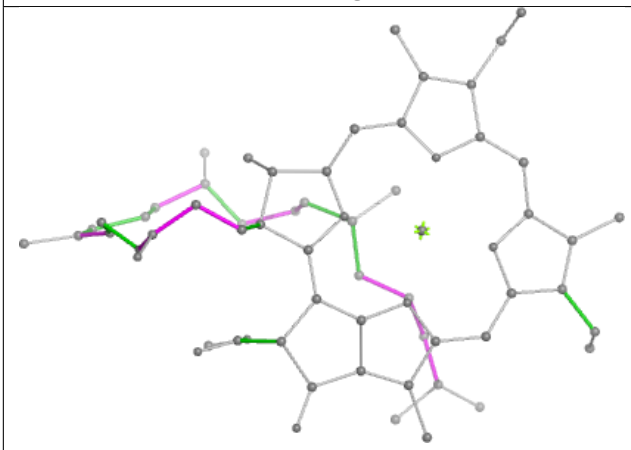	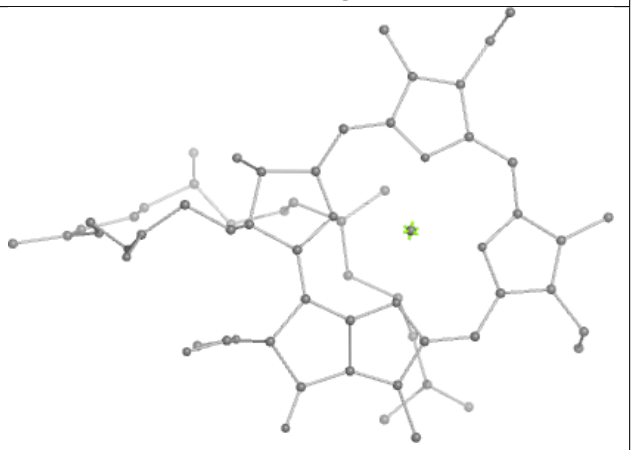
Torsions	**Rings**

Ligand CHL 4 606

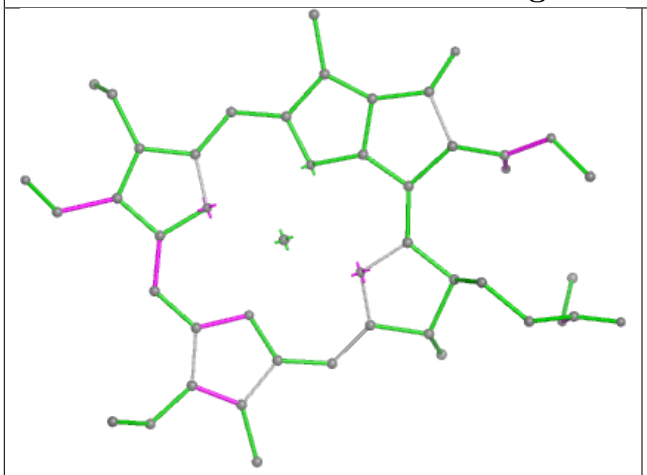

Bond lengths

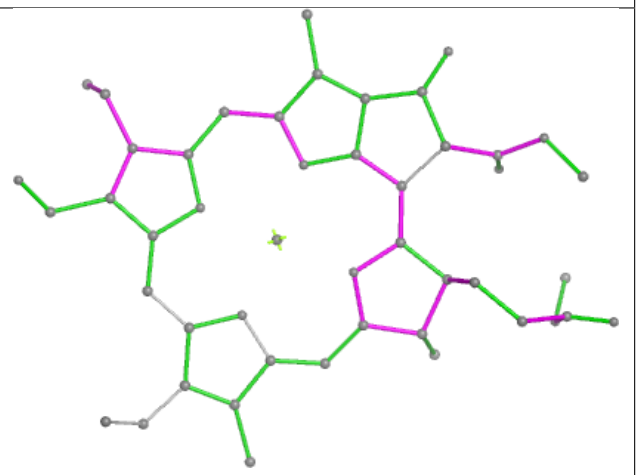

Bond angles

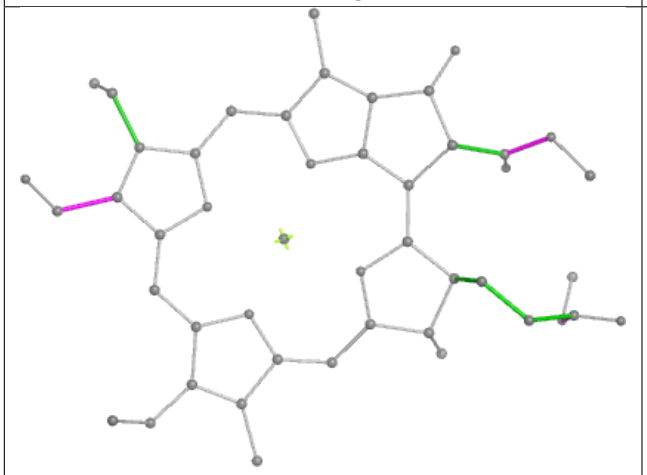

Torsions

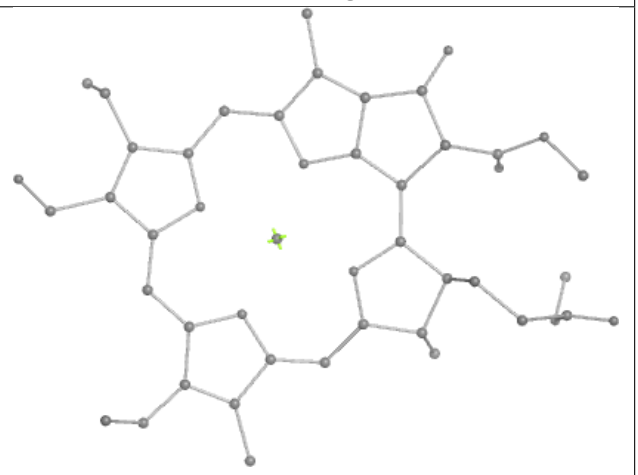

Rings

Ligand CLA N 610

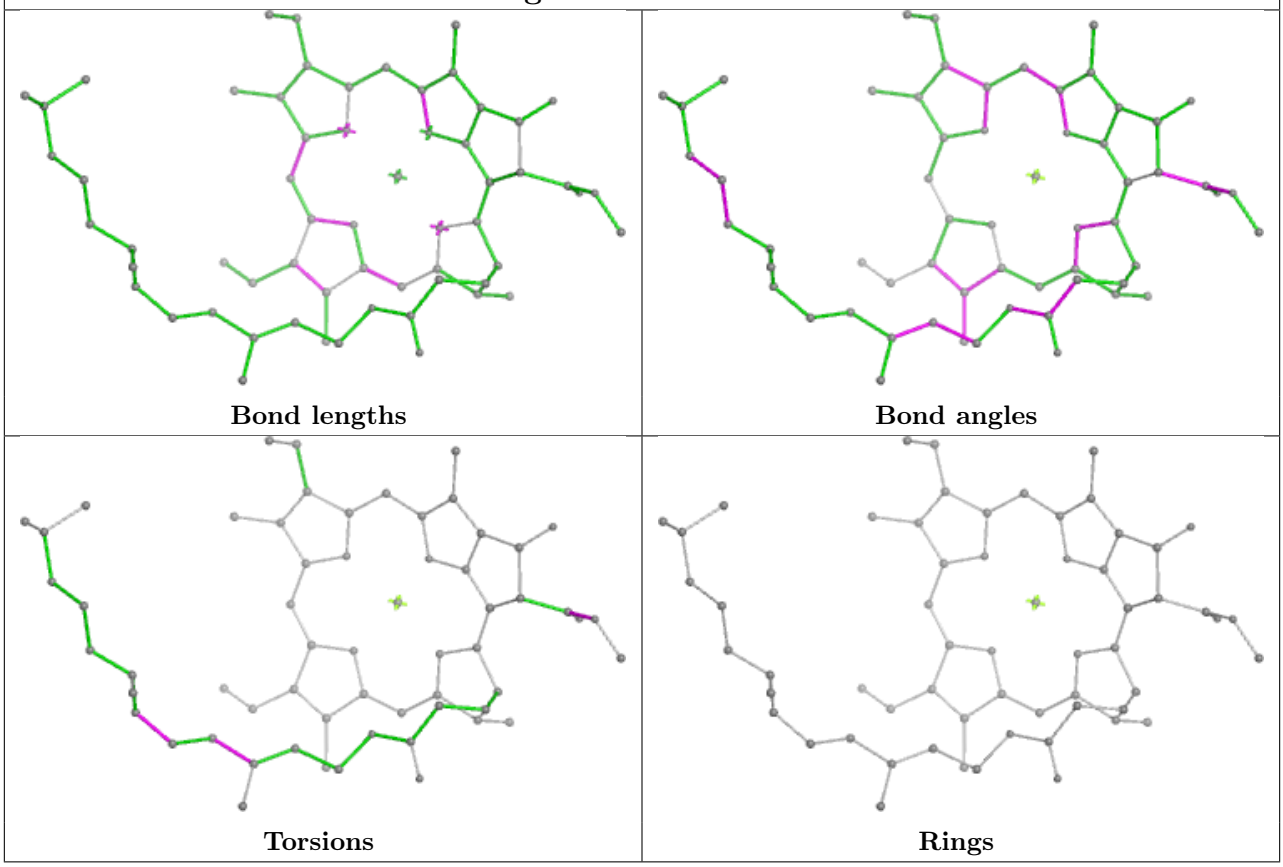

Ligand BCR C 516

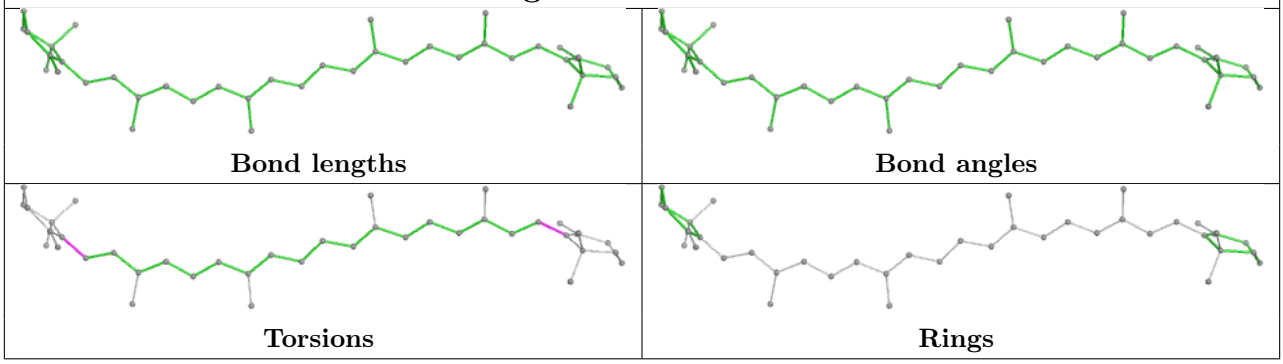

Ligand LNL C 524

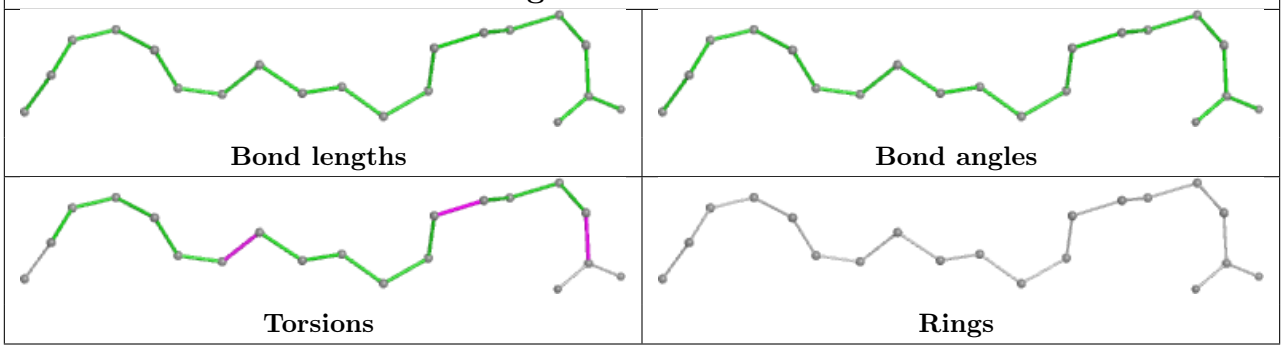

Ligand LNL W 502

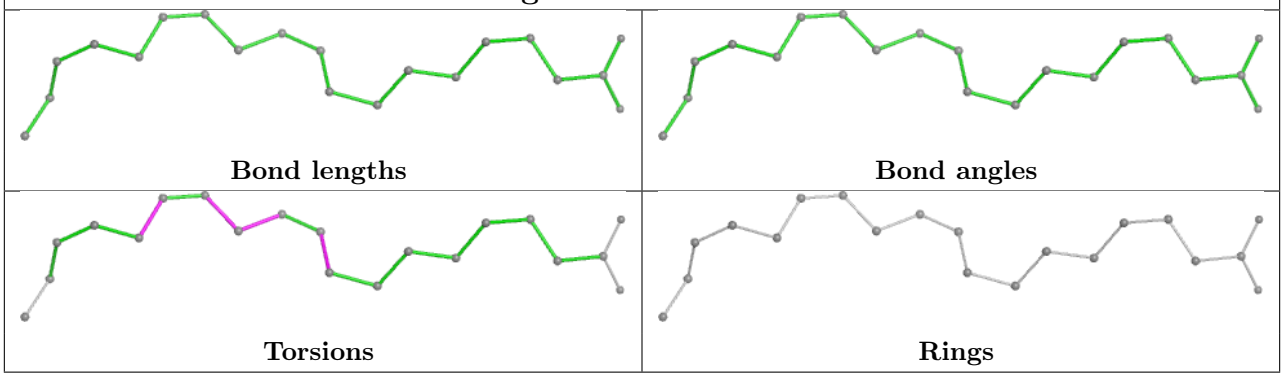

Ligand CHL 1 607

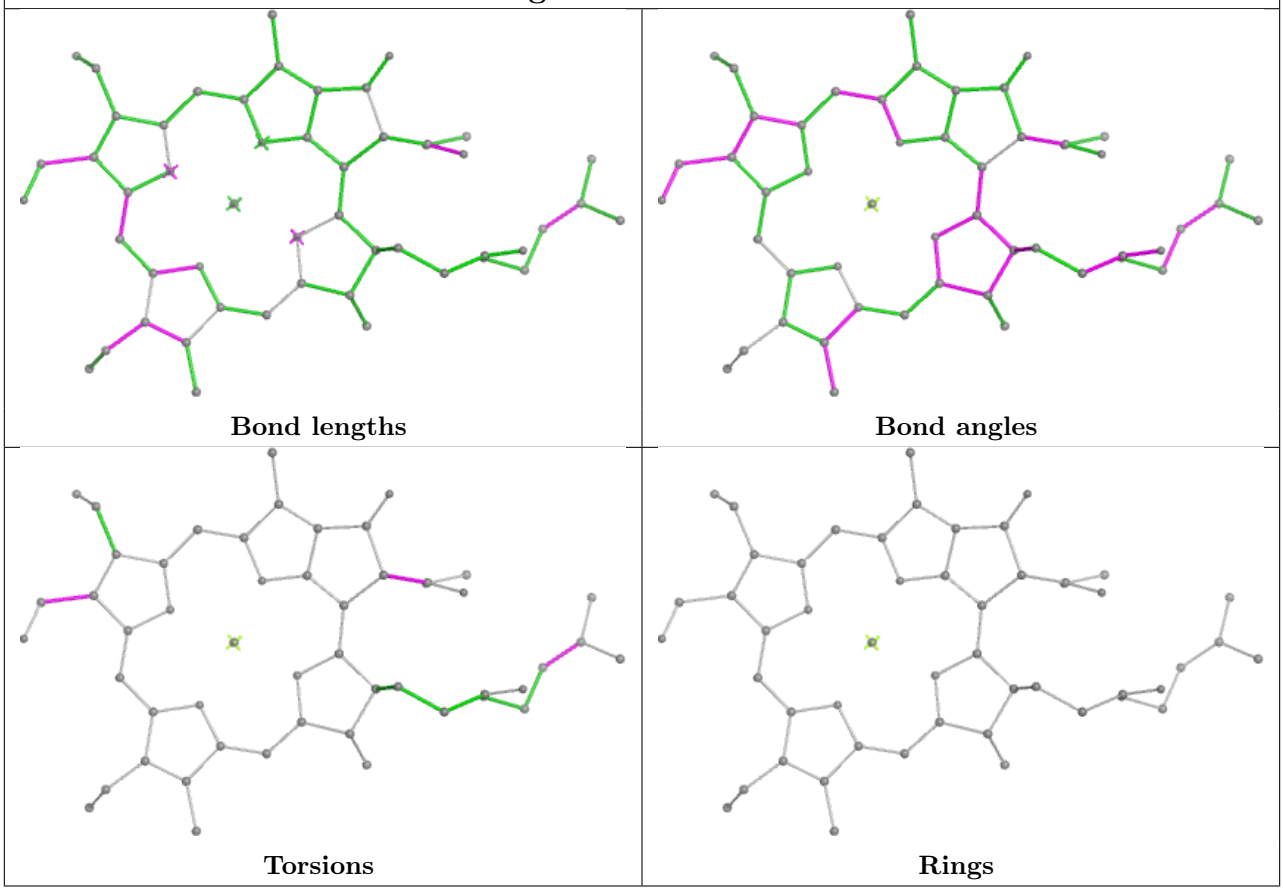

Ligand CHL 3 608

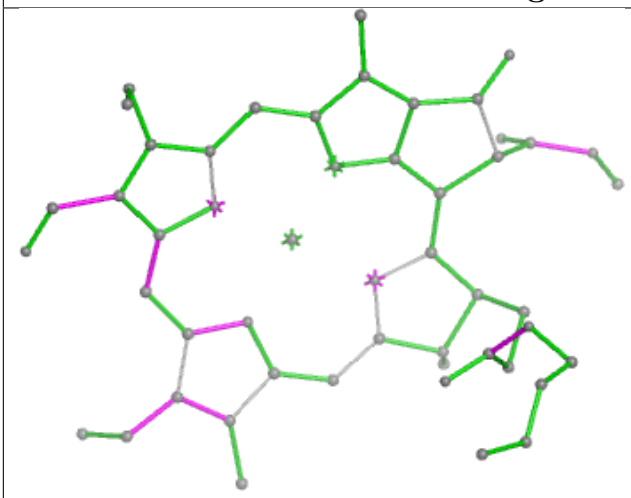

Bond lengths

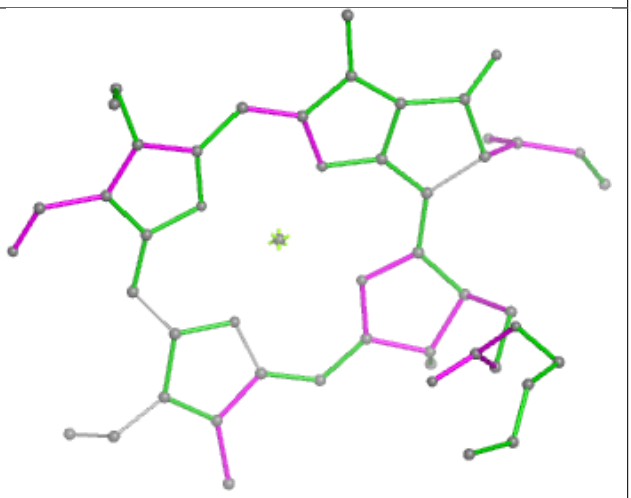

Bond angles

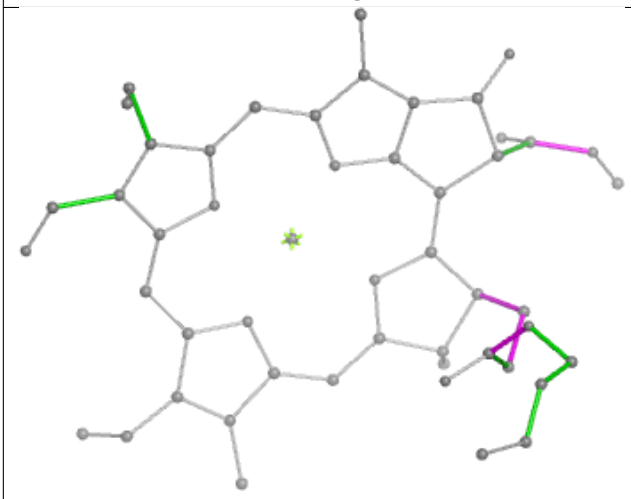

Torsions

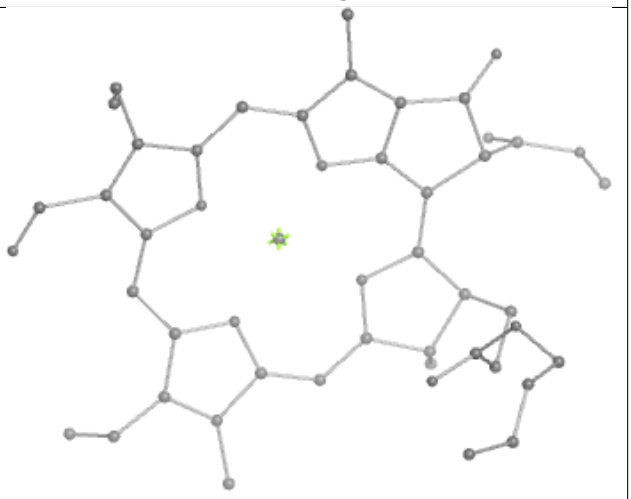

Rings

Ligand DGD c 517



Bond lengths



Bond angles



Torsions

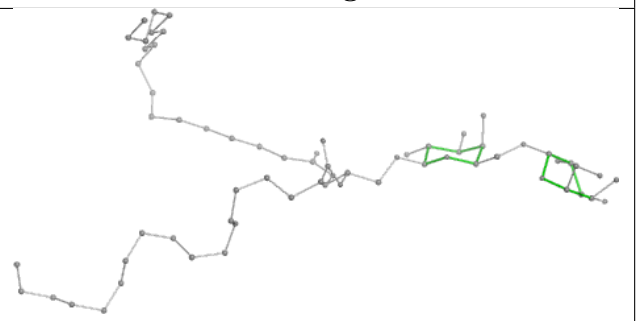

Rings

Ligand NEX N 619

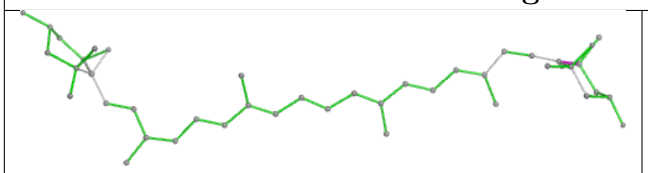

Bond lengths

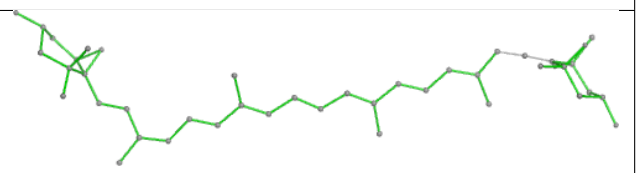

Bond angles



Torsions

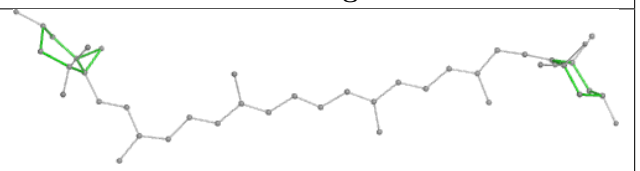

Rings

Ligand CLA r 611

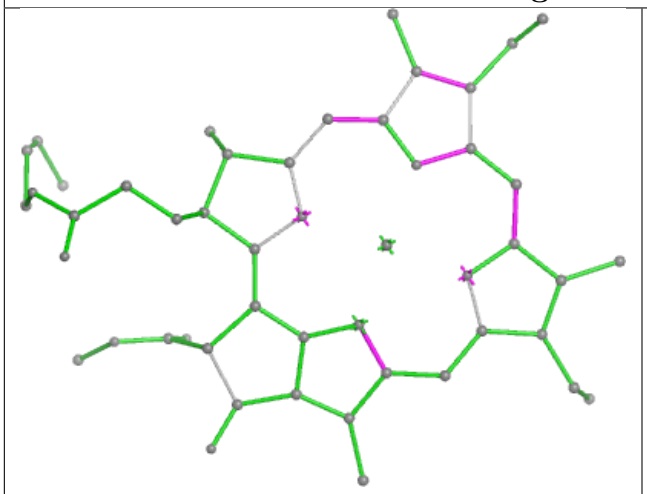

Bond lengths

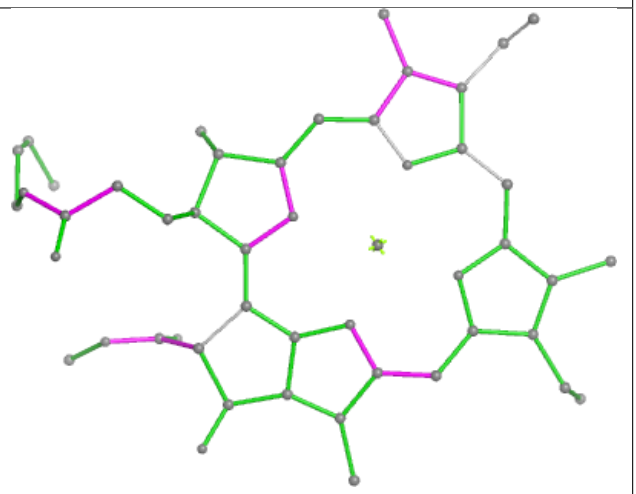

Bond angles

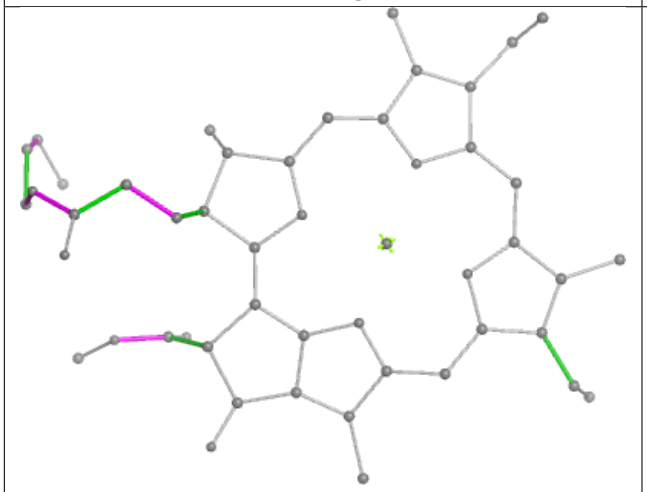

Torsions

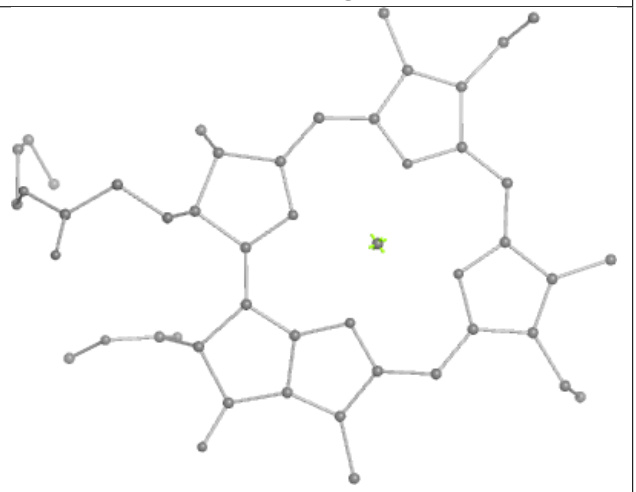

Rings

Ligand LHG l 102

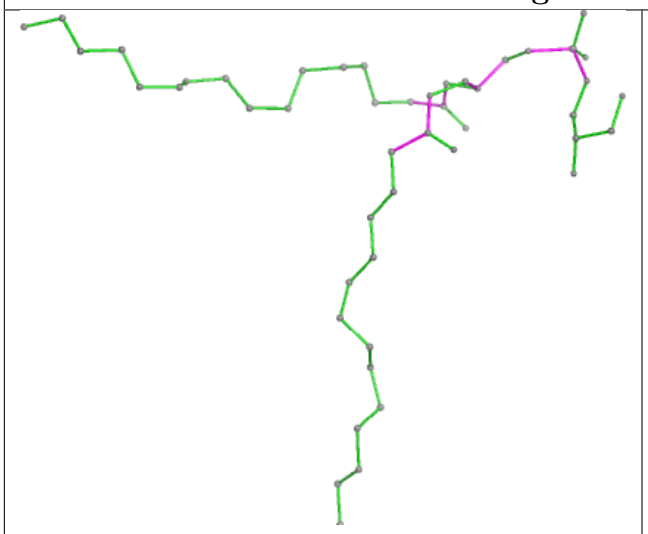

Bond lengths

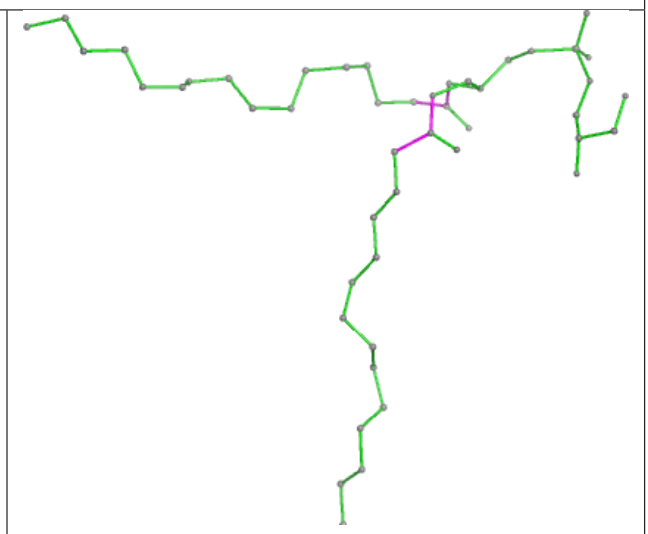

Bond angles

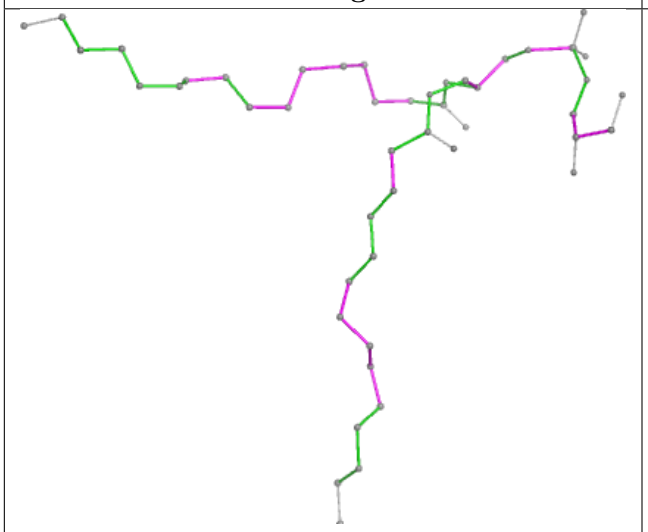

Torsions

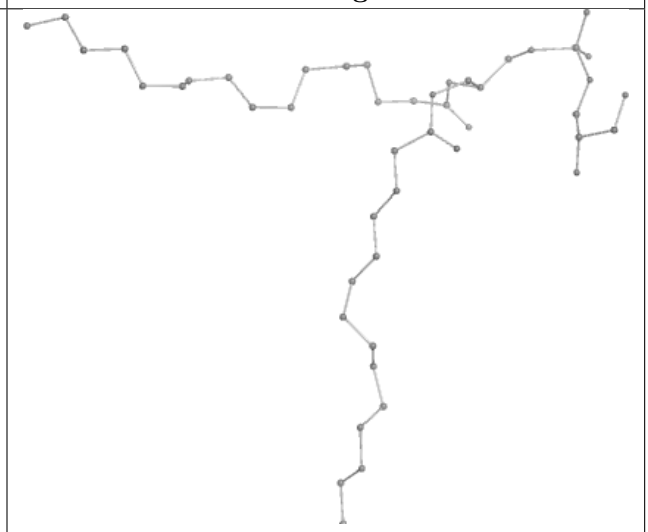

Rings

Ligand CLA C 504

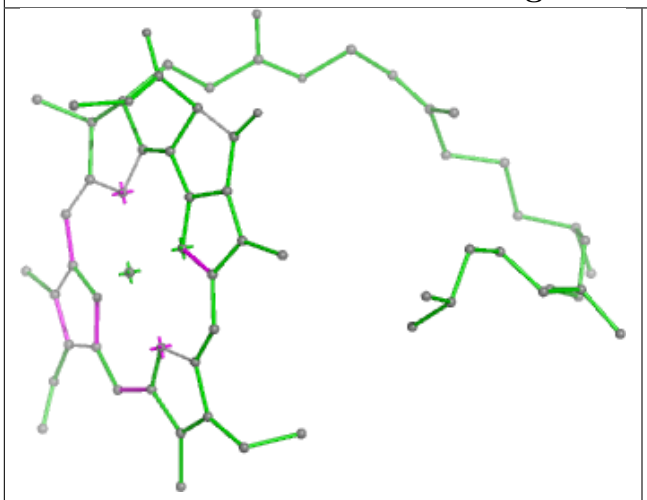

Bond lengths

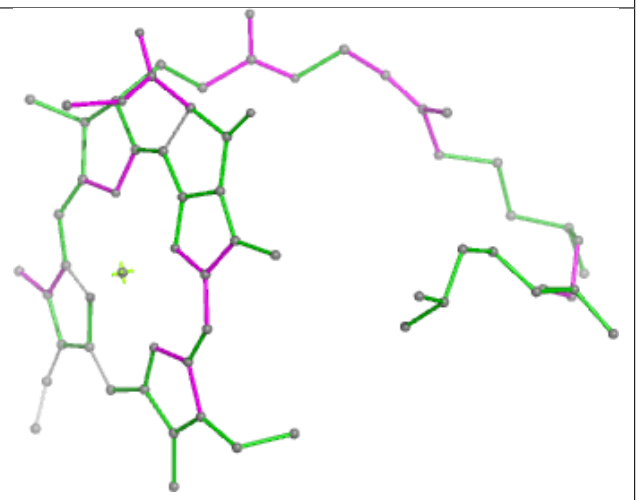

Bond angles

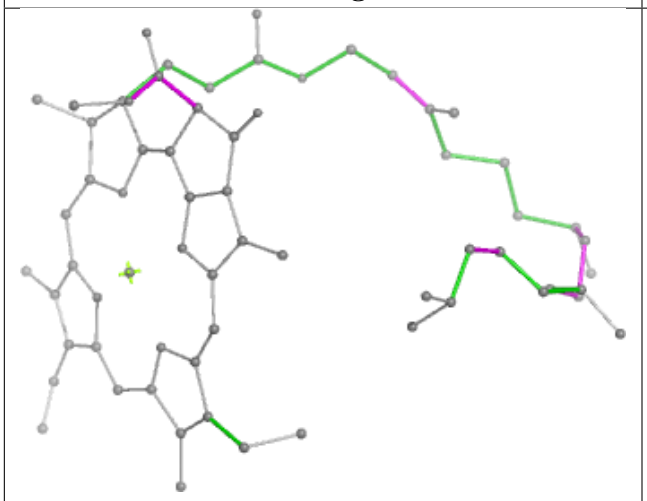

Torsions

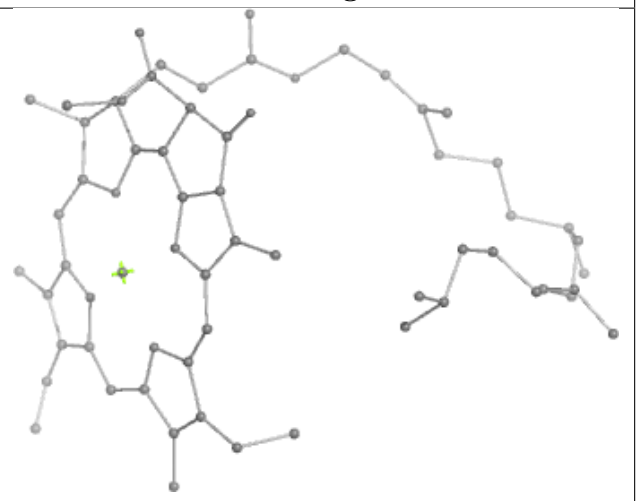

Rings

Ligand CLA 5 604	
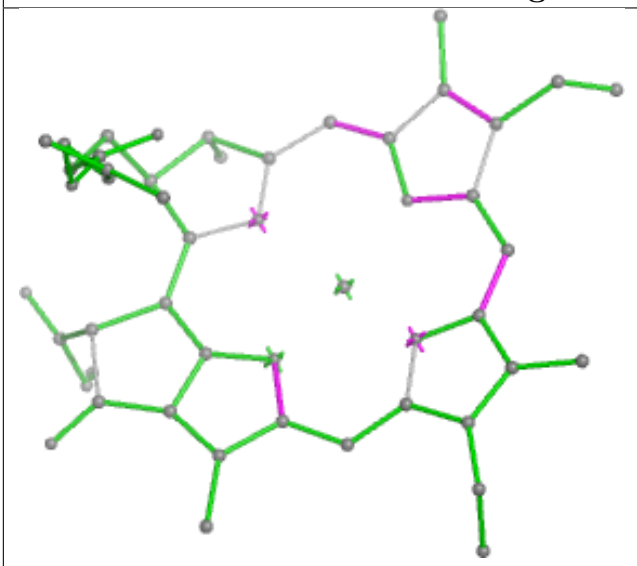 Bond lengths	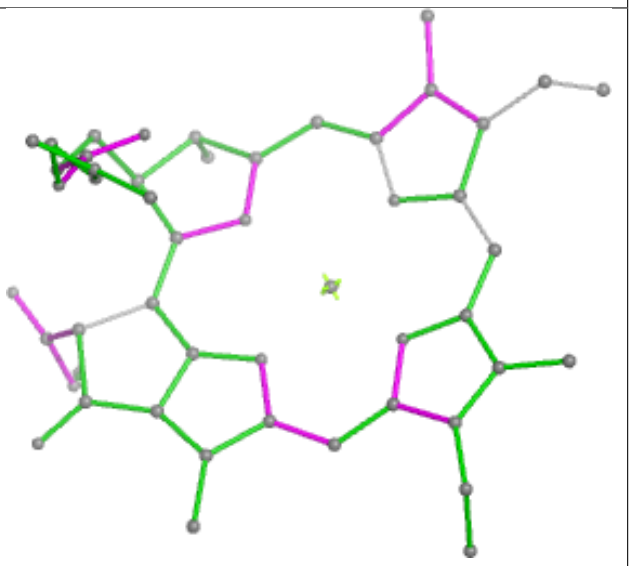 Bond angles
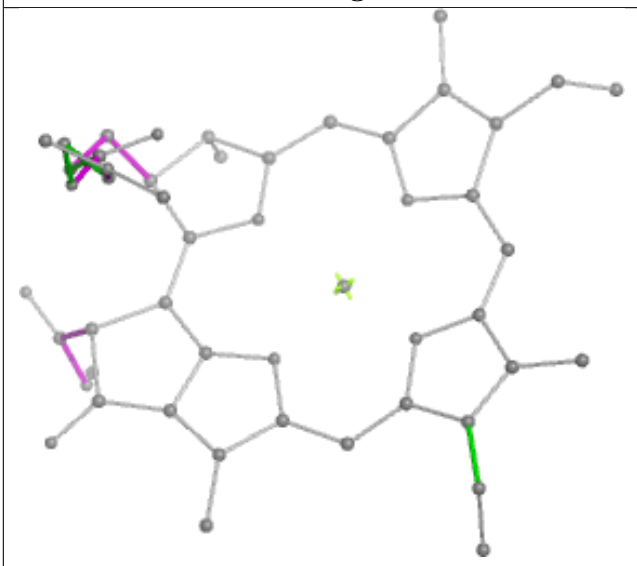 Torsions	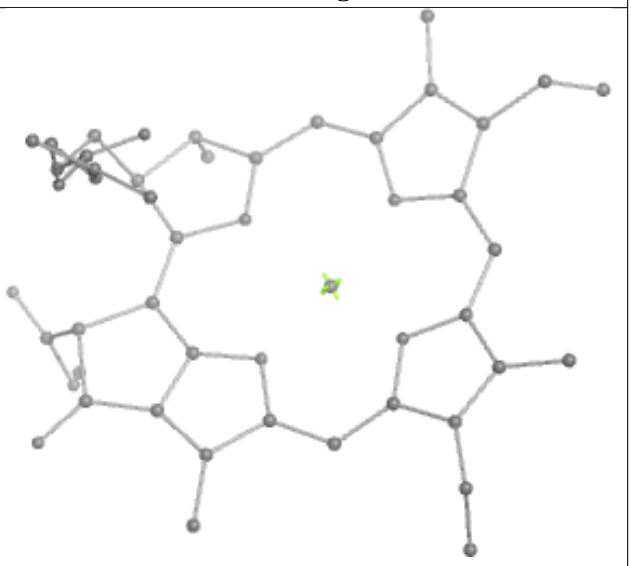 Rings

Ligand LNL W 503	
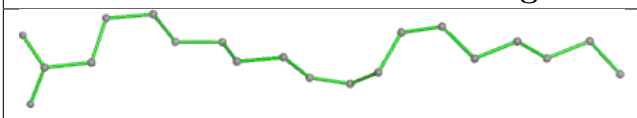 Bond lengths	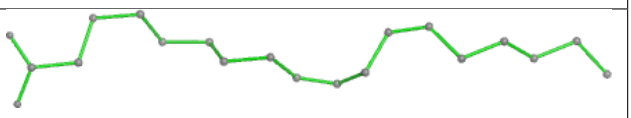 Bond angles
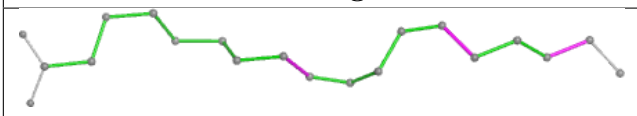 Torsions	Rings

Ligand CLA S 614

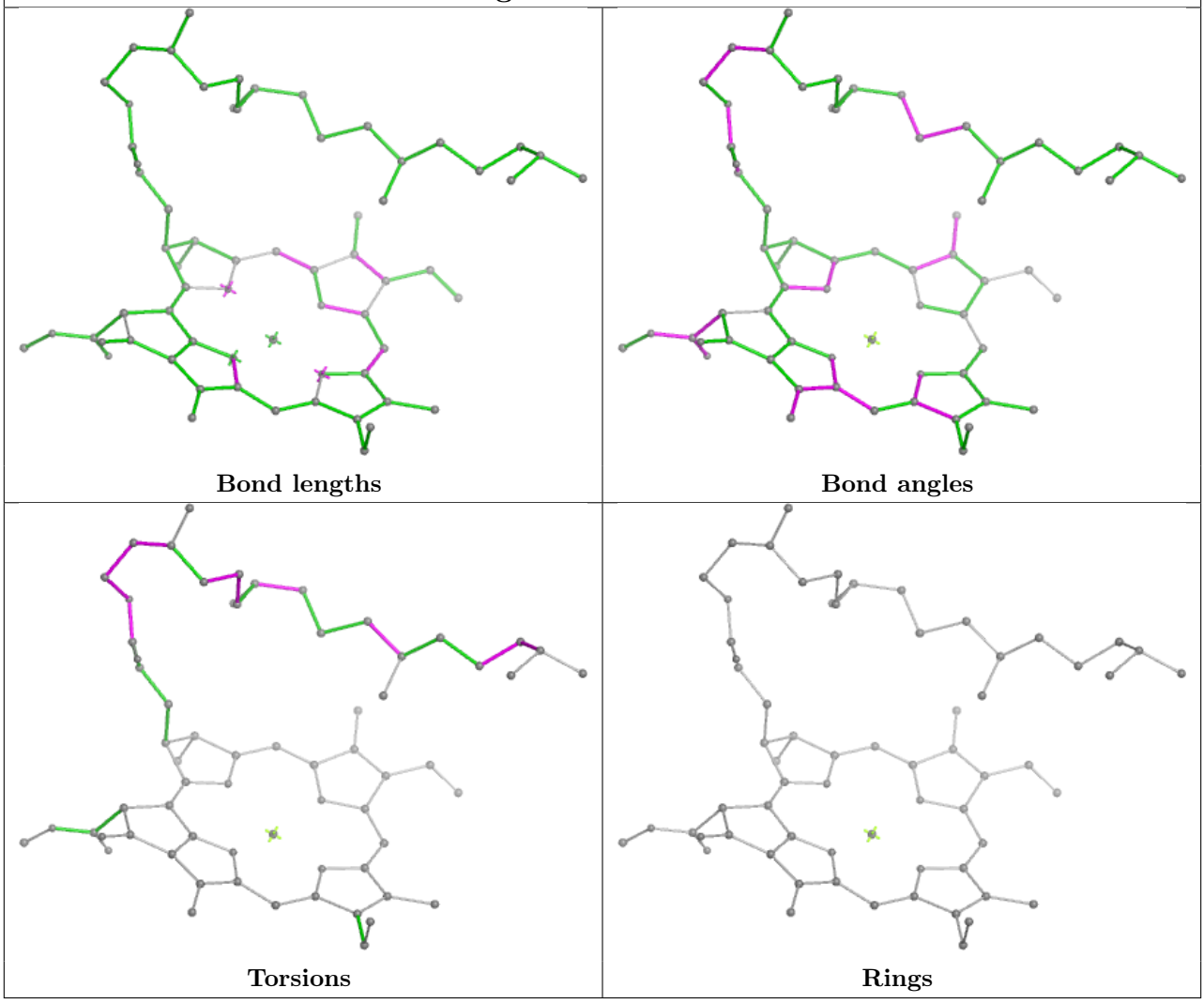

Ligand LUT S 618

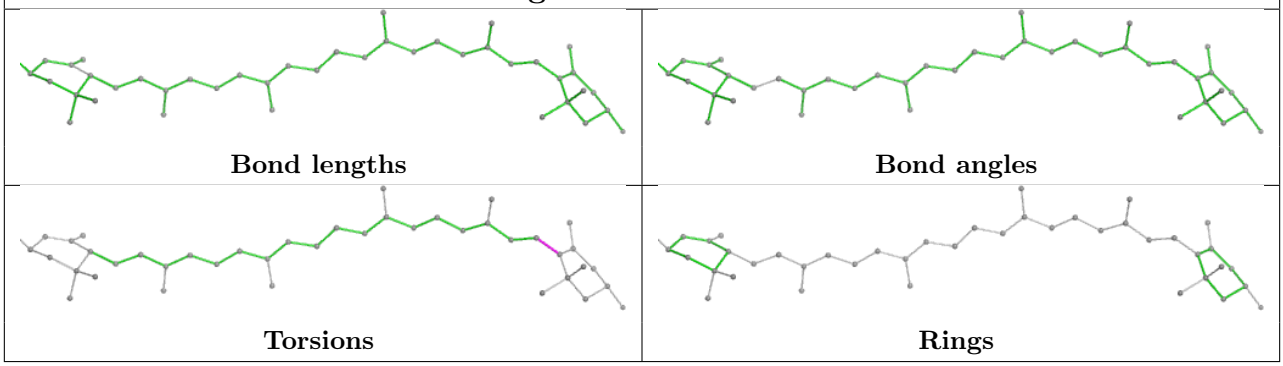

Ligand HEM F 101

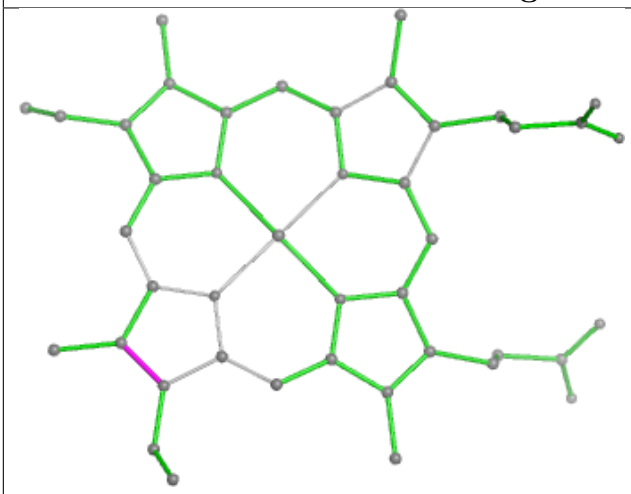

Bond lengths

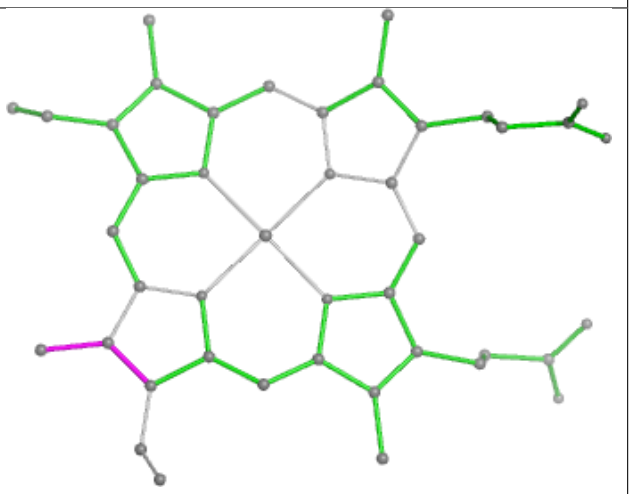

Bond angles

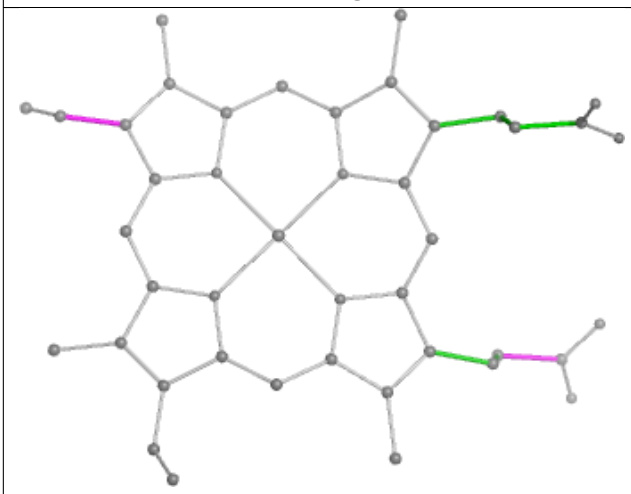

Torsions

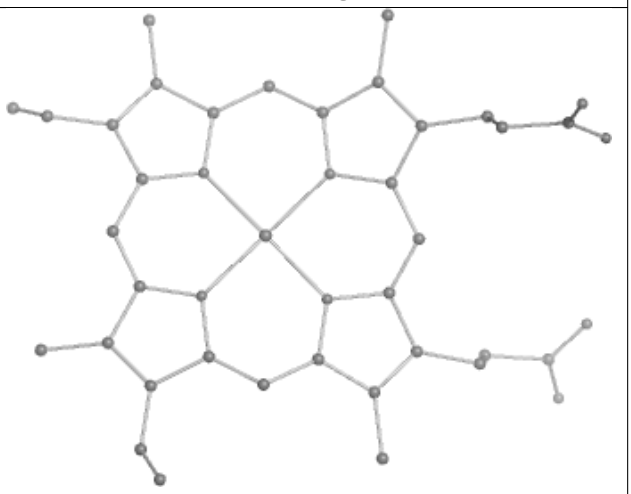

Rings

Ligand CLA Y 615

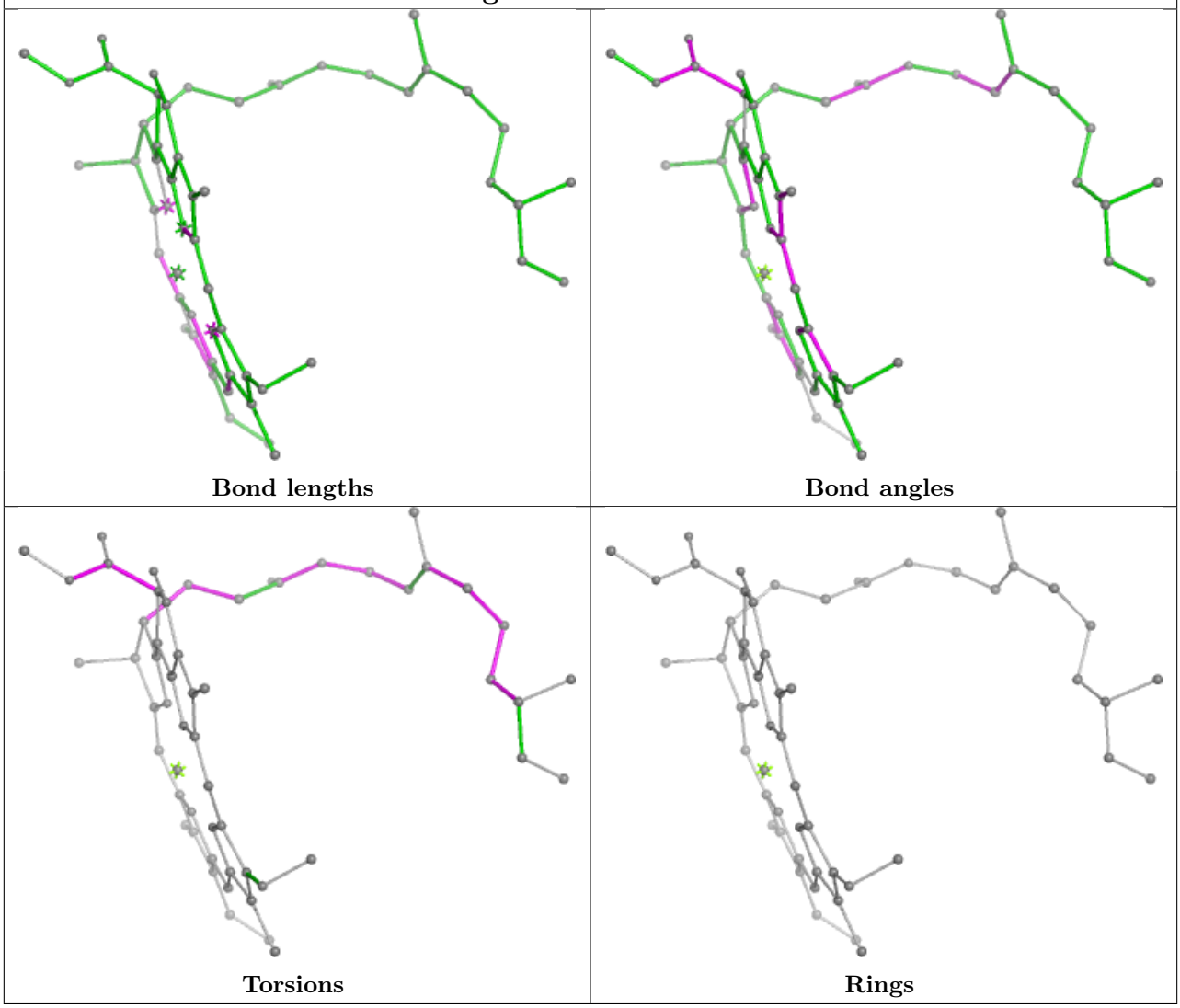

Ligand CLA S 612

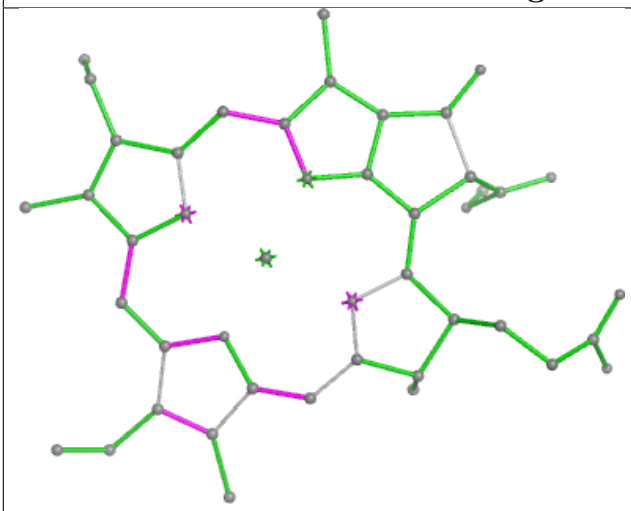

Bond lengths

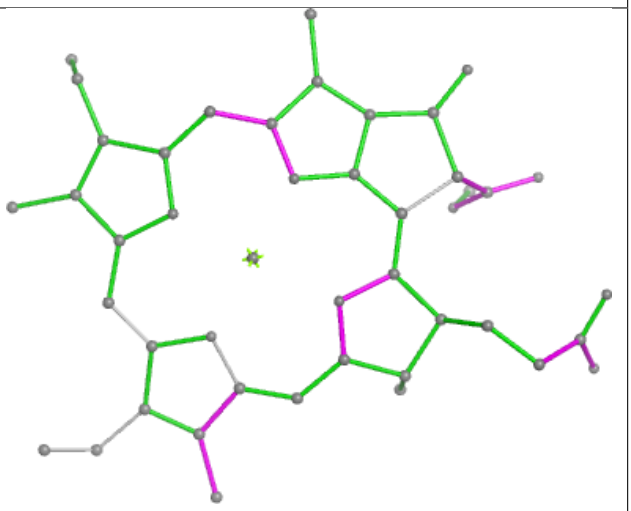

Bond angles

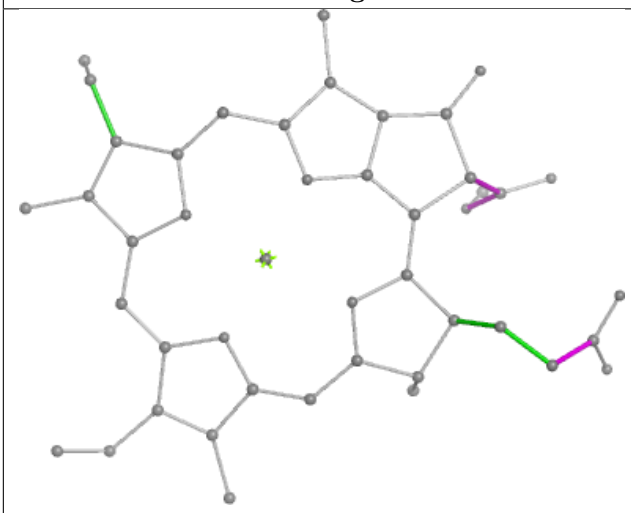

Torsions

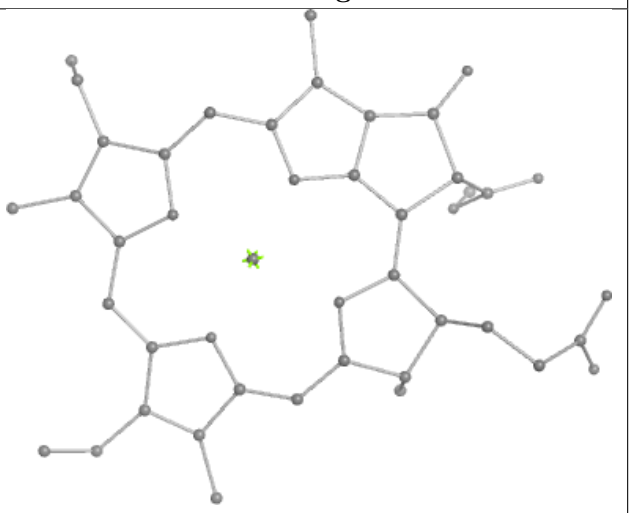

Rings

Ligand CHL 5 608

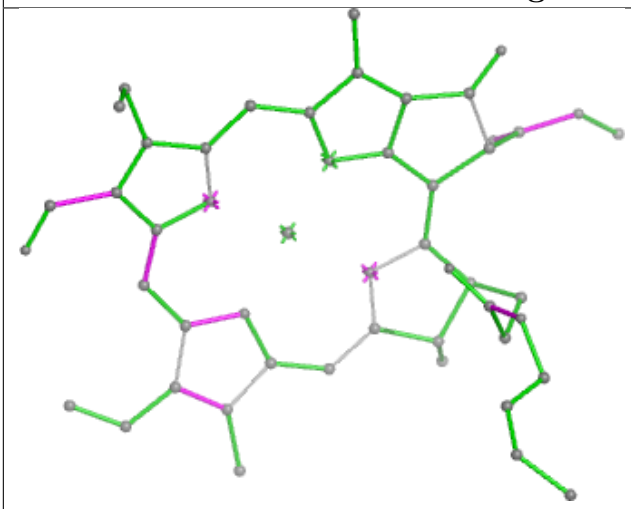

Bond lengths

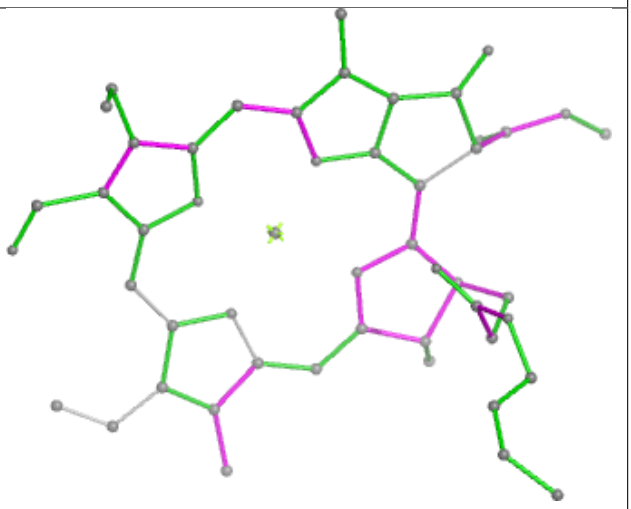

Bond angles

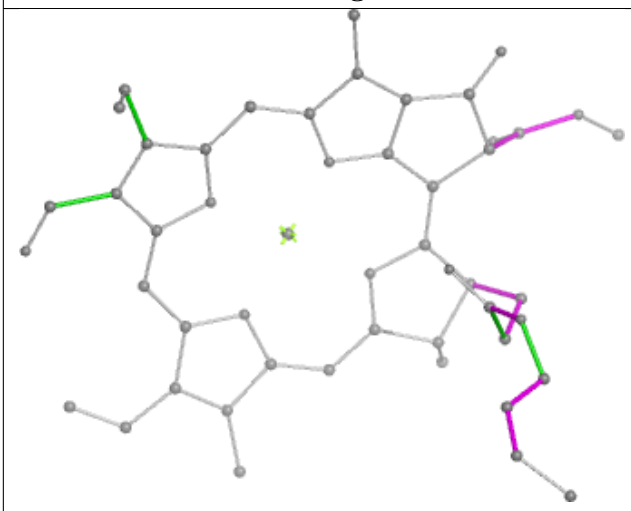

Torsions

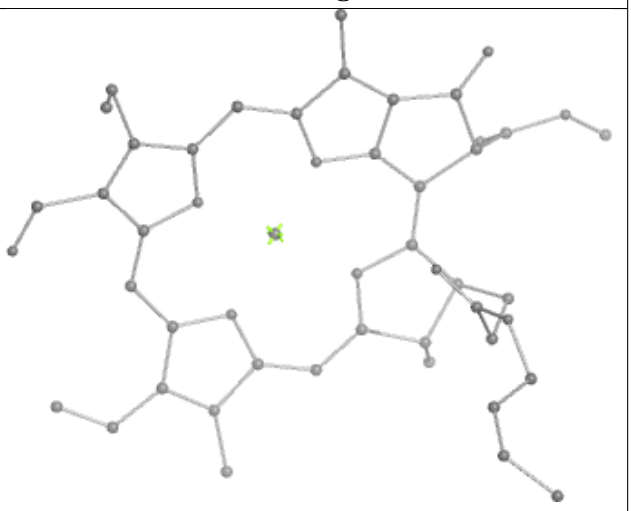

Rings

Ligand CLA 11 604

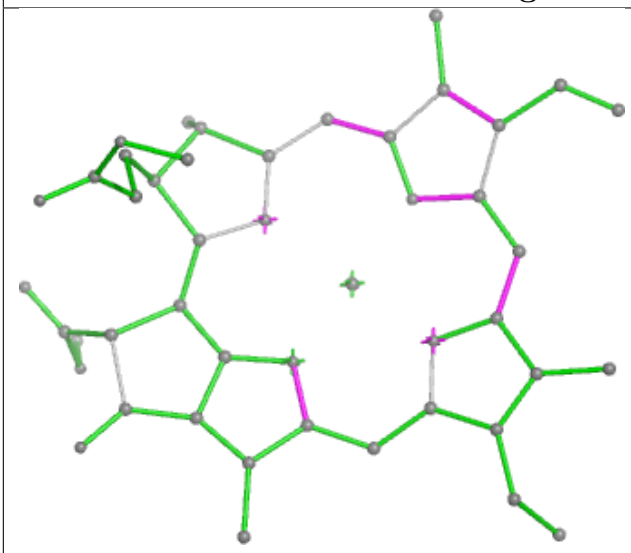

Bond lengths

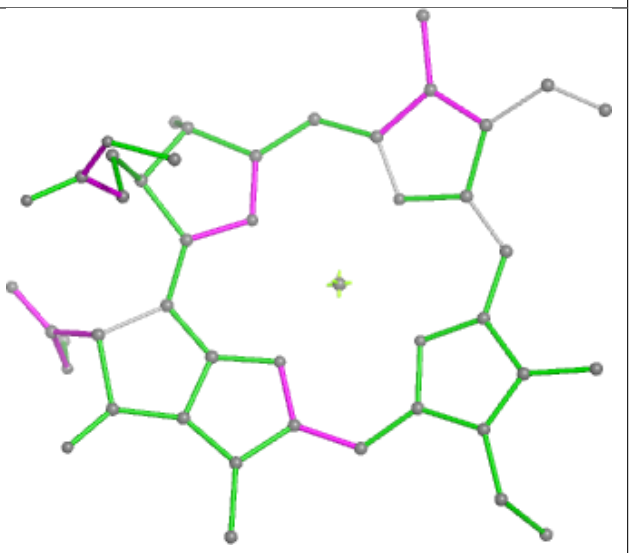

Bond angles

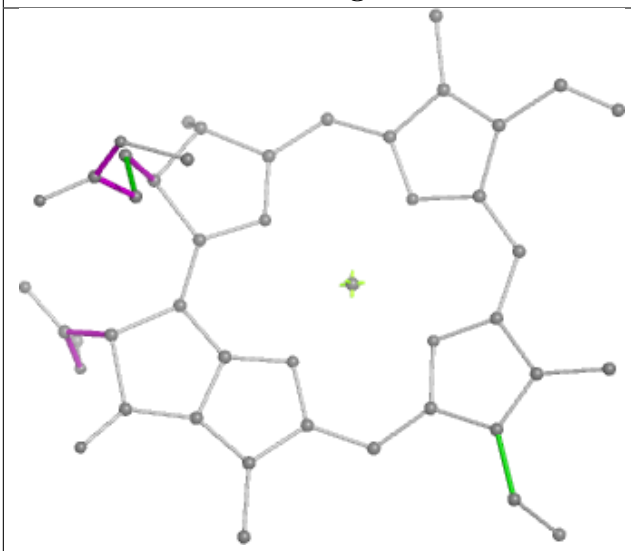

Torsions

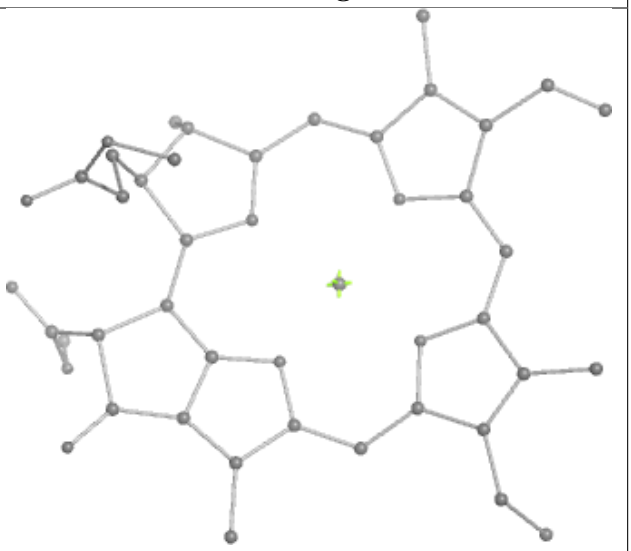

Rings

Ligand CHL 5 605

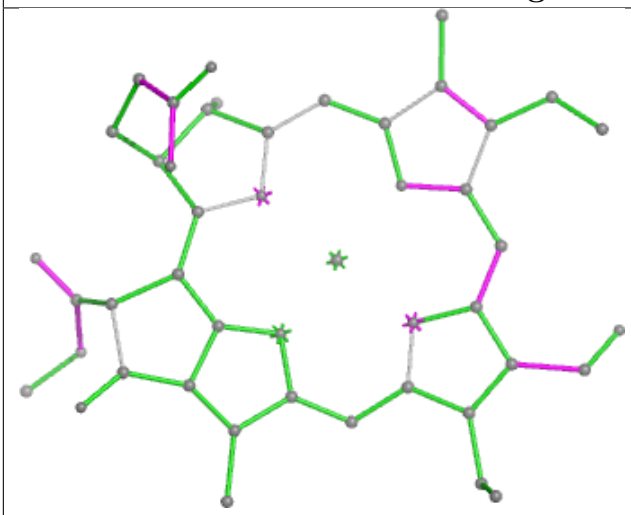

Bond lengths

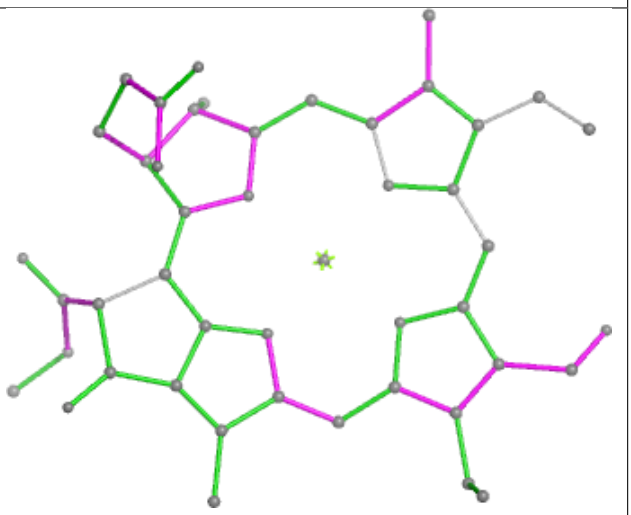

Bond angles

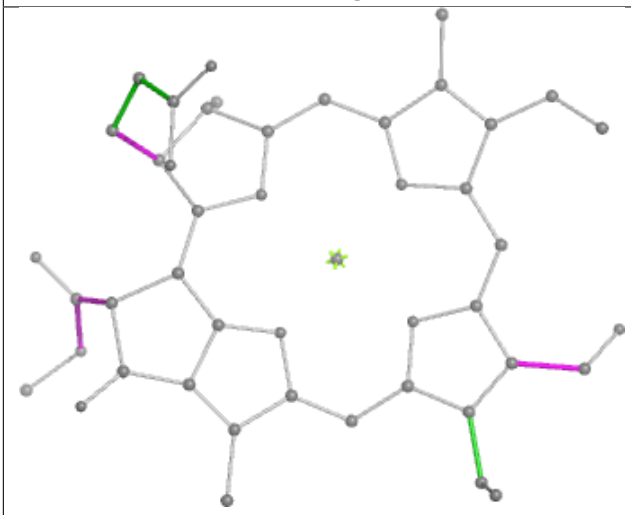

Torsions

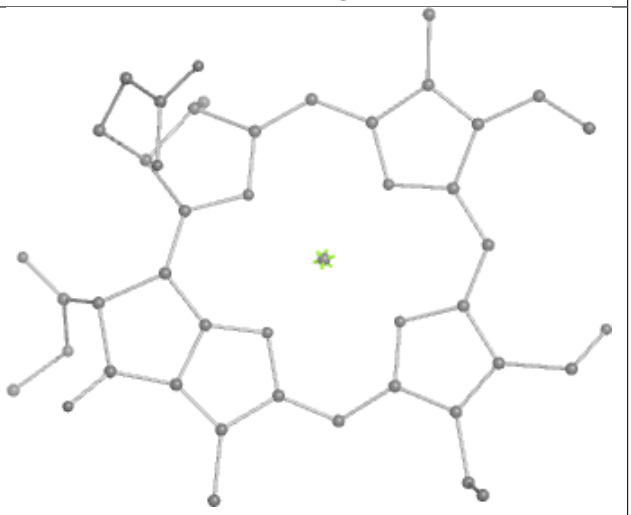

Rings

Ligand LHG 11 615

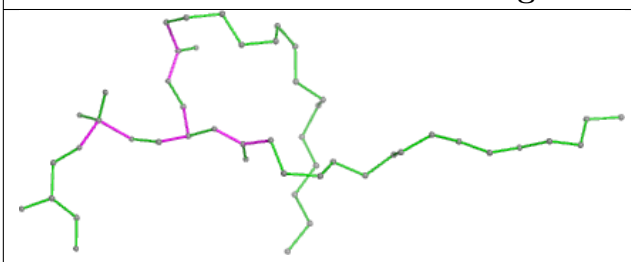

Bond lengths

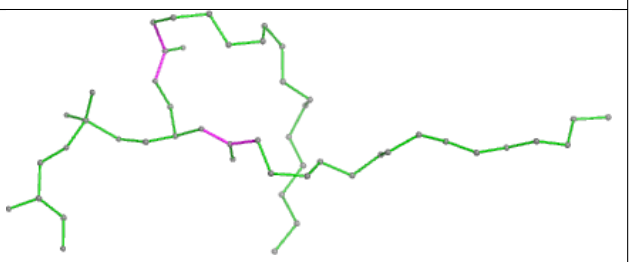

Bond angles

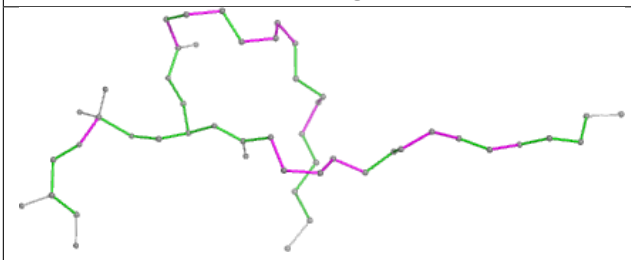

Torsions

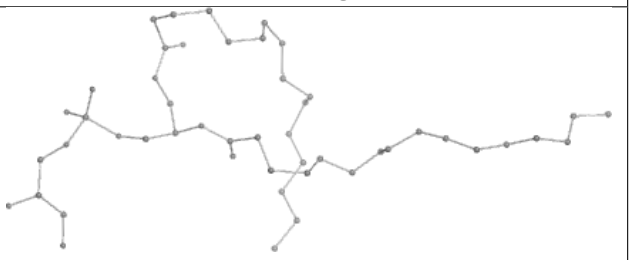

Rings

Ligand LUT S 619

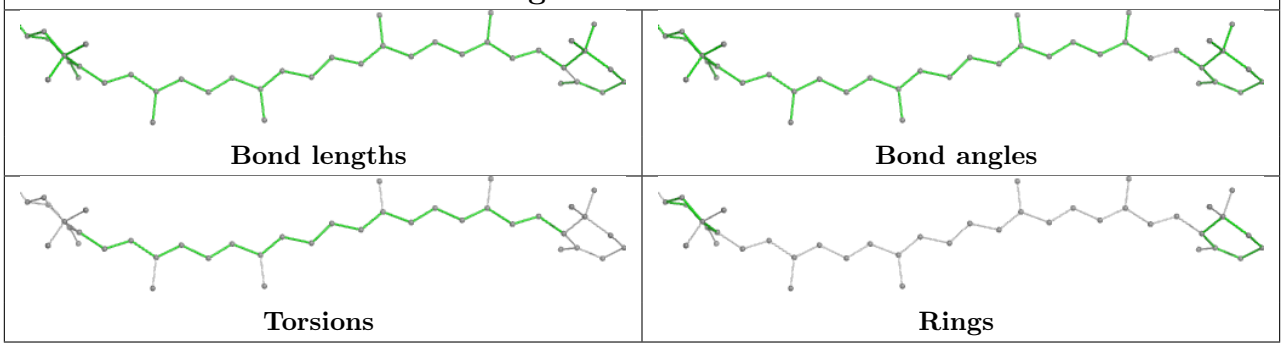

Ligand DGD C 519

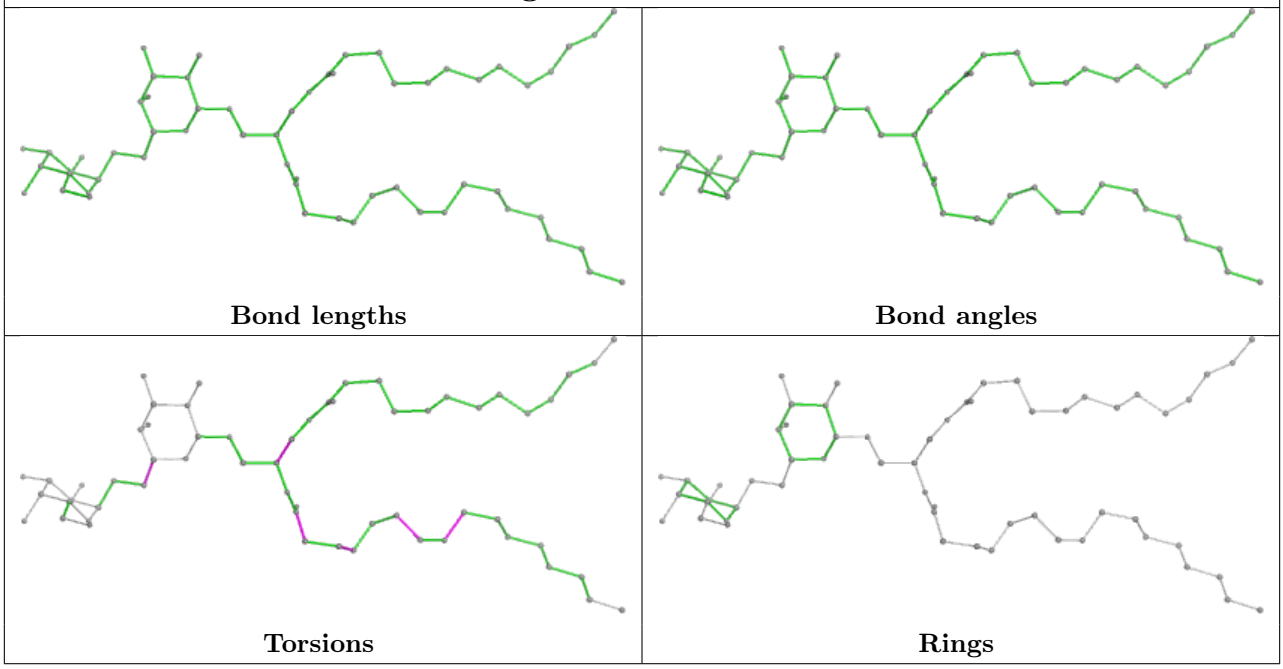

Ligand STE b 622

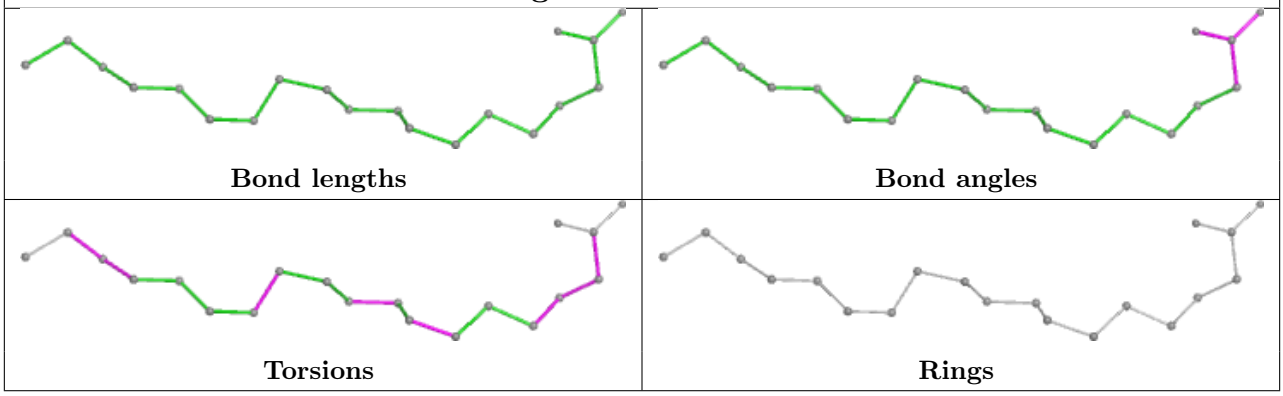

Ligand CLA R 601

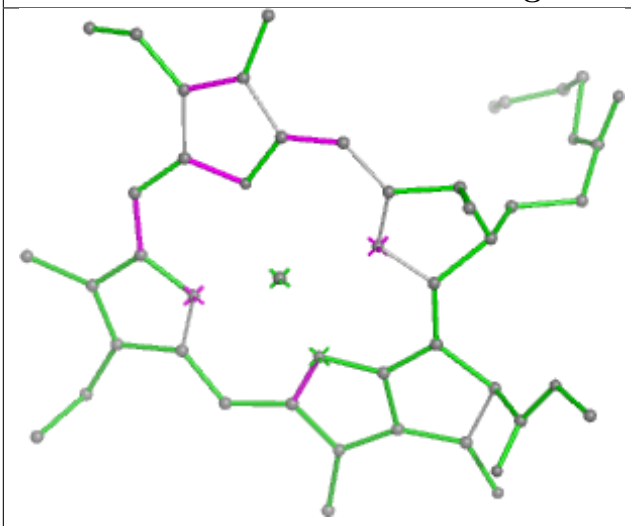

Bond lengths

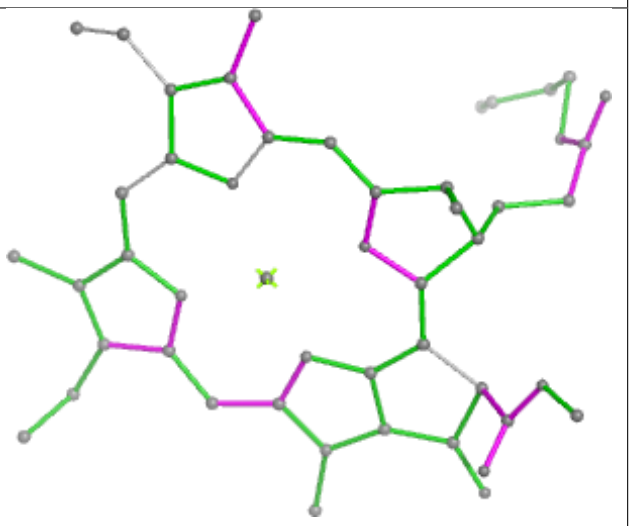

Bond angles

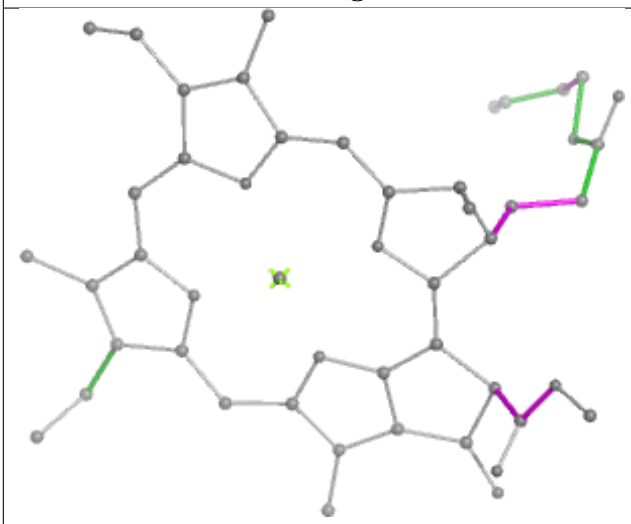

Torsions

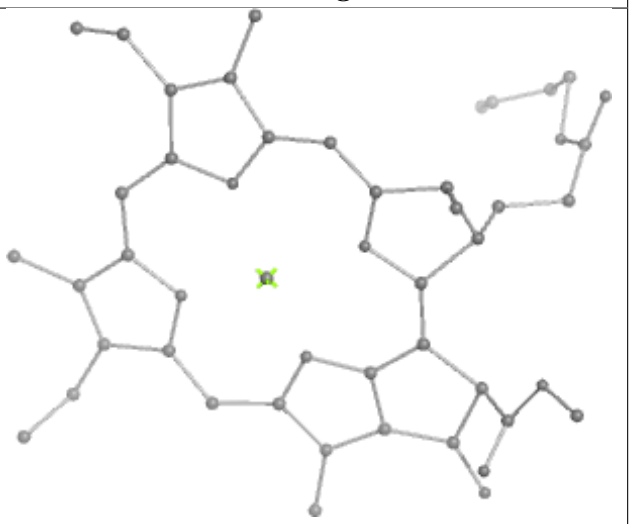

Rings

Ligand LUT n 618

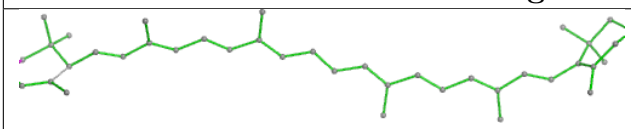

Bond lengths

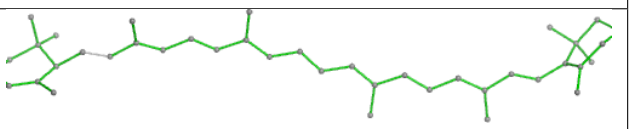

Bond angles

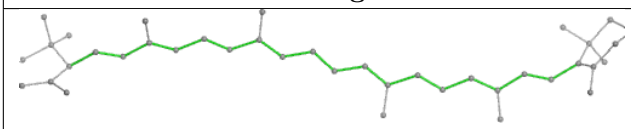

Torsions

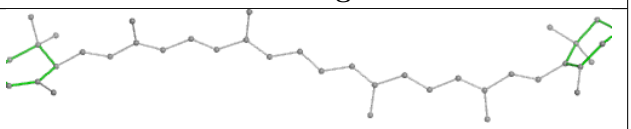

Rings

Ligand LUT 3 619	
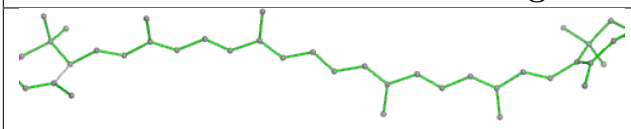 Bond lengths	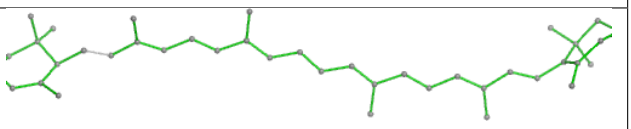 Bond angles
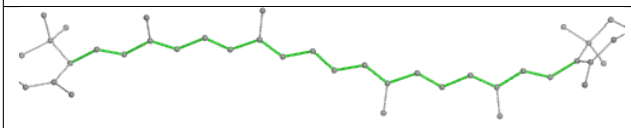 Torsions	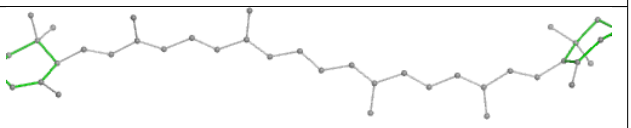 Rings

Ligand CHL 15 605	
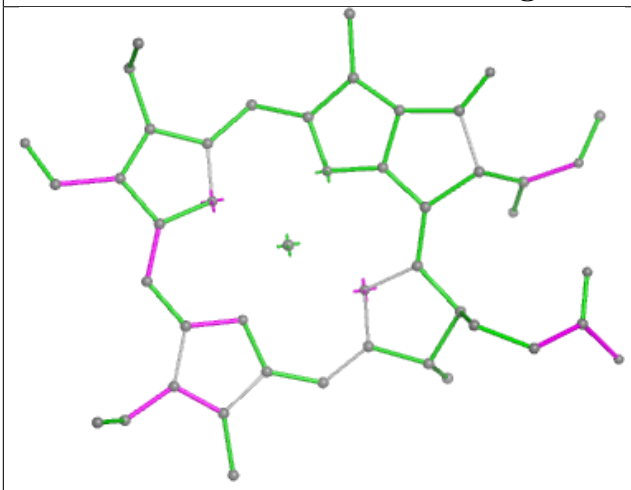 Bond lengths	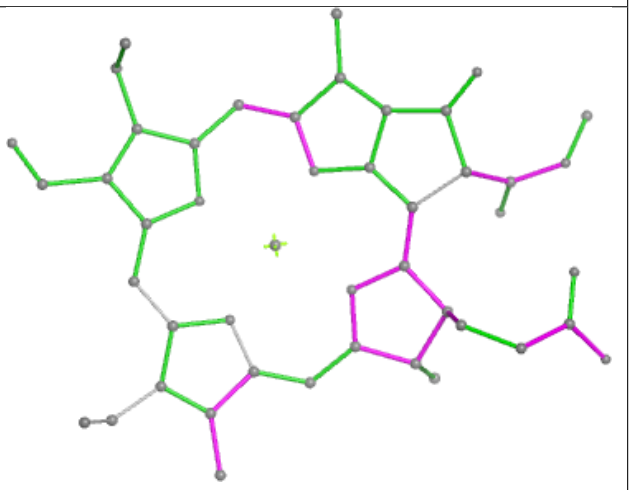 Bond angles
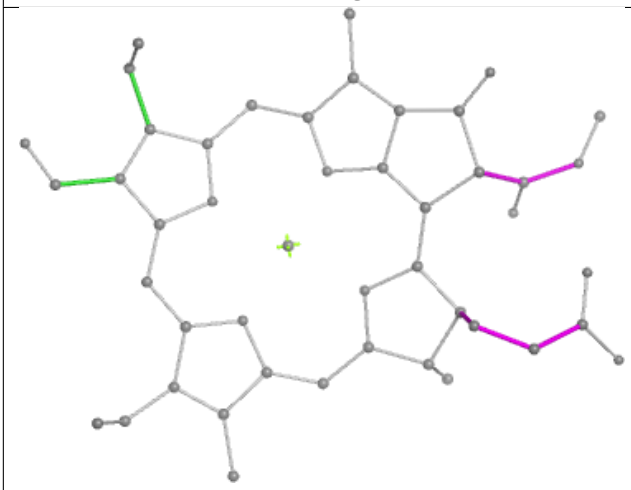 Torsions	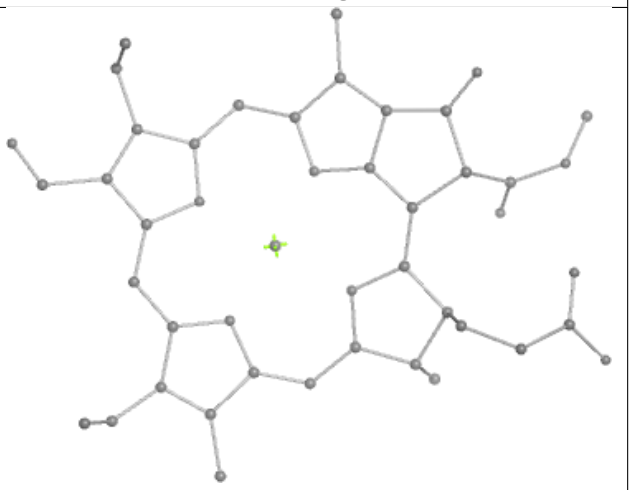 Rings

Ligand NEX 5 616

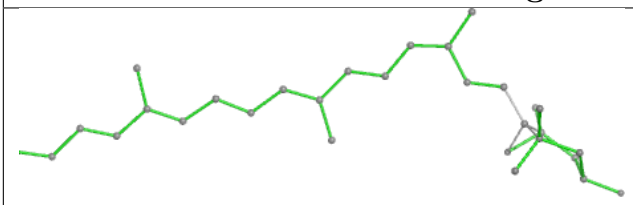

Bond lengths

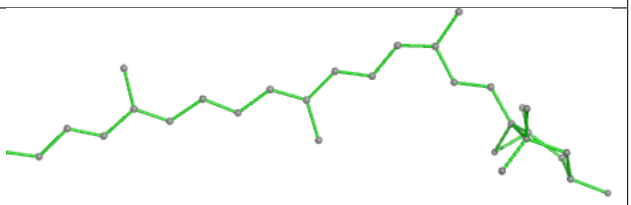

Bond angles

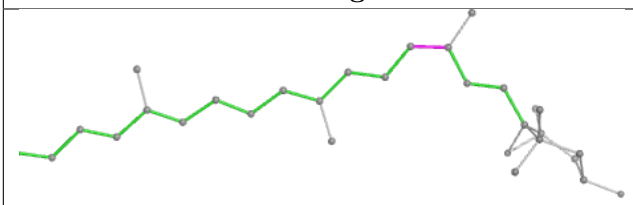

Torsions

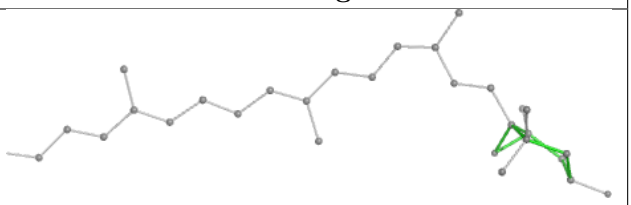

Rings

Ligand CLA N 611

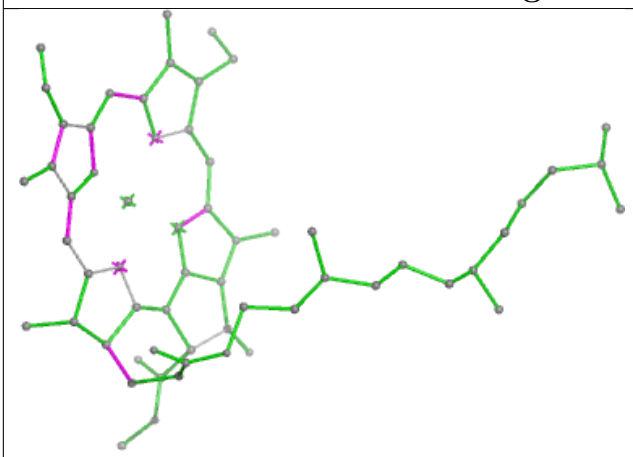

Bond lengths

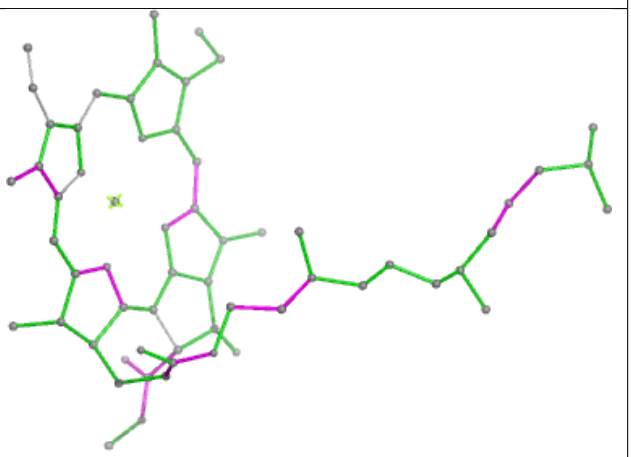

Bond angles

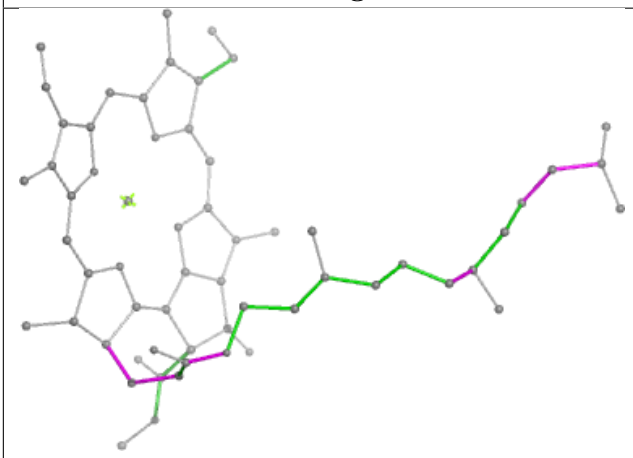

Torsions

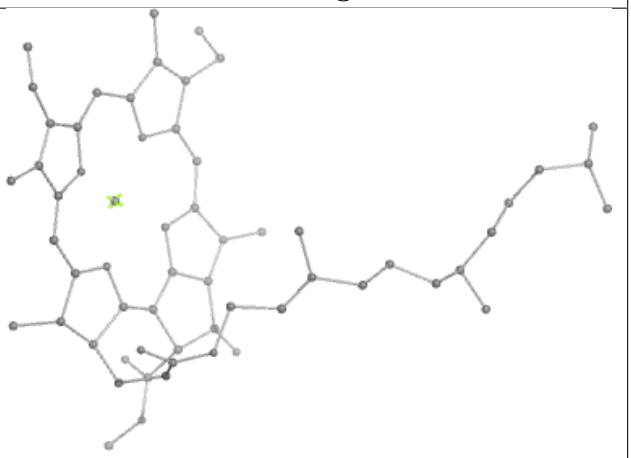

Rings

Ligand CHL 11 601	
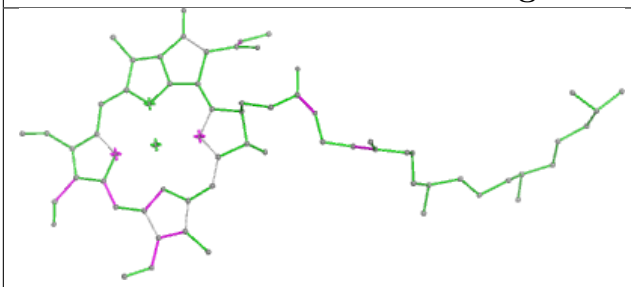 Bond lengths	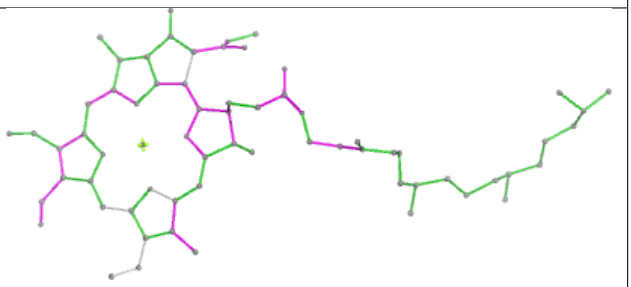 Bond angles
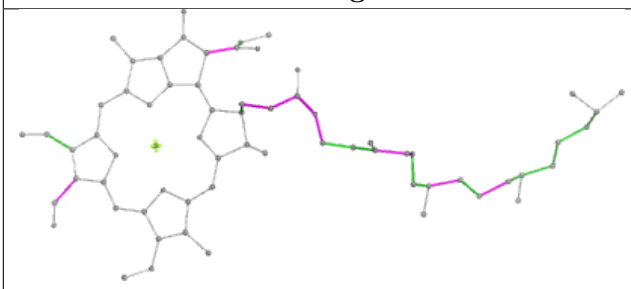 Torsions	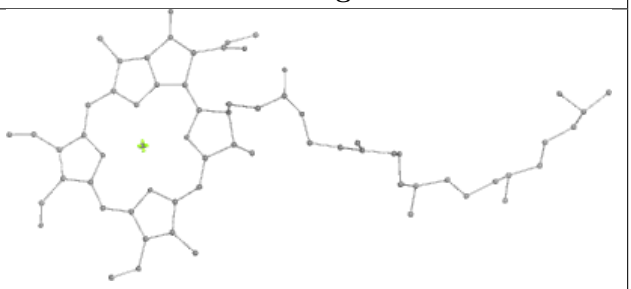 Rings

Ligand CLA b 616

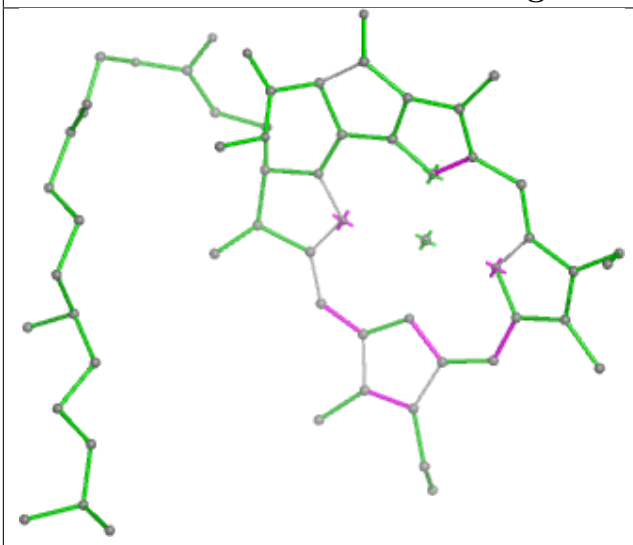

Bond lengths

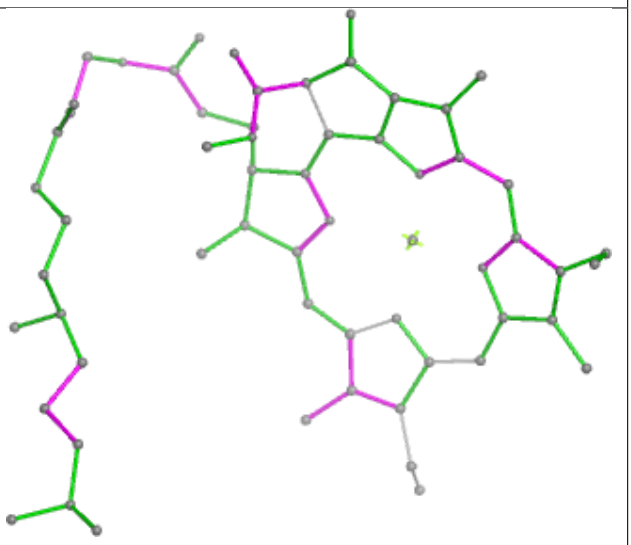

Bond angles

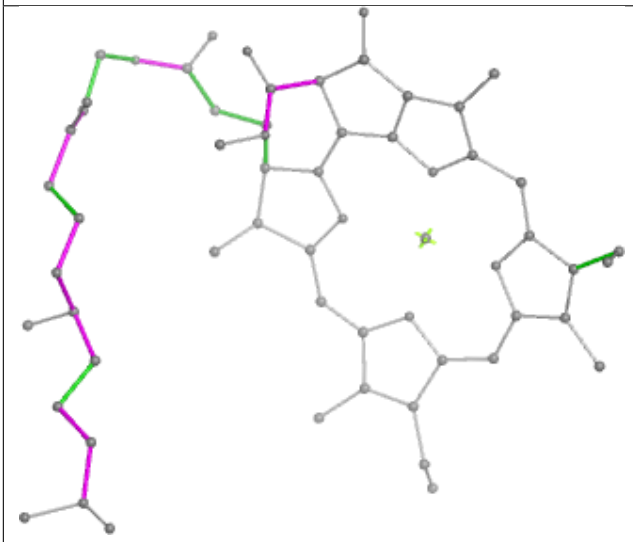

Torsions

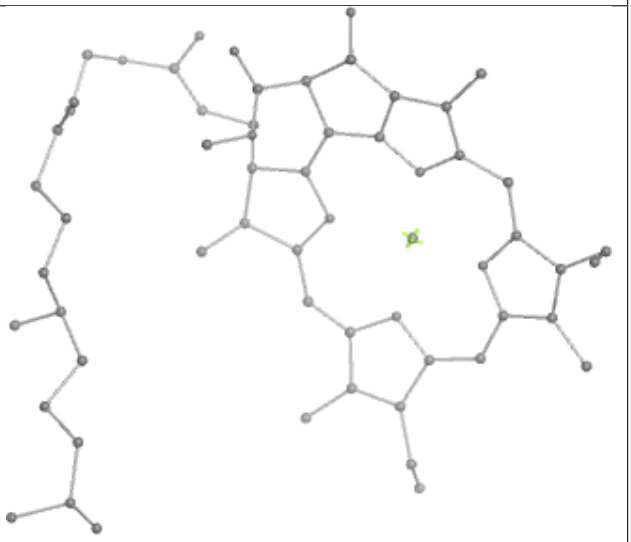

Rings

Ligand XAT 6 620

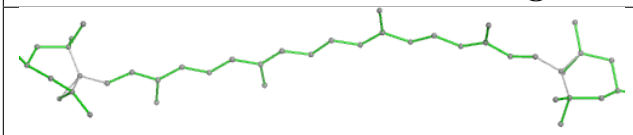

Bond lengths

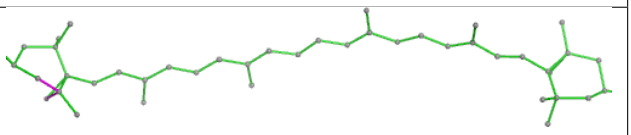

Bond angles

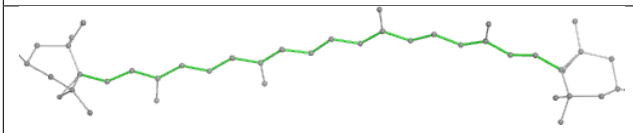

Torsions

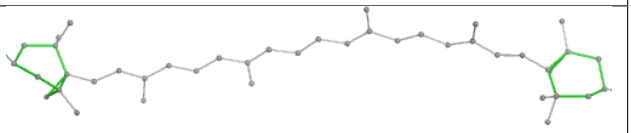

Rings

Ligand LMG K 102

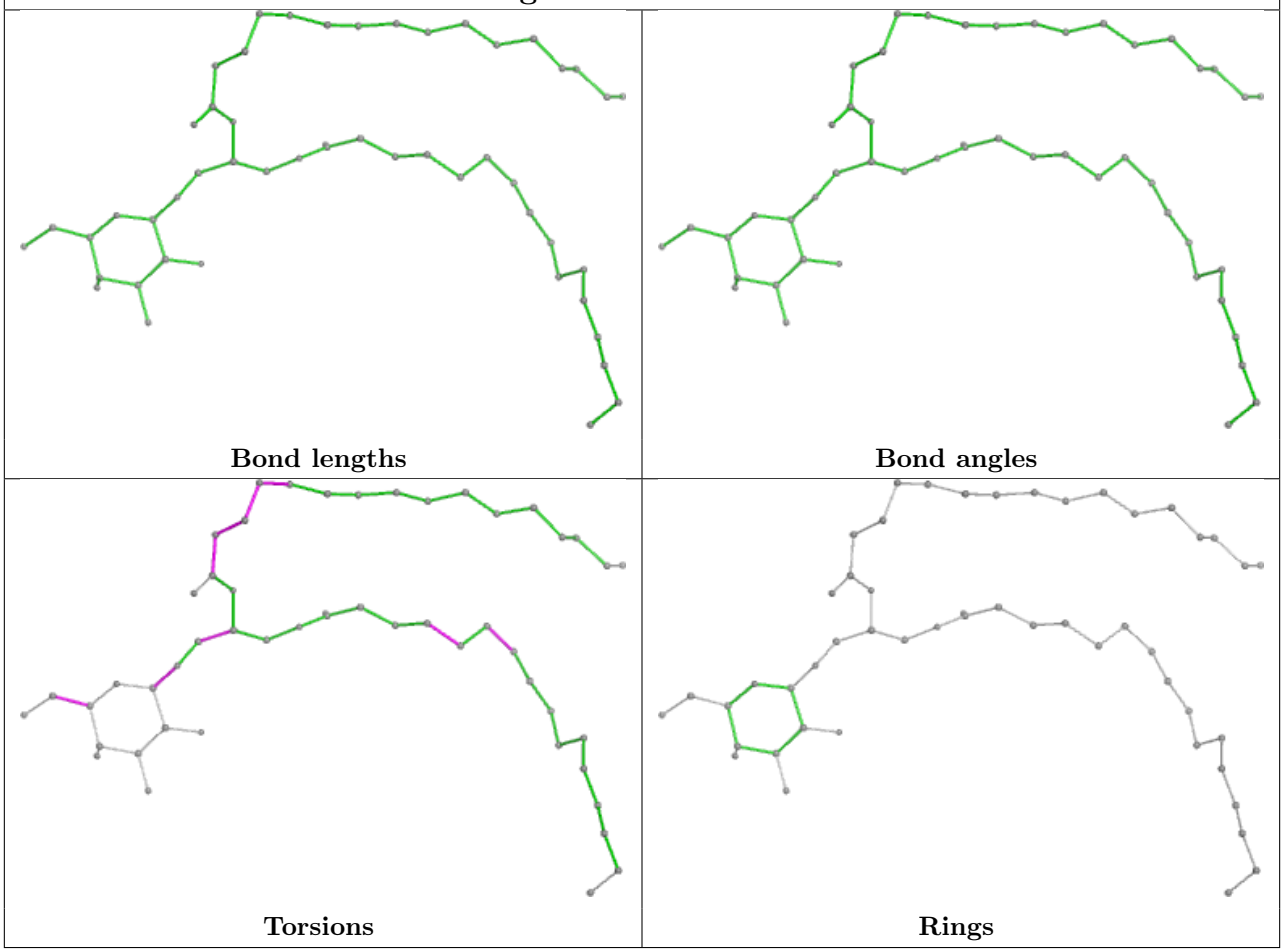

Ligand LHG r 621

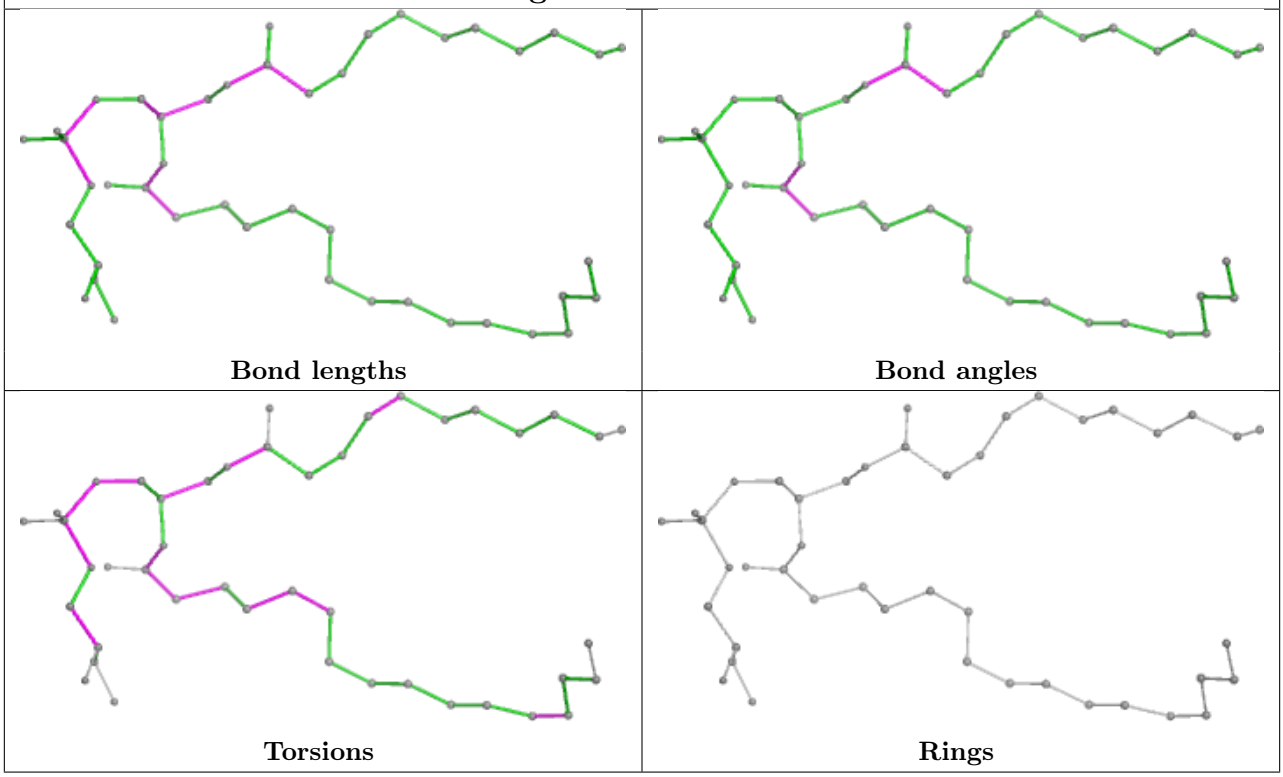

Ligand LMG D 410	
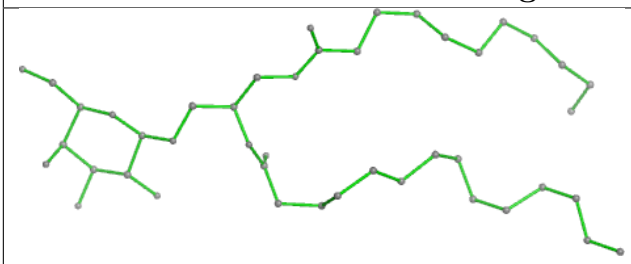 Bond lengths	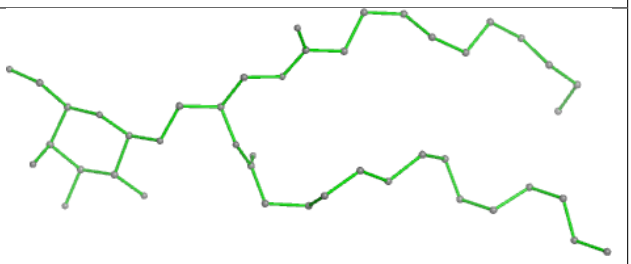 Bond angles
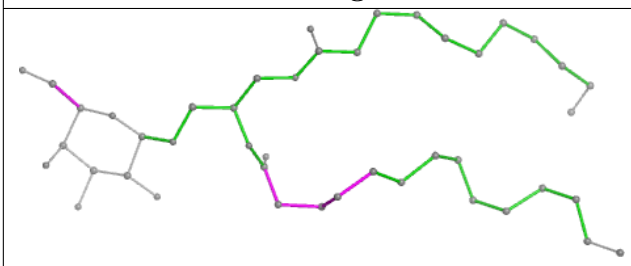 Torsions	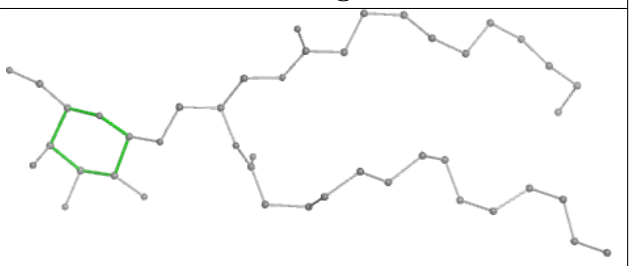 Rings

Ligand BCR b 618	
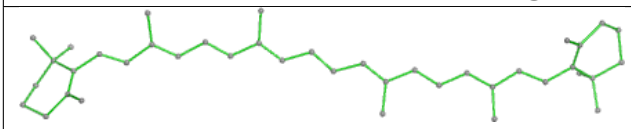 Bond lengths	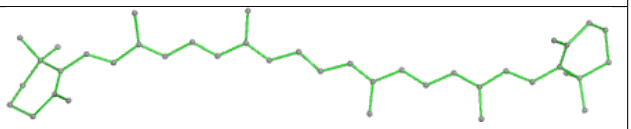 Bond angles
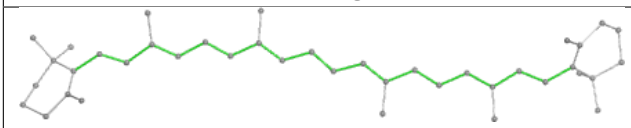 Torsions	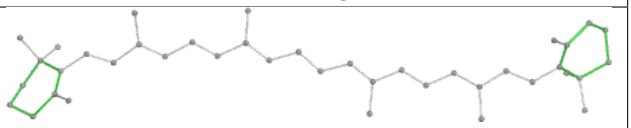 Rings

Ligand CLA 13 613

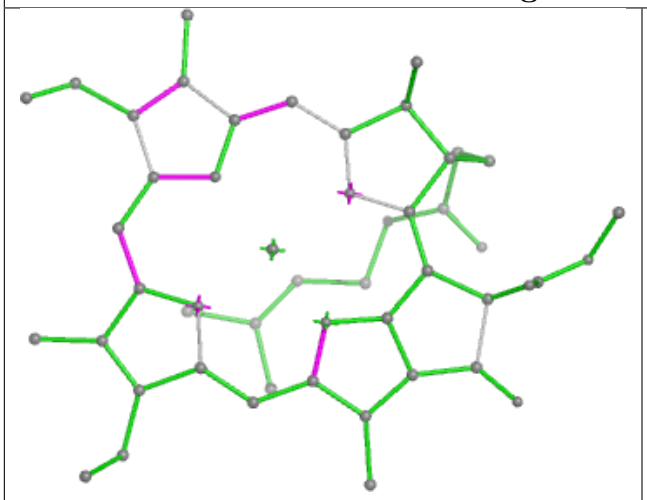

Bond lengths

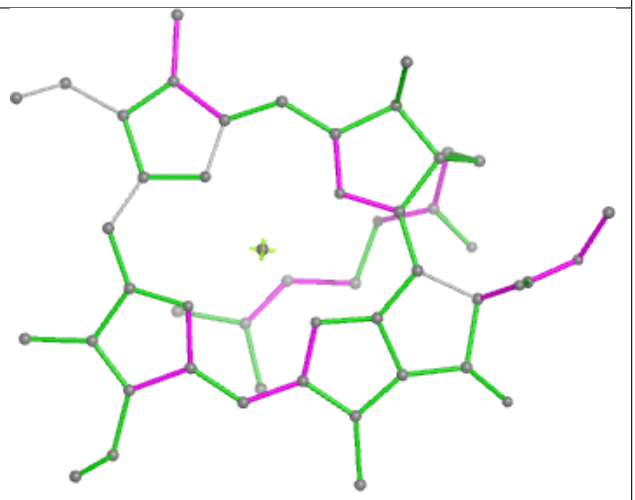

Bond angles

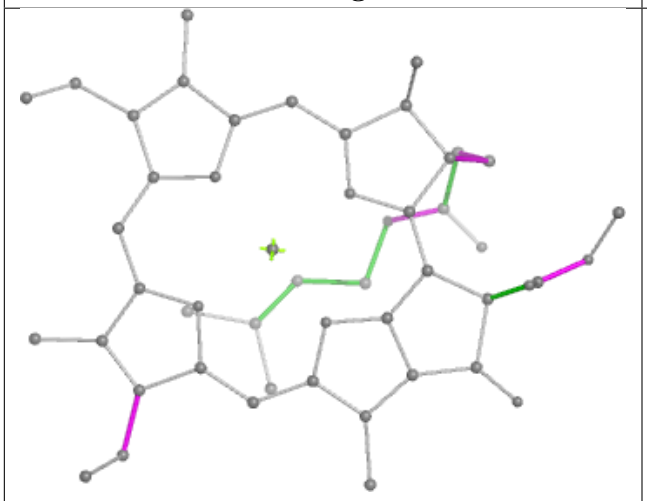

Torsions

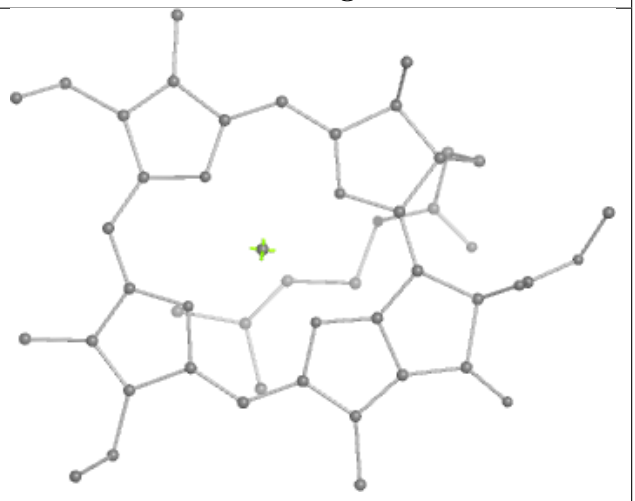

Rings

Ligand NEX 12 616

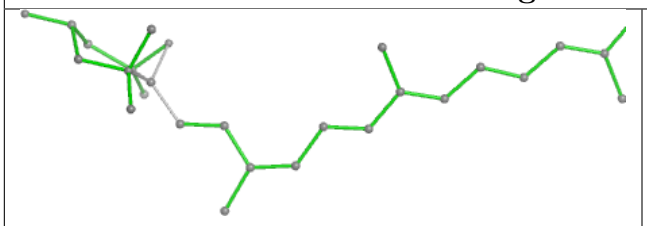

Bond lengths

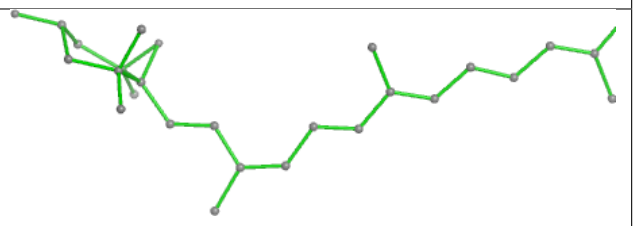

Bond angles

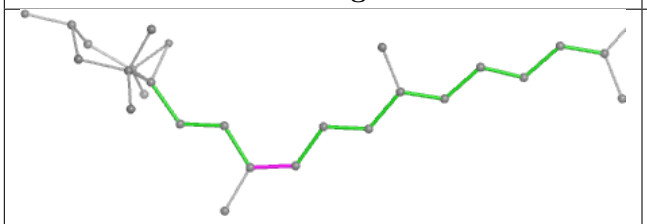

Torsions

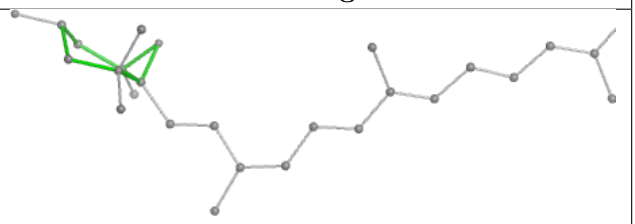

Rings

Ligand CHL 11 608

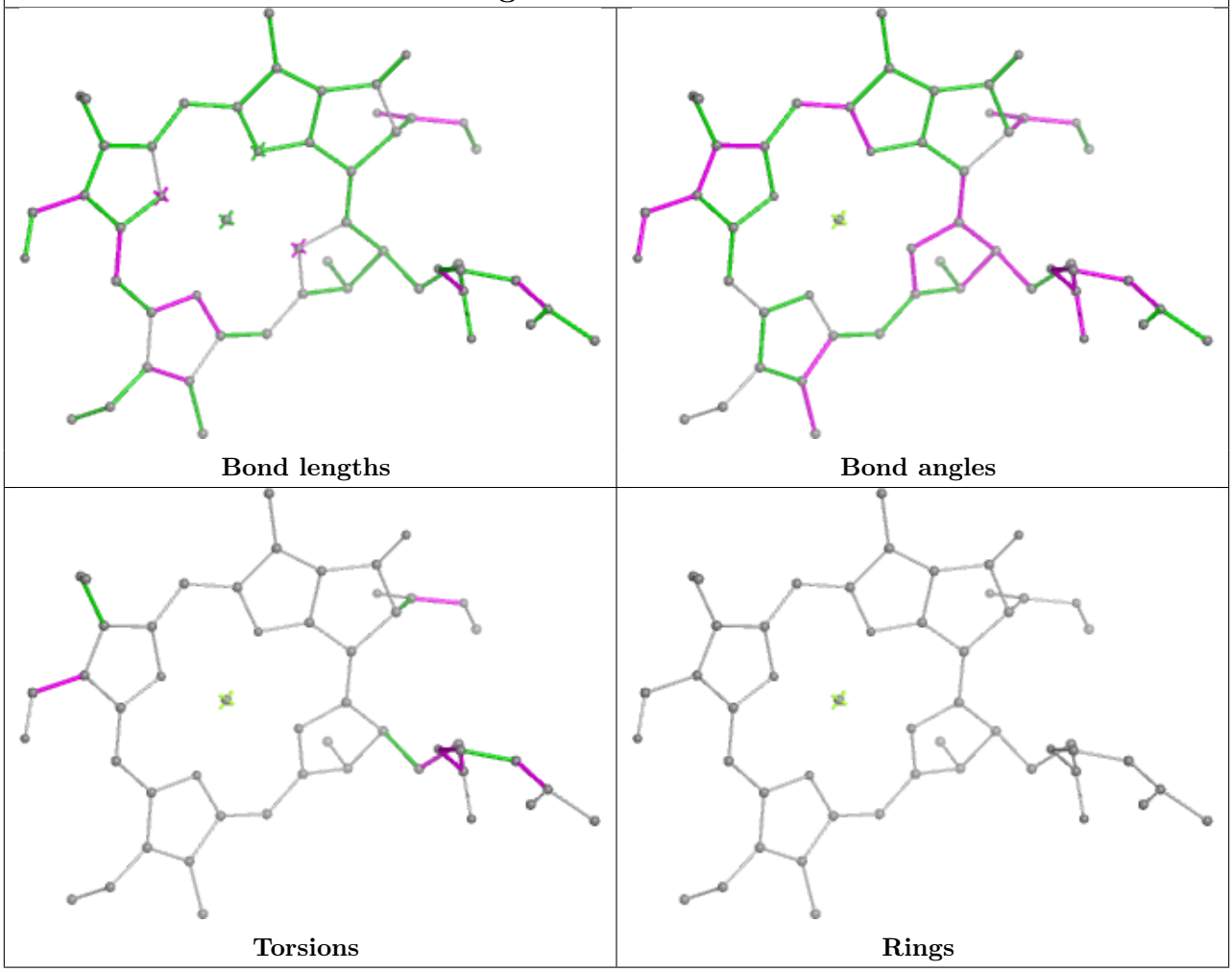

Ligand CLA r 609

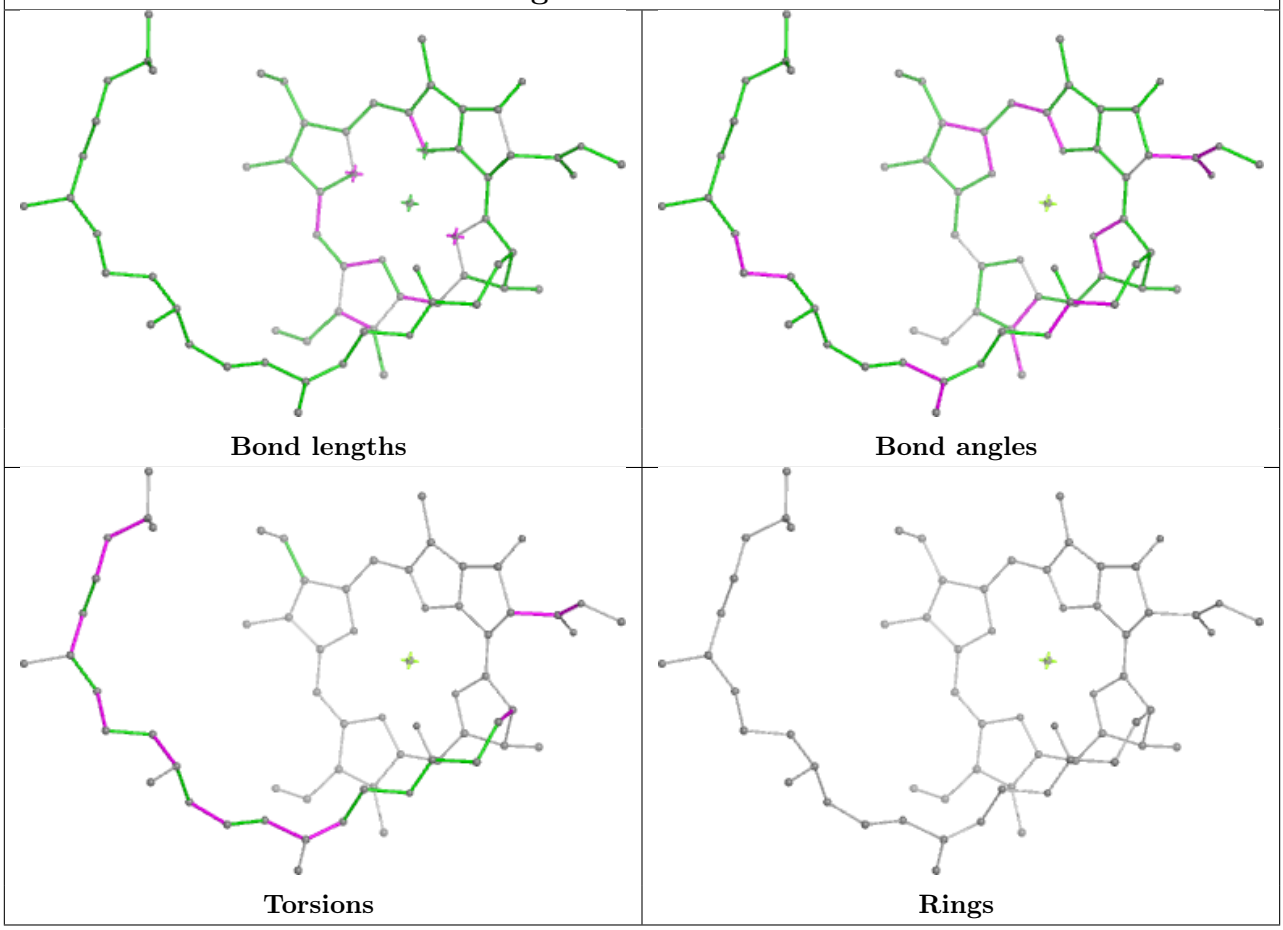

Ligand CLA g 610	
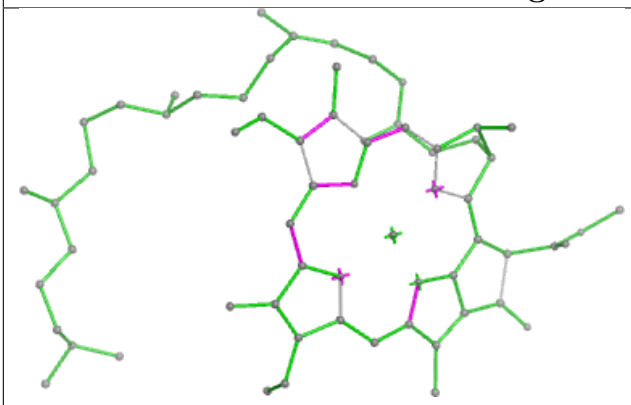 Bond lengths	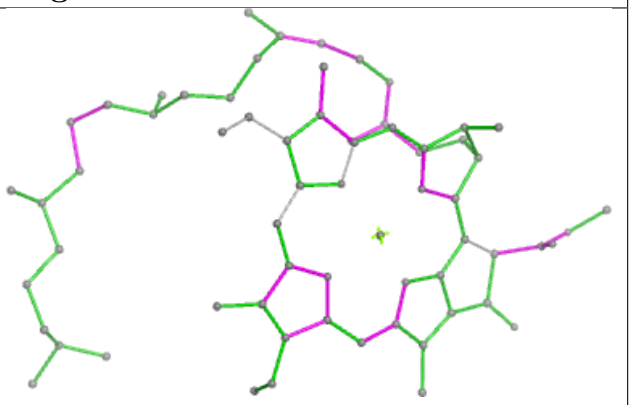 Bond angles
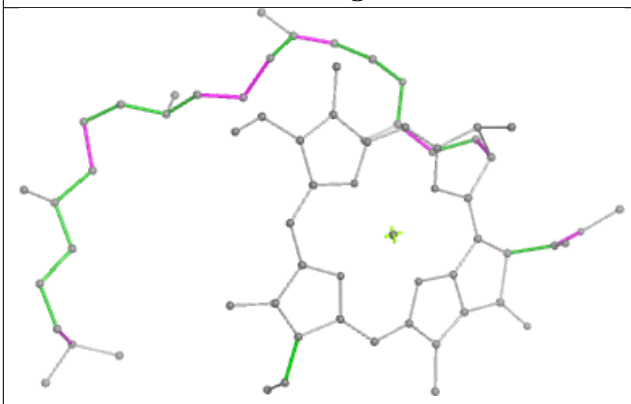 Torsions	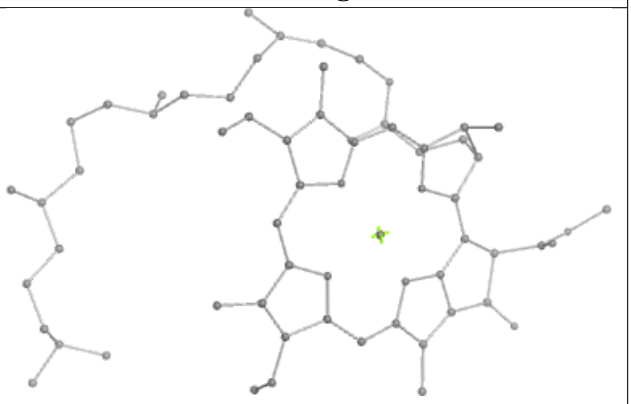 Rings

Ligand LUT R 615	
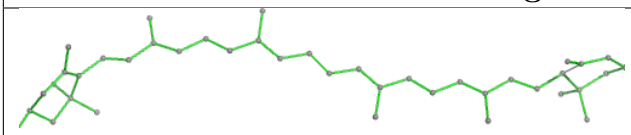 Bond lengths	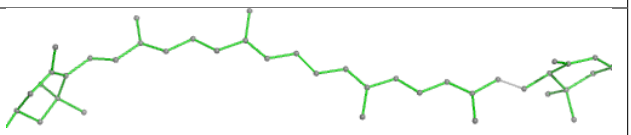 Bond angles
 Torsions	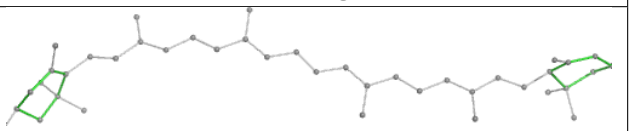 Rings

Ligand CHL g 606

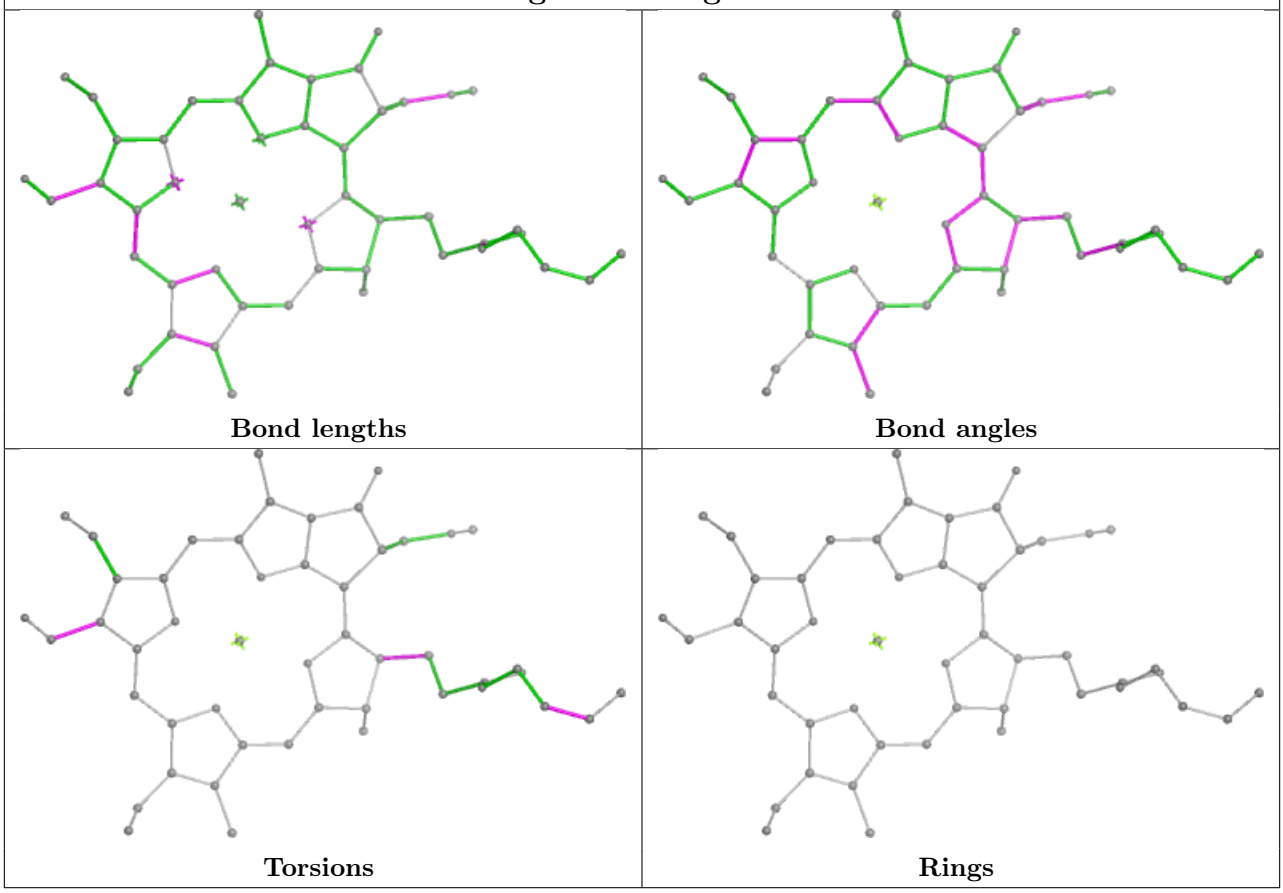

Ligand LMG d 415

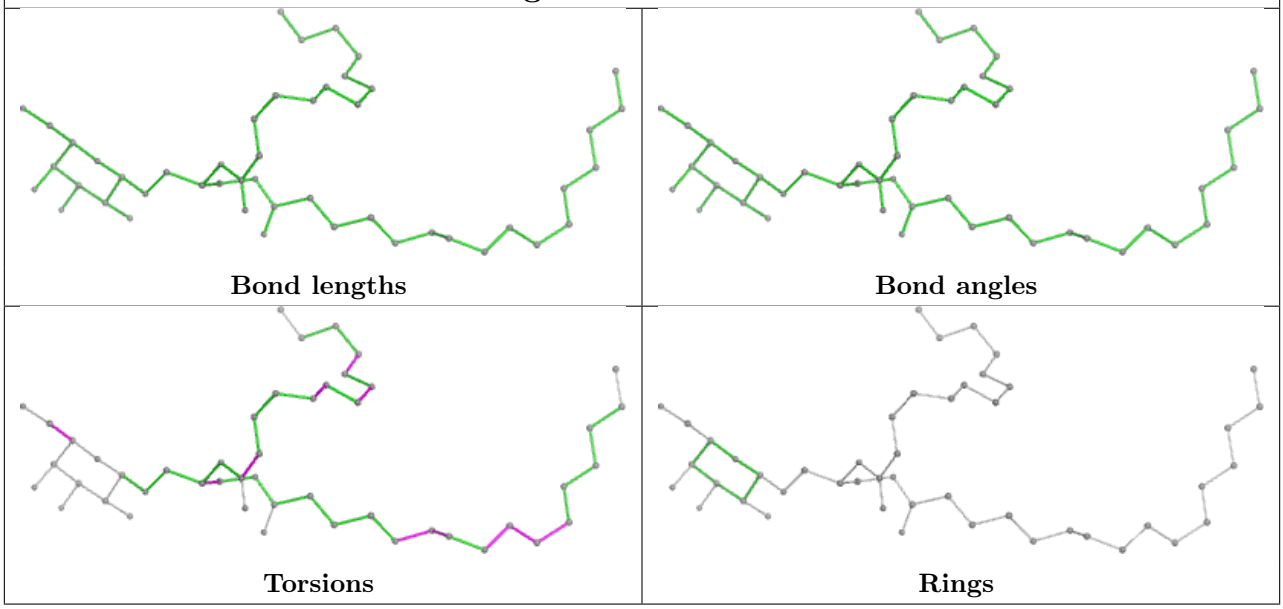

Ligand CHL 16 601

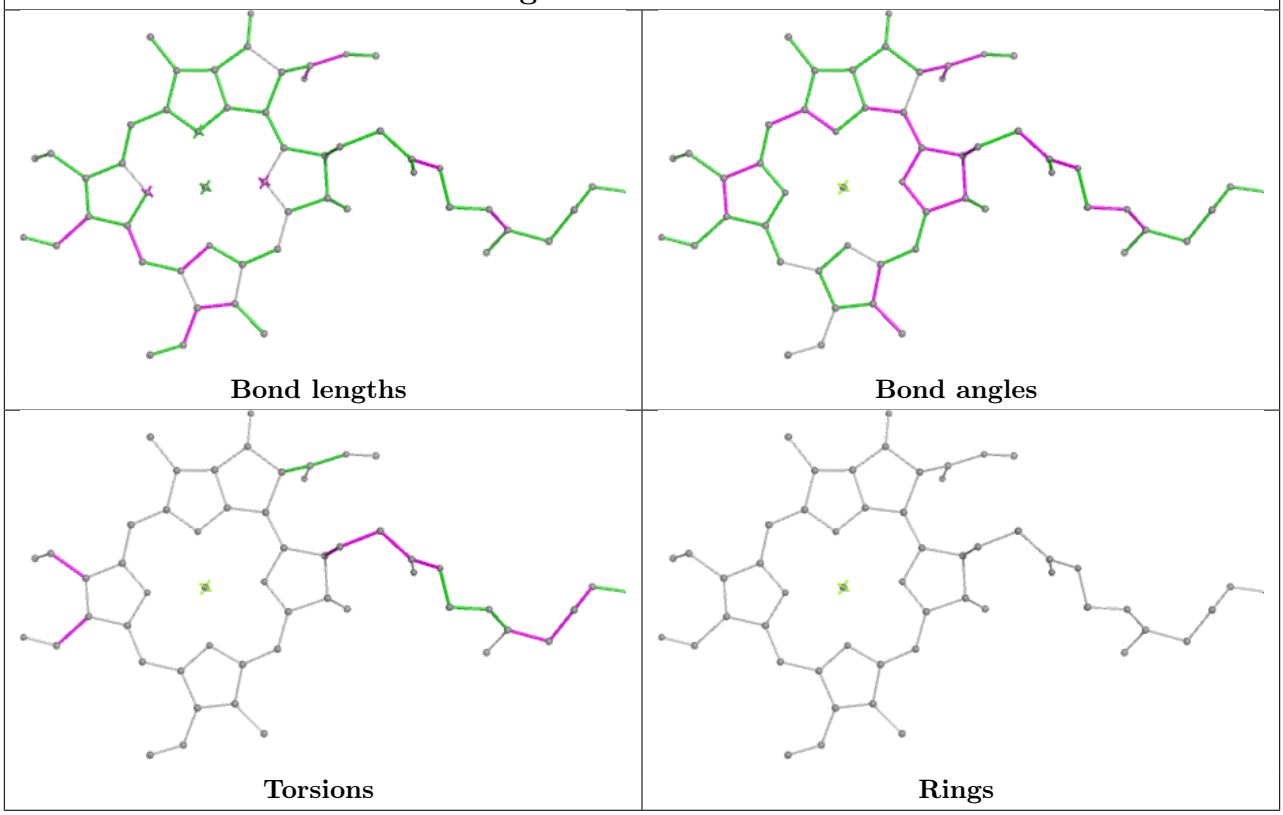

Ligand CLA R 608

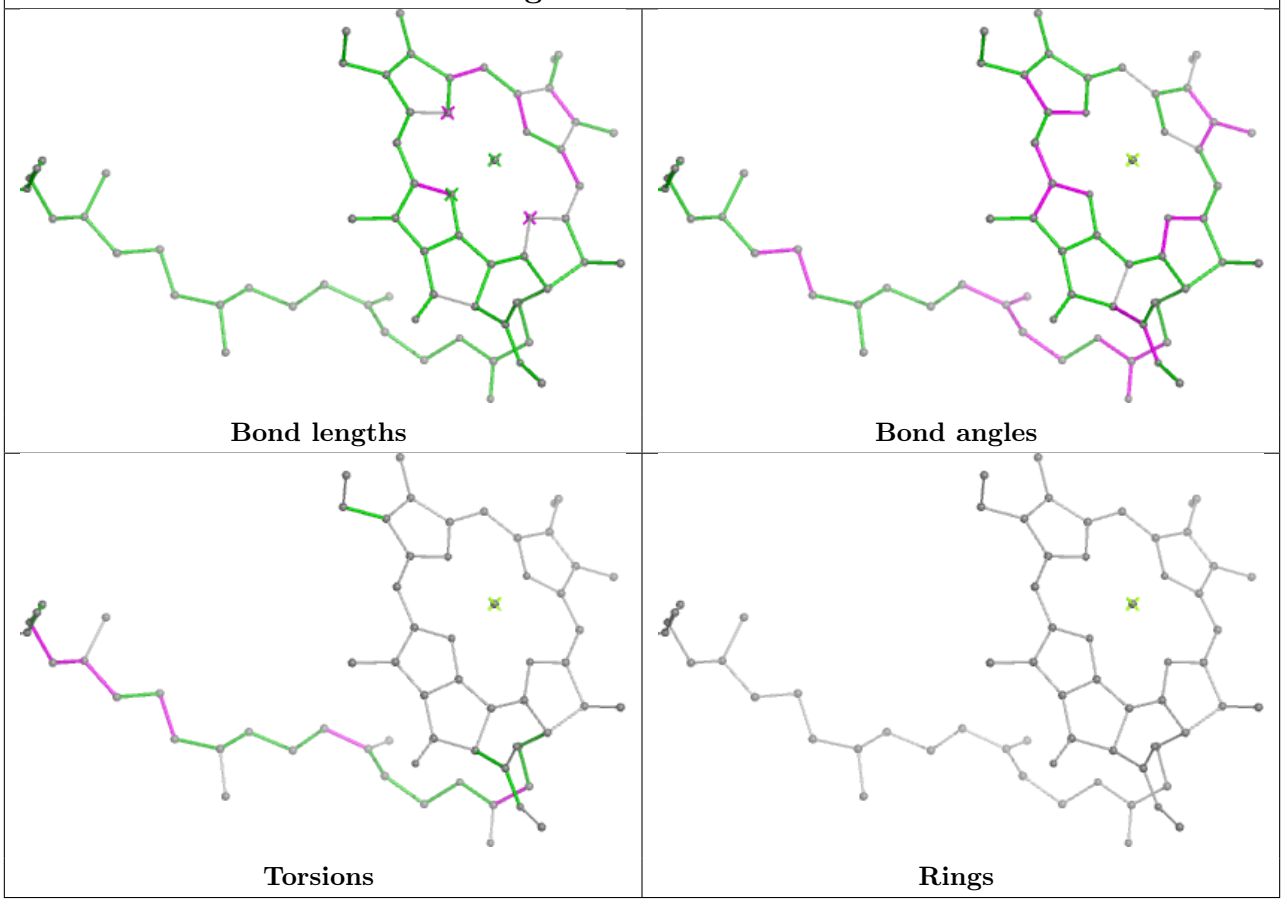

Ligand 3PH B 624	
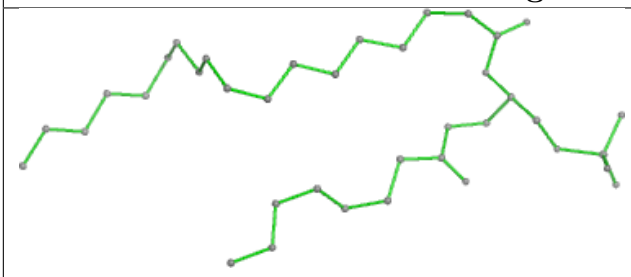 Bond lengths	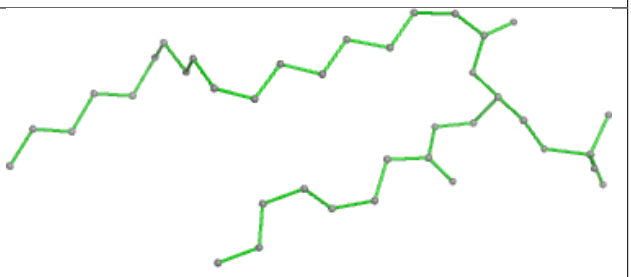 Bond angles
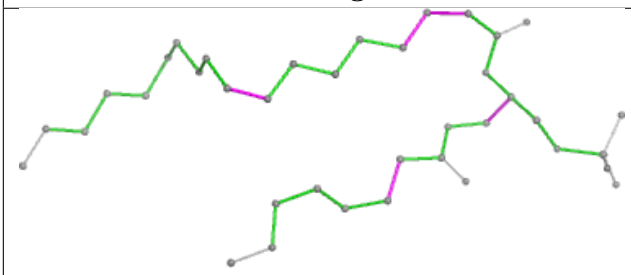 Torsions	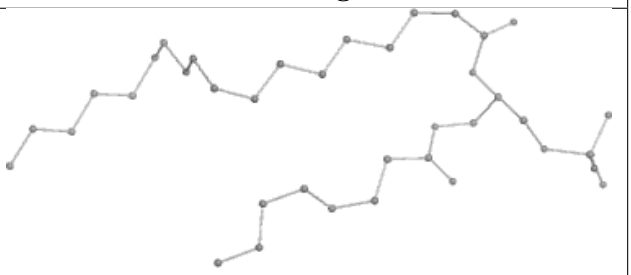 Rings

Ligand BCR b 619	
Bond lengths	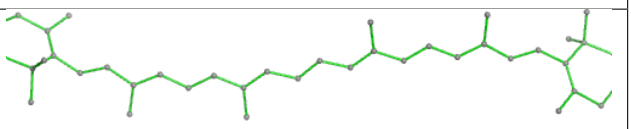 Bond angles
 Torsions	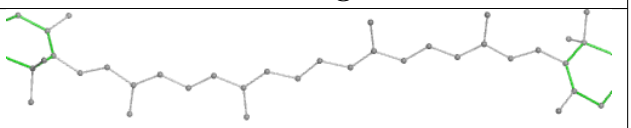 Rings

Ligand CLA S 611

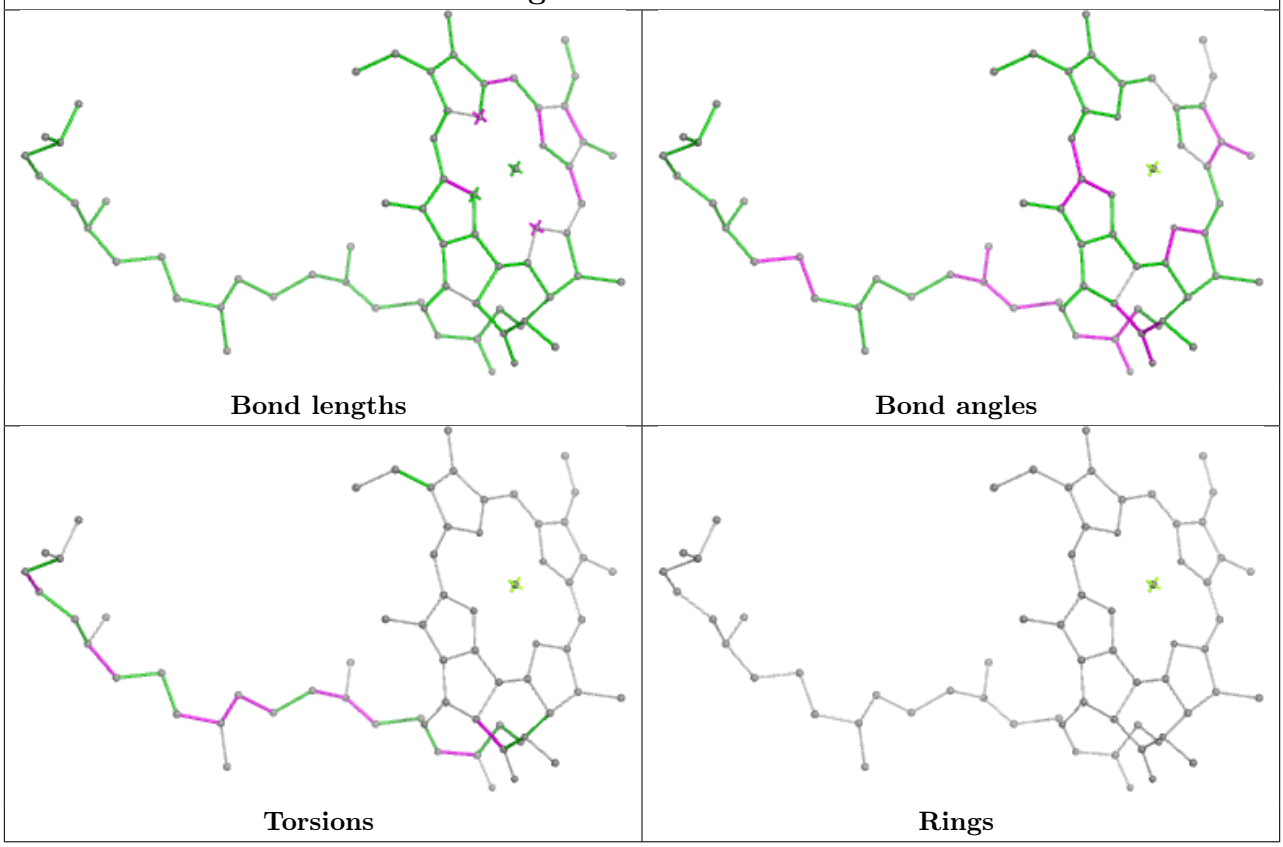

Ligand BCR h 102

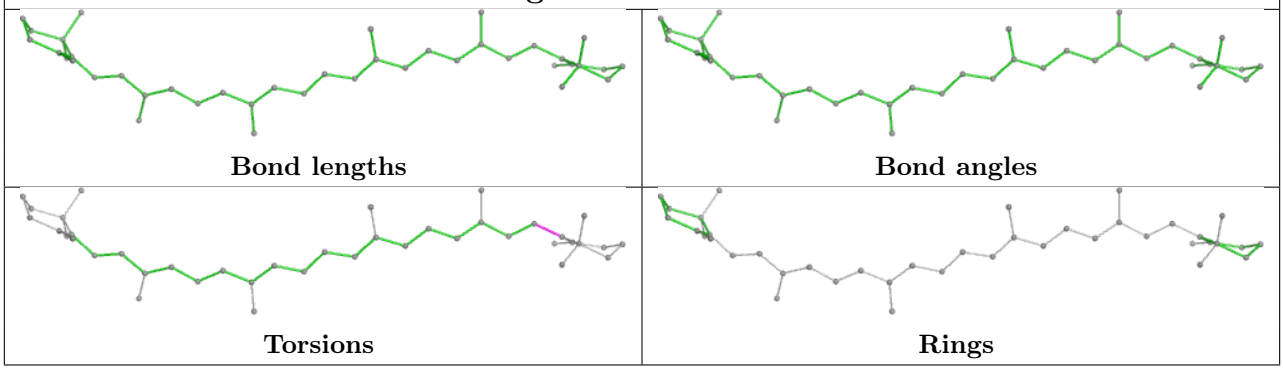

Ligand CLA r 614

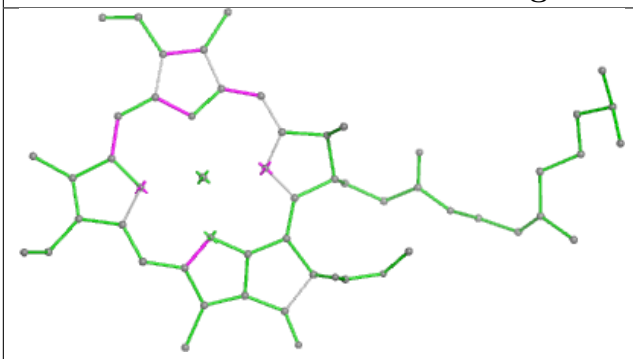

Bond lengths

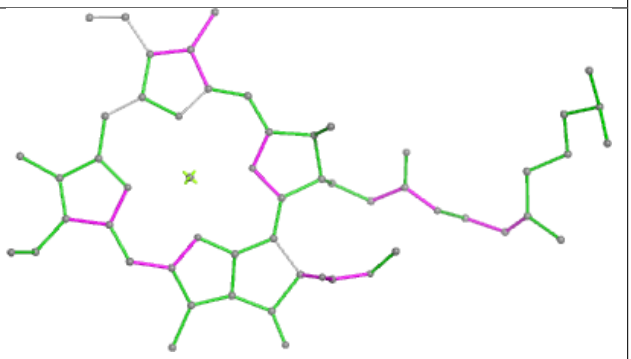

Bond angles

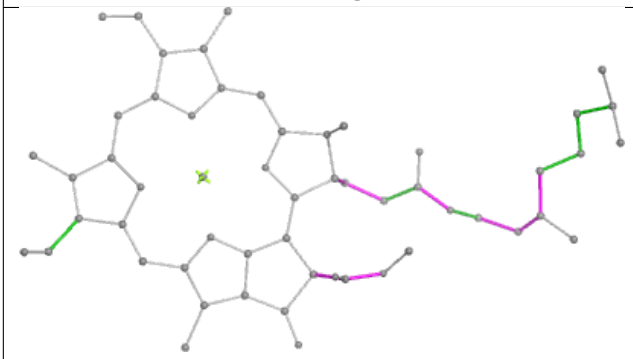

Torsions

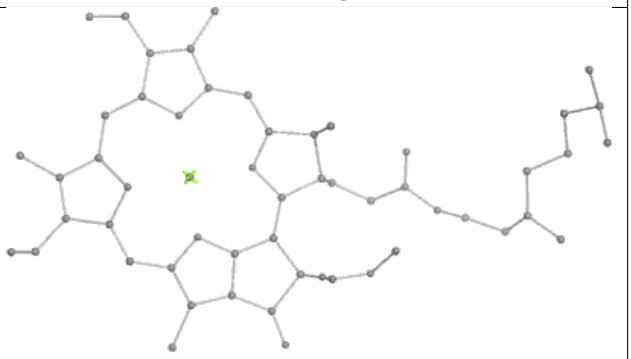

Rings

Ligand LUT 15 615



Bond lengths

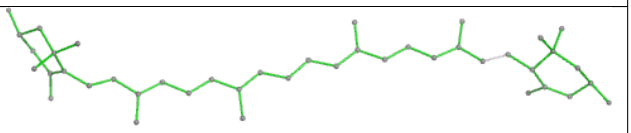

Bond angles

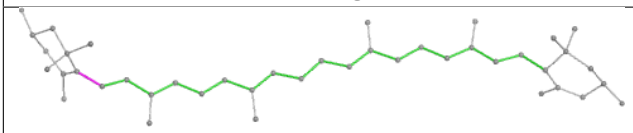

Torsions



Rings

Ligand CLA Y 603	
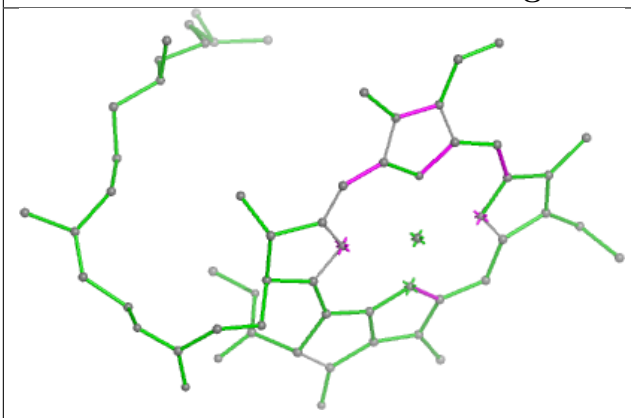 Bond lengths	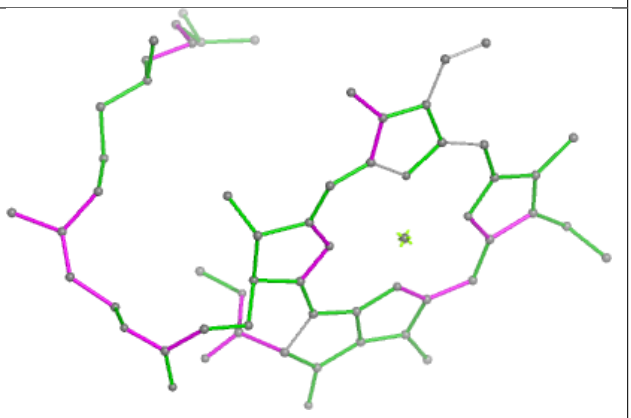 Bond angles
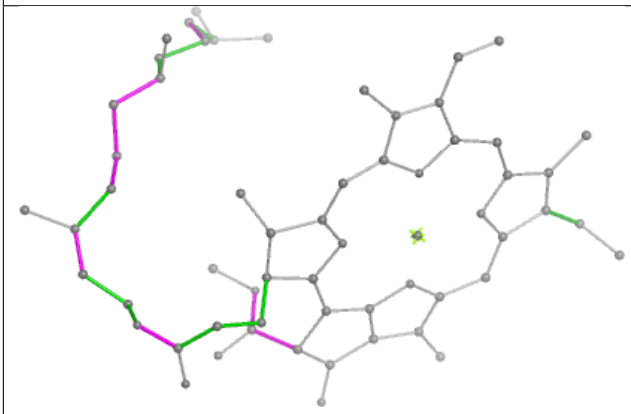 Torsions	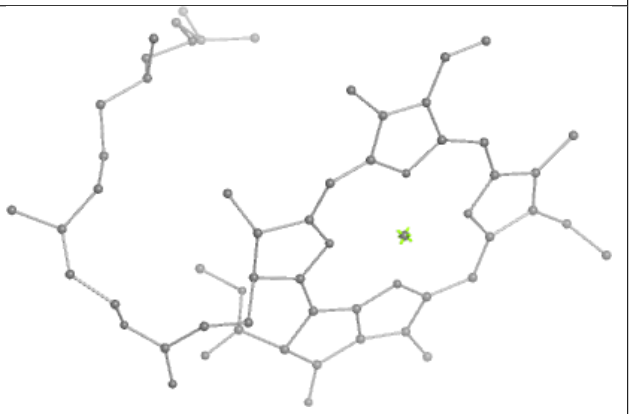 Rings

Ligand CLA 16 613

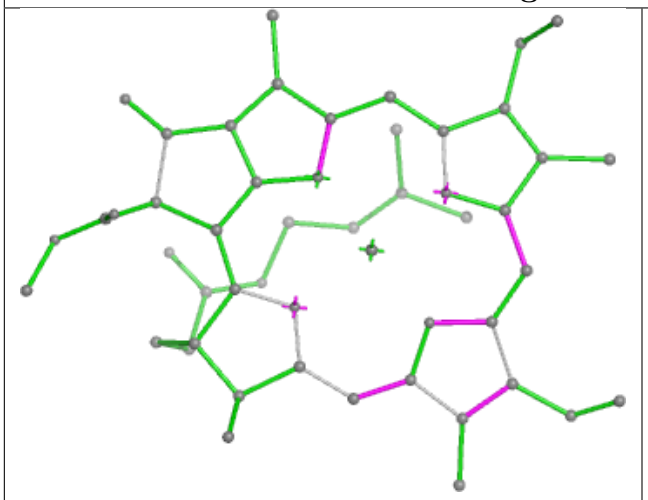

Bond lengths

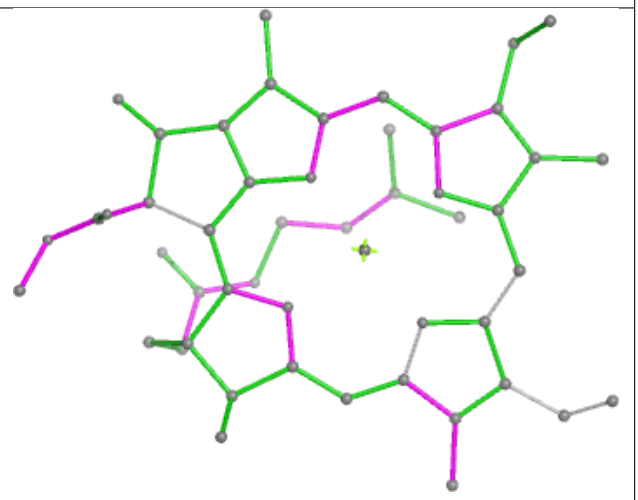

Bond angles

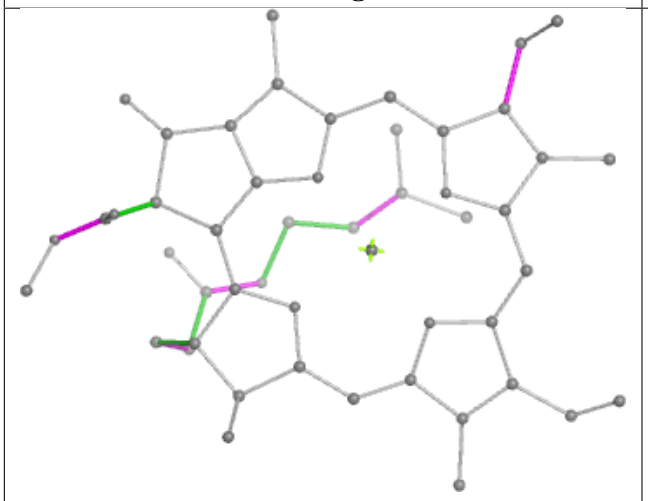

Torsions

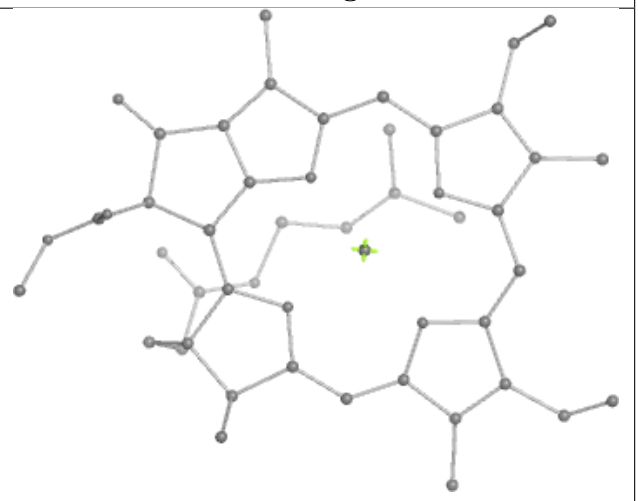

Rings

Ligand HEM f 101

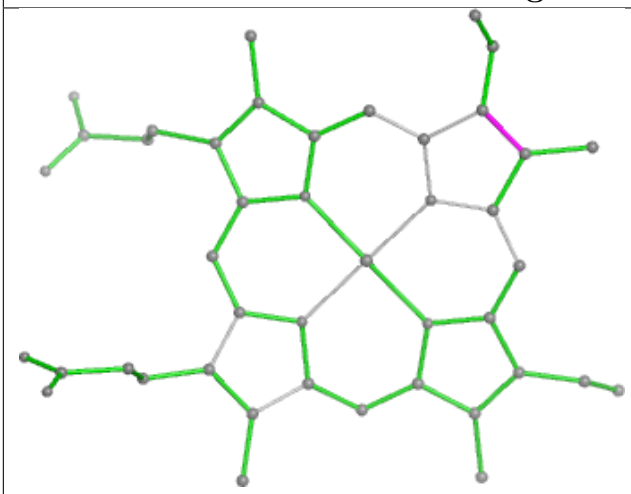

Bond lengths

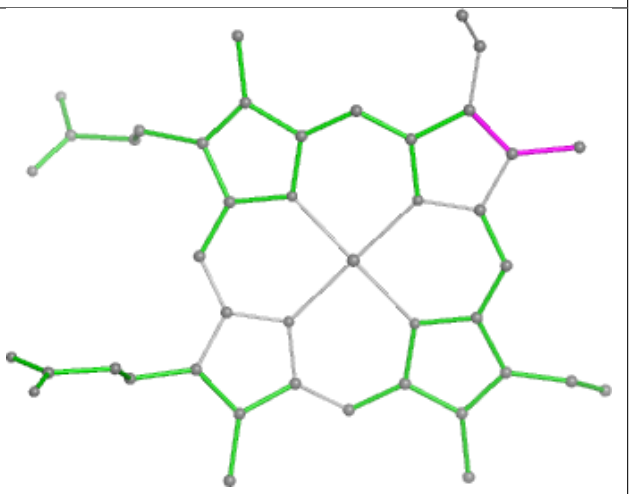

Bond angles

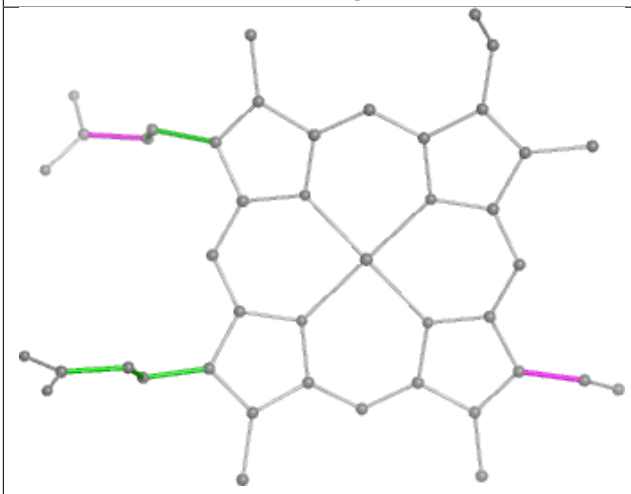

Torsions

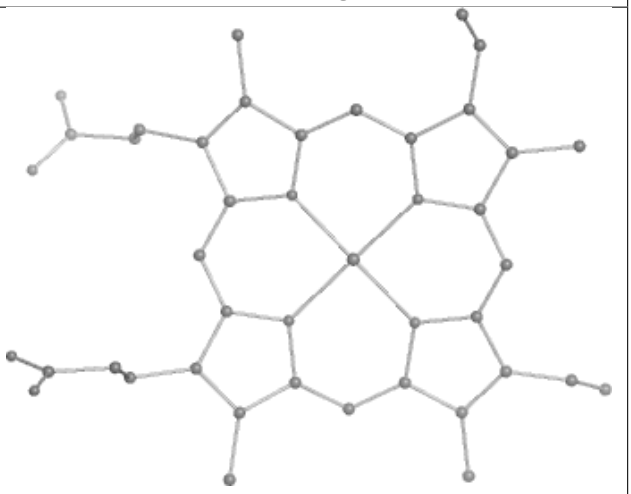

Rings

Ligand CHL 6 605

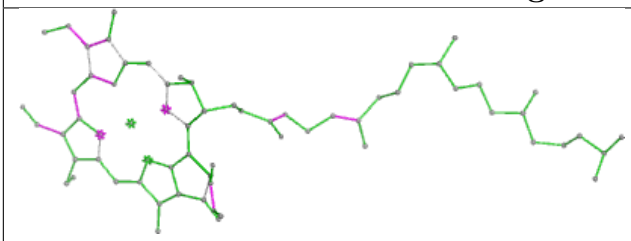

Bond lengths

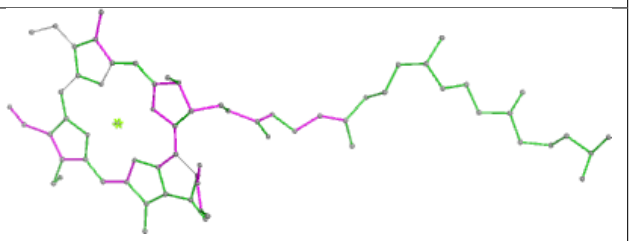

Bond angles

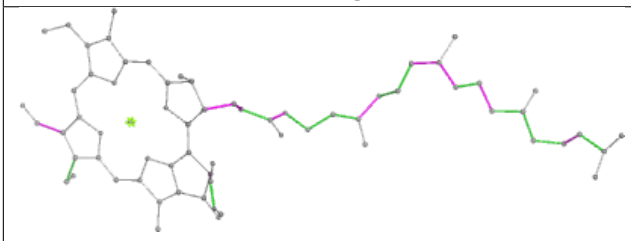

Torsions

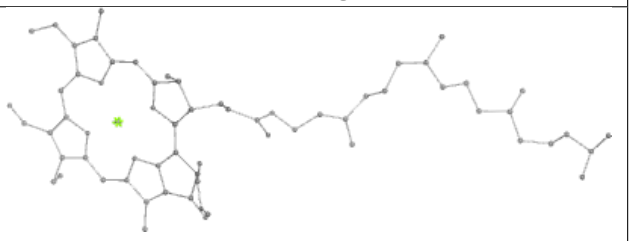

Rings

Ligand CLA G 610

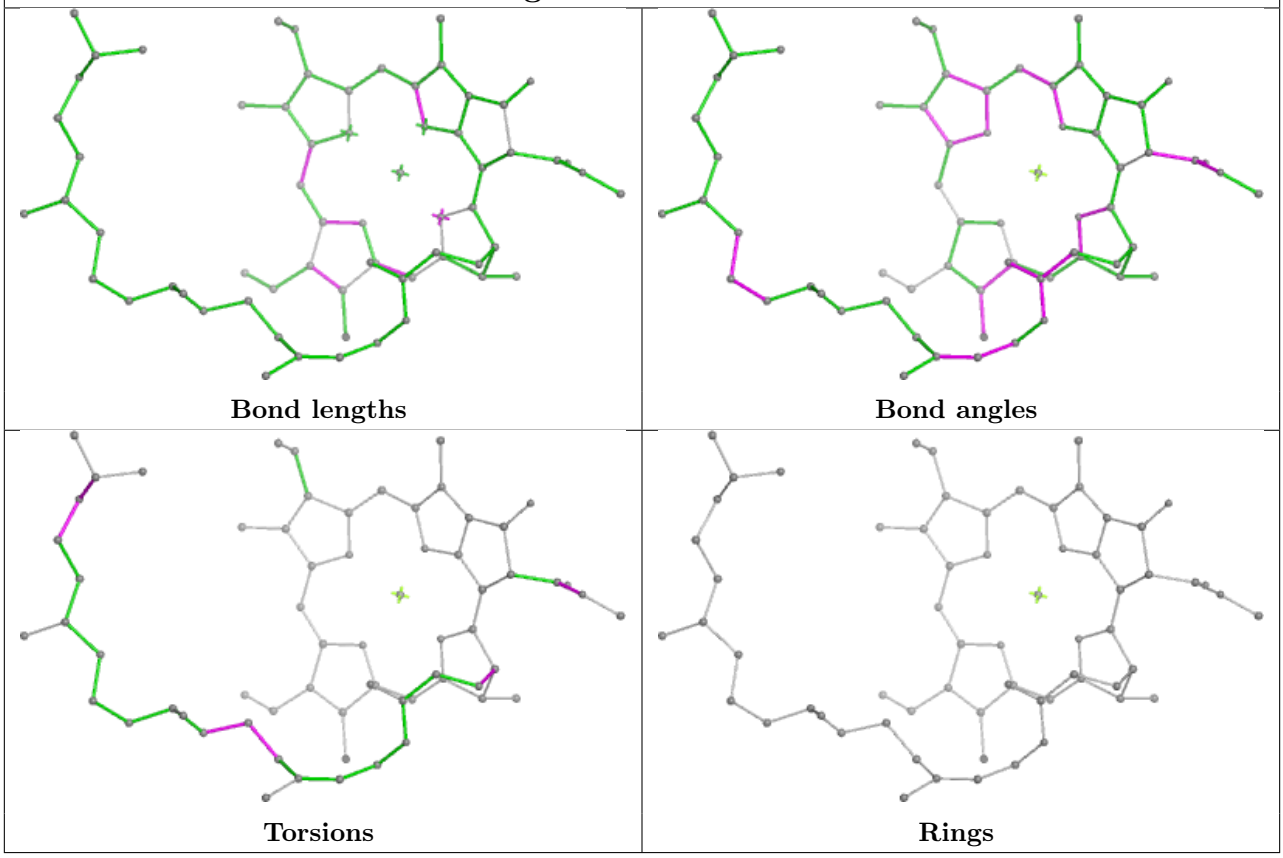

Ligand CHL 13 601

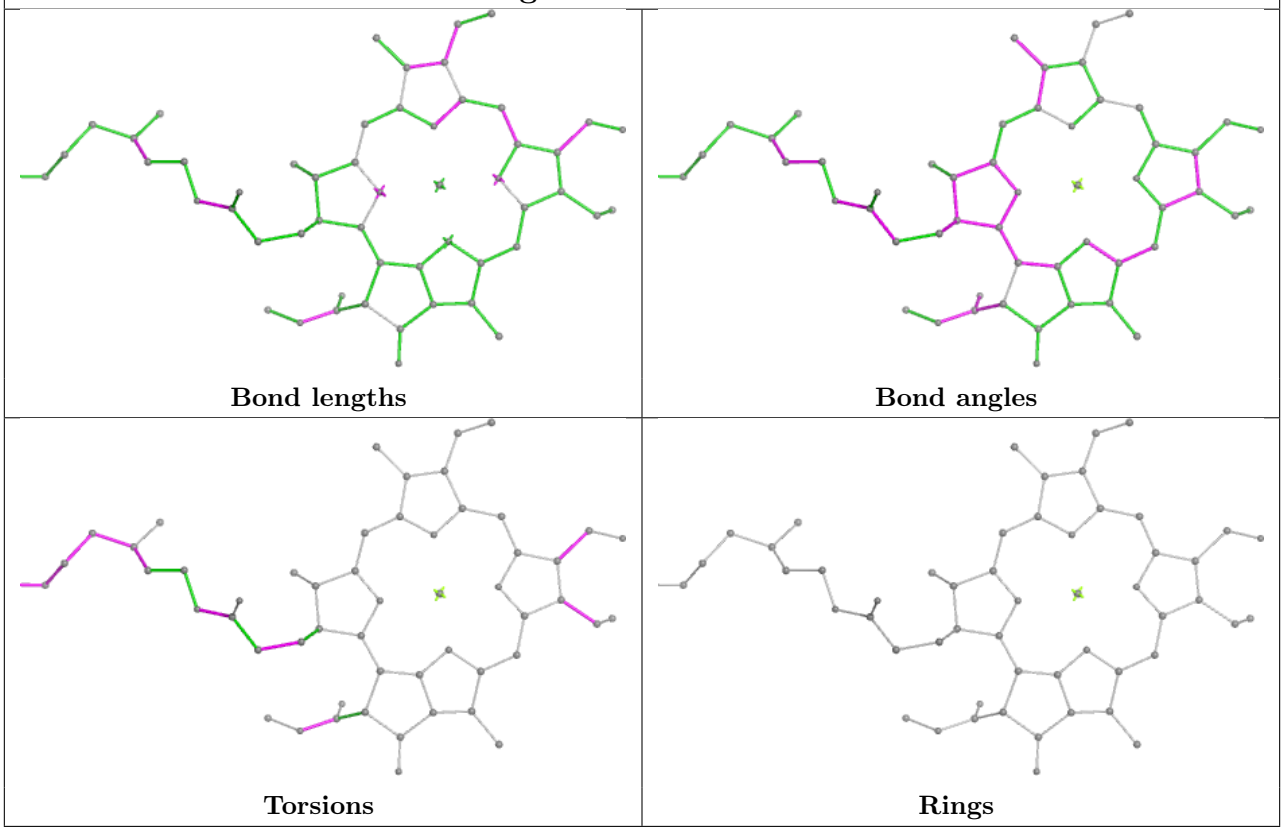

Ligand CLA D 405

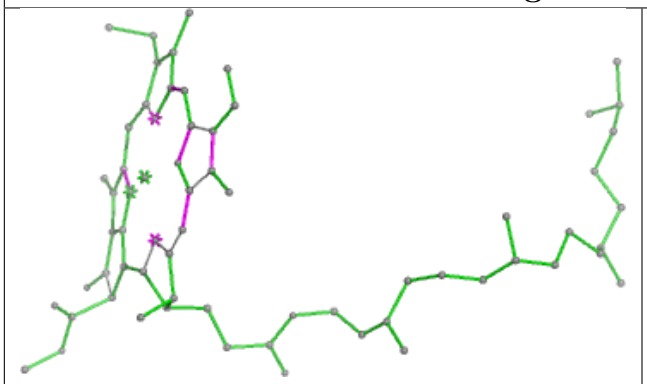

Bond lengths

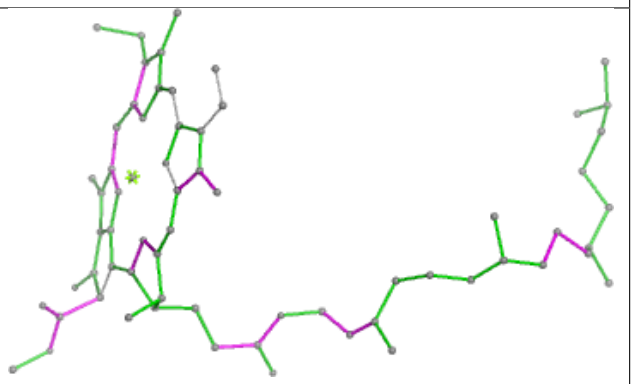

Bond angles

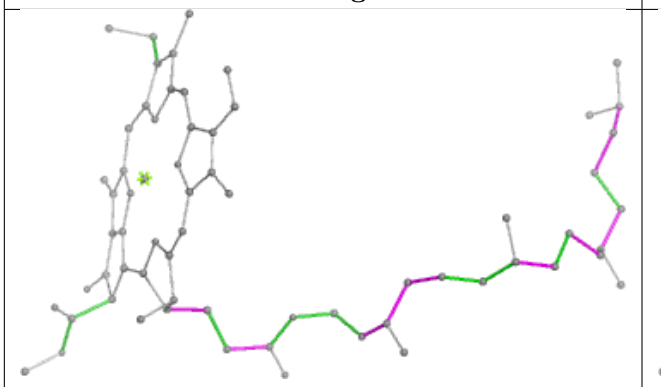

Torsions

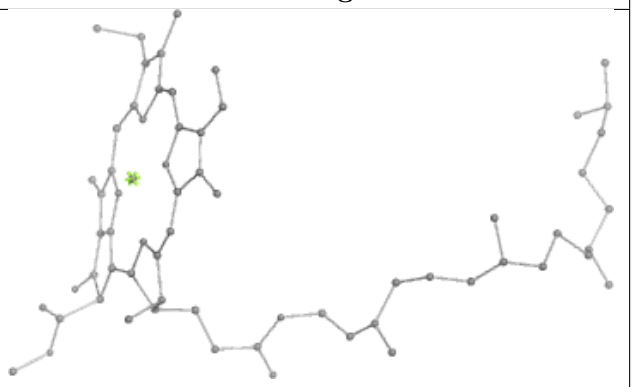

Rings

Ligand CLA R 614

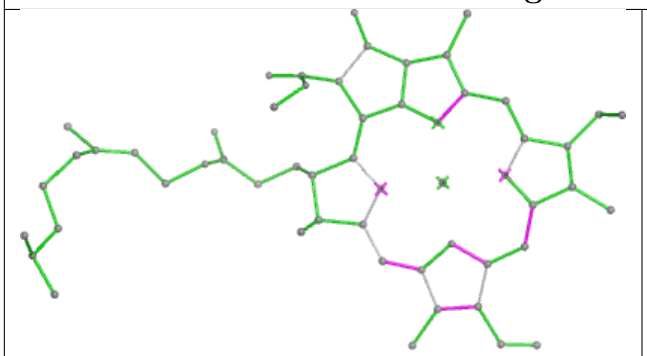

Bond lengths

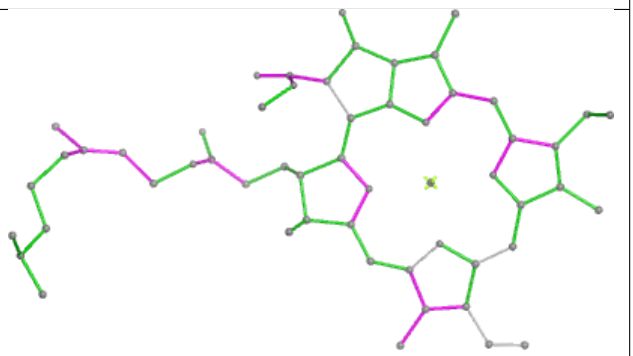

Bond angles

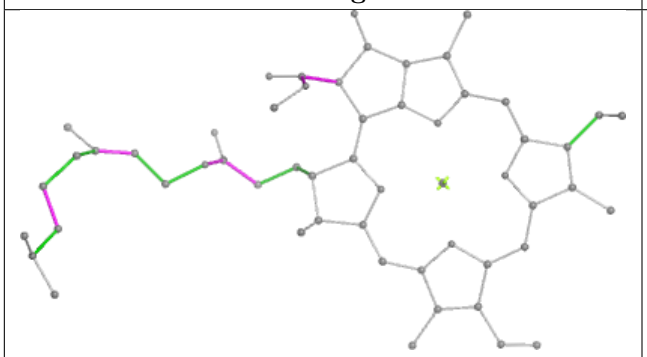

Torsions

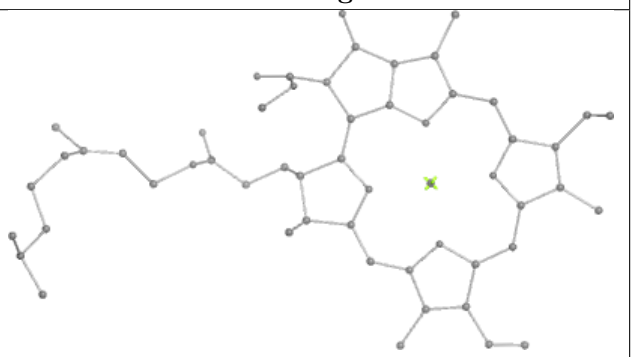

Rings

Ligand CLA g 612

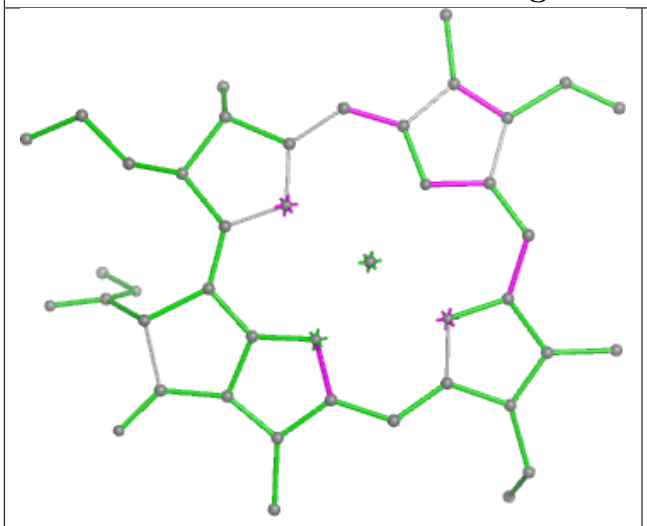

Bond lengths

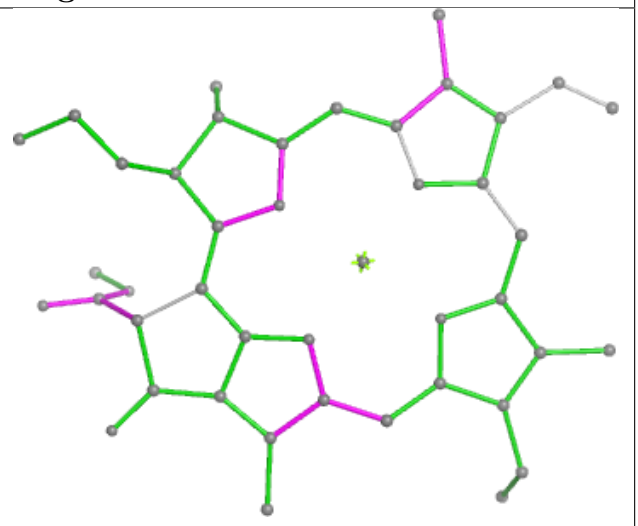

Bond angles

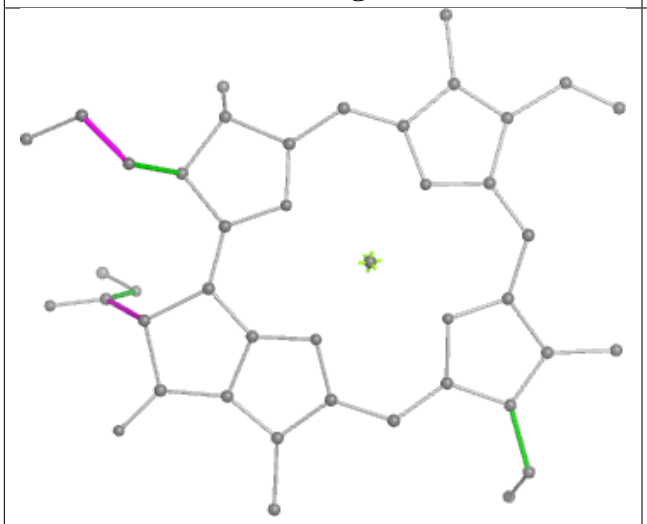

Torsions

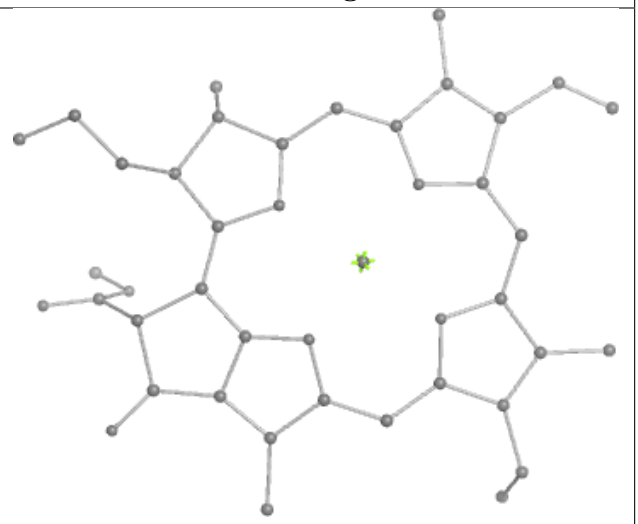

Rings

Ligand NEX s 620

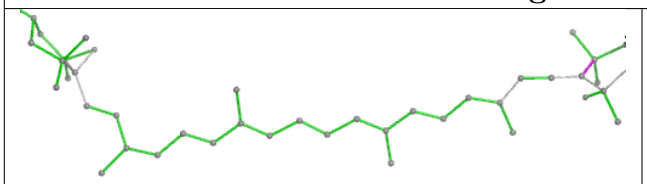

Bond lengths

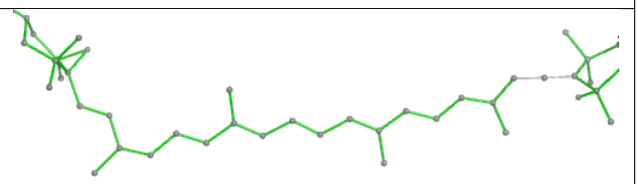

Bond angles

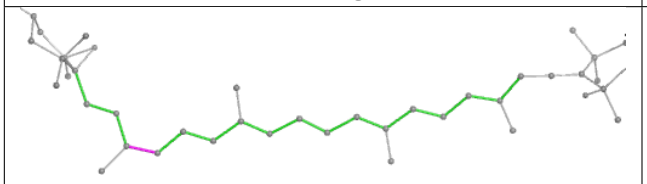

Torsions

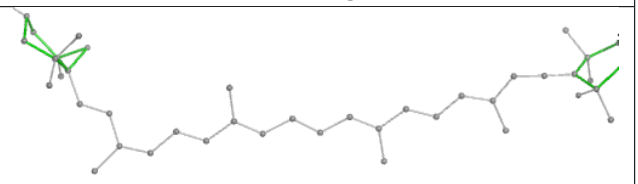

Rings

Ligand LNL c 523

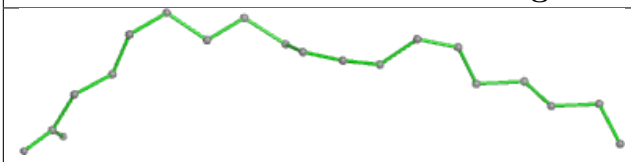

Bond lengths



Bond angles

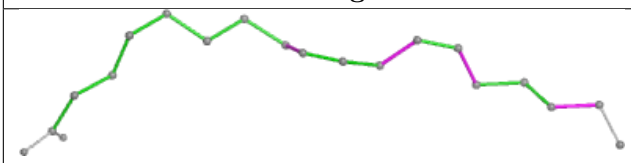

Torsions

Rings

Ligand CLA S 602

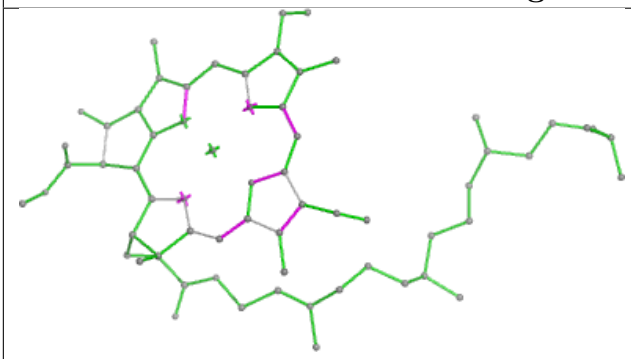

Bond lengths

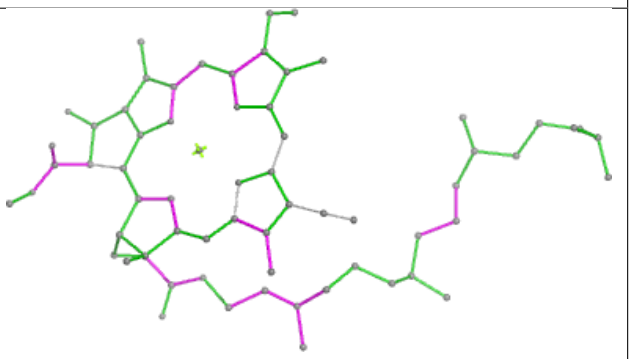

Bond angles

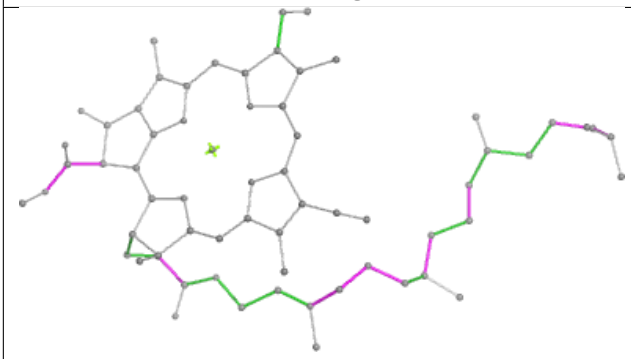

Torsions

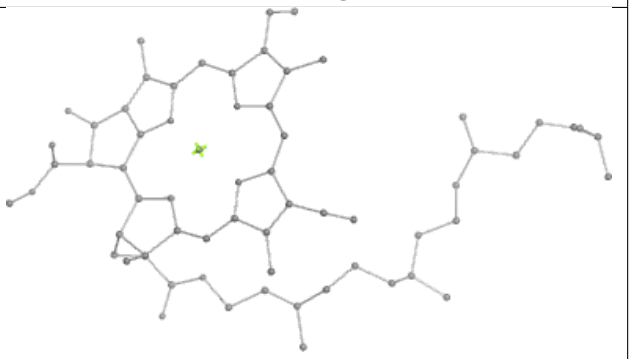

Rings

Ligand LUT 2 615

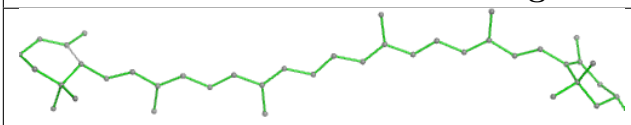

Bond lengths

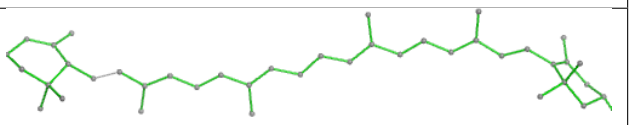

Bond angles

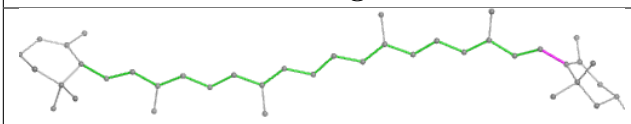

Torsions



Rings

Ligand BCR B 618

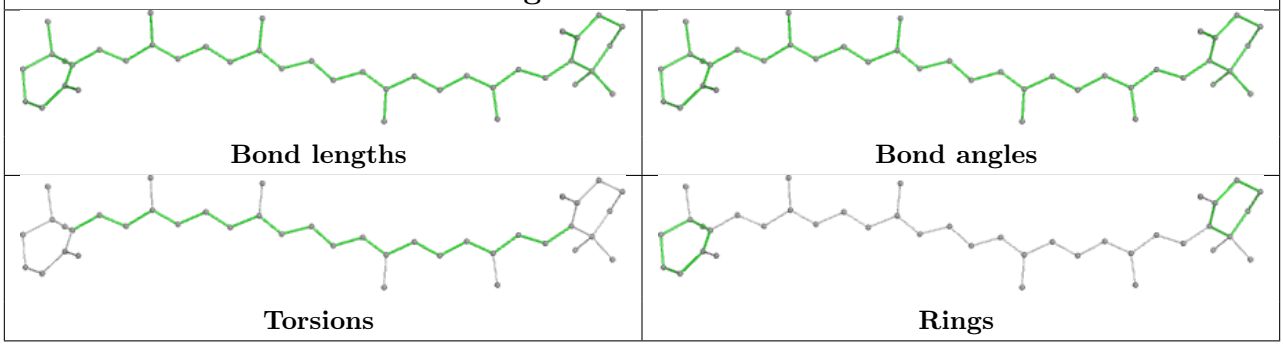

Ligand LUT G 616

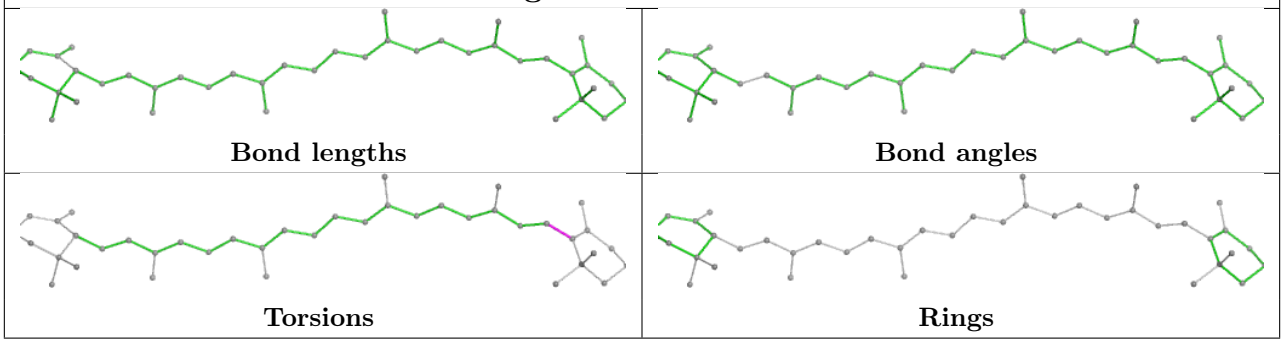

Ligand LUT 5 615

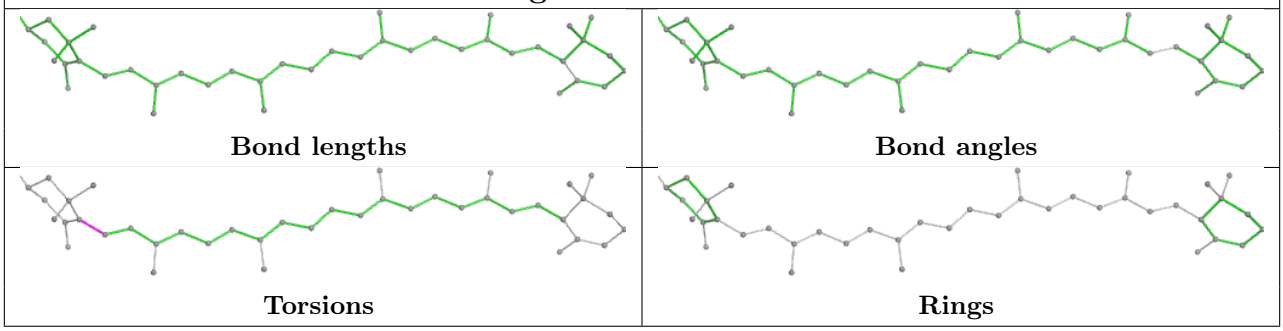

Ligand CLA 5 610

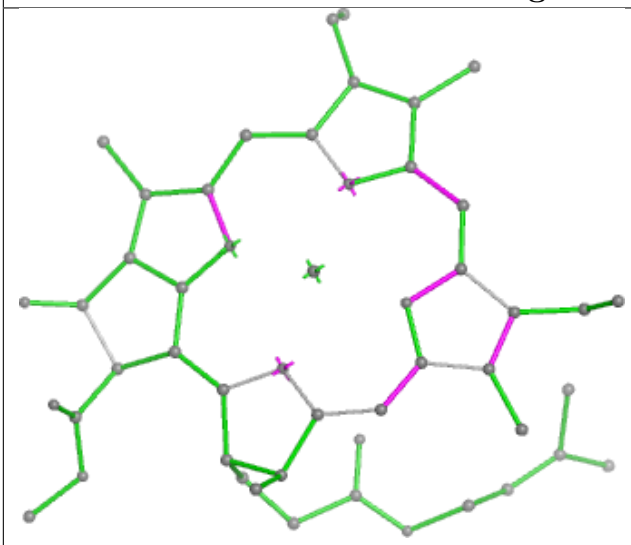

Bond lengths

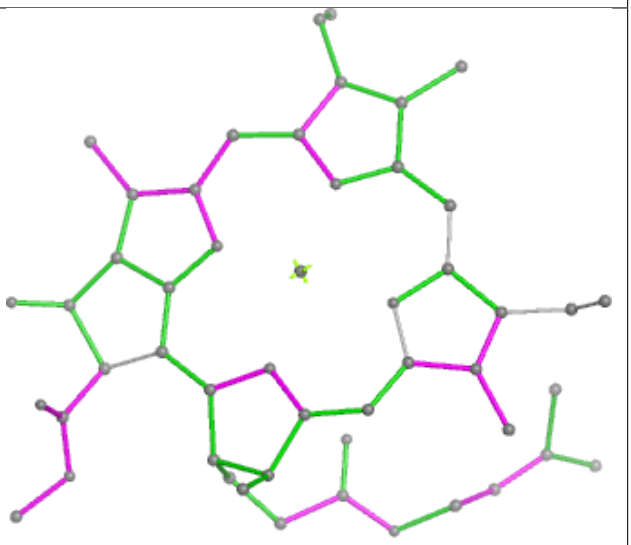

Bond angles

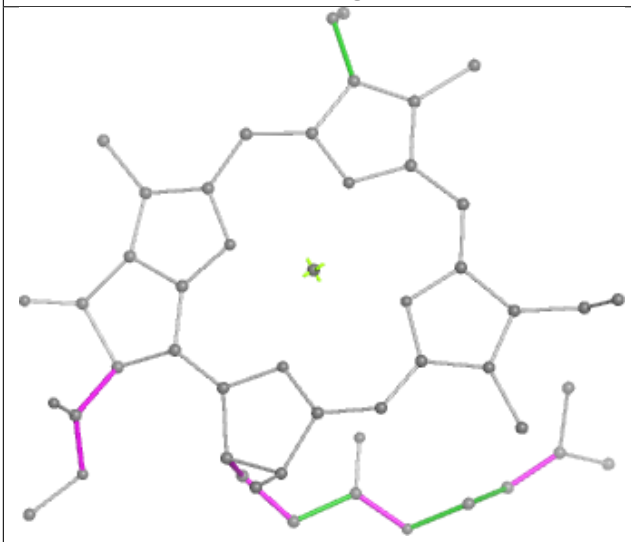

Torsions

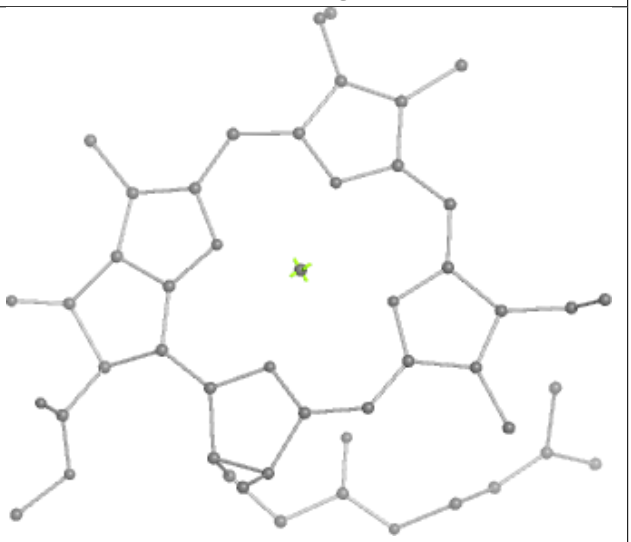

Rings

Ligand LNL c 524

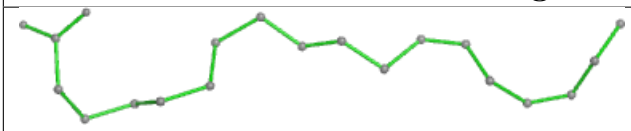

Bond lengths

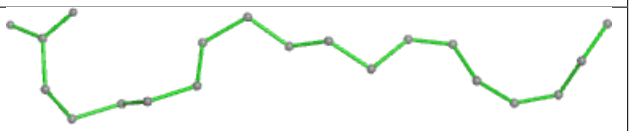

Bond angles



Torsions

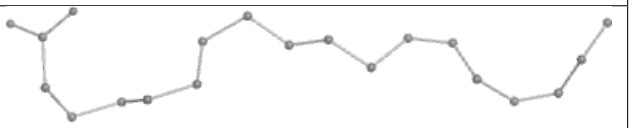

Rings

Ligand LHG s 617	
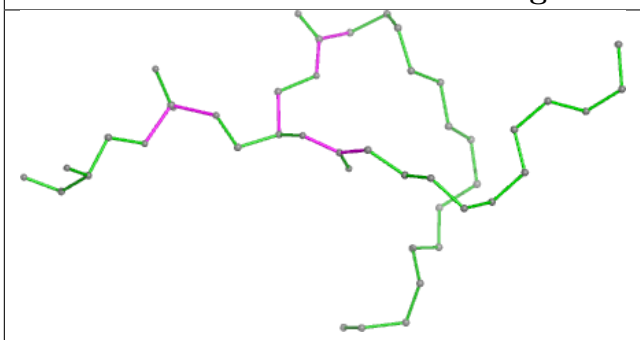 Bond lengths	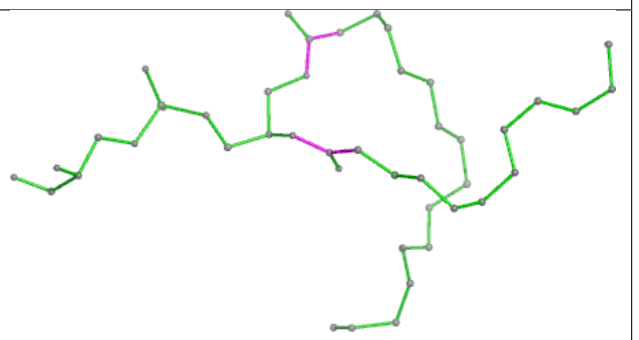 Bond angles
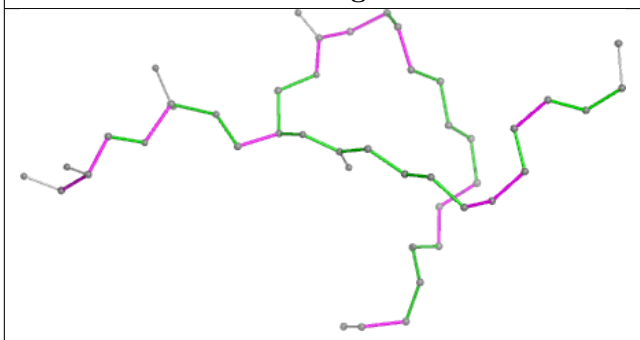 Torsions	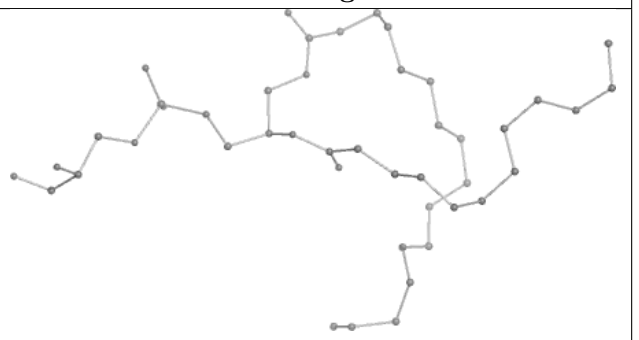 Rings

Ligand CHL G 607	
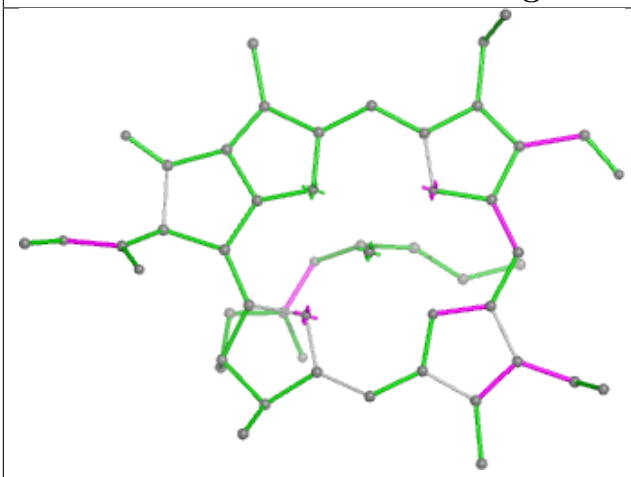	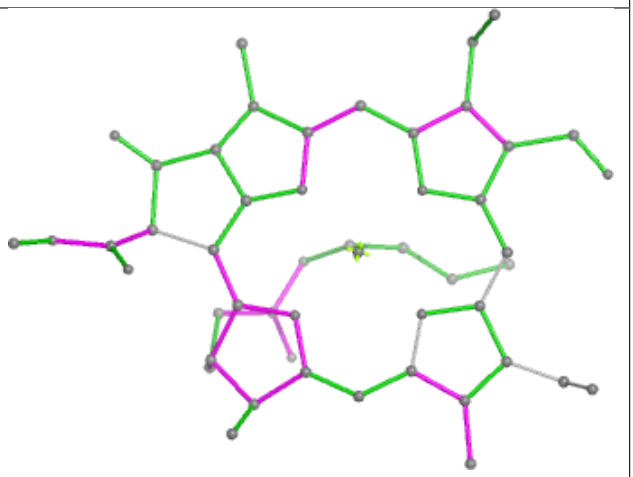
Bond lengths	**Bond angles**
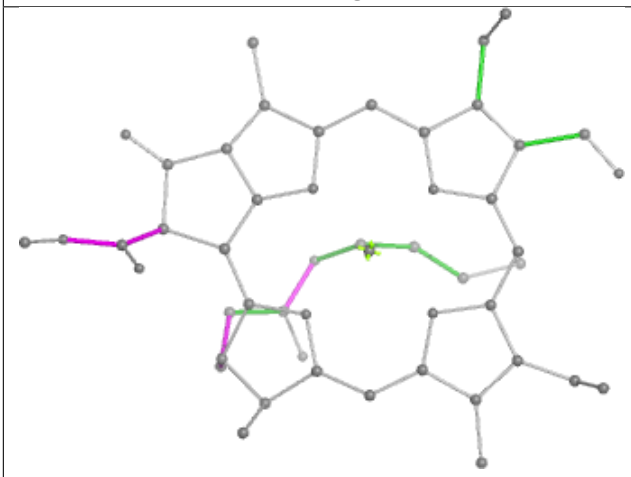	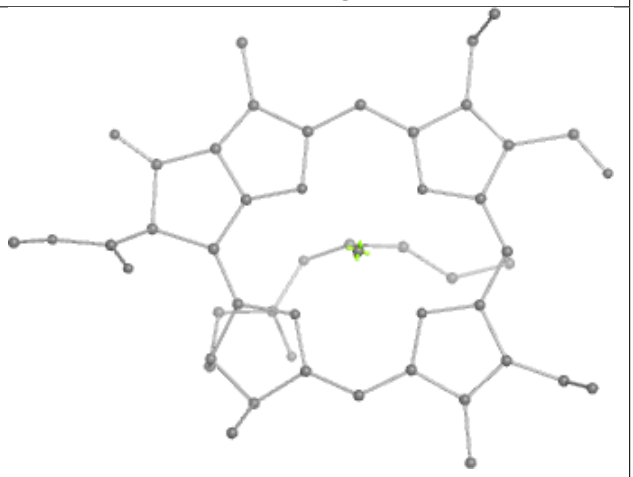
Torsions	**Rings**

Ligand CLA b 610	
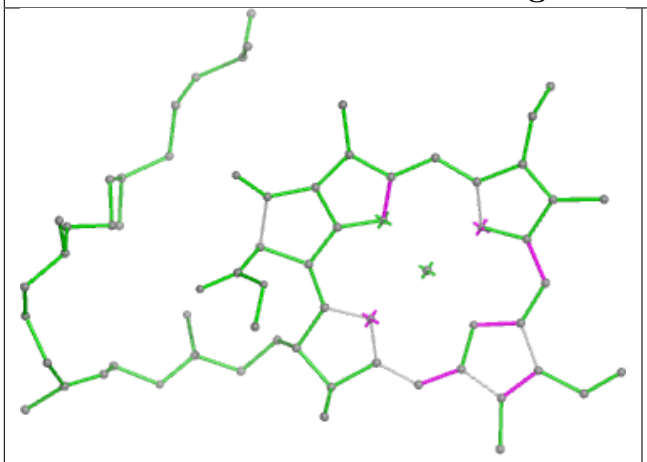 Bond lengths	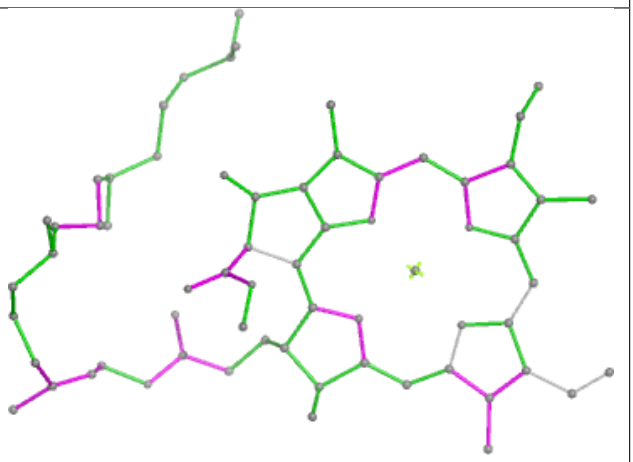 Bond angles
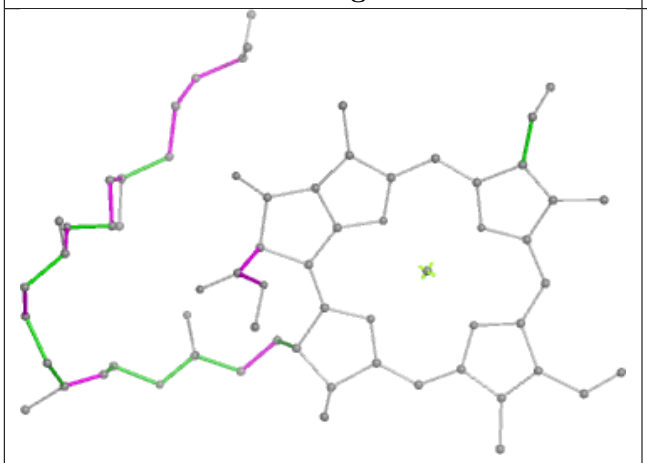 Torsions	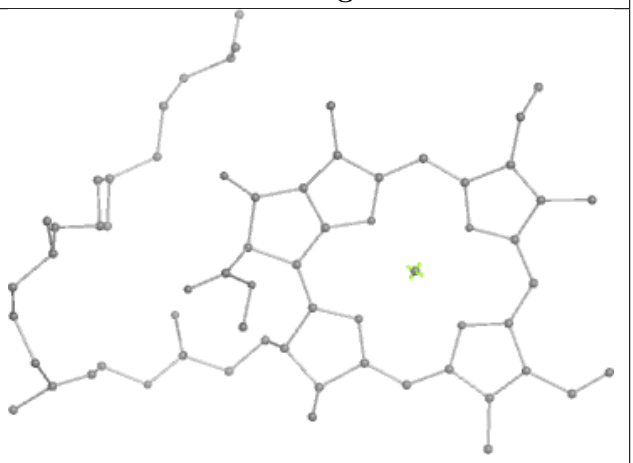 Rings

Ligand LNL h 101	
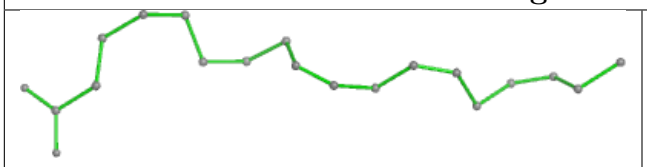 Bond lengths	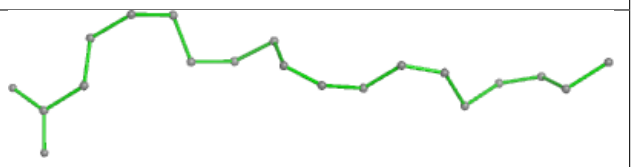 Bond angles
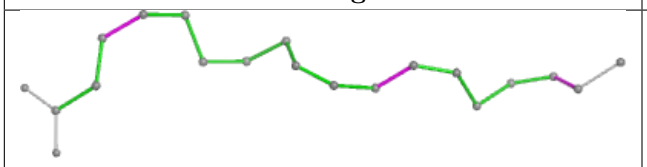 Torsions	 Rings

Ligand CLA s 610	
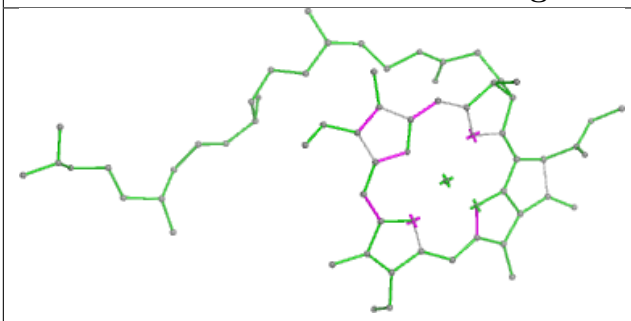 Bond lengths	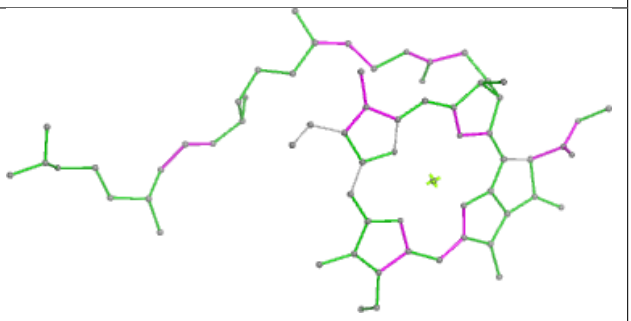 Bond angles
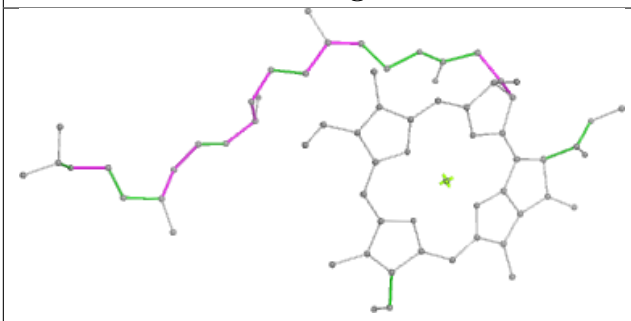 Torsions	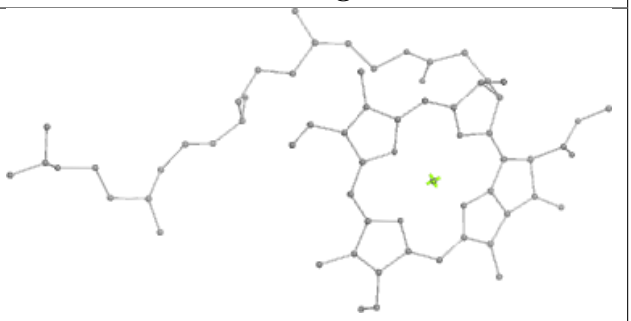 Rings

Ligand CLA 12 609

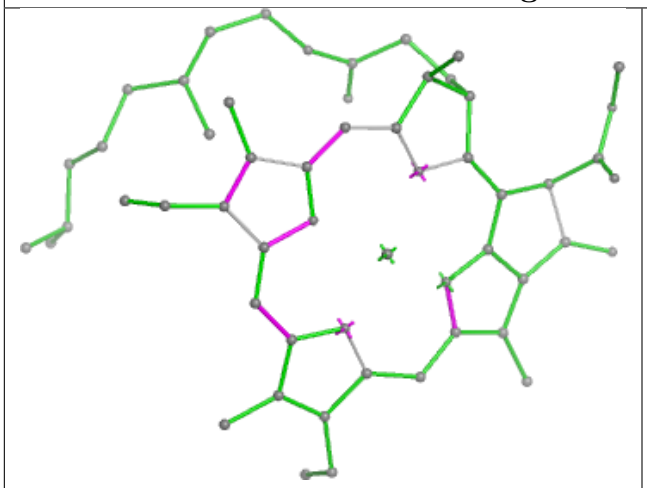

Bond lengths

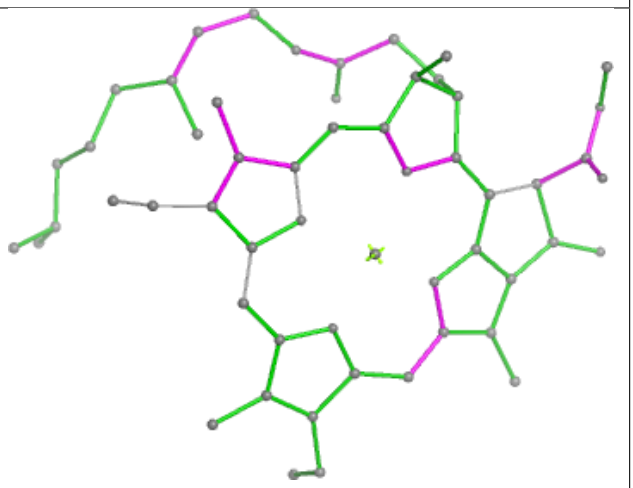

Bond angles

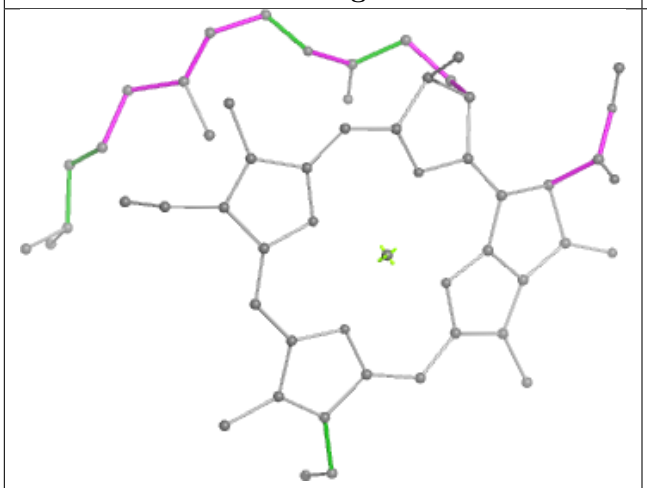

Torsions

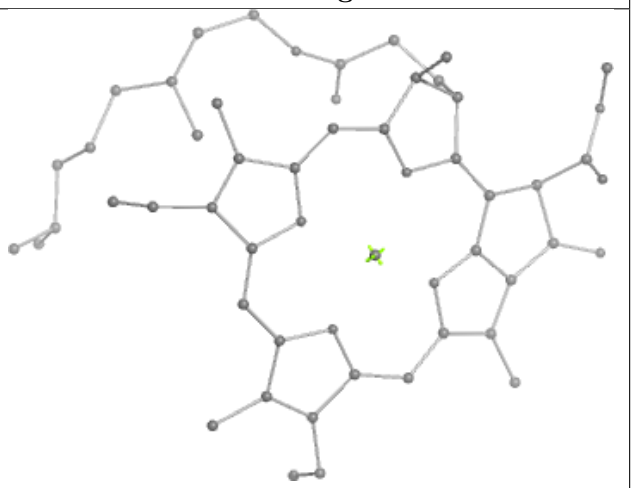

Rings

Ligand BCR J 101



Bond lengths



Bond angles

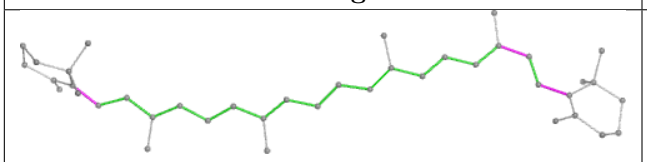

Torsions

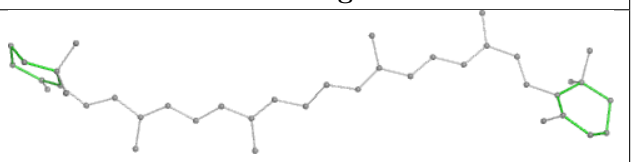

Rings

Ligand CHL Y 608

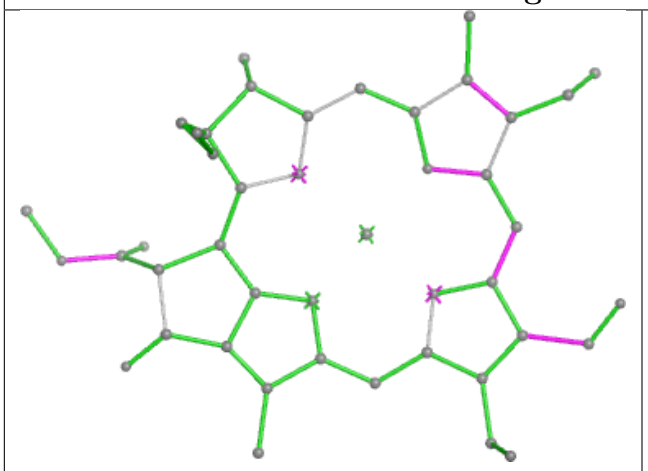

Bond lengths

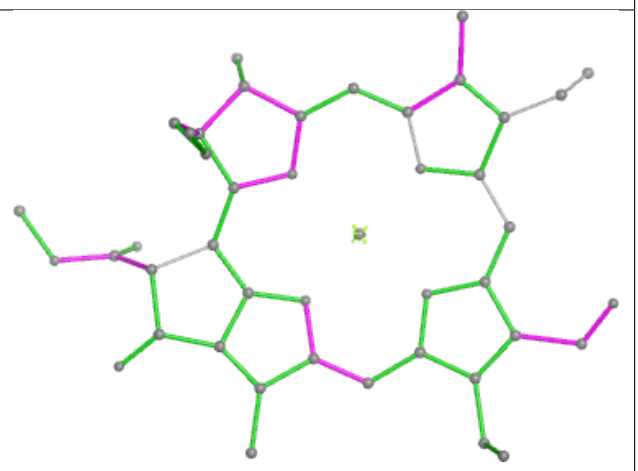

Bond angles

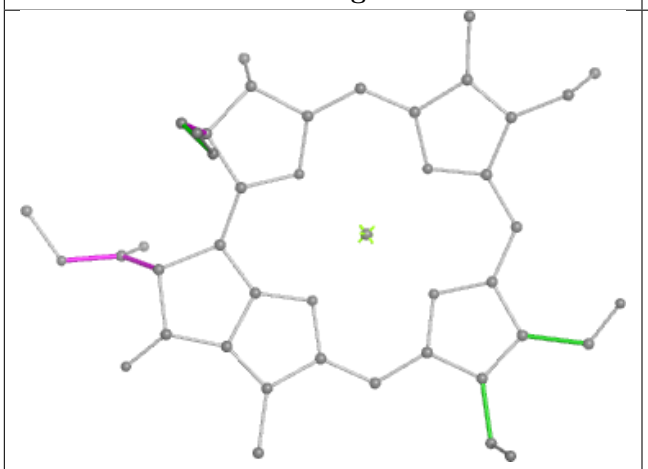

Torsions

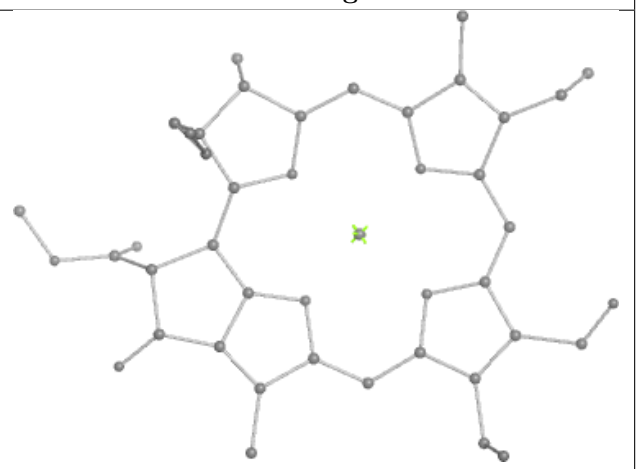

Rings

Ligand LHG r 618

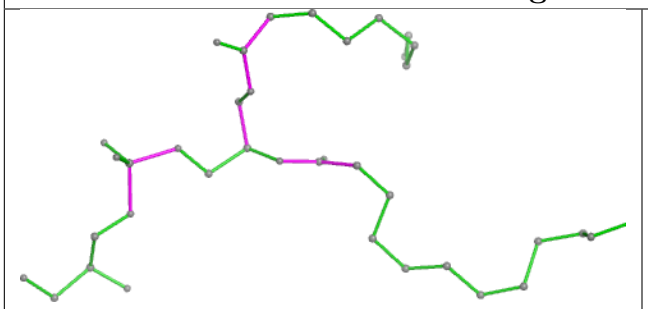

Bond lengths

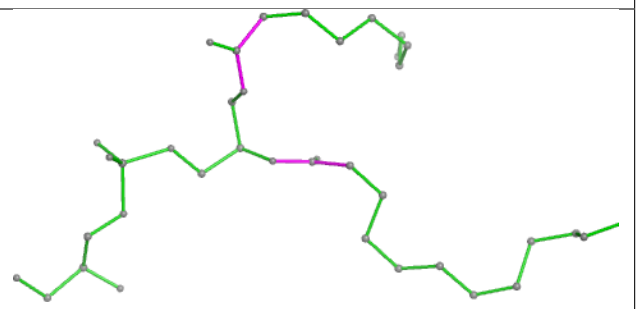

Bond angles

Torsions

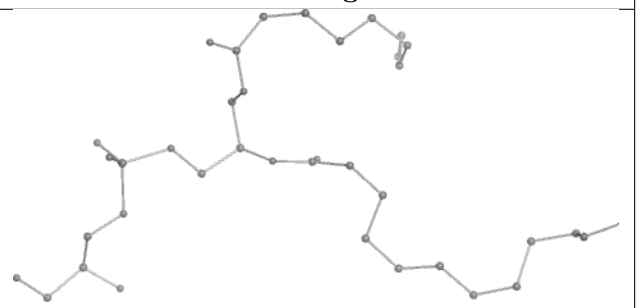

Rings

Ligand CHL G 605

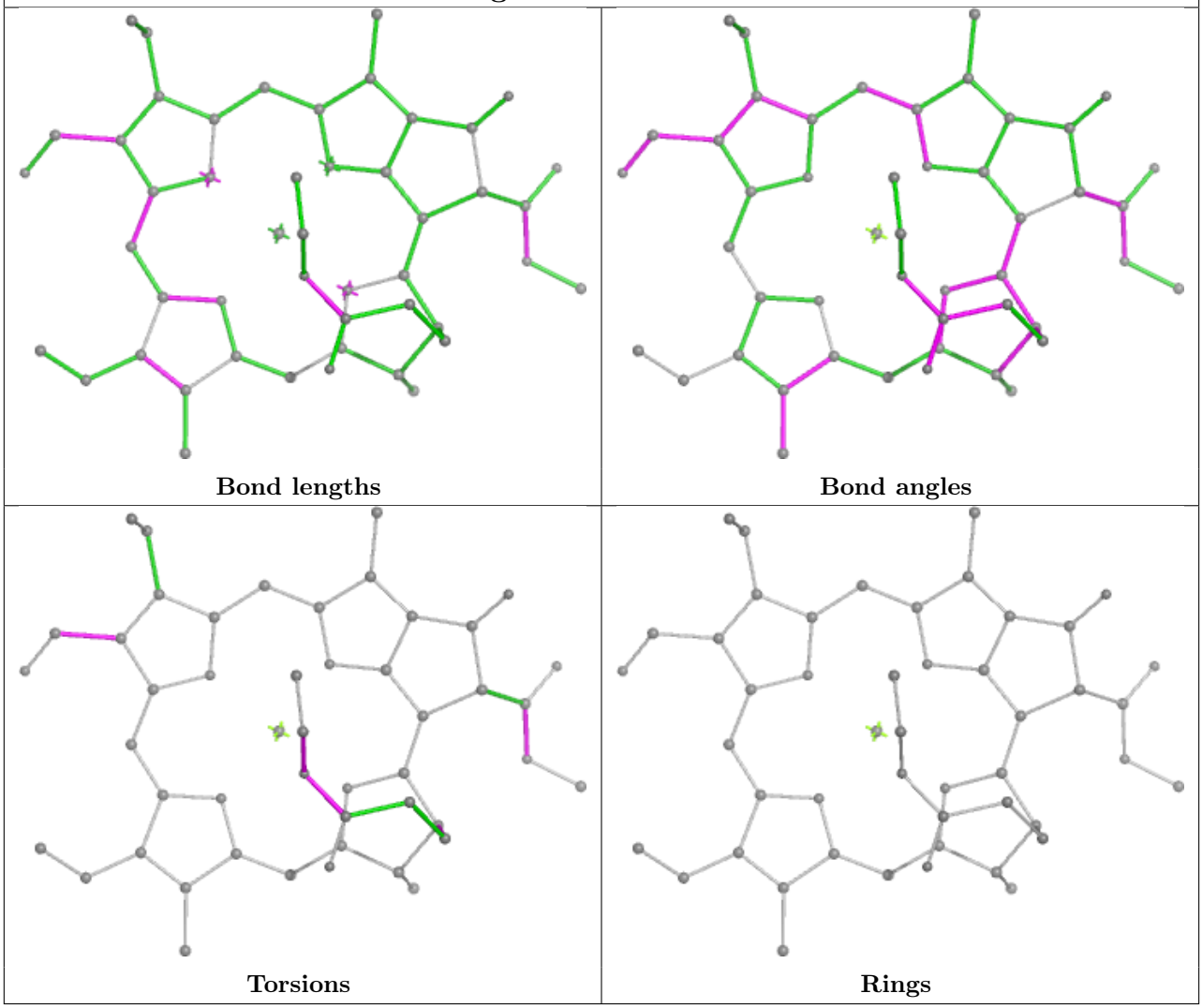

Ligand LUT N 618

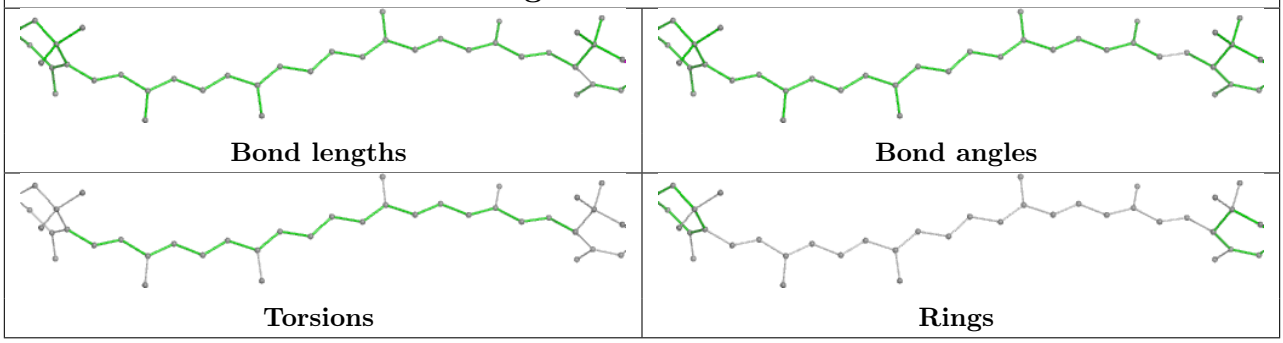

Ligand LMG s 616

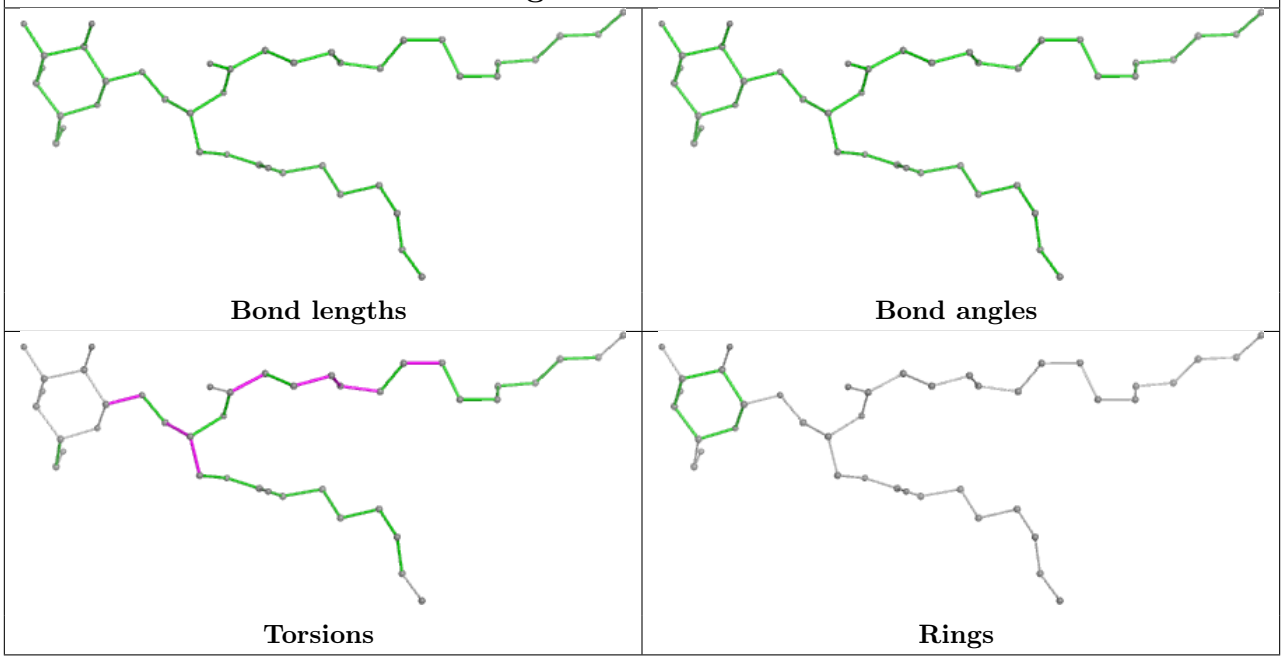

Ligand CHL n 609

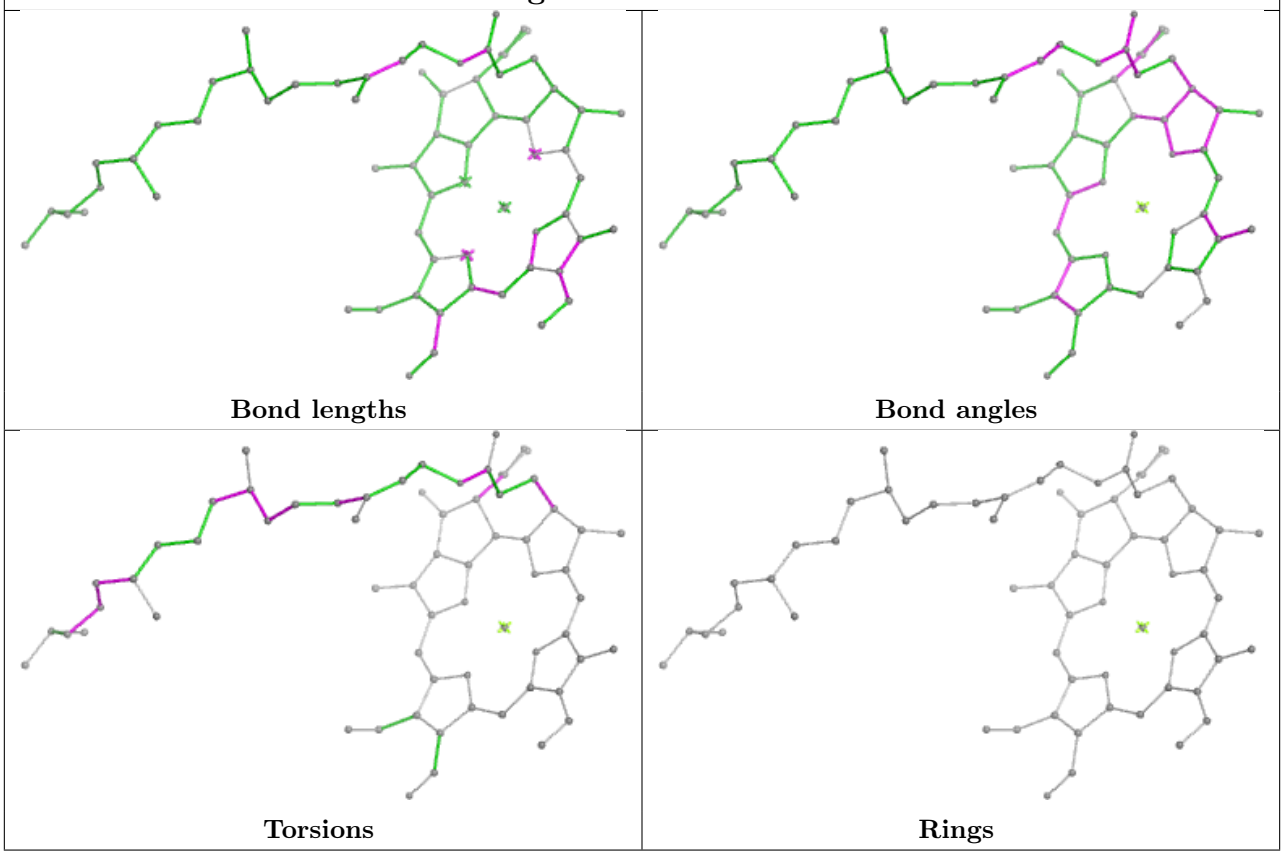

Ligand CHL 5 607	
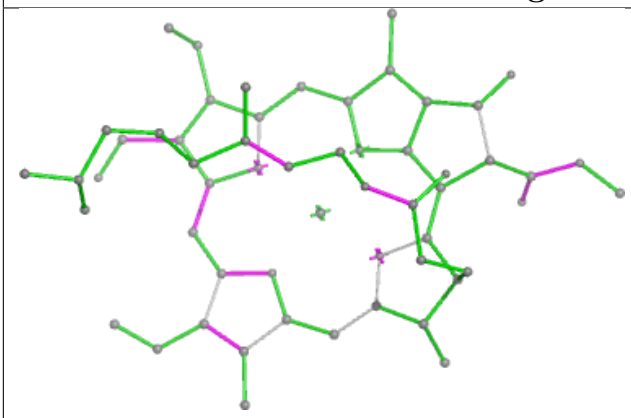	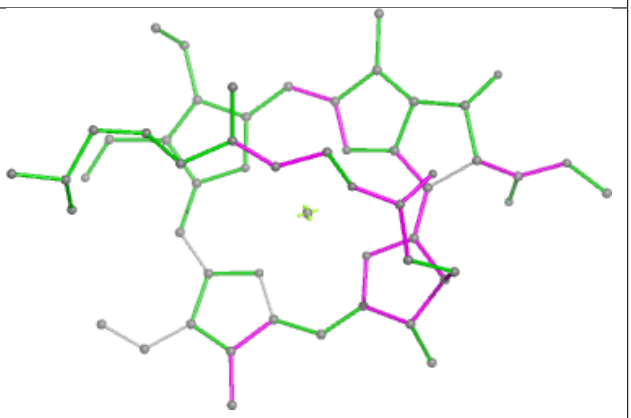
Bond lengths	**Bond angles**
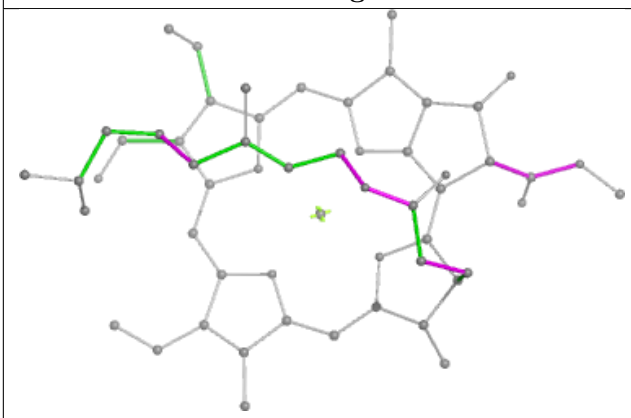	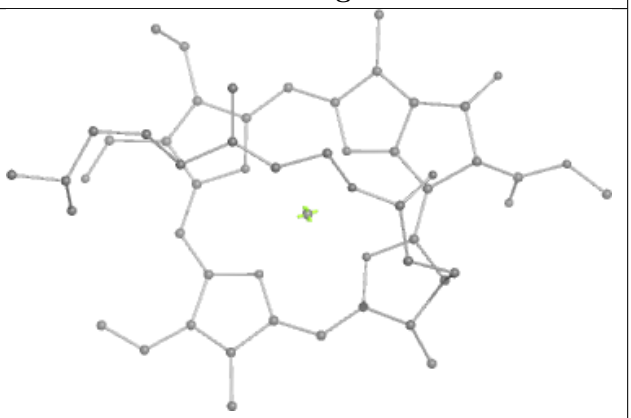
Torsions	**Rings**

Ligand CHL 11 607

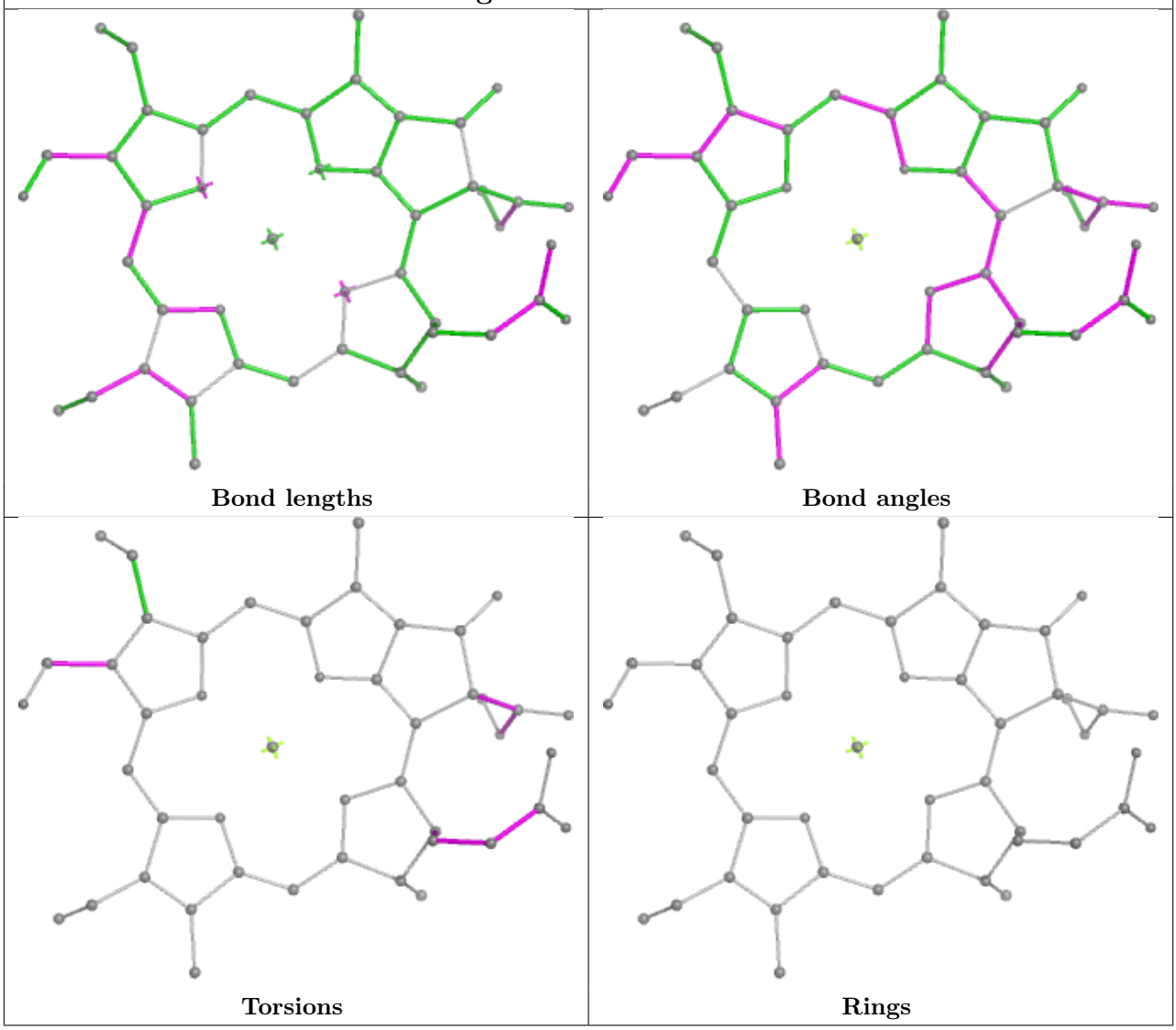

Ligand CLA c 512	
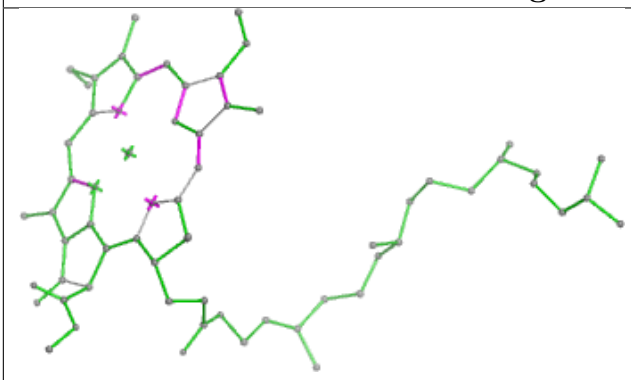 Bond lengths	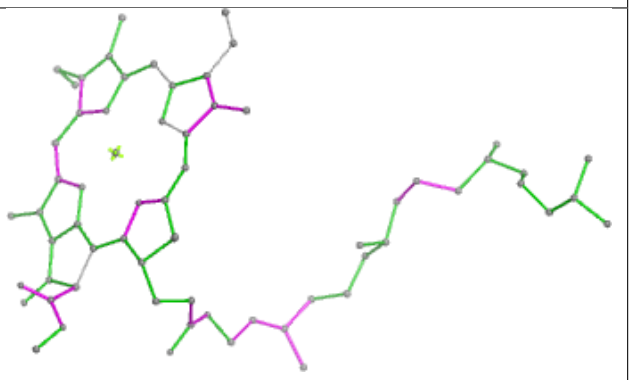 Bond angles
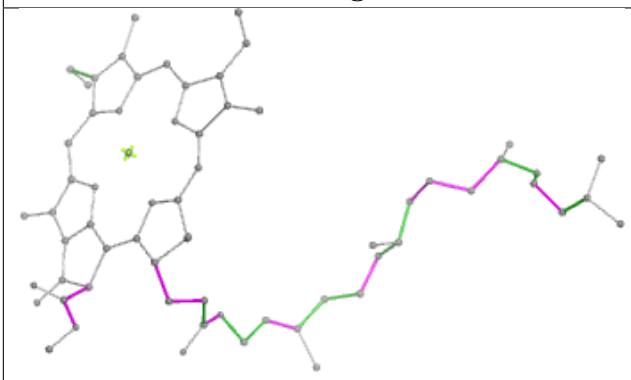 Torsions	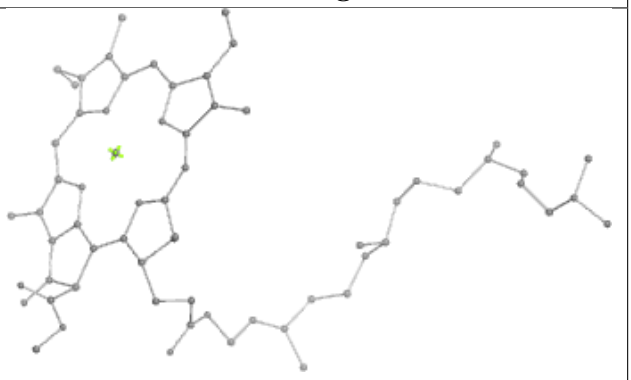 Rings

Ligand CLA 14 611

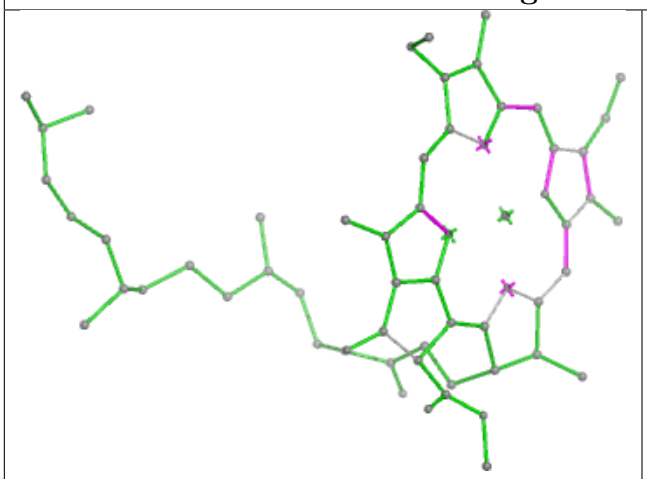

Bond lengths

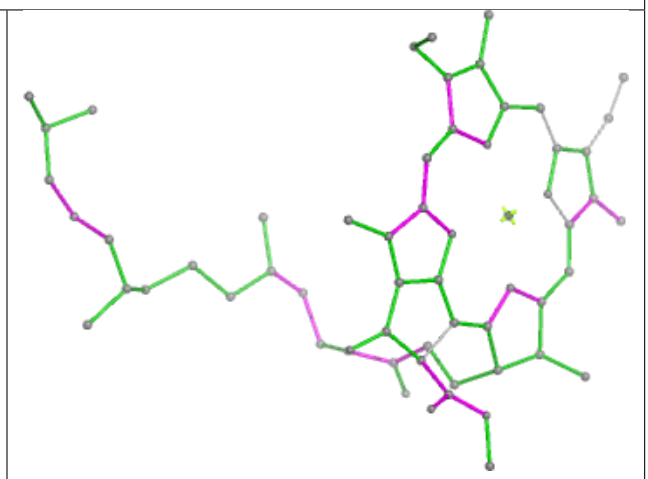

Bond angles

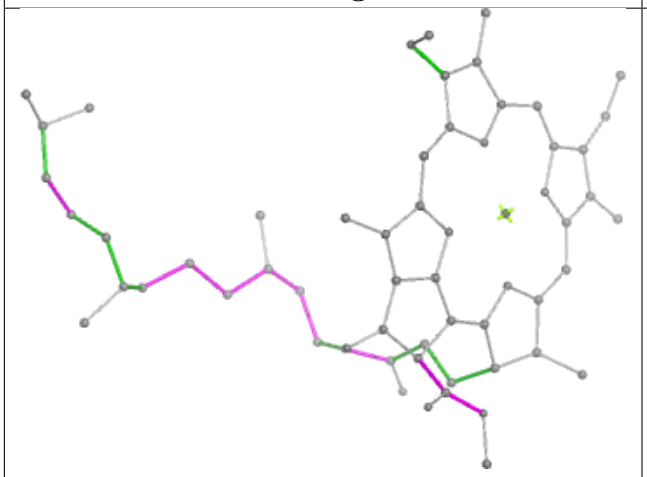

Torsions

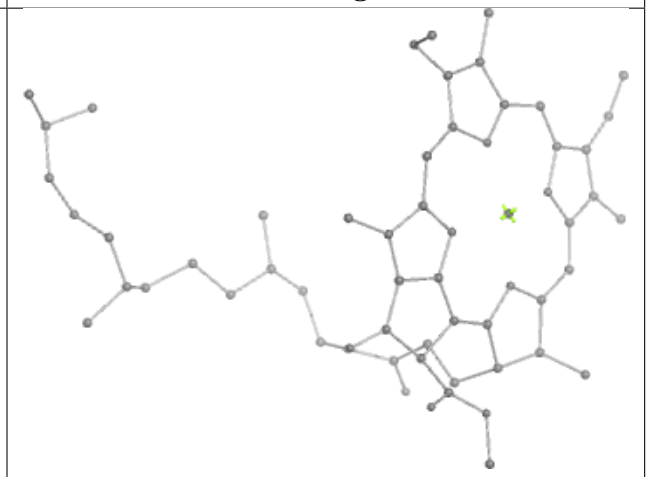

Rings

Ligand LMG d 411

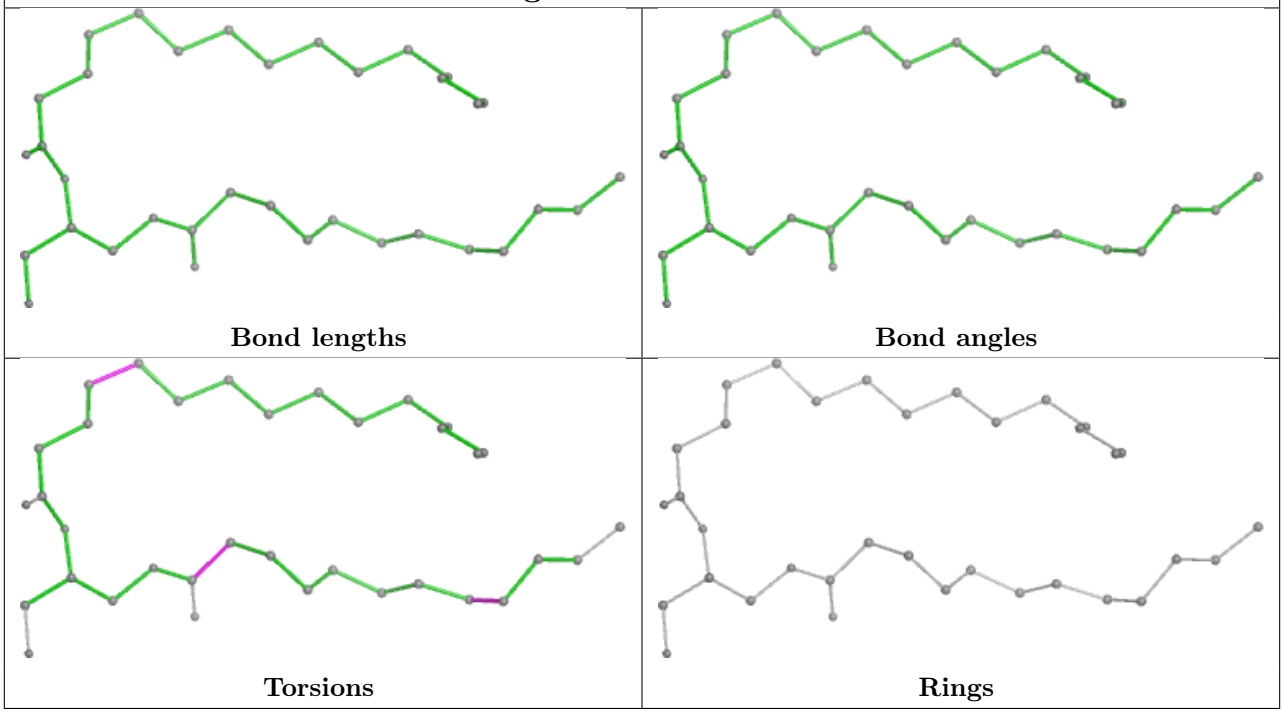

Ligand LUT 14 616

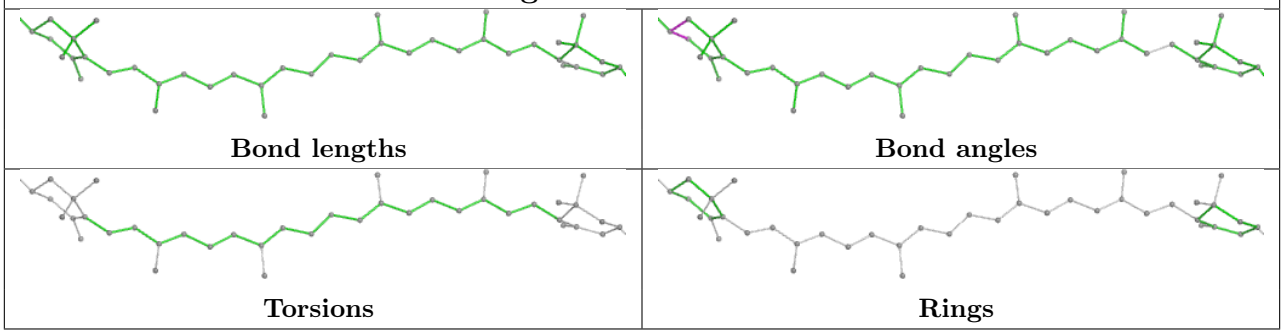

Ligand XAT R 616

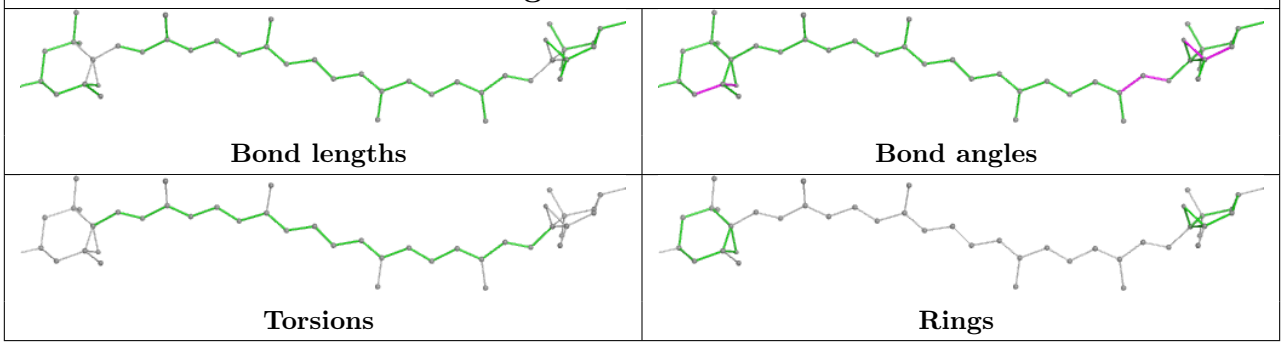

Ligand CLA 4 612

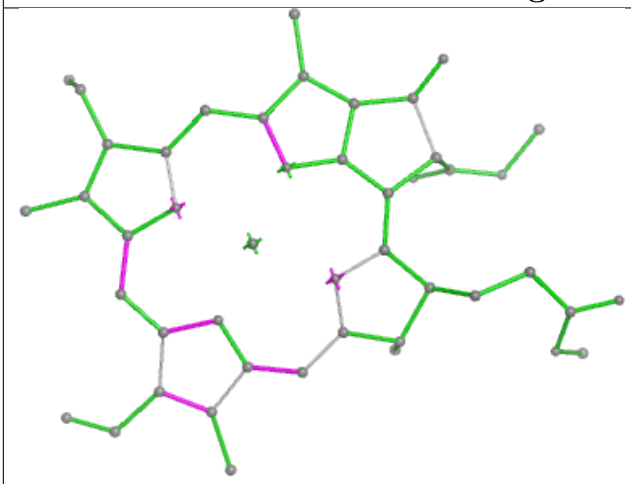

Bond lengths

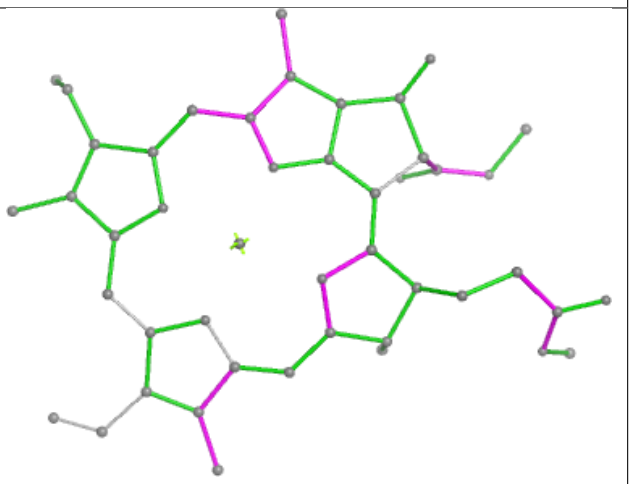

Bond angles

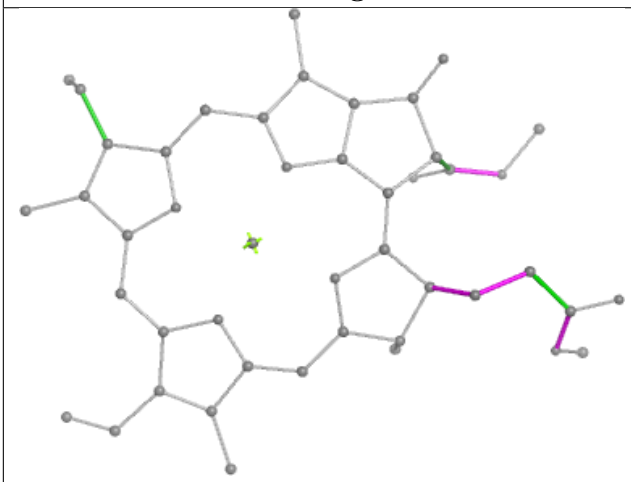

Torsions

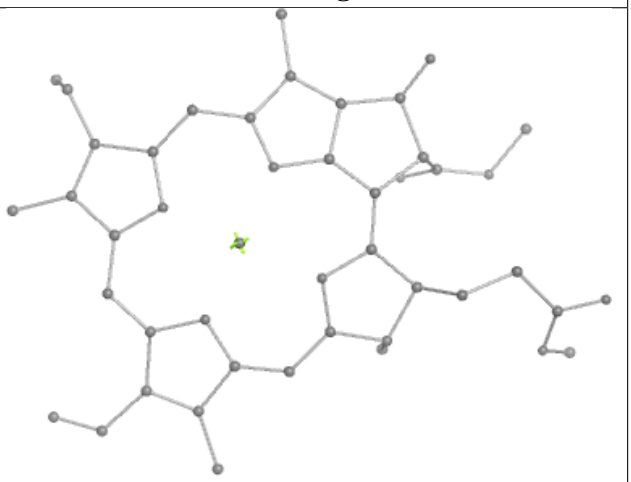

Rings

Ligand CHL s 607	
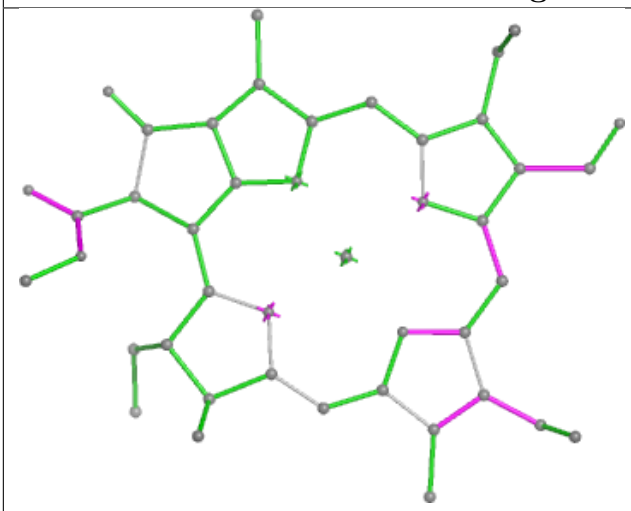	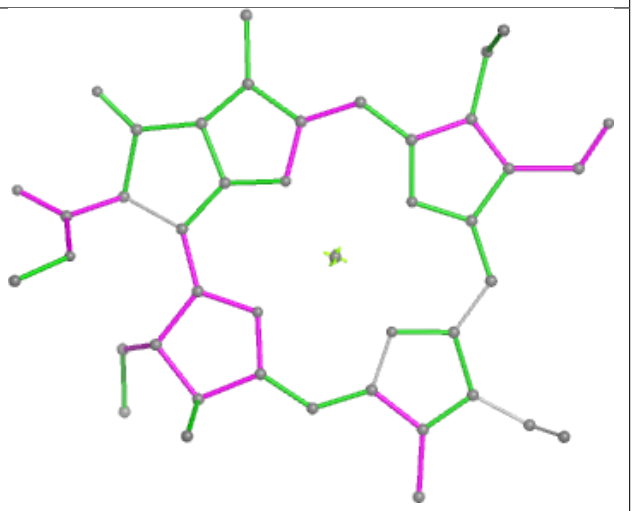
Bond lengths	**Bond angles**
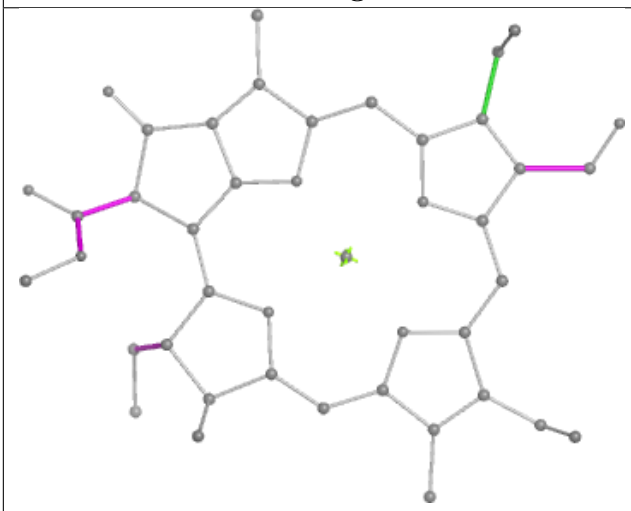	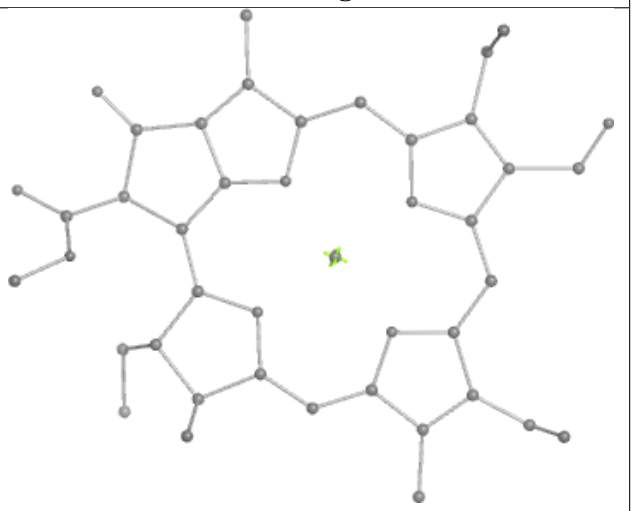
Torsions	**Rings**

Ligand CLA r 610

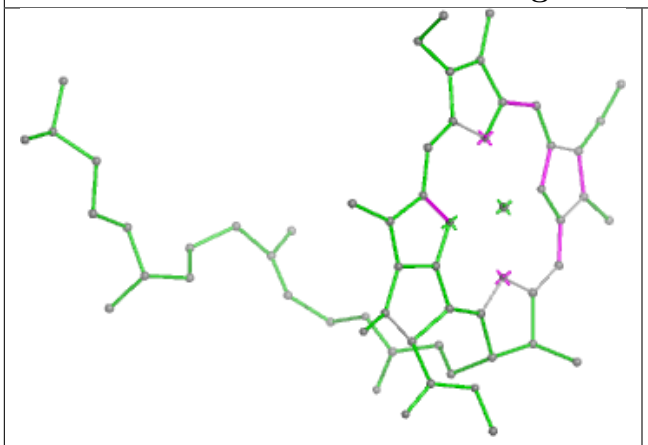

Bond lengths

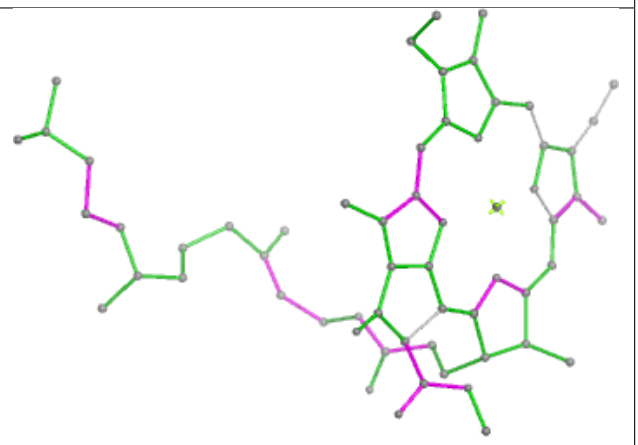

Bond angles

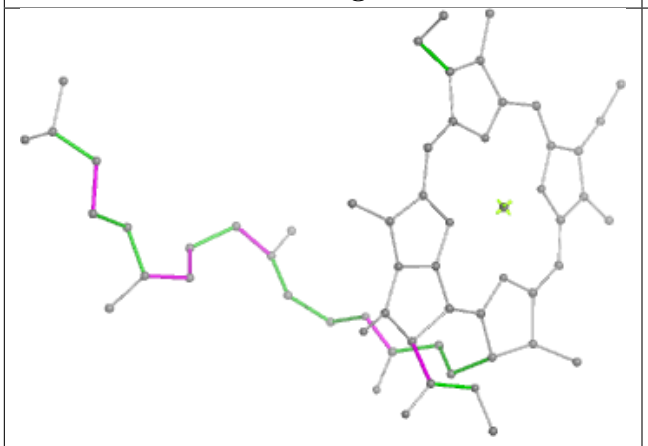

Torsions

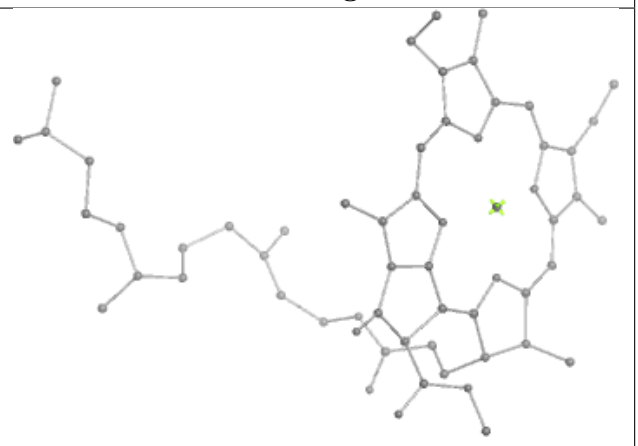

Rings

Ligand CLA g 611

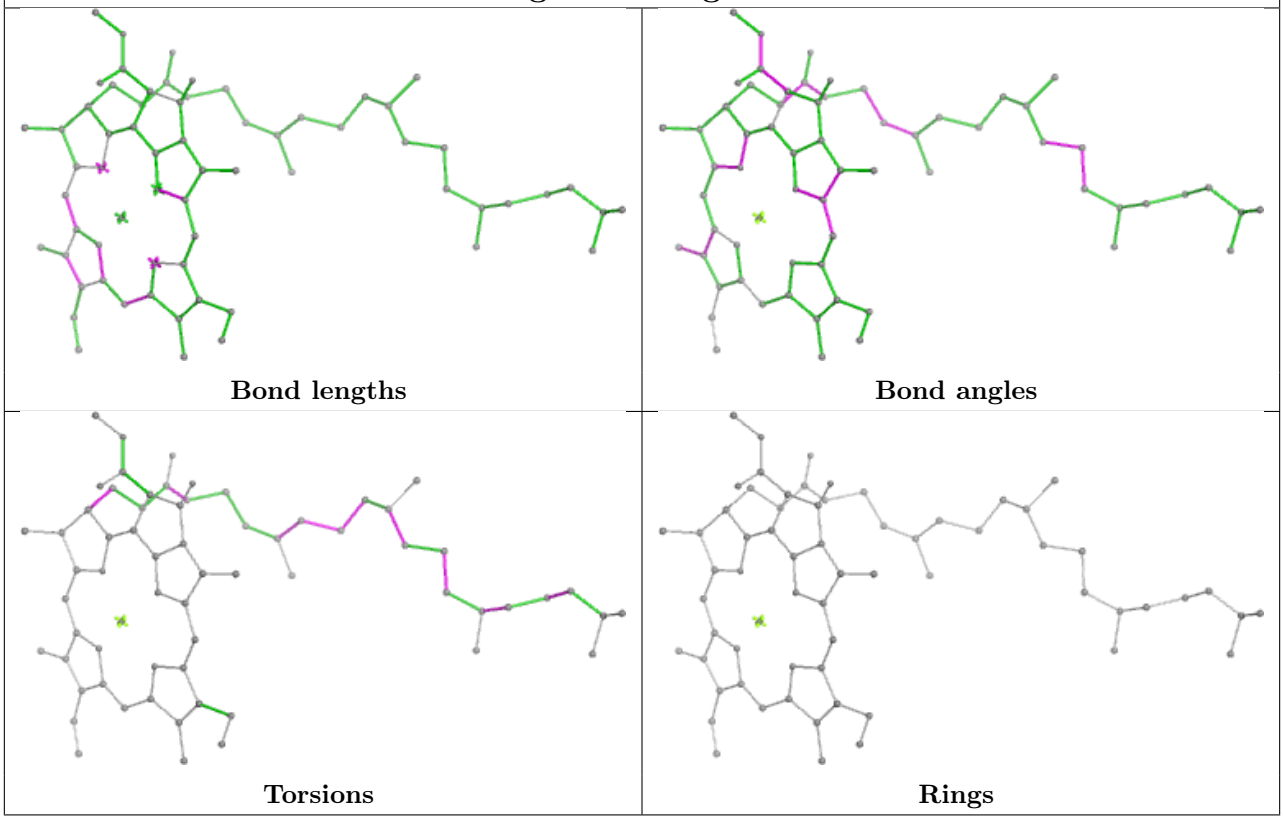

Ligand CLA r 612

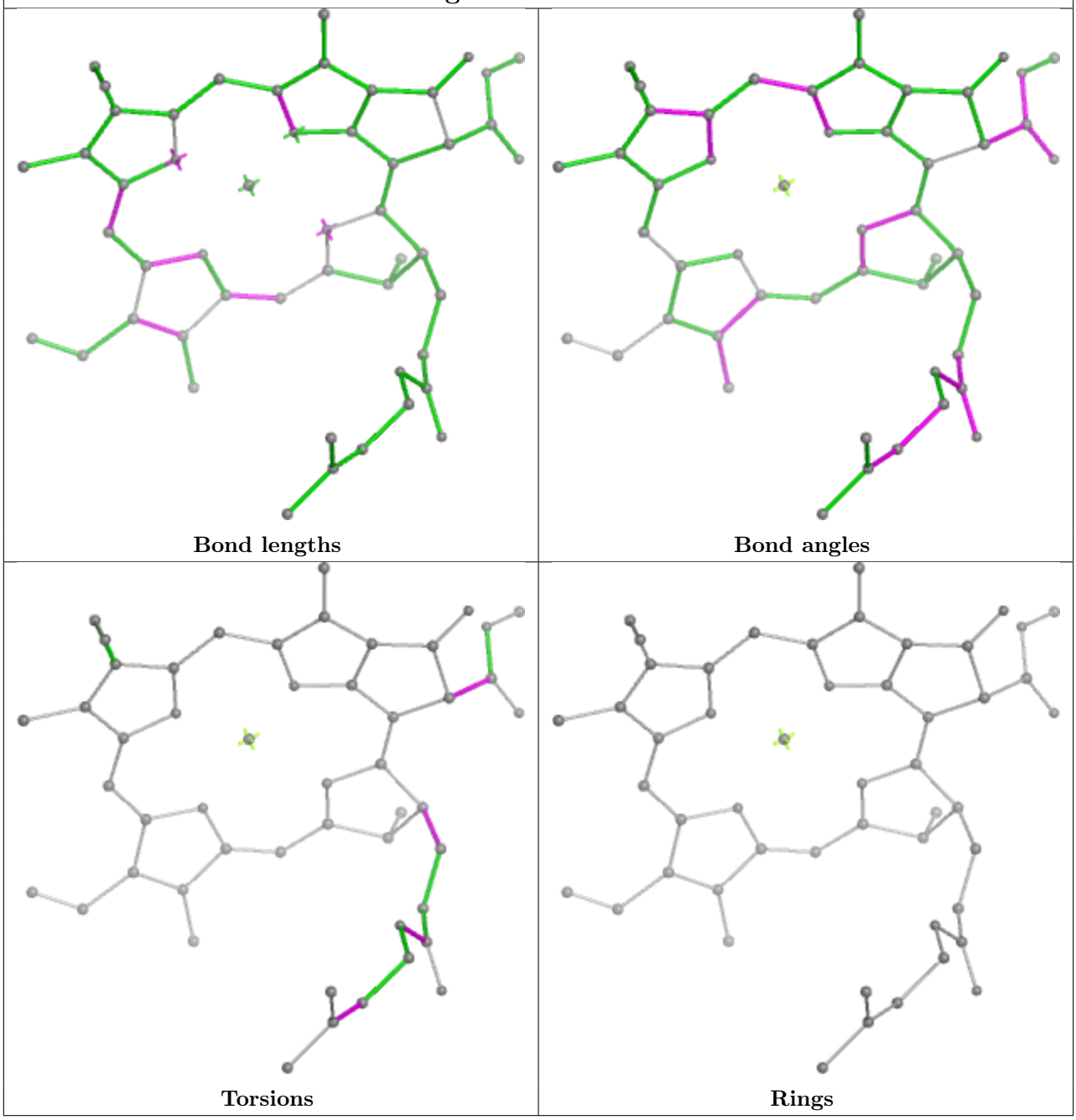

Ligand LMG A 409	
 Bond lengths	 Bond angles
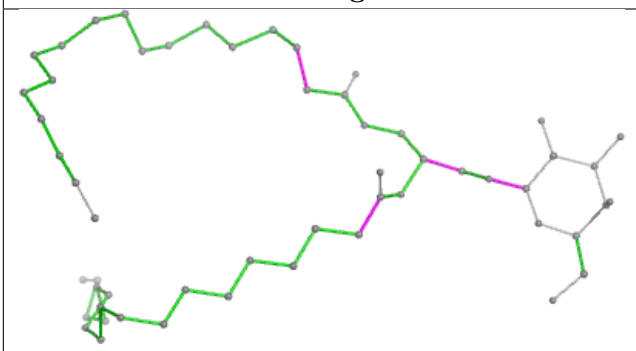 Torsions	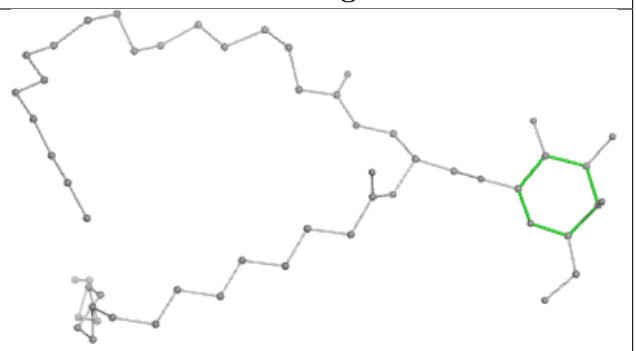 Rings

Ligand CLA R 603

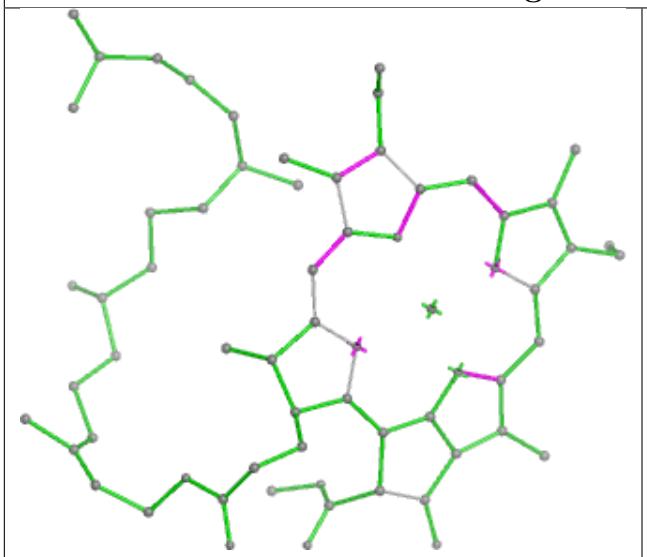

Bond lengths

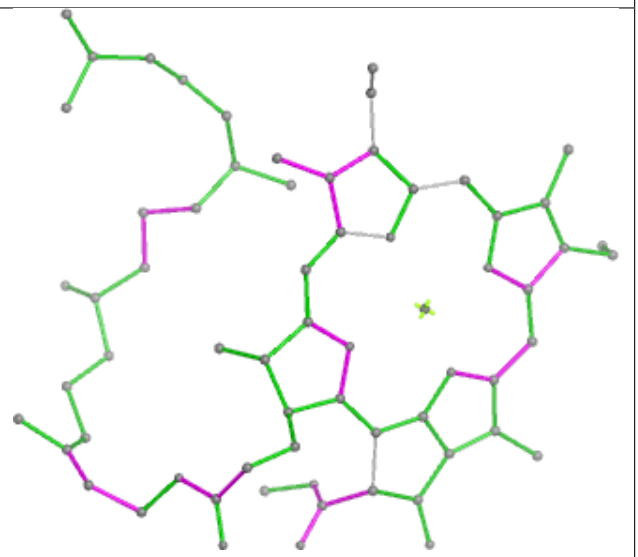

Bond angles

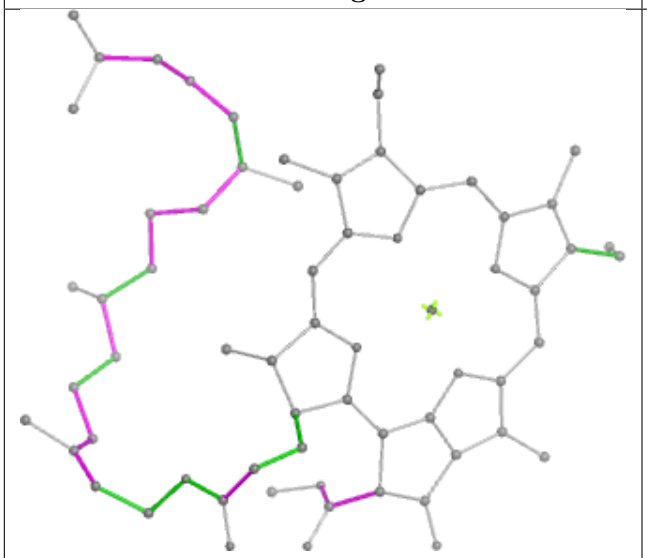

Torsions

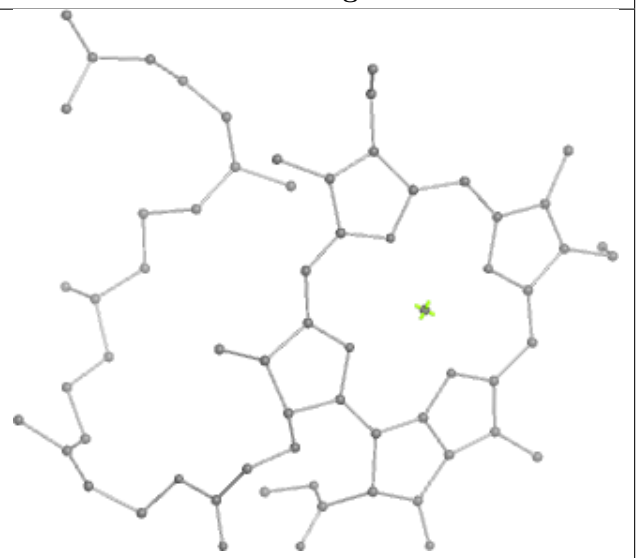

Rings

Ligand LUT 11 616

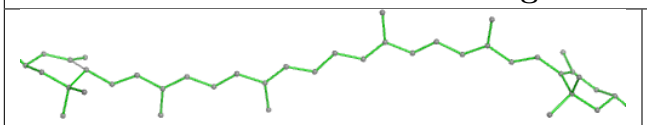

Bond lengths

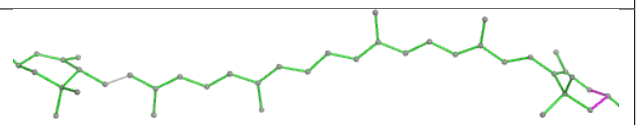

Bond angles

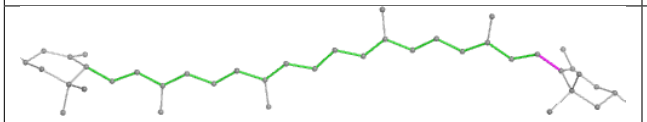

Torsions

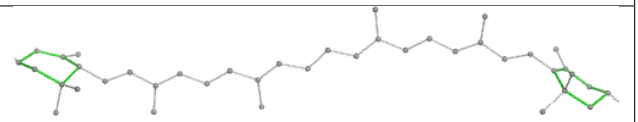

Rings

Ligand LUT 12 614

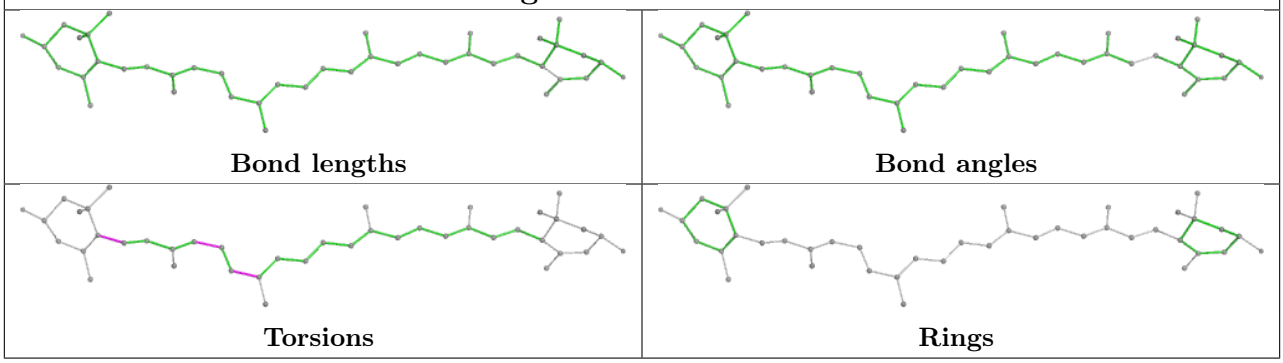

Ligand 3PH 8 201

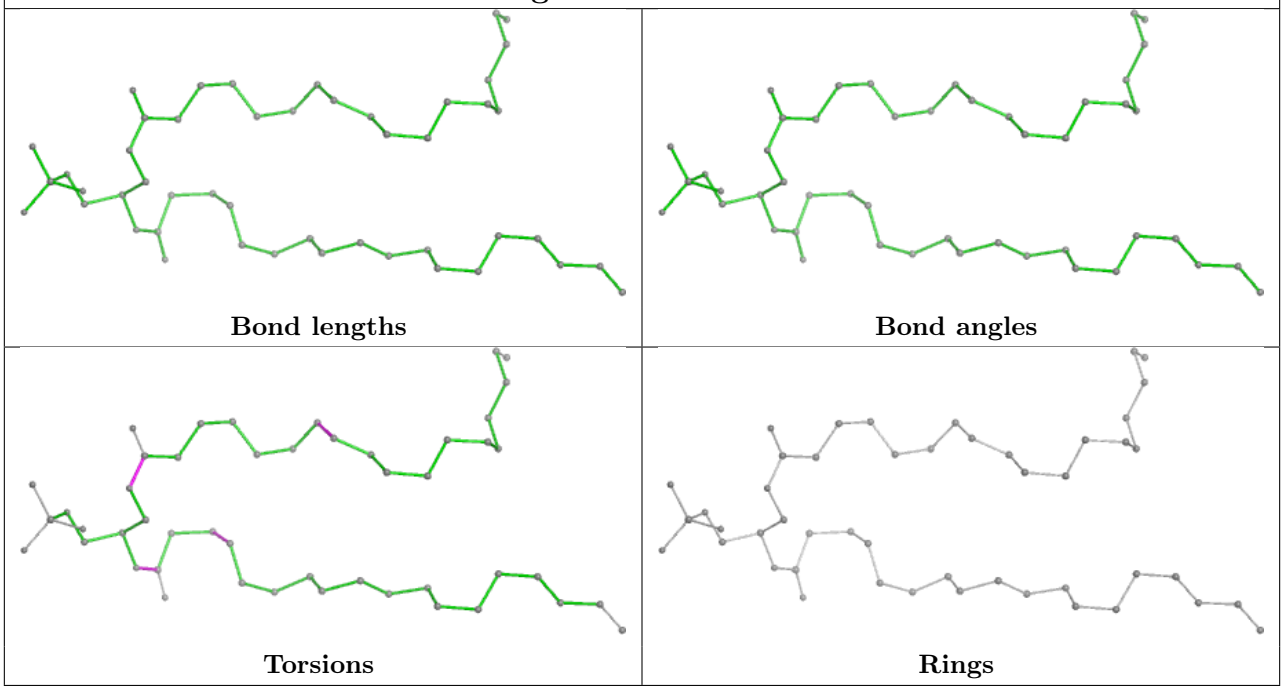

Ligand NEX g 618

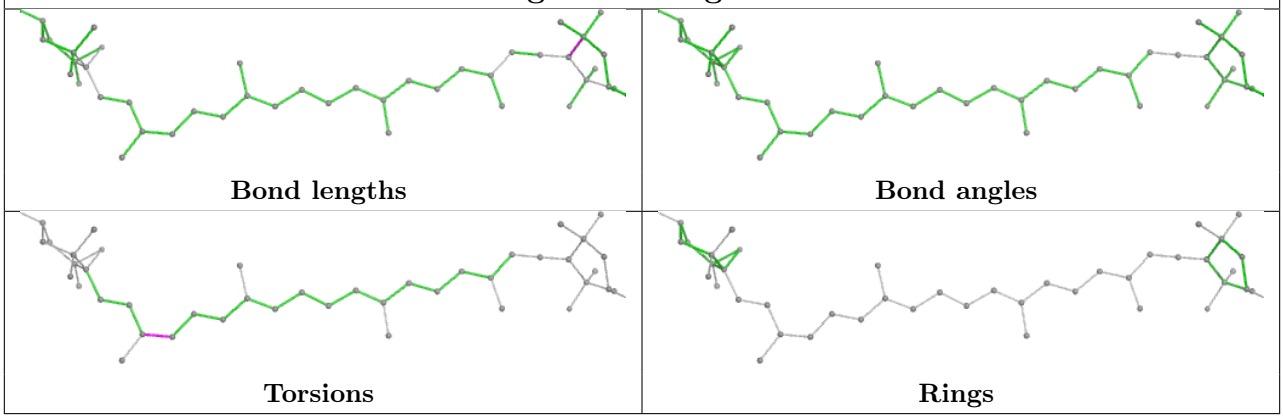

Ligand LUT 1 617	
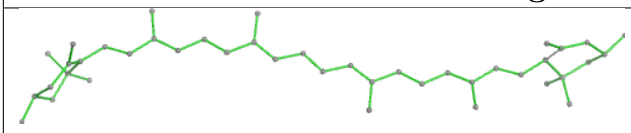 Bond lengths	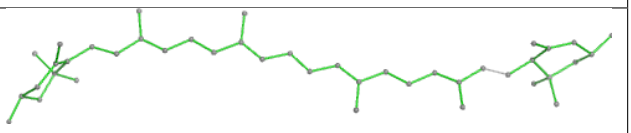 Bond angles
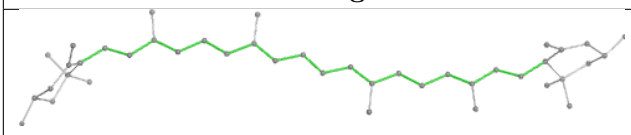 Torsions	Rings

Ligand LUT r 615	
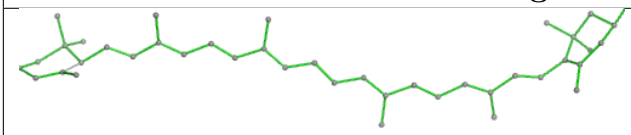 Bond lengths	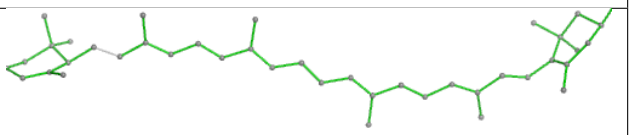 Bond angles
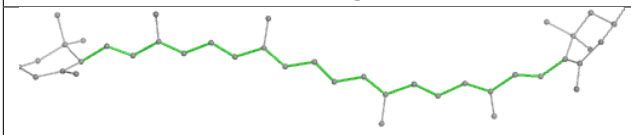 Torsions	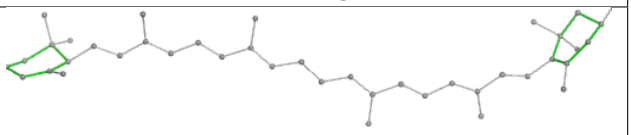 Rings

Ligand NEX n 619	
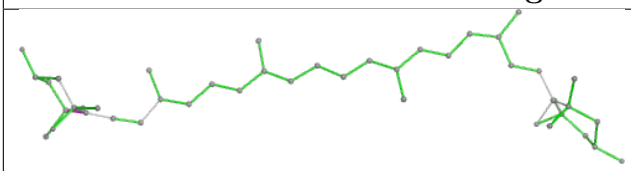 Bond lengths	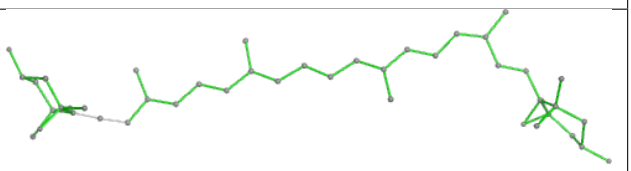 Bond angles
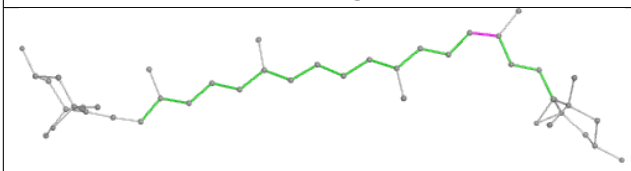 Torsions	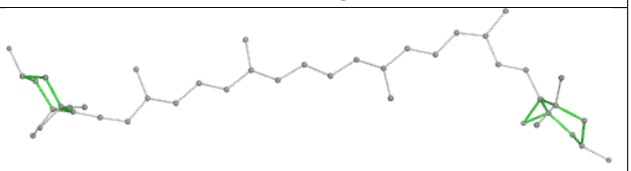 Rings

Ligand CLA R 611

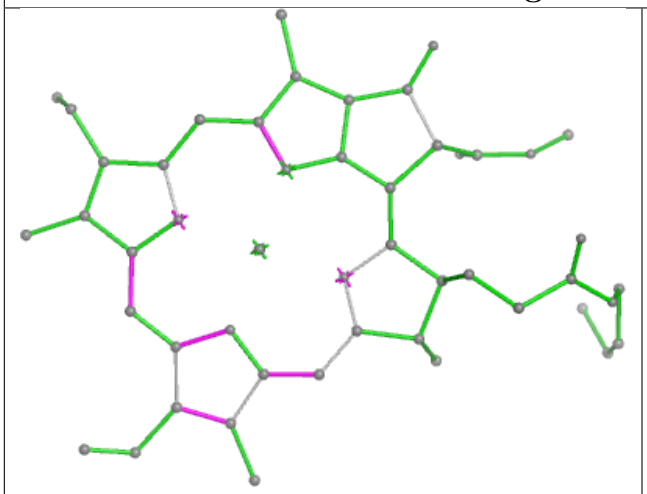

Bond lengths

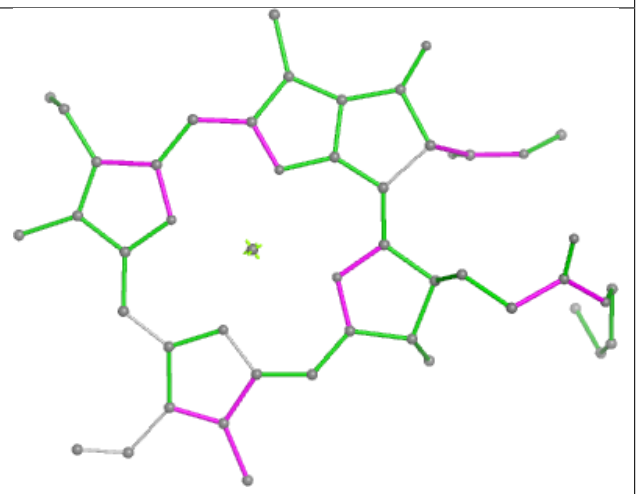

Bond angles

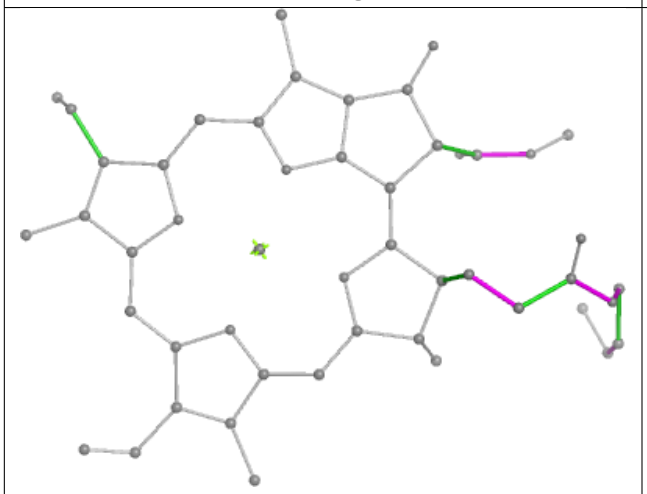

Torsions

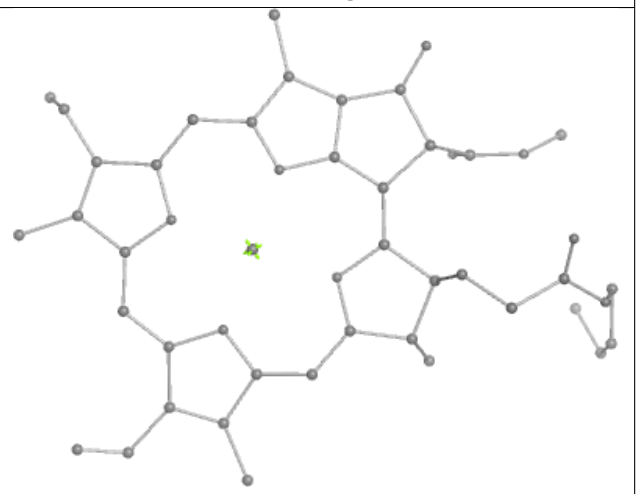

Rings

Ligand CLA N 602

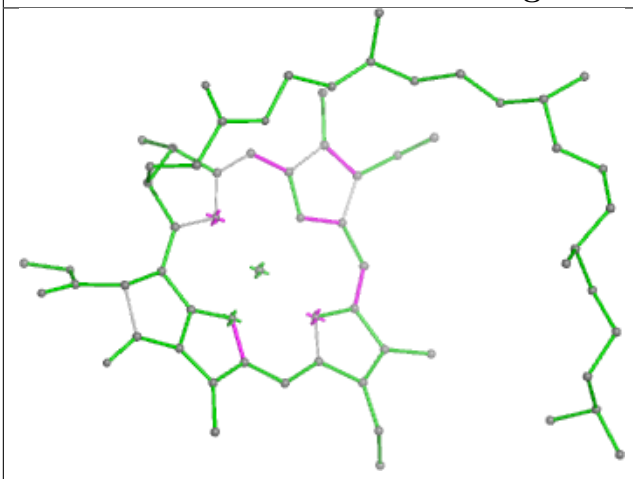

Bond lengths

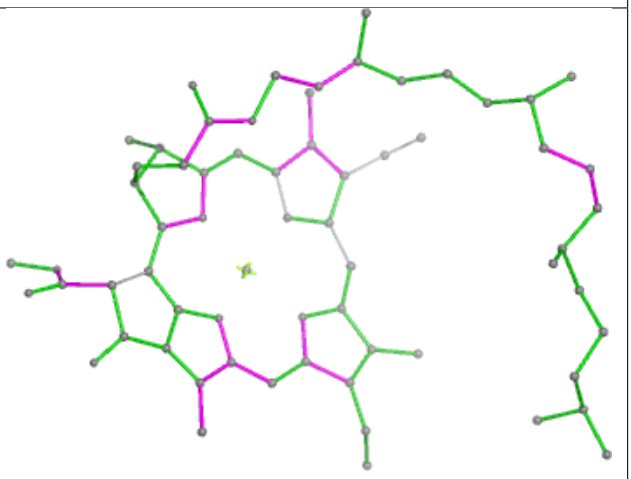

Bond angles

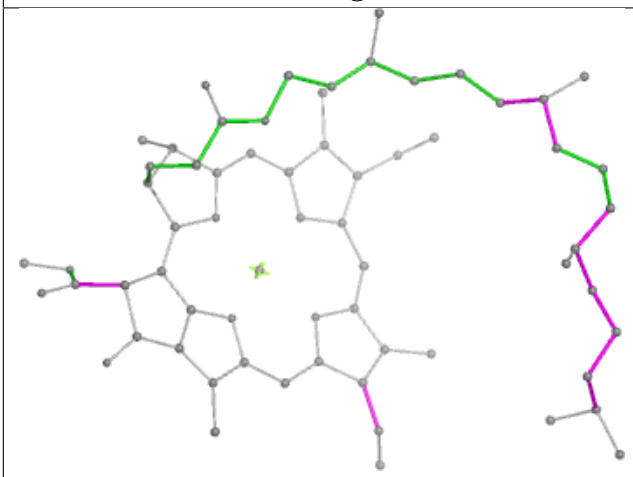

Torsions

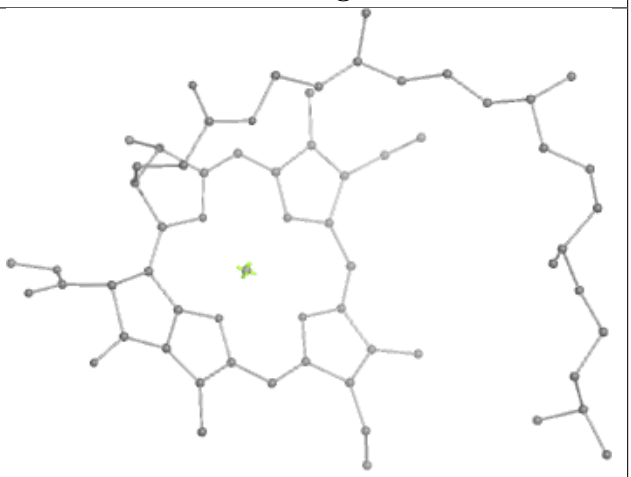

Rings

Ligand BCR c 515

Bond lengths

Bond angles

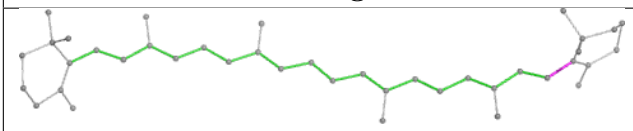

Torsions

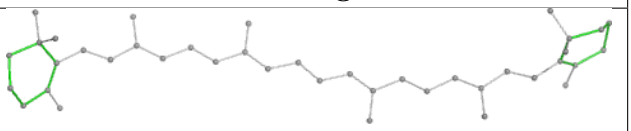

Rings

Ligand LHG A 411

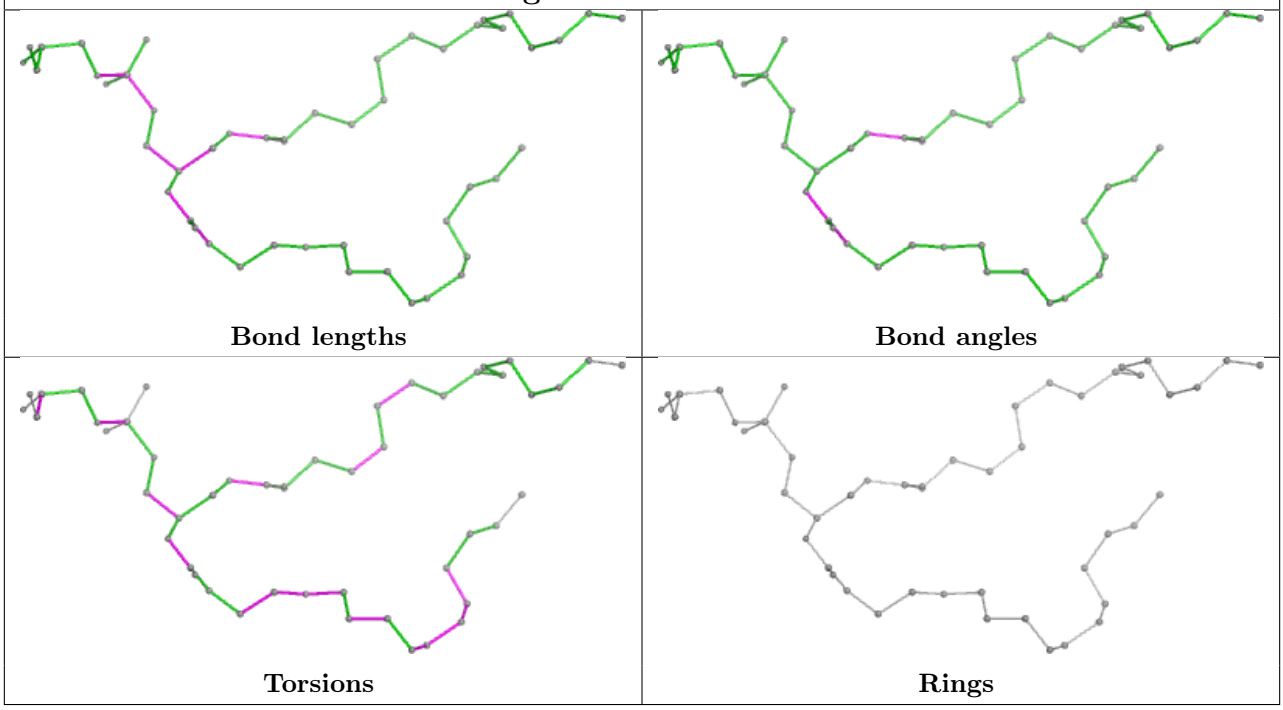

Ligand LMG d 410

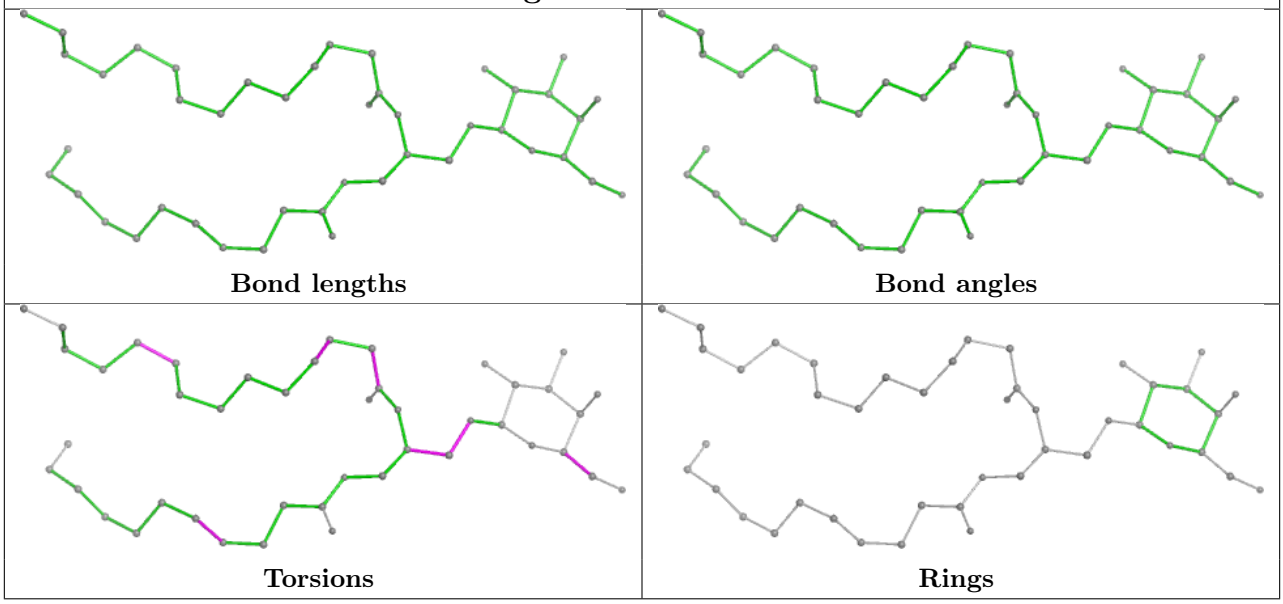

Ligand NEX Y 623

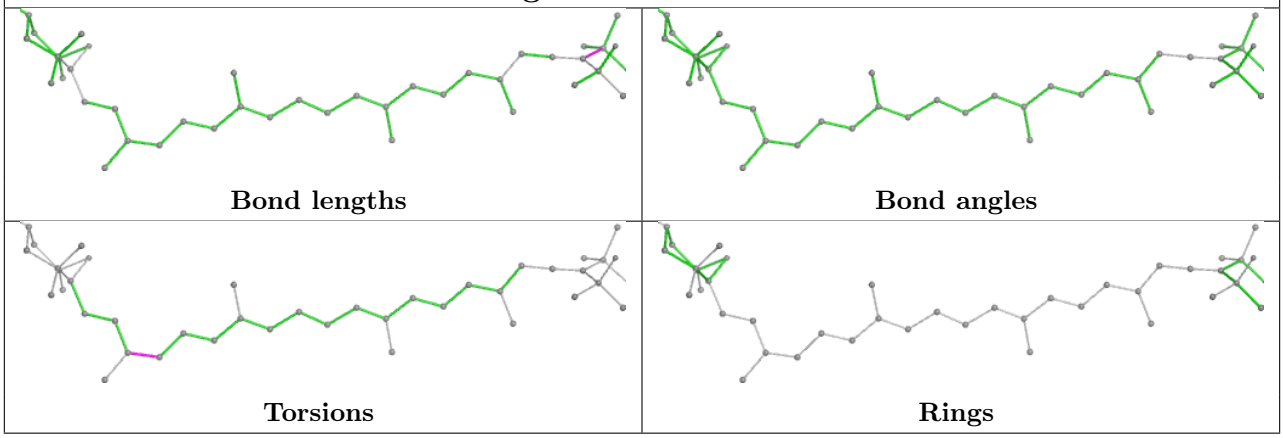

Ligand CLA 3 602

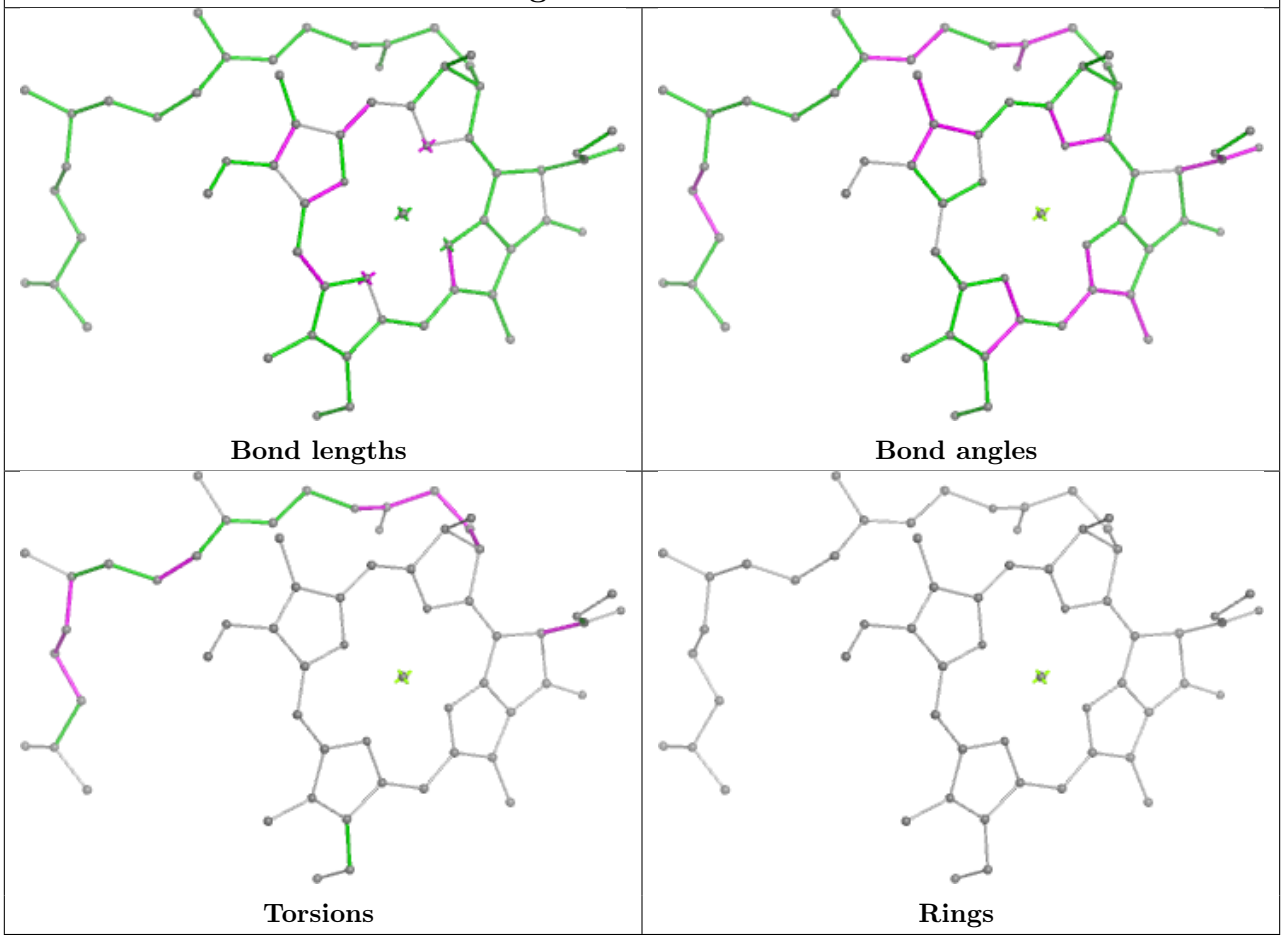

Ligand CLA n 614

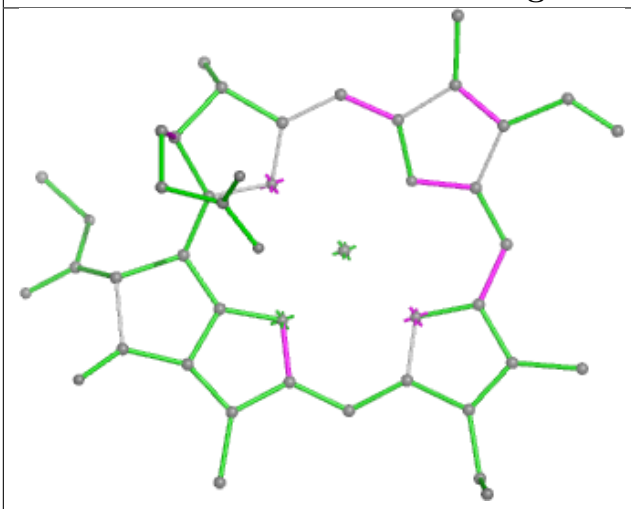

Bond lengths

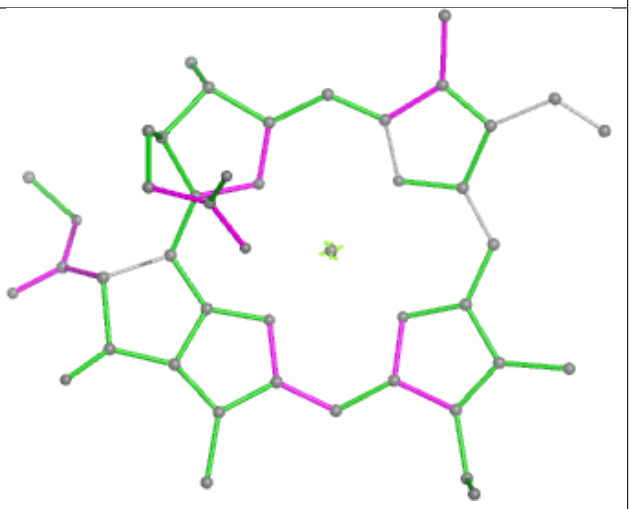

Bond angles

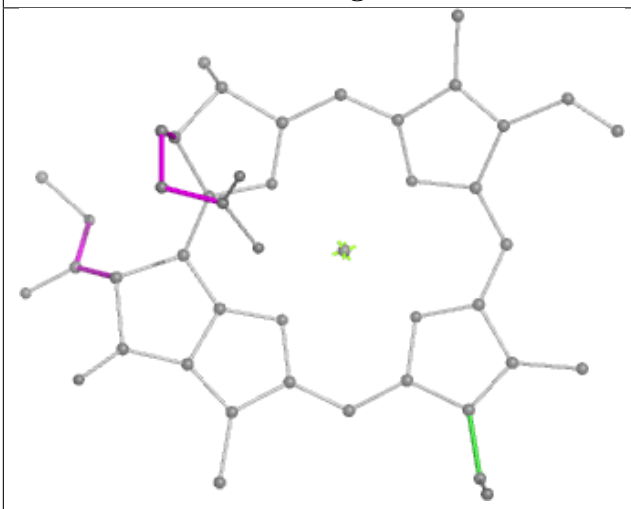

Torsions

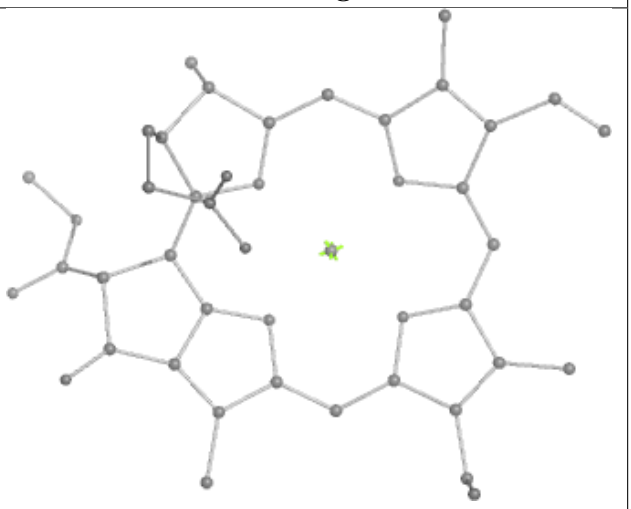

Rings

Ligand CHL 14 608	
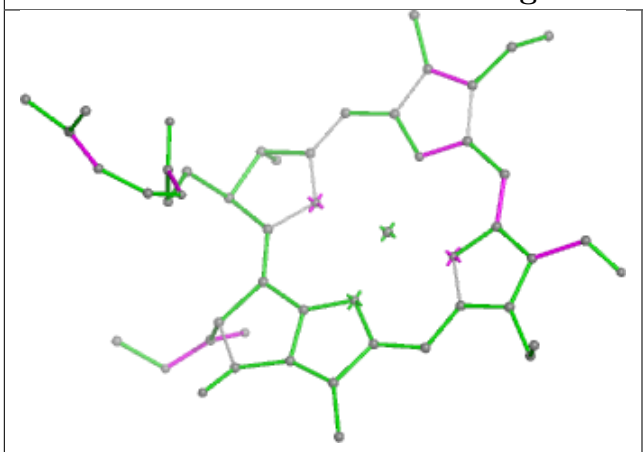 Bond lengths	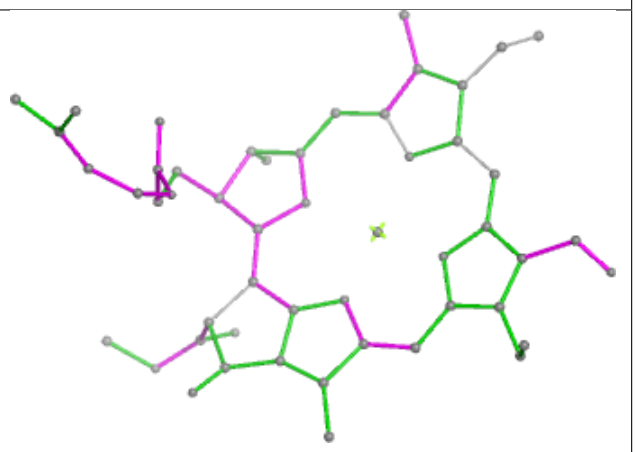 Bond angles
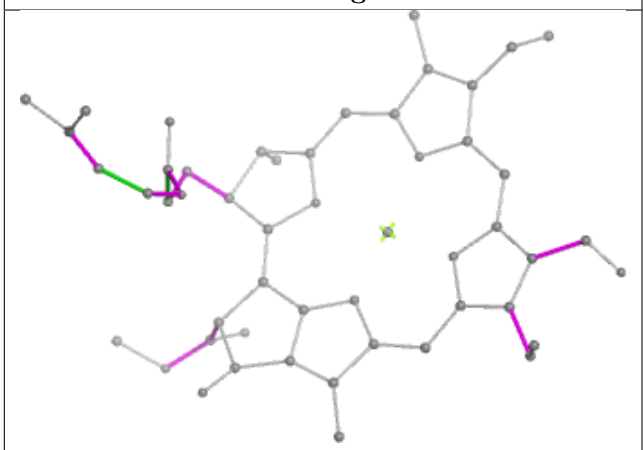 Torsions	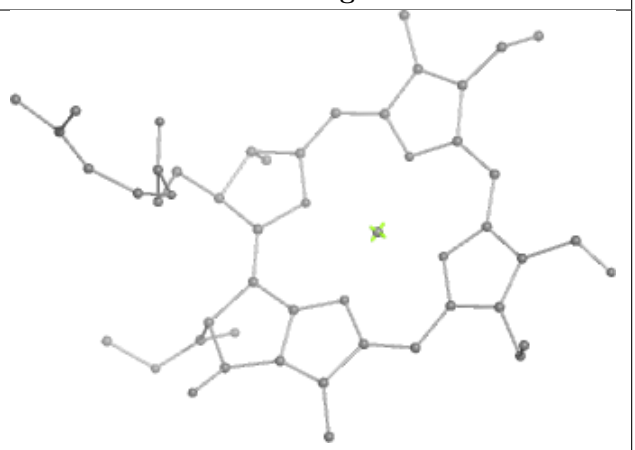 Rings

Ligand LNL C 523	
 Bond lengths	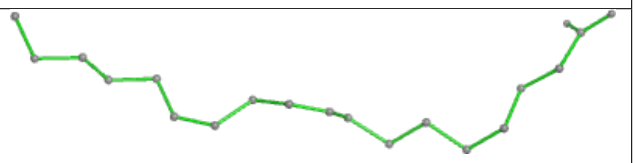 Bond angles
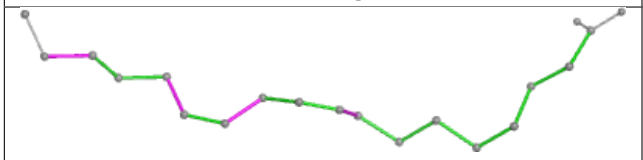 Torsions	 Rings

Ligand LHG 1 615	
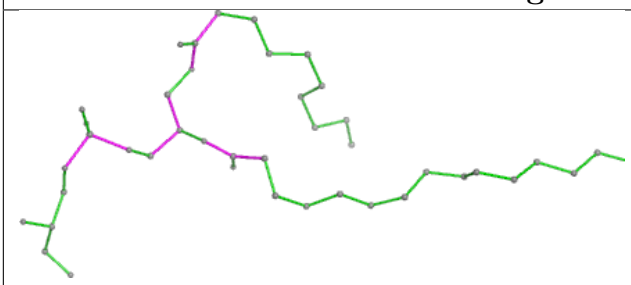 Bond lengths	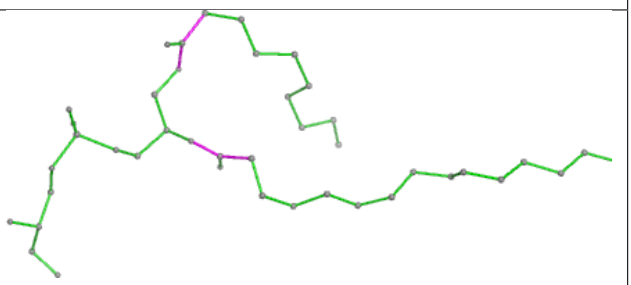 Bond angles
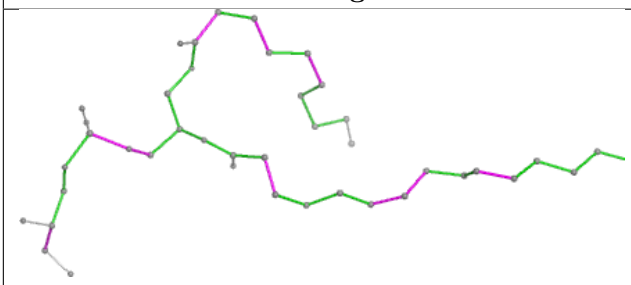 Torsions	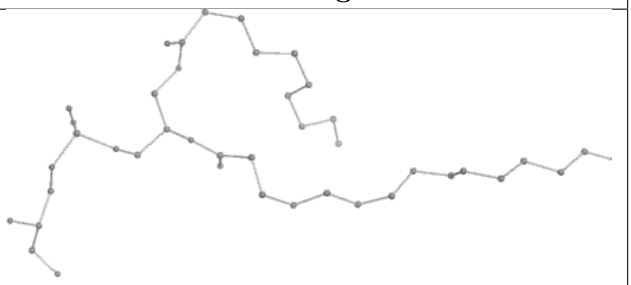 Rings

Ligand LUT 2 614	
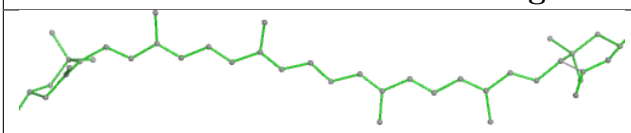 Bond lengths	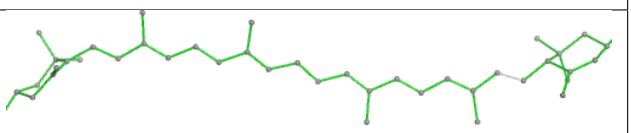 Bond angles
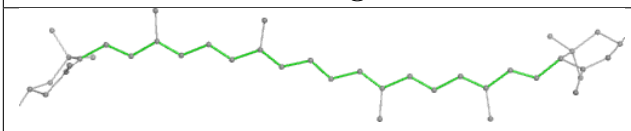 Torsions	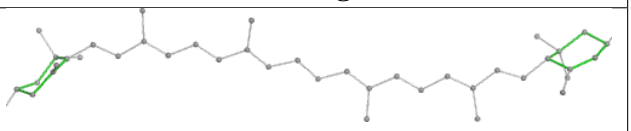 Rings

Ligand LMG B 621	
 Bond lengths	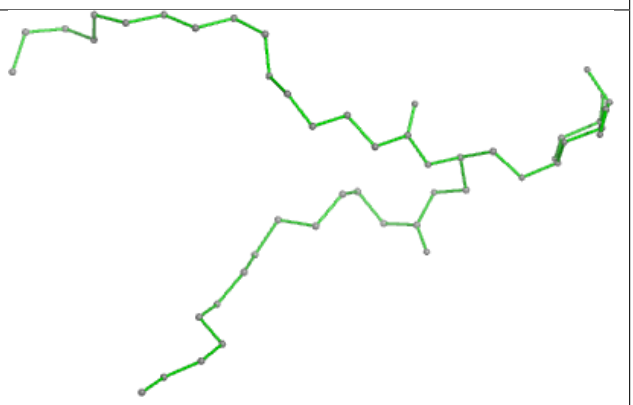 Bond angles
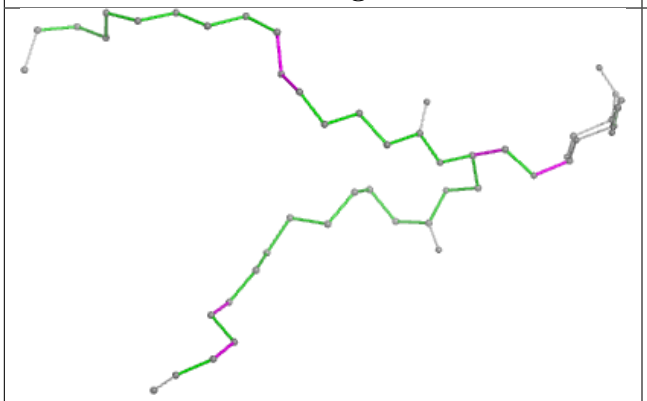 Torsions	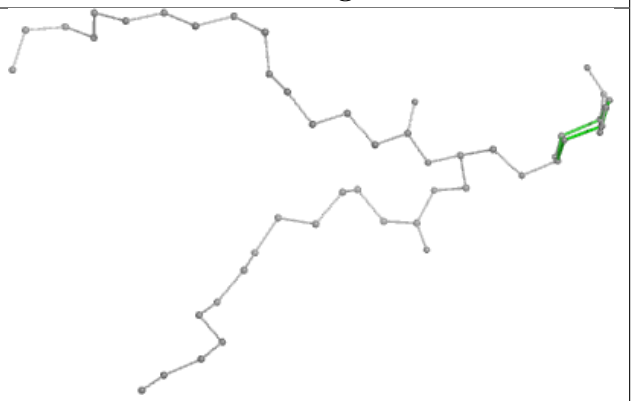 Rings

Ligand BCR j 101	
 Bond lengths	 Bond angles
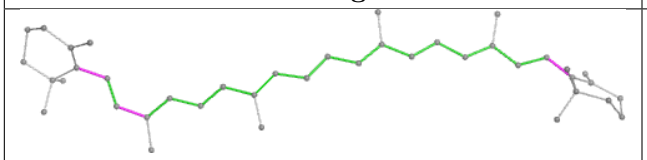 Torsions	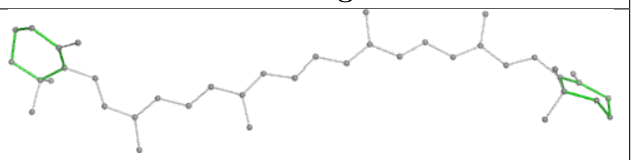 Rings

Ligand CHL 16 607

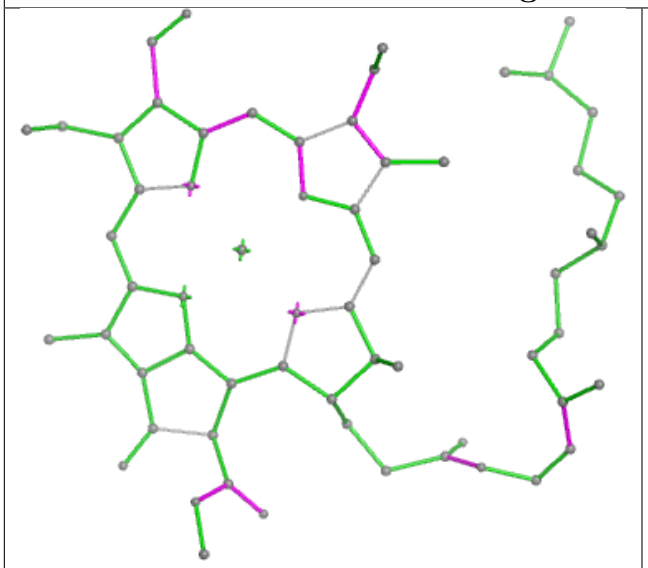

Bond lengths

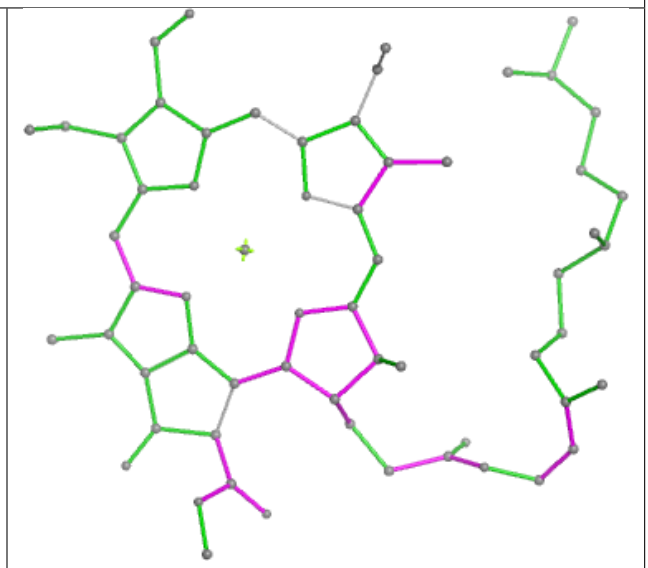

Bond angles

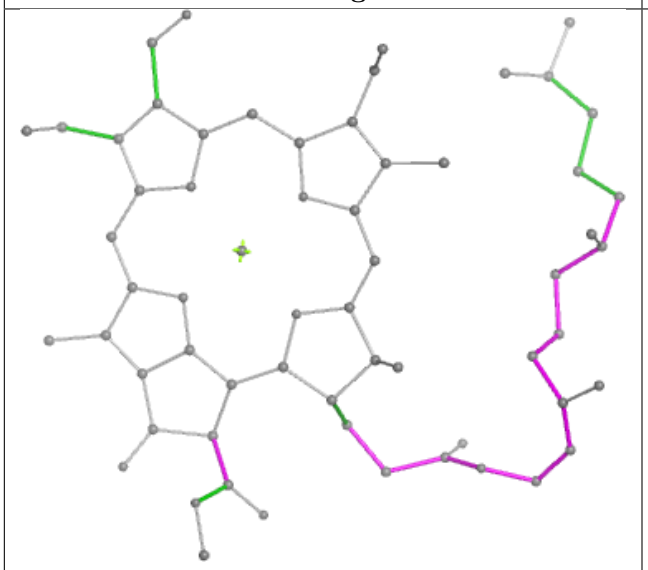

Torsions

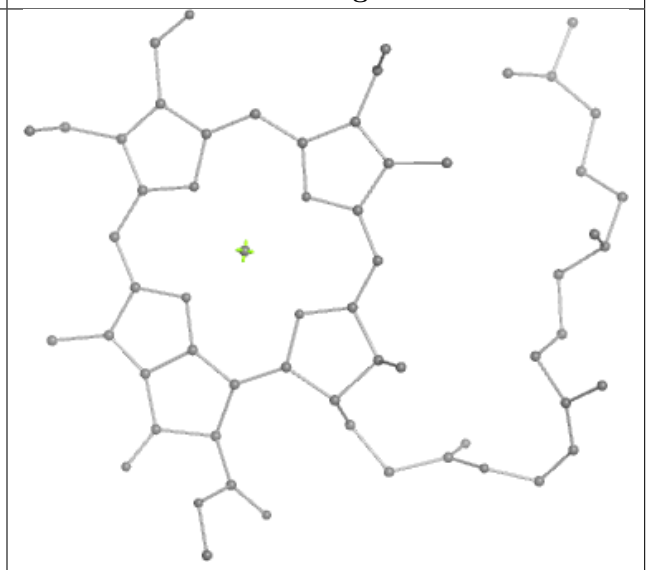

Rings

Ligand CLA c 509	
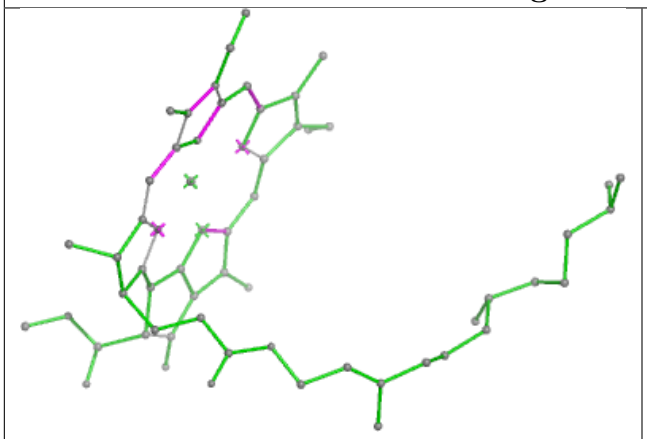 Bond lengths	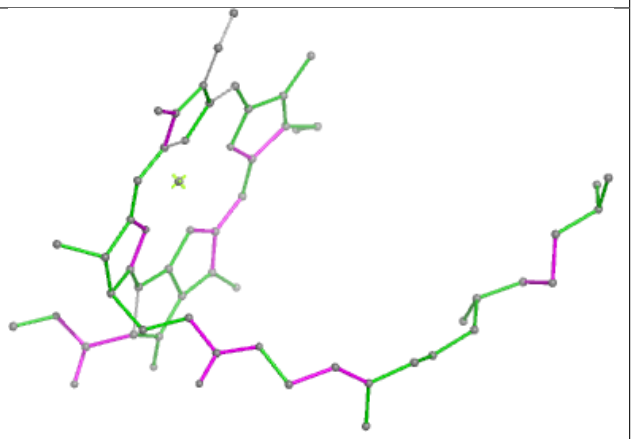 Bond angles
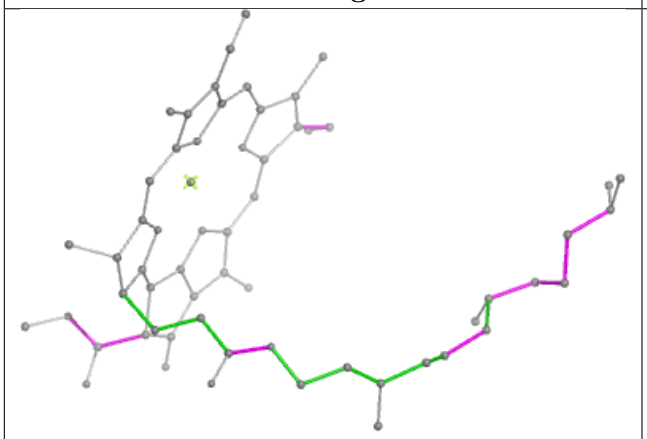 Torsions	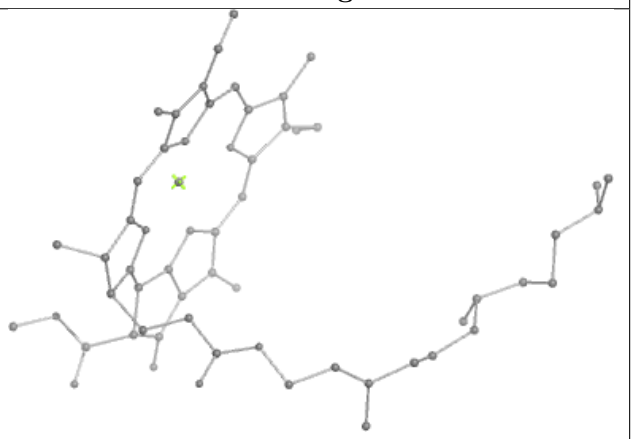 Rings

Ligand CLA 3 614

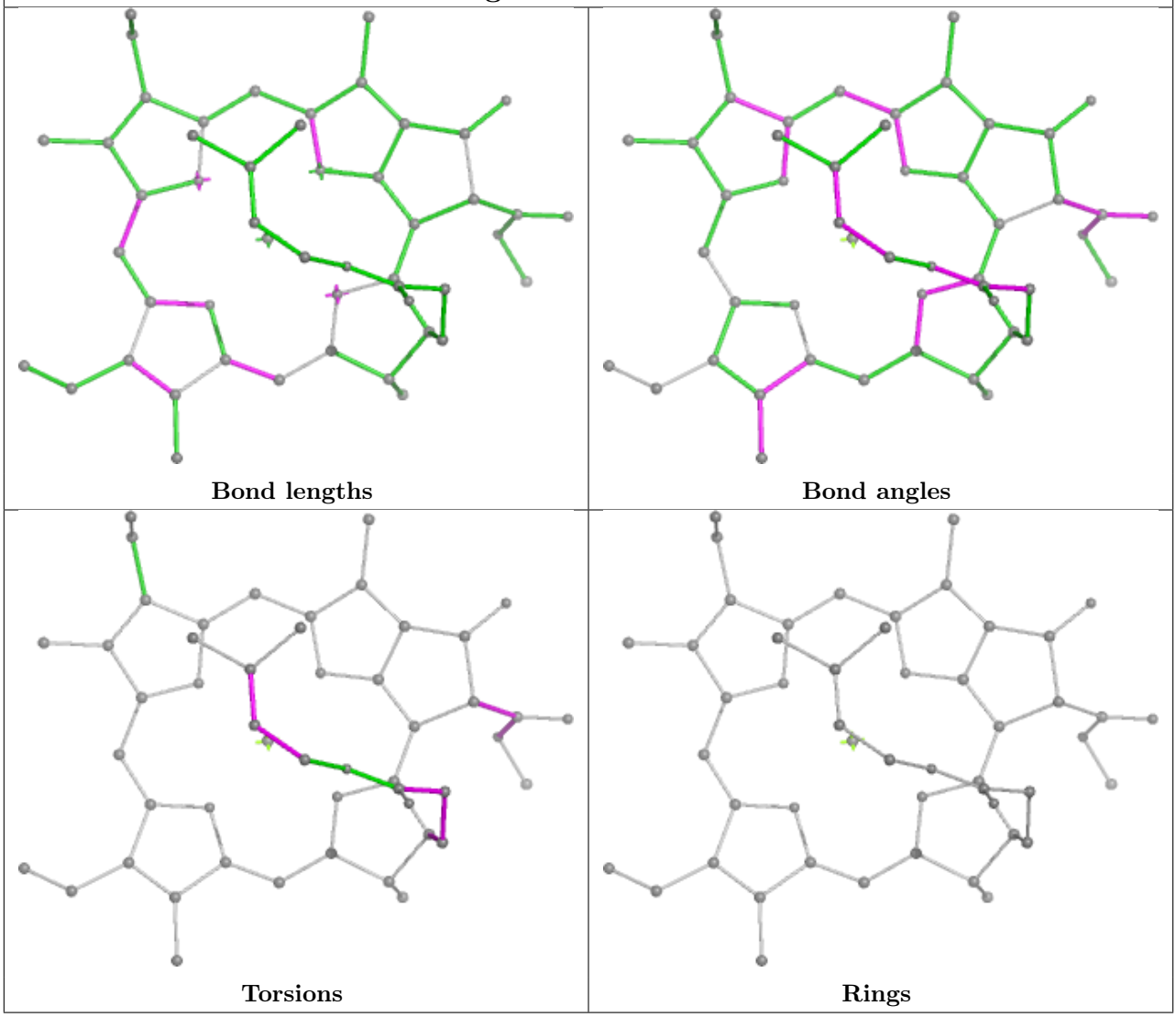

Ligand PL9 D 407

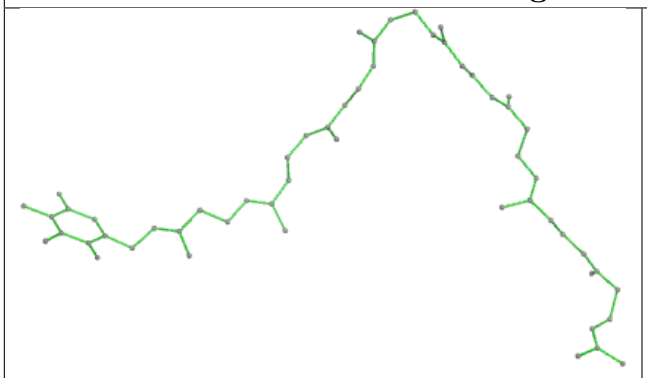

Bond lengths

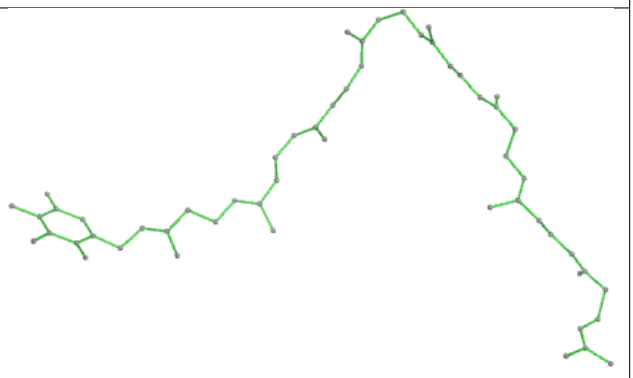

Bond angles

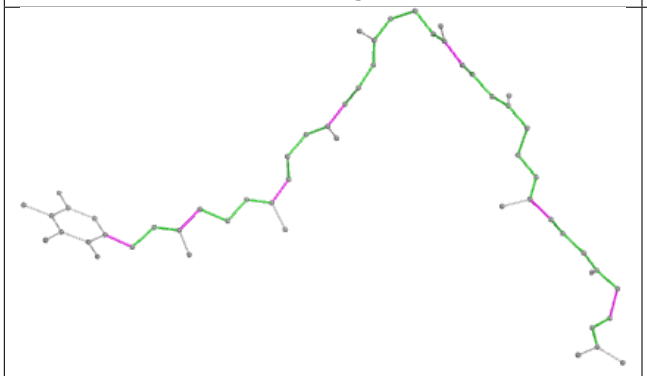

Torsions

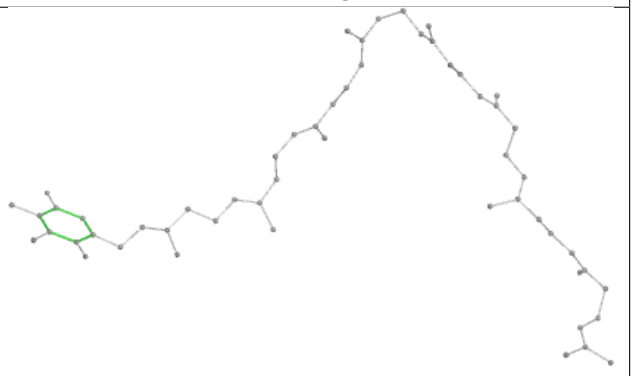

Rings

Ligand LHG d 413

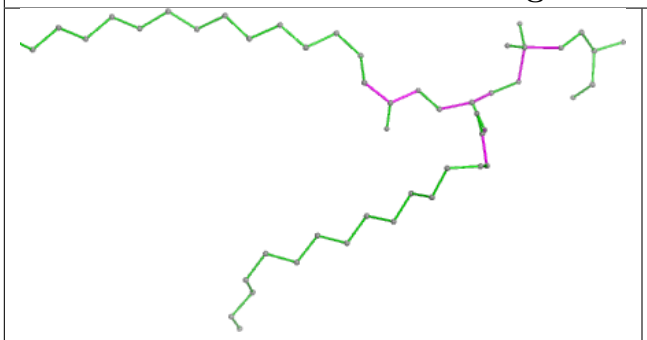

Bond lengths

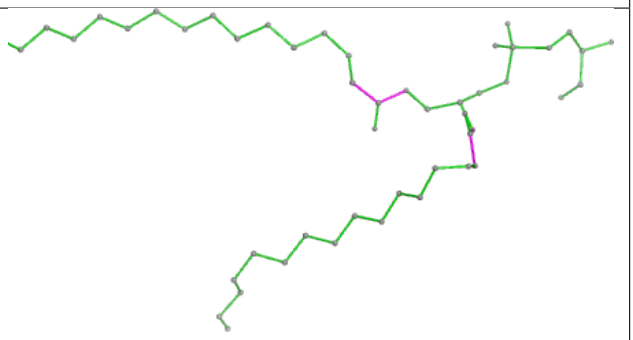

Bond angles

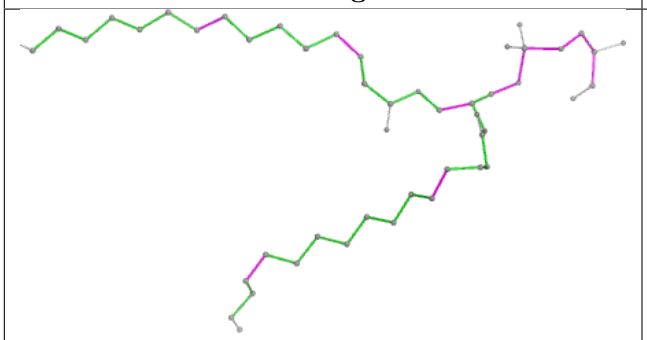

Torsions

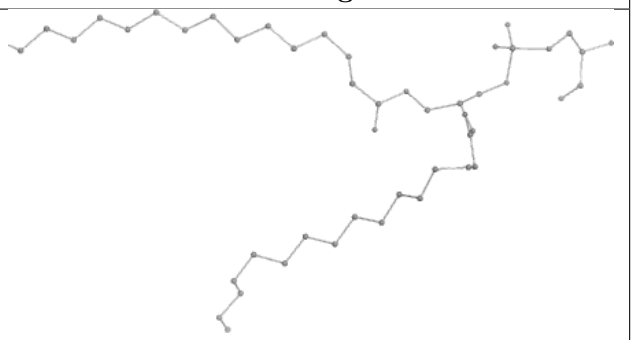

Rings

Ligand CLA 12 603	
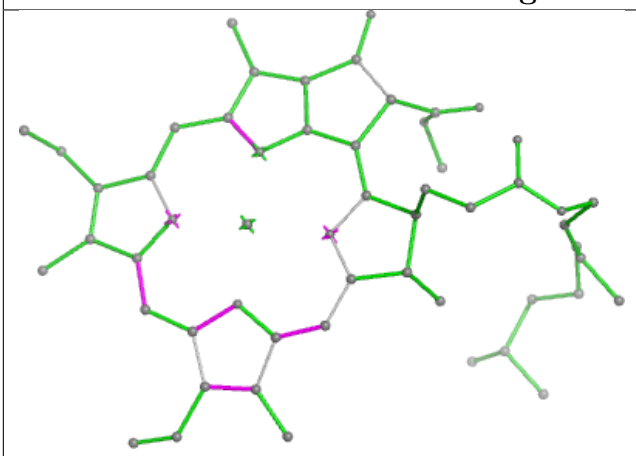	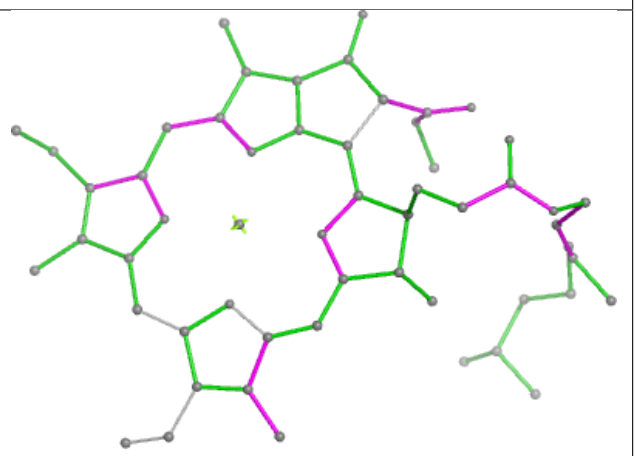
Bond lengths	**Bond angles**
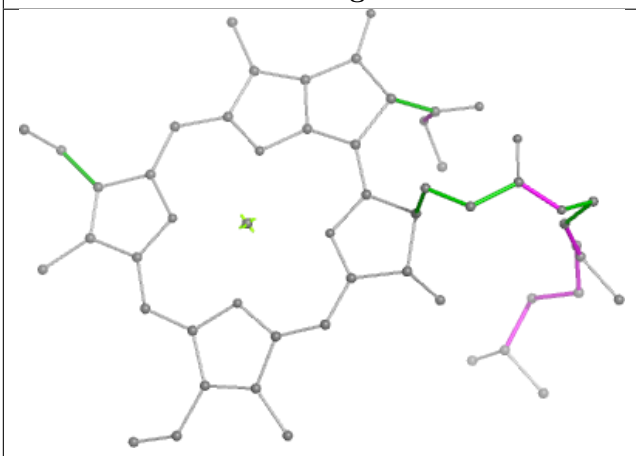	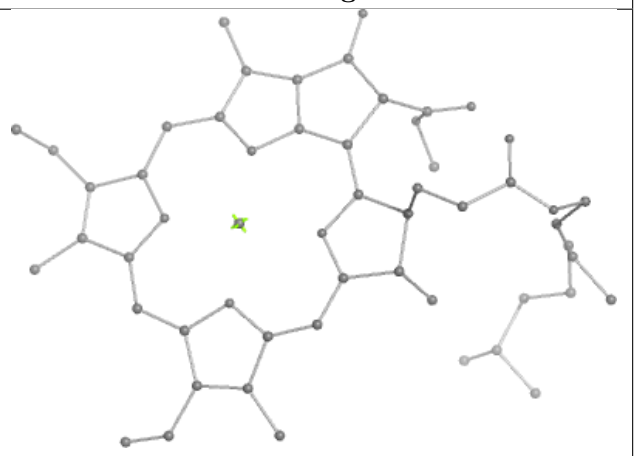
Torsions	**Rings**

Ligand CLA B 601

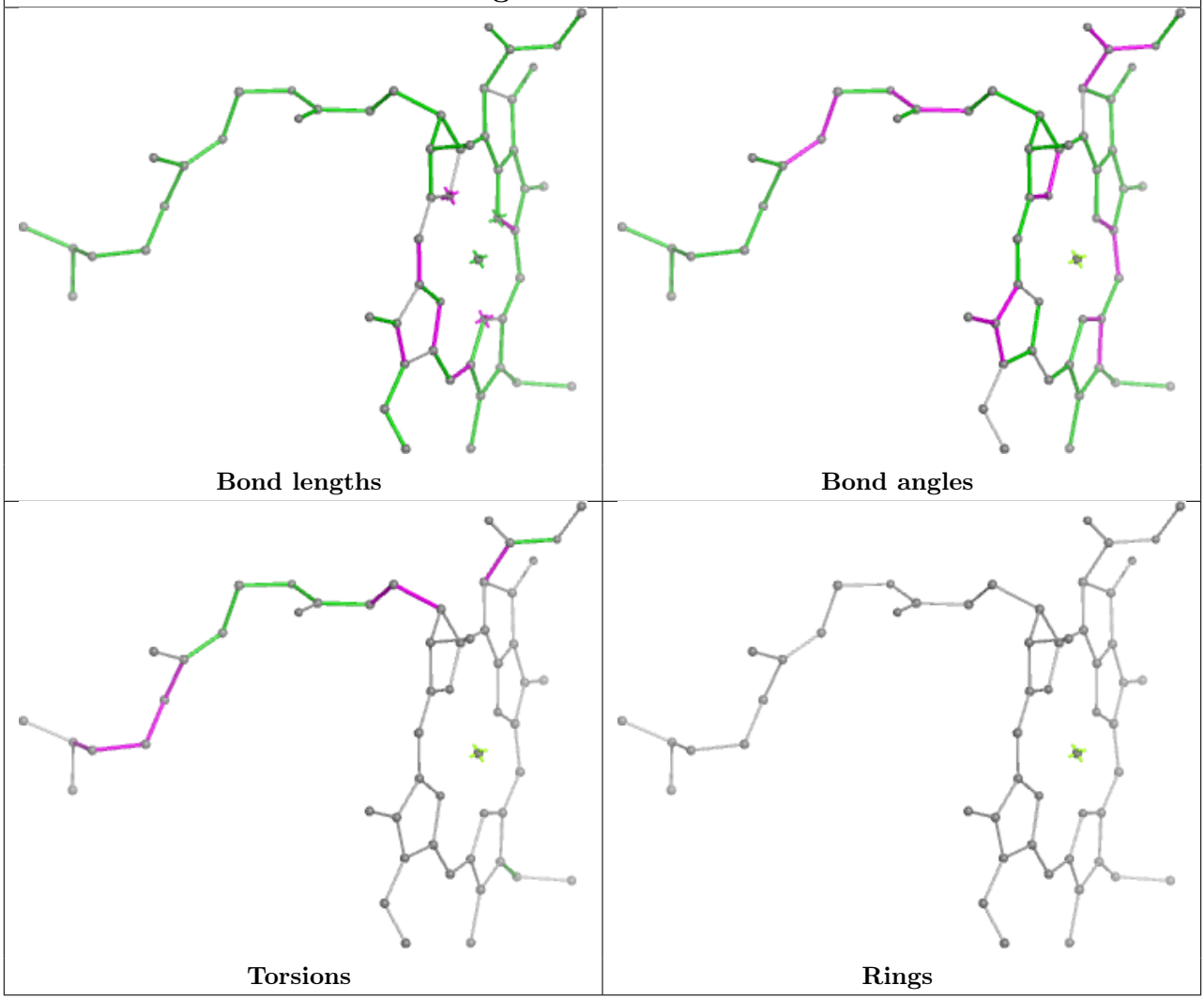

Ligand LHG 6 616

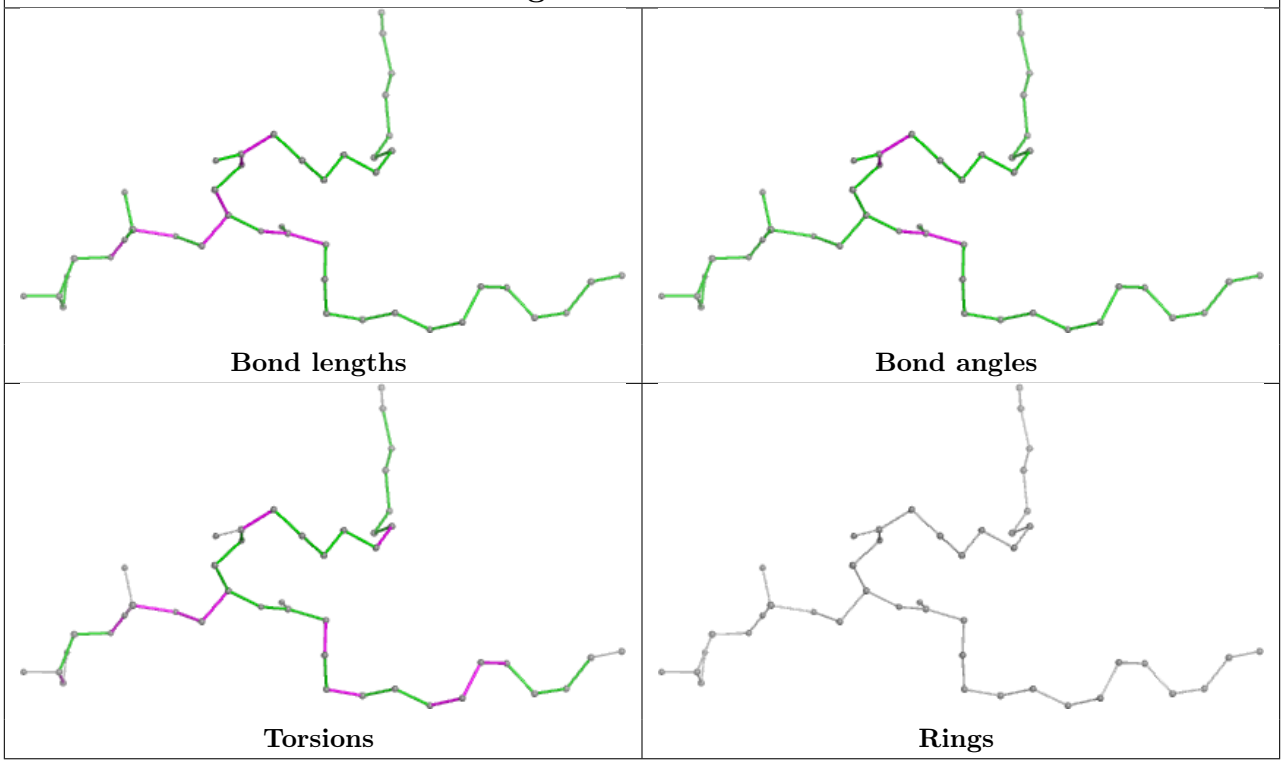

Ligand LNL r 620

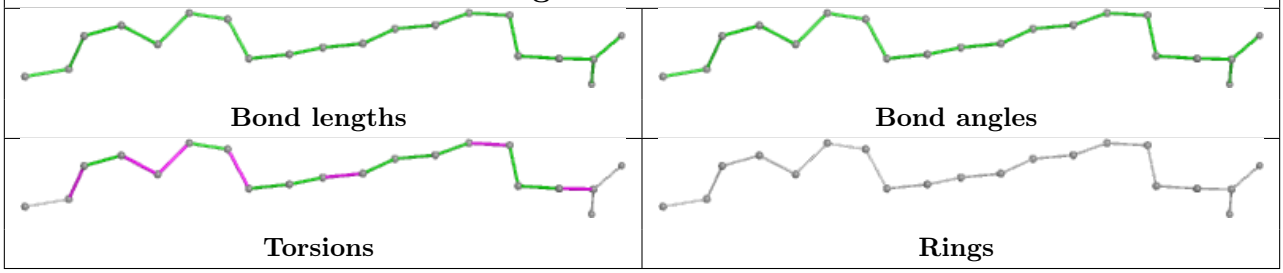

Ligand CLA 15 610

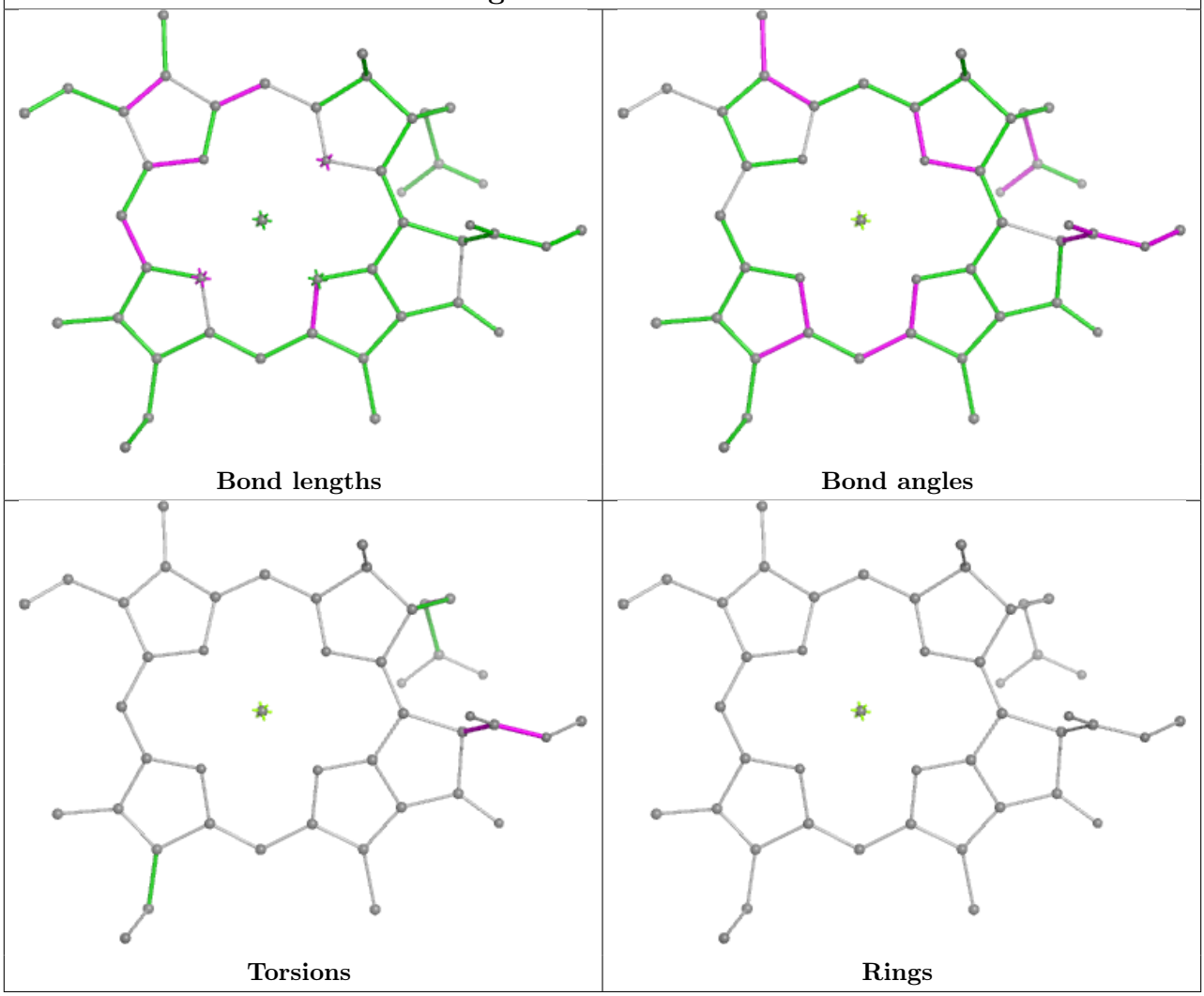

Ligand CHL 4 609

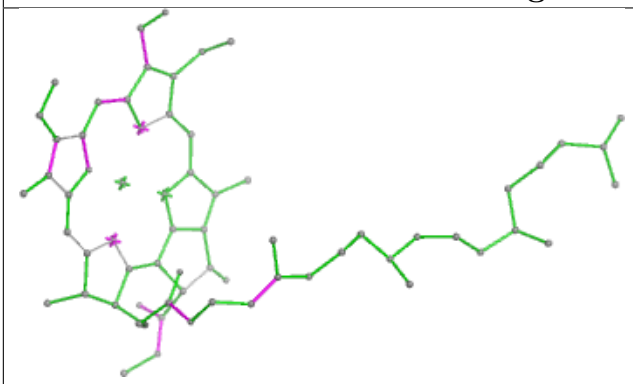

Bond lengths

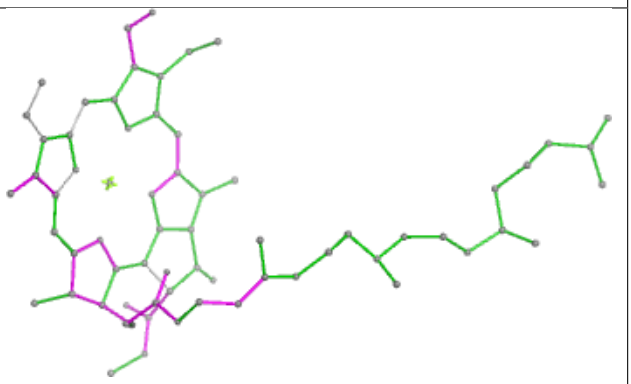

Bond angles

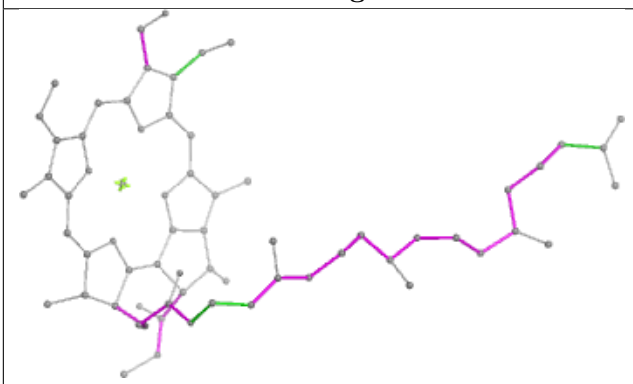

Torsions

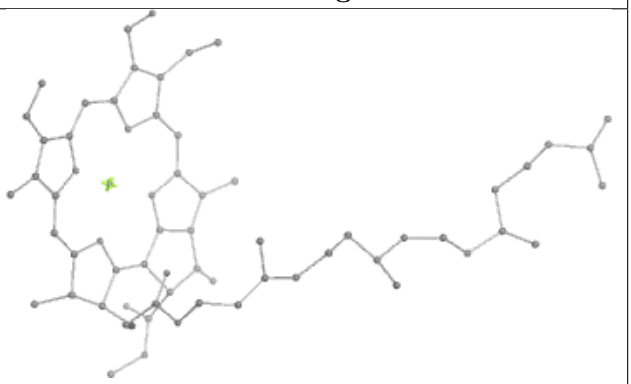

Rings

Ligand CLA B 606

Bond lengths

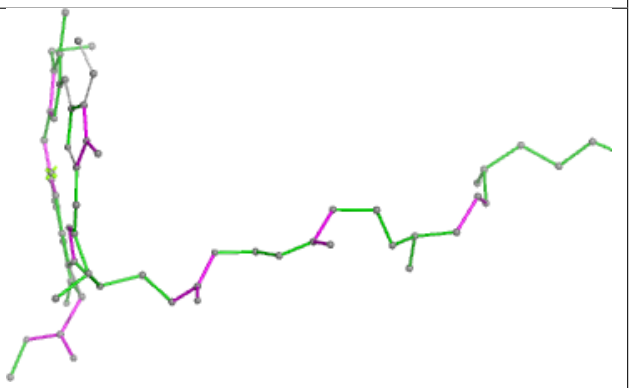

Bond angles

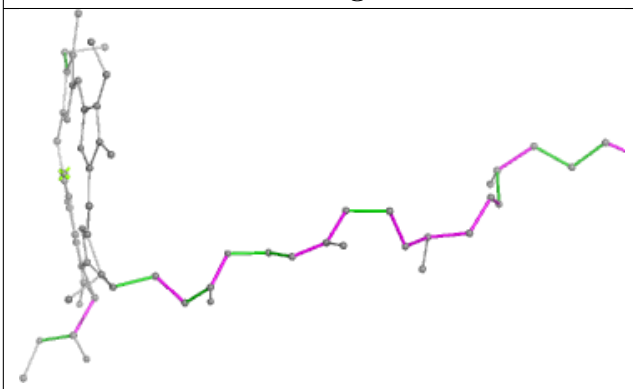

Torsions



Rings

Ligand CLA 6 610	
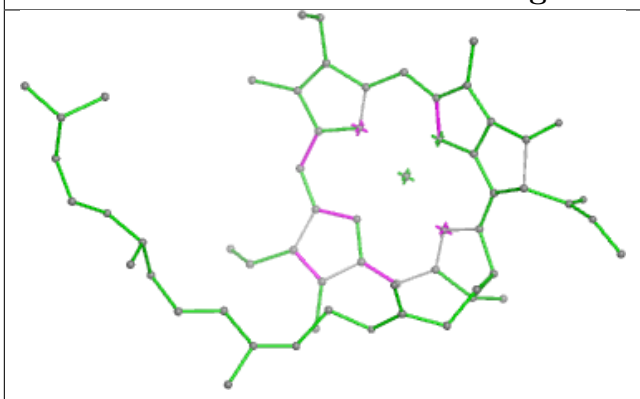 Bond lengths	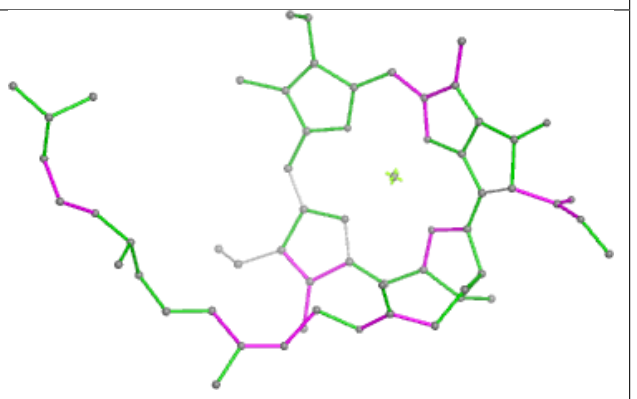 Bond angles
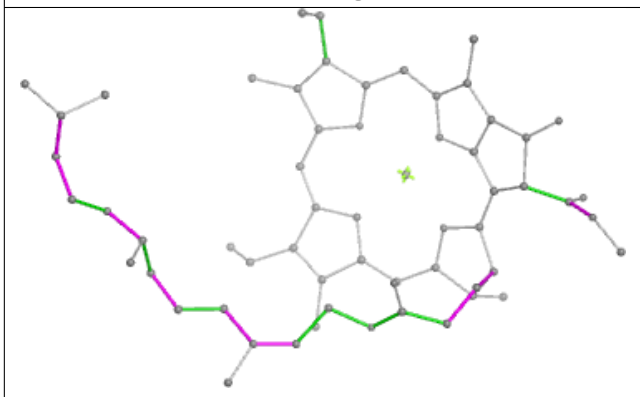 Torsions	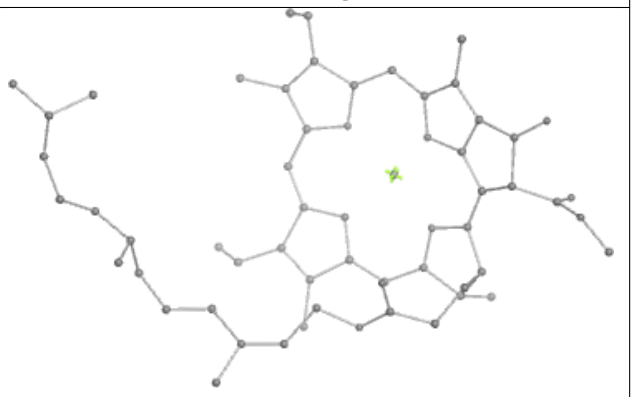 Rings

Ligand CHL r 606	
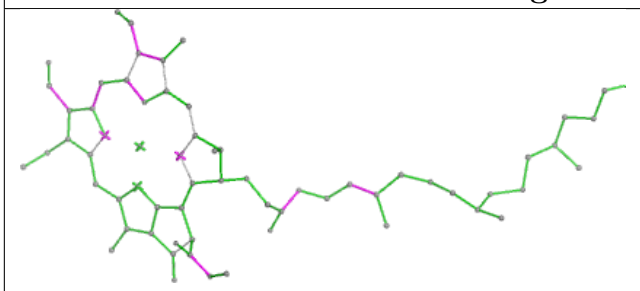 Bond lengths	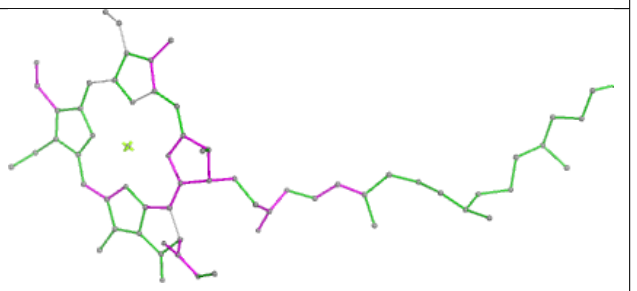 Bond angles
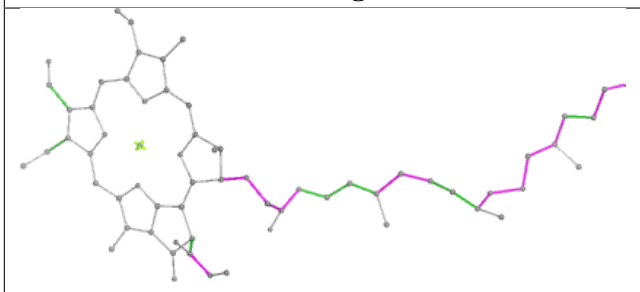 Torsions	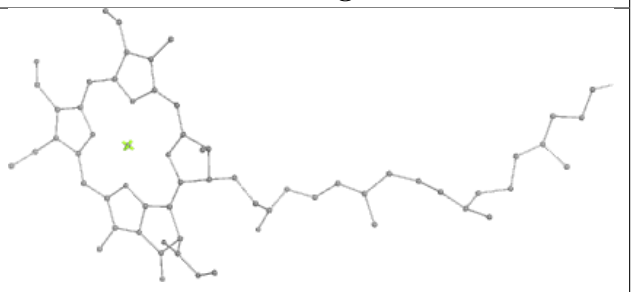 Rings

Ligand NEX G 618

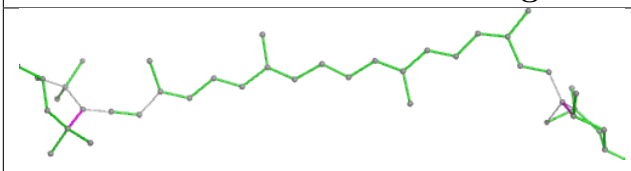

Bond lengths

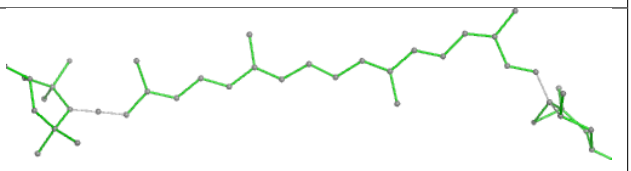

Bond angles

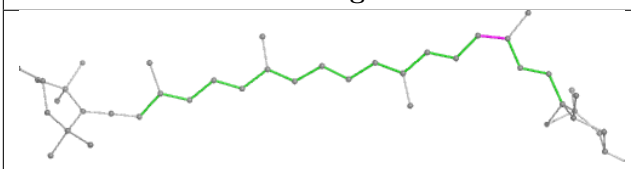

Torsions

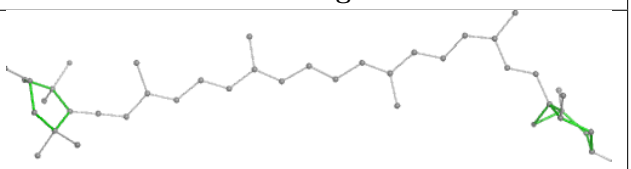

Rings

Ligand CLA C 509

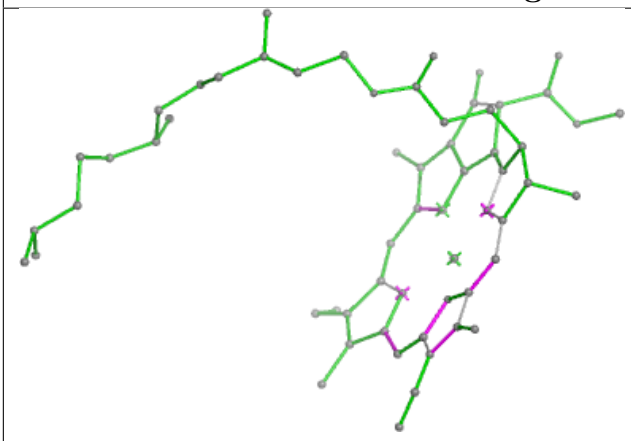

Bond lengths

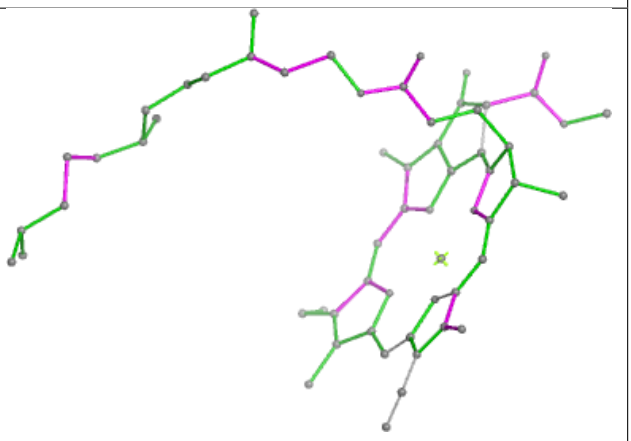

Bond angles

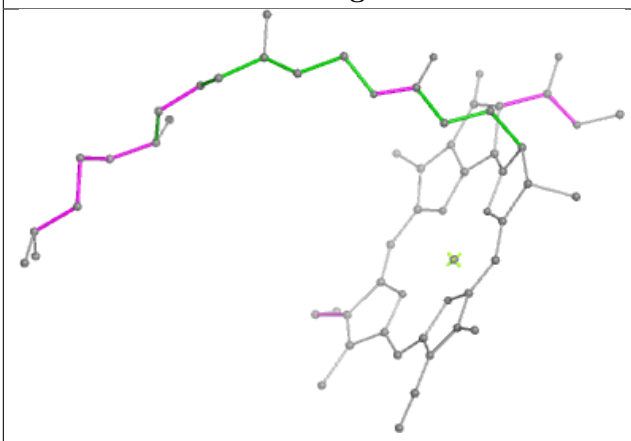

Torsions

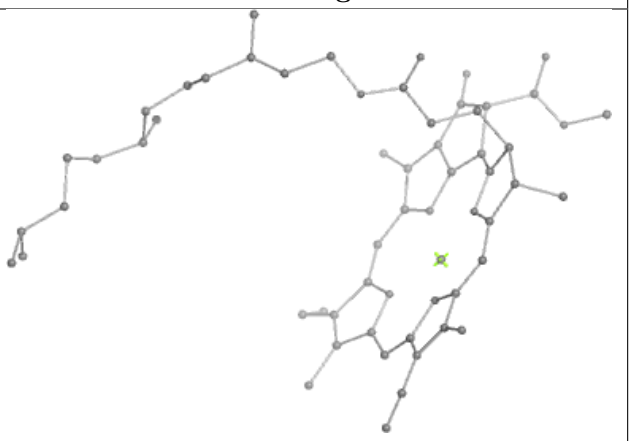

Rings

Ligand CLA 16 610	
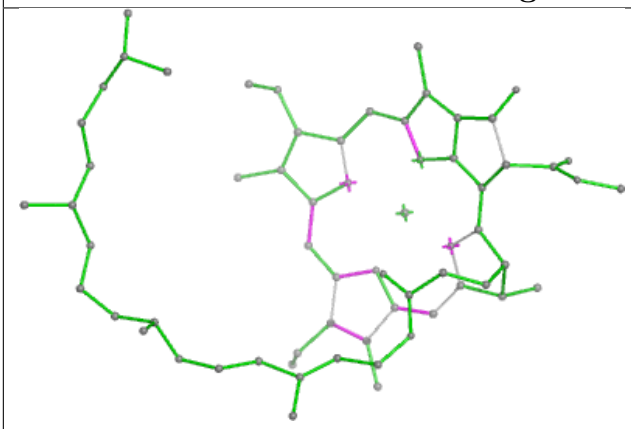 Bond lengths	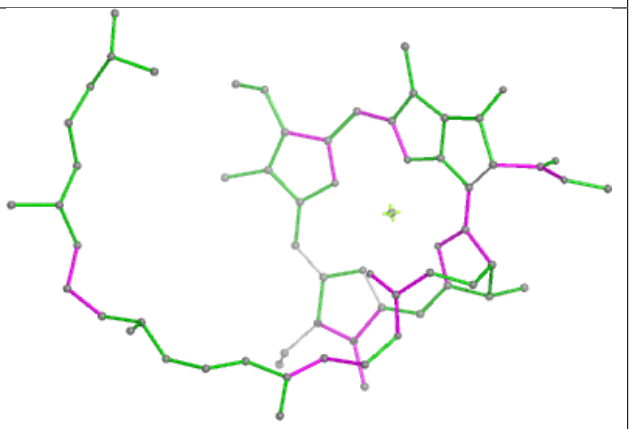 Bond angles
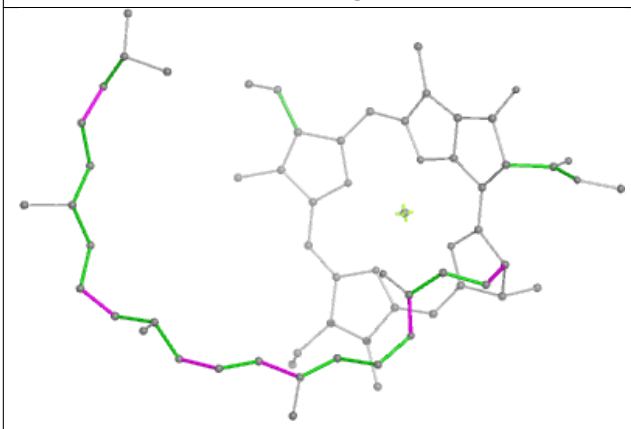 Torsions	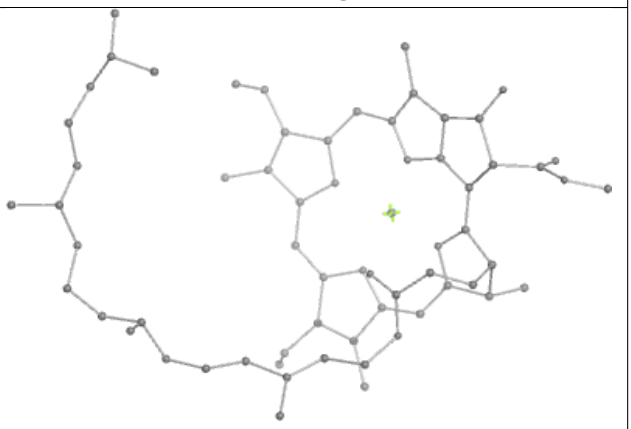 Rings

Ligand LHG L 102

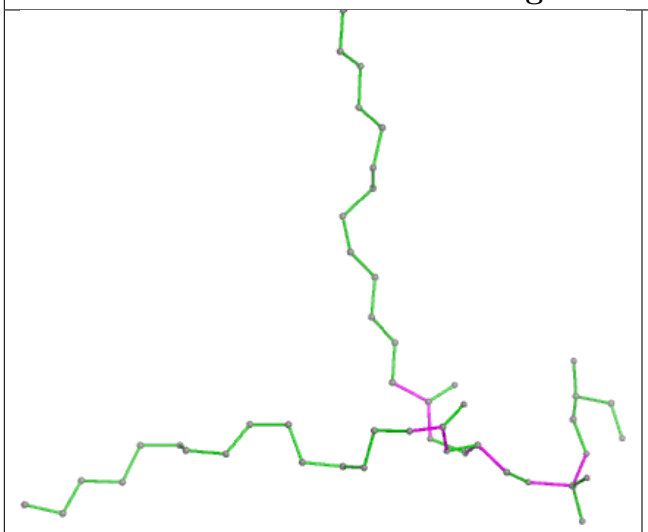

Bond lengths

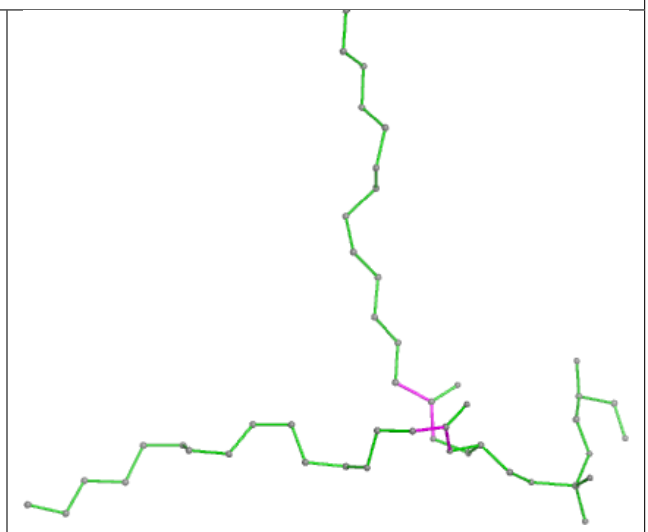

Bond angles



Torsions

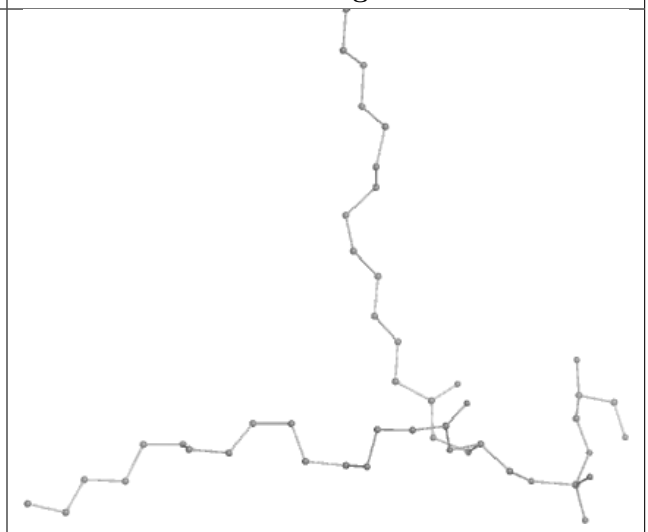

Rings

Ligand CLA C 511	
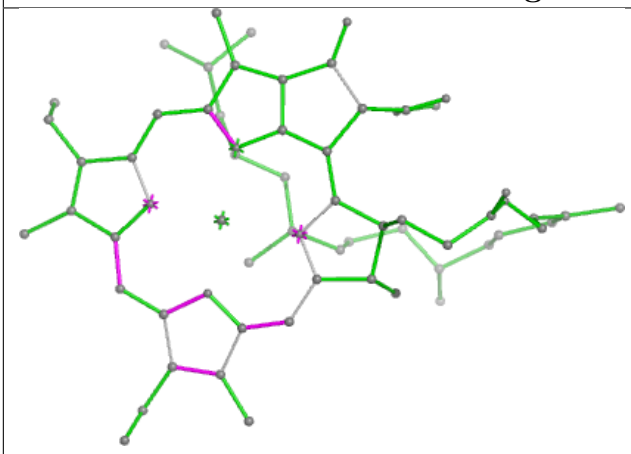 Bond lengths	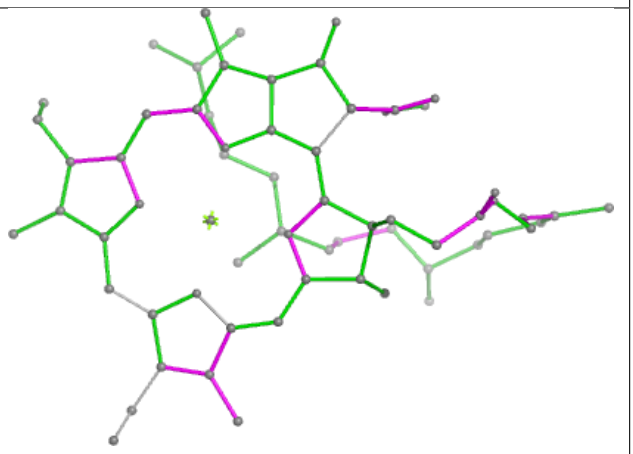 Bond angles
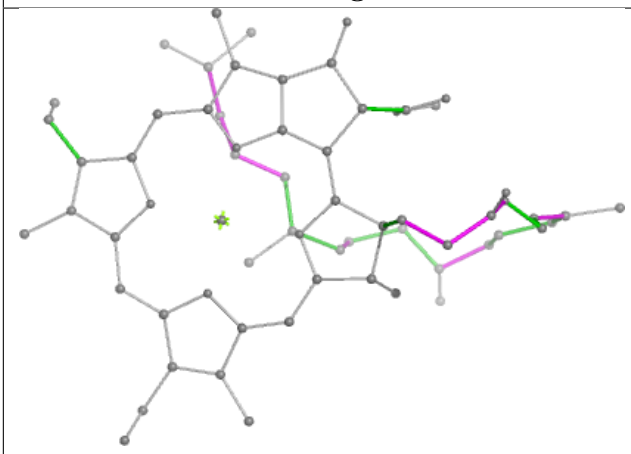 Torsions	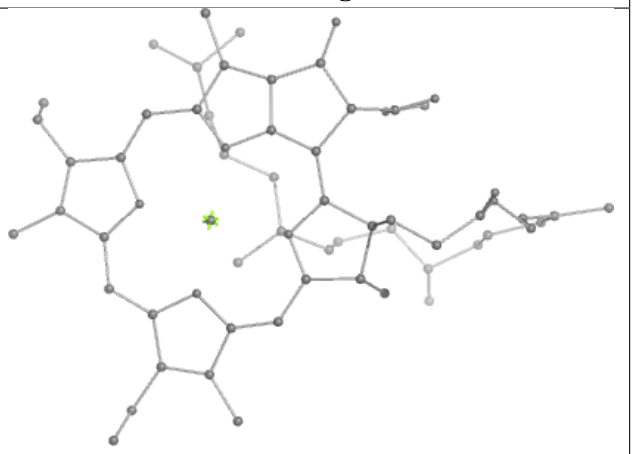 Rings

Ligand CHL 14 607

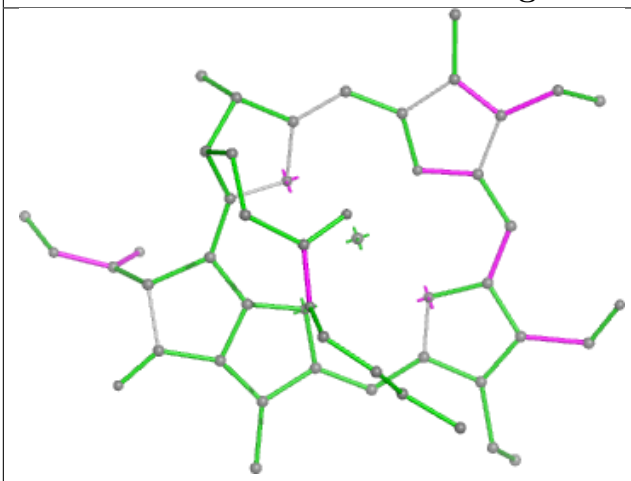

Bond lengths

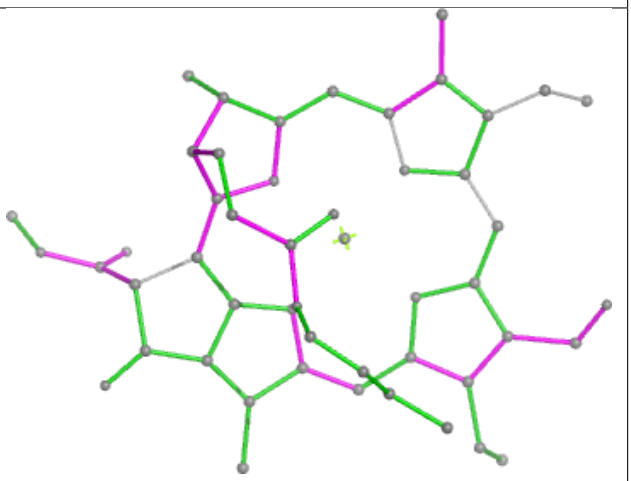

Bond angles

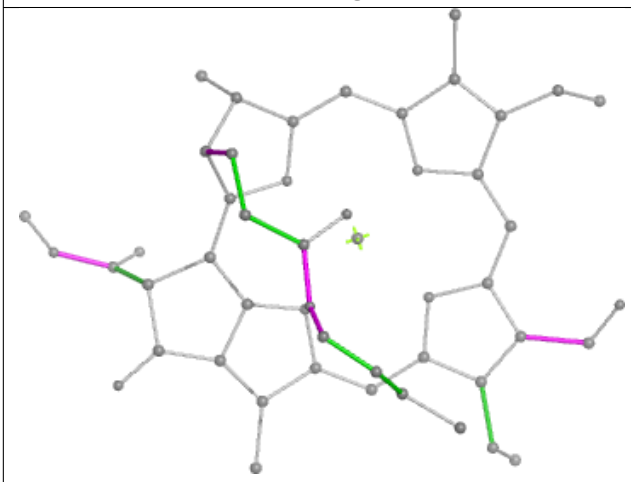

Torsions

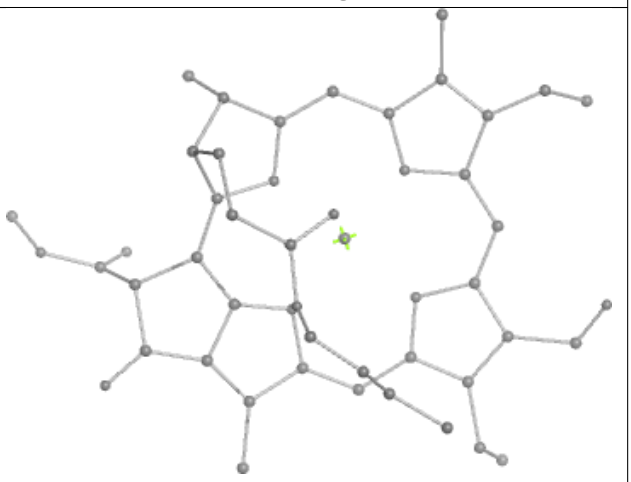

Rings

Ligand CLA 16 615

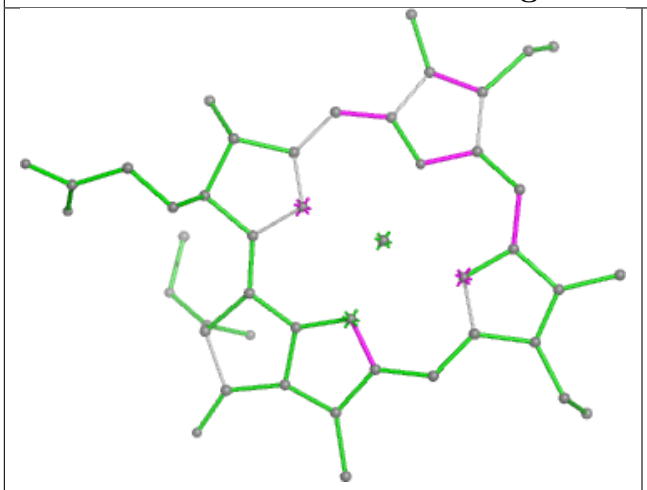

Bond lengths

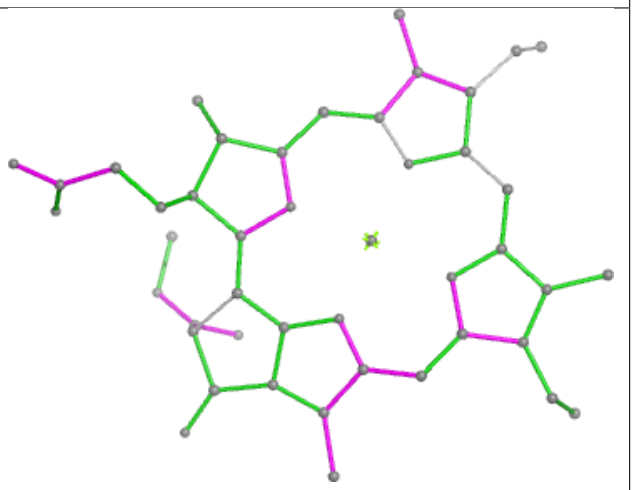

Bond angles

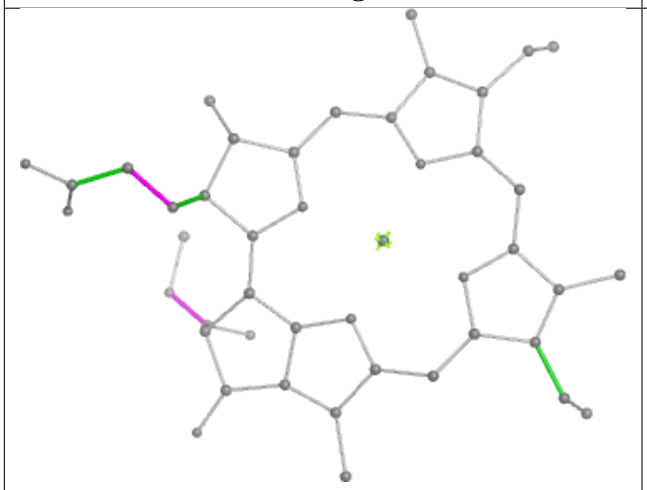

Torsions

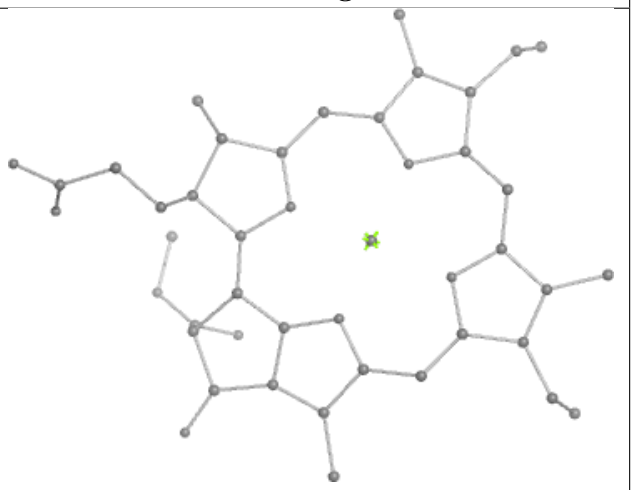

Rings

Ligand NEX 3 621

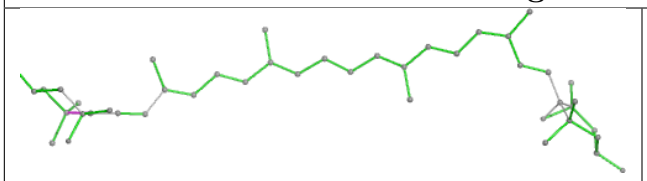

Bond lengths

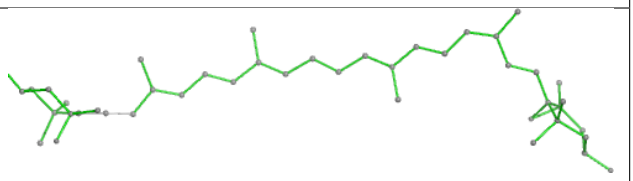

Bond angles



Torsions

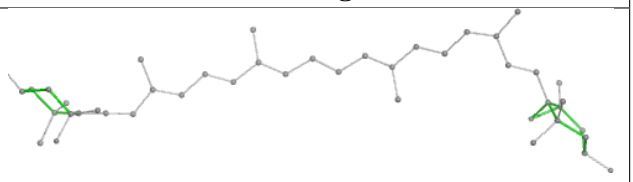

Rings

Ligand CLA 1 614

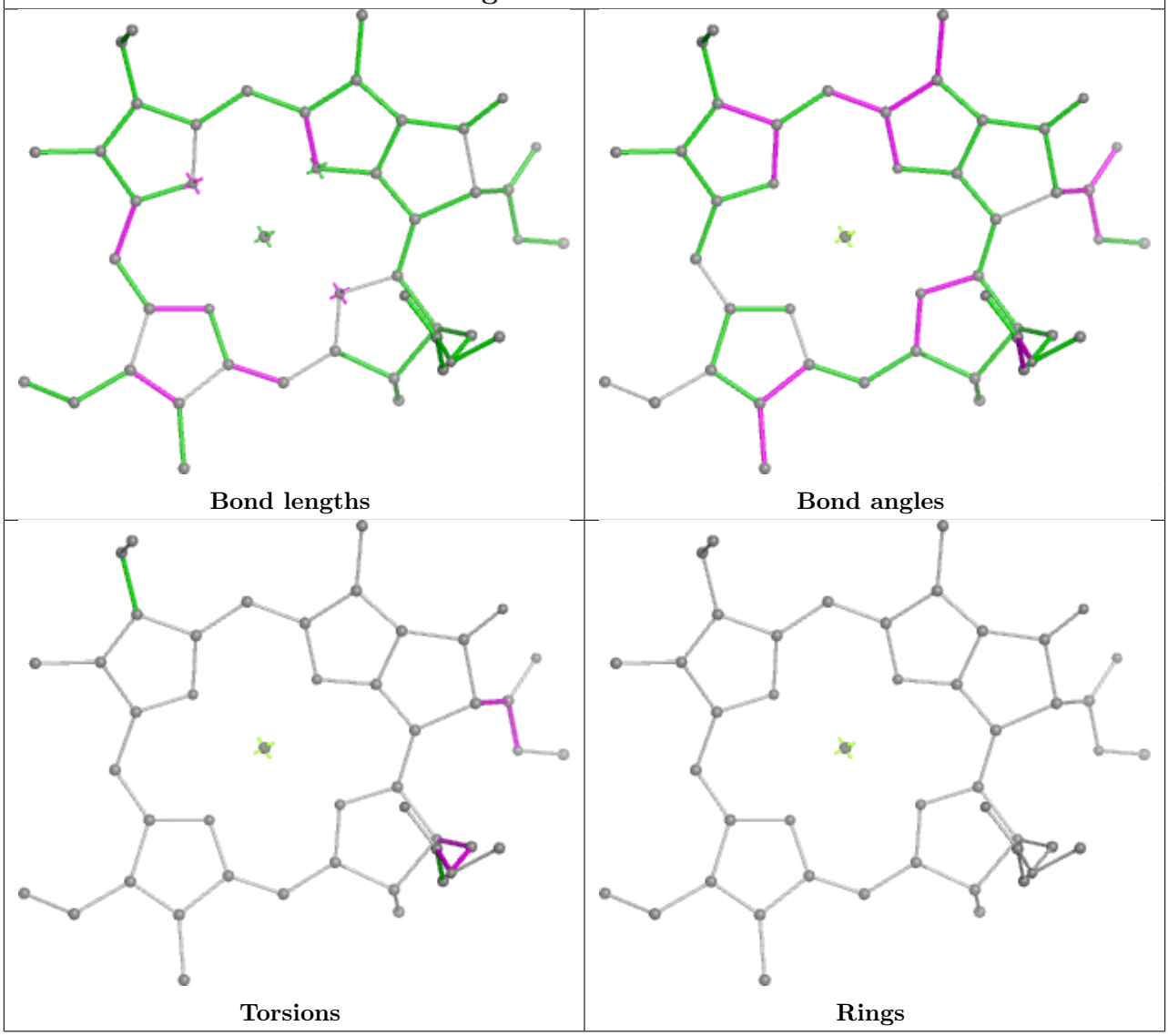

Ligand CHL G 606

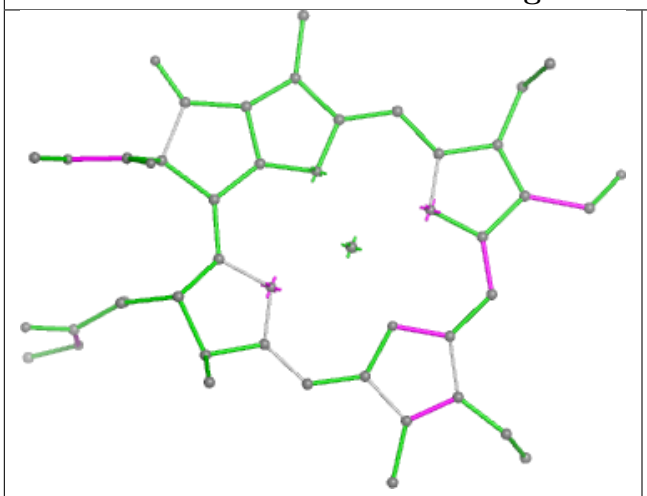

Bond lengths

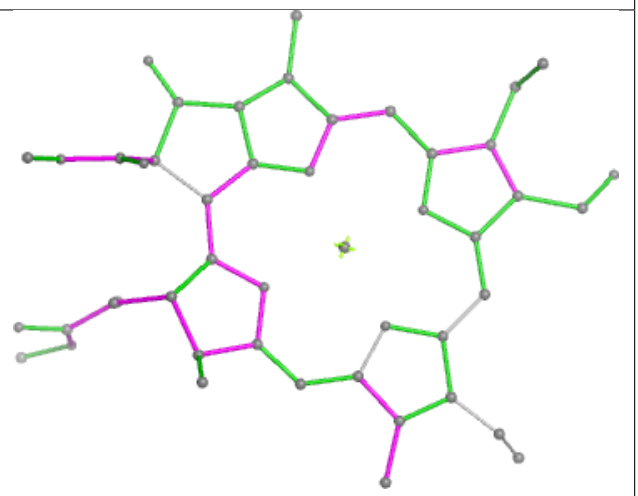

Bond angles

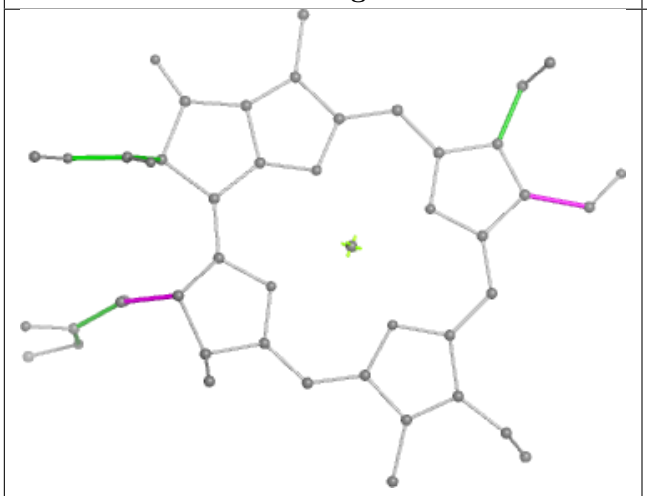

Torsions

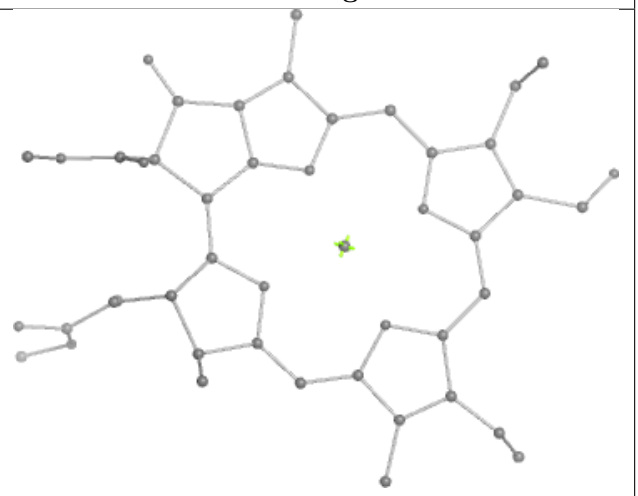

Rings

Ligand CLA 11 611

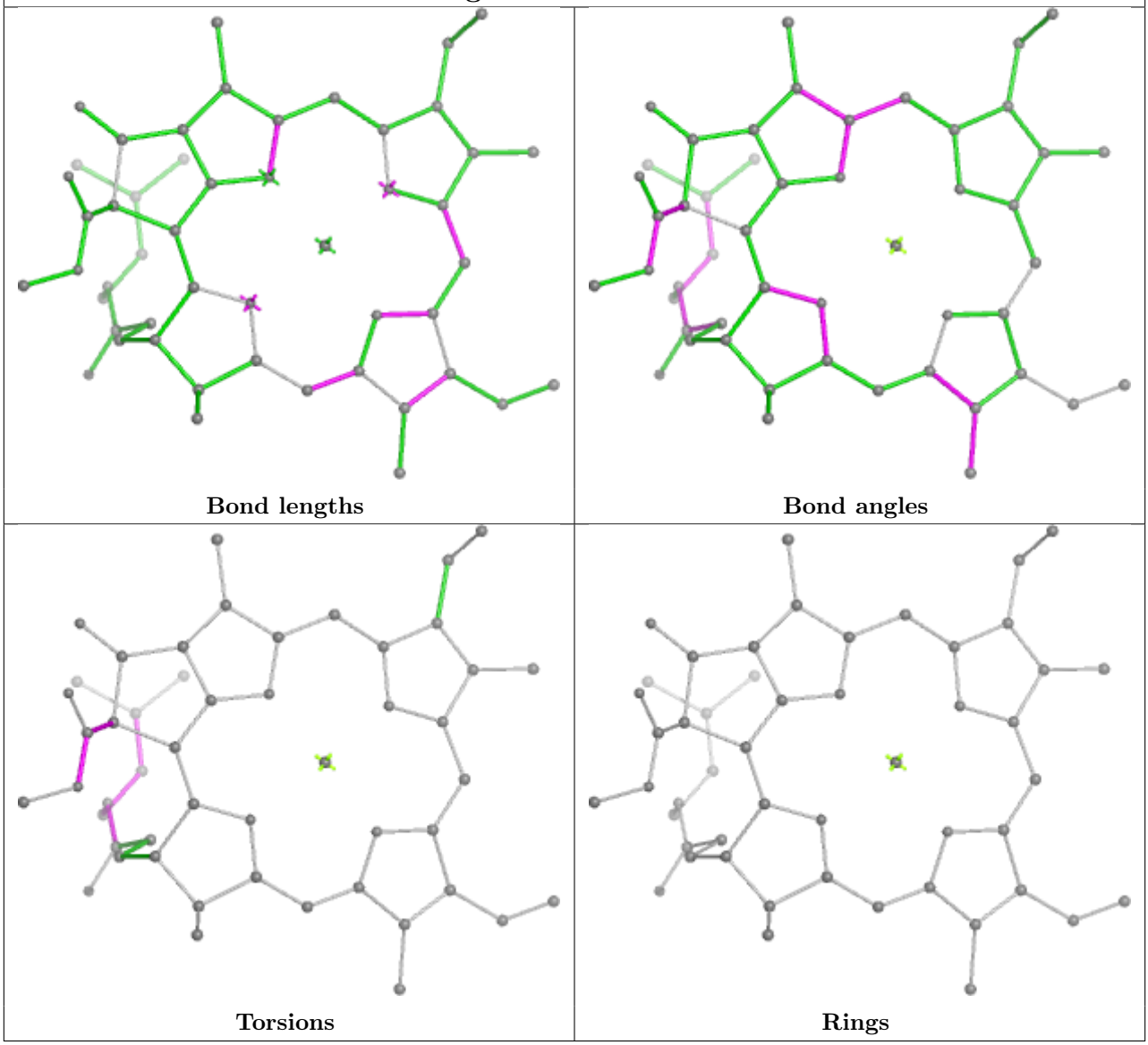

Ligand CHL g 607	
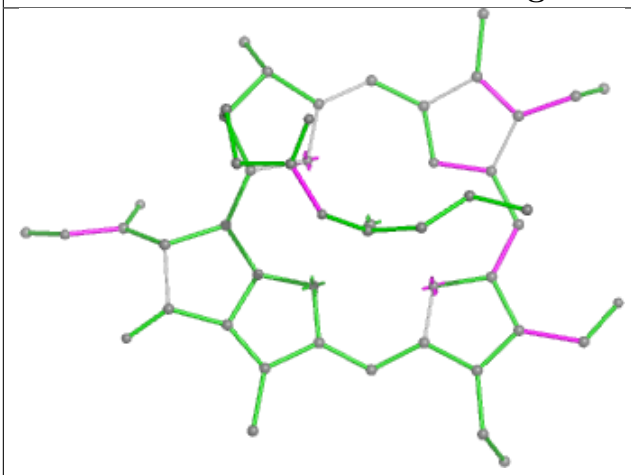 Bond lengths	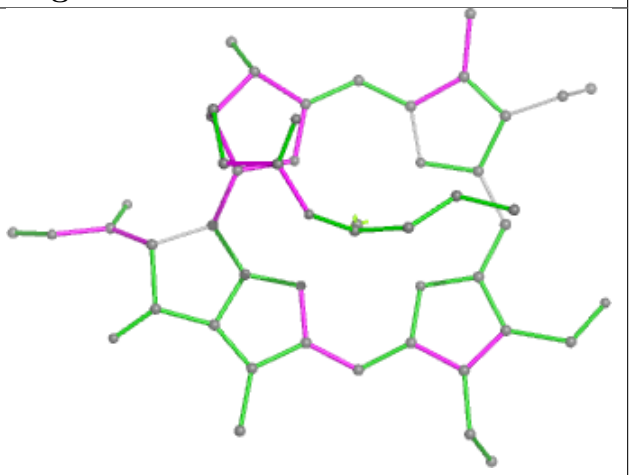 Bond angles
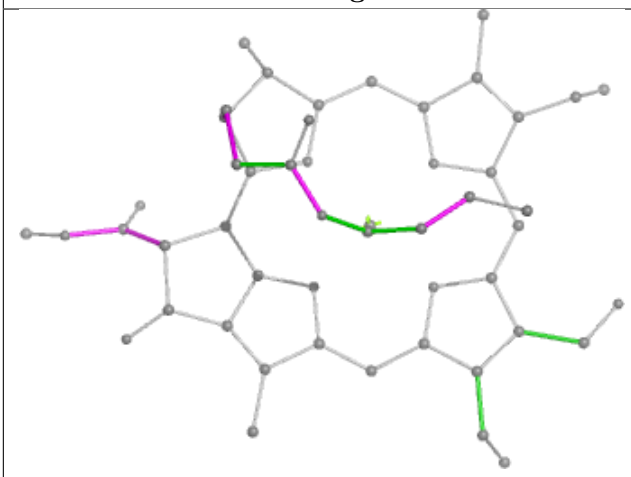 Torsions	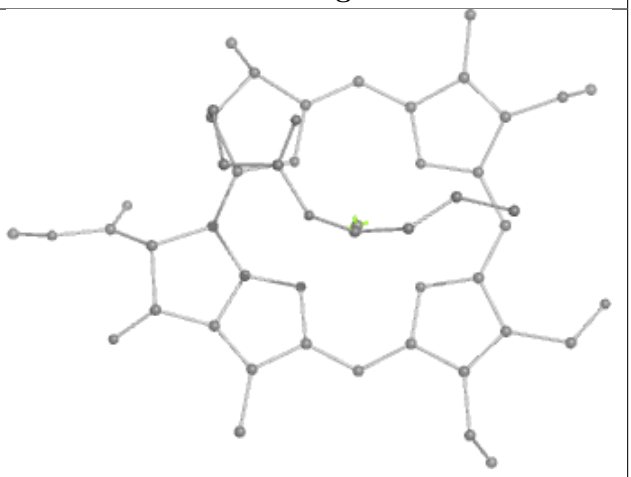 Rings

Ligand CHL 2 609

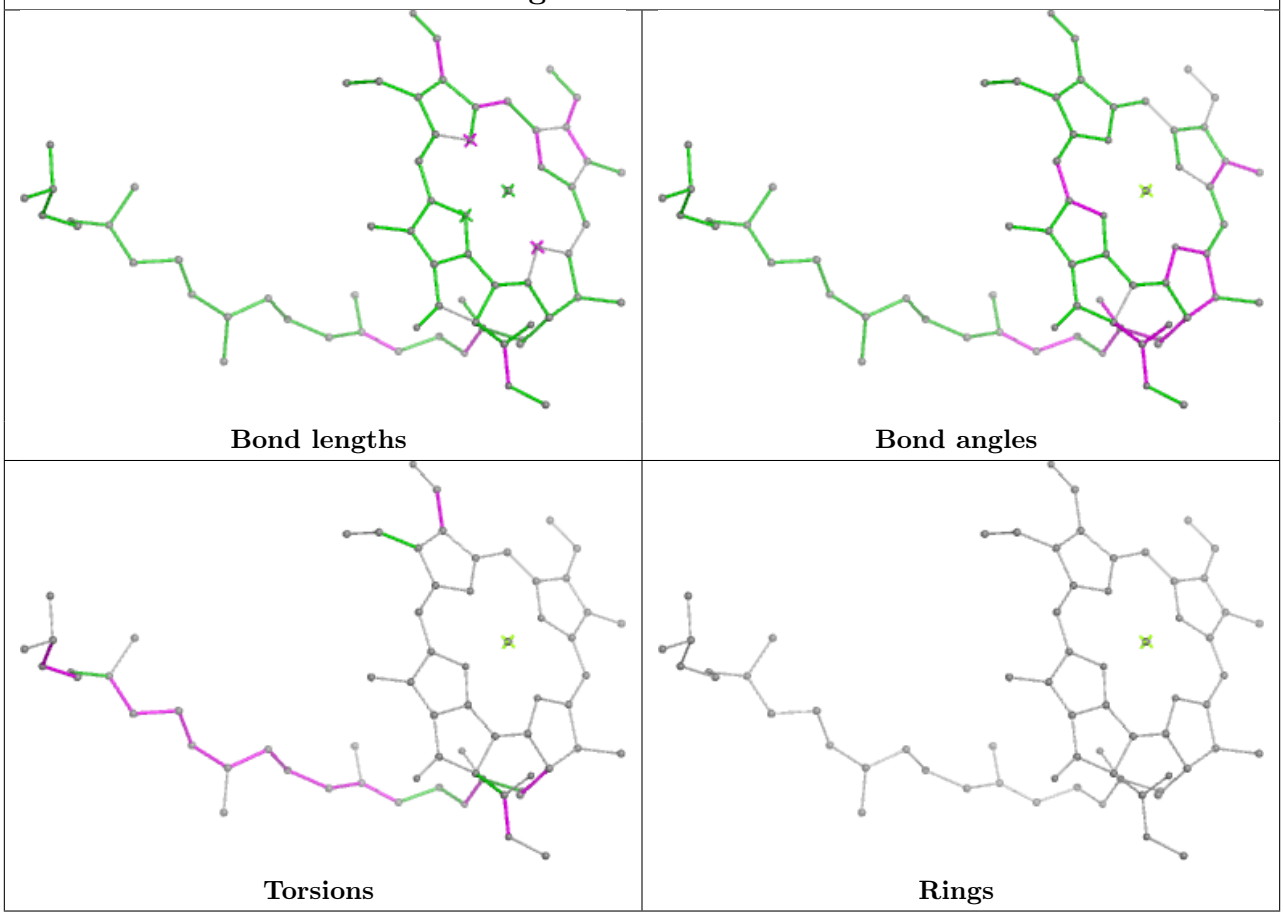

Ligand STE B 623

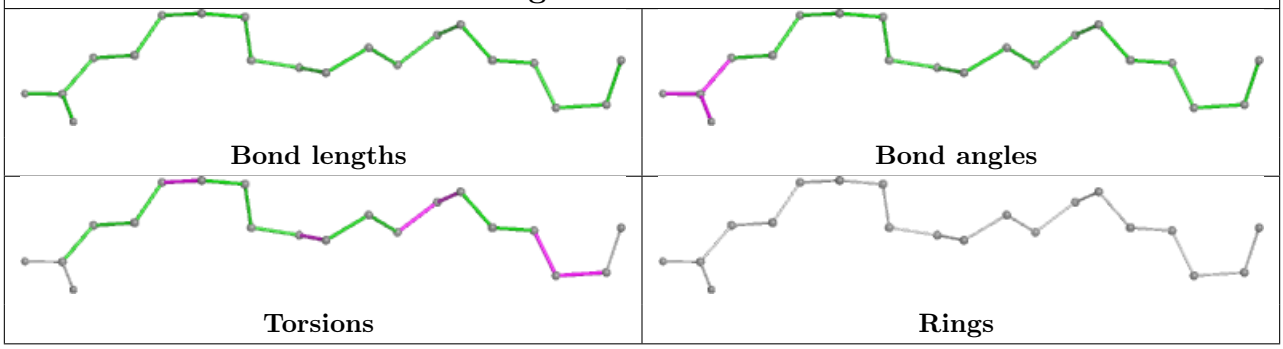

Ligand CLA s 609

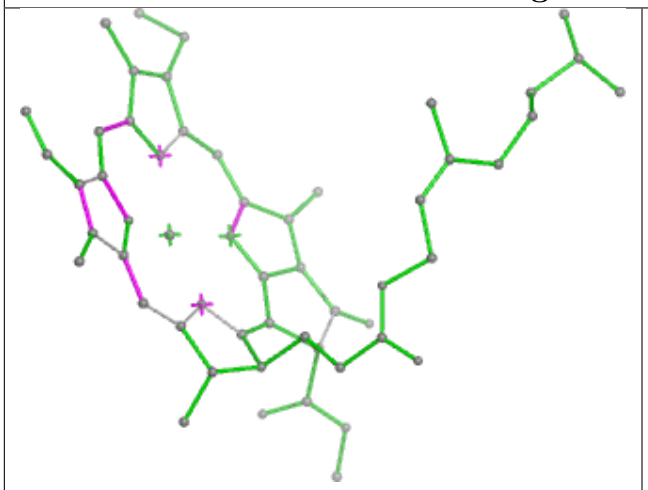

Bond lengths

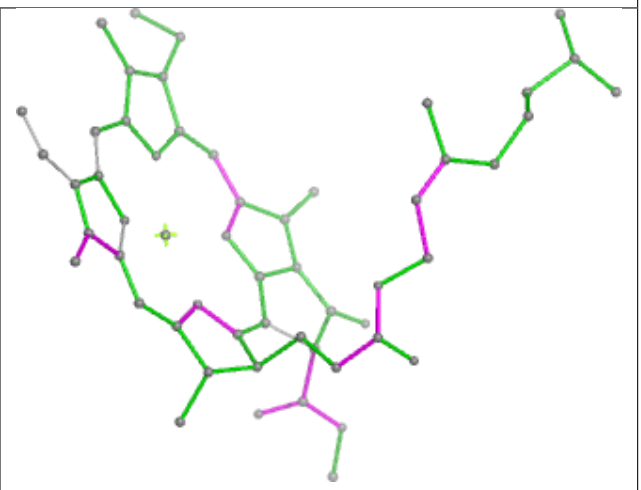

Bond angles

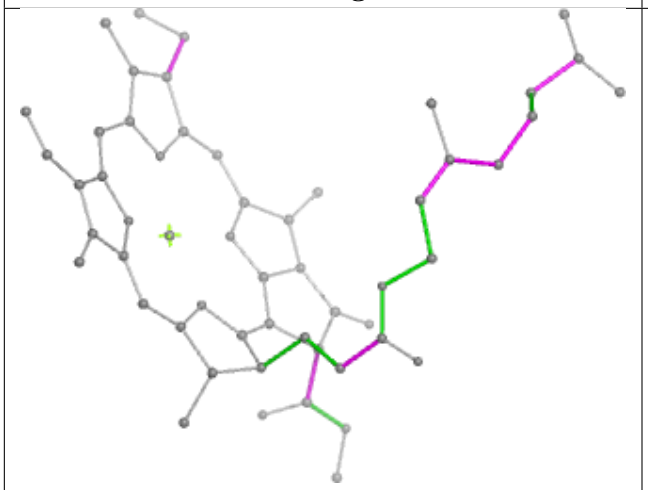

Torsions

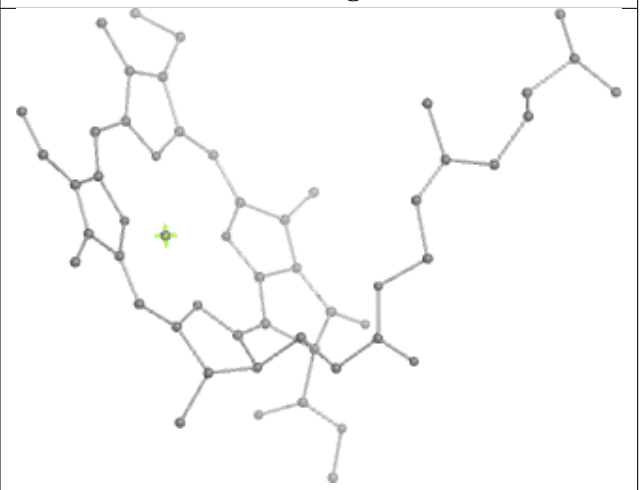

Rings

Ligand LNL X 201

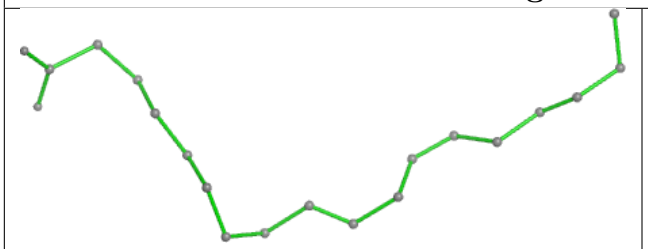

Bond lengths

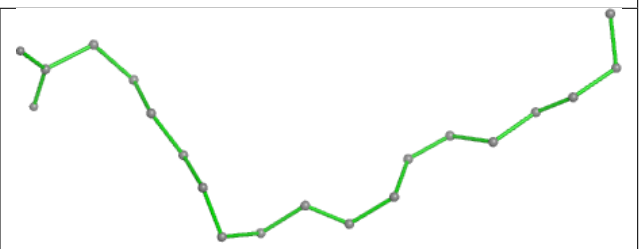

Bond angles

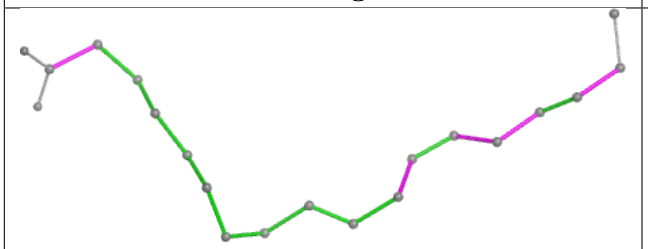

Torsions

Rings

Ligand CHL 3 605

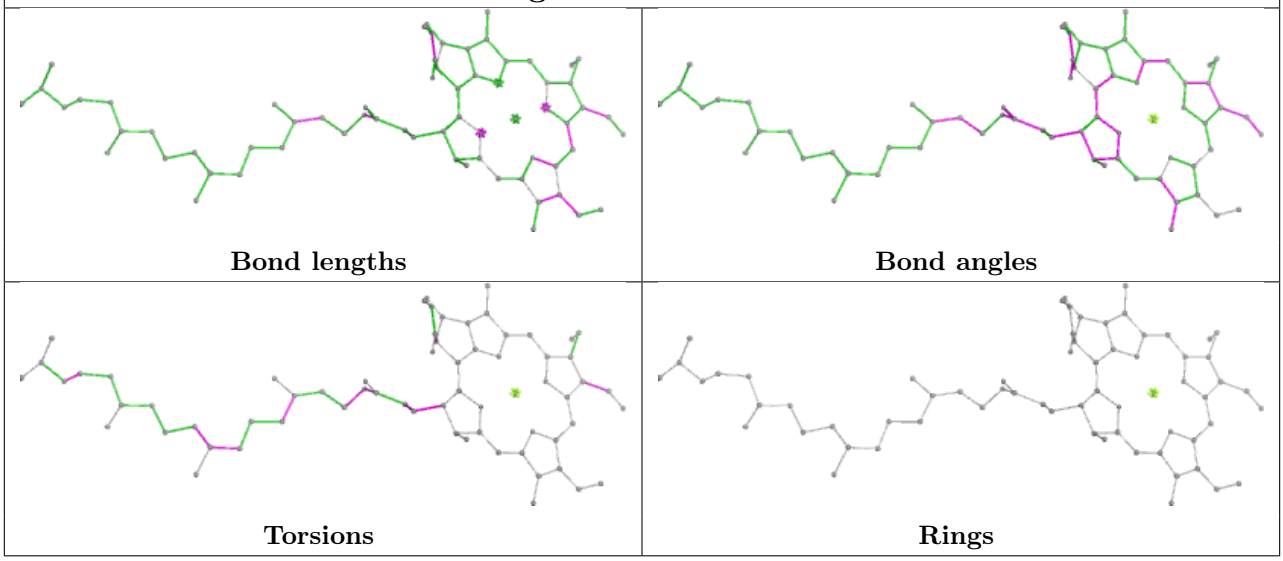

Ligand LMG b 621

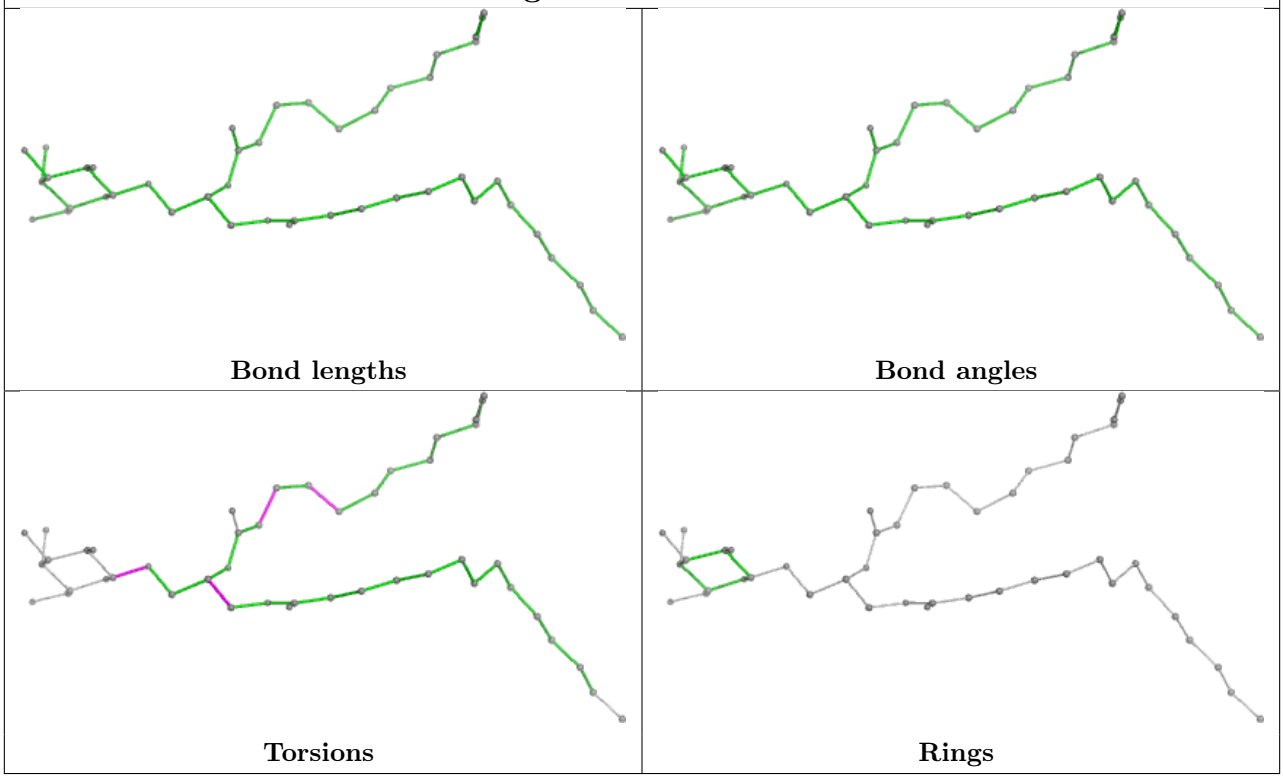

Ligand CLA r 613	
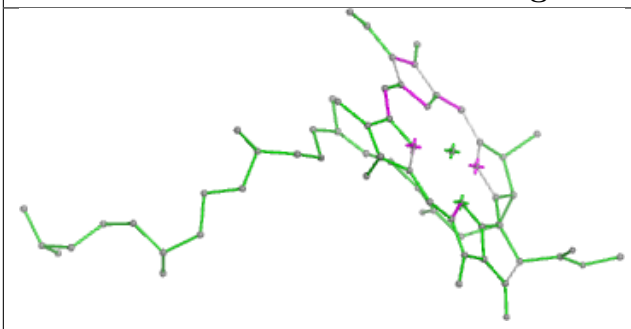 Bond lengths	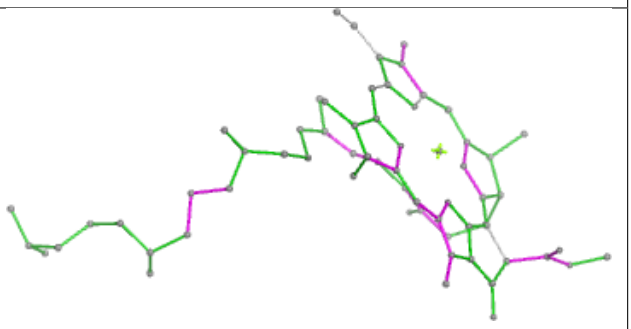 Bond angles
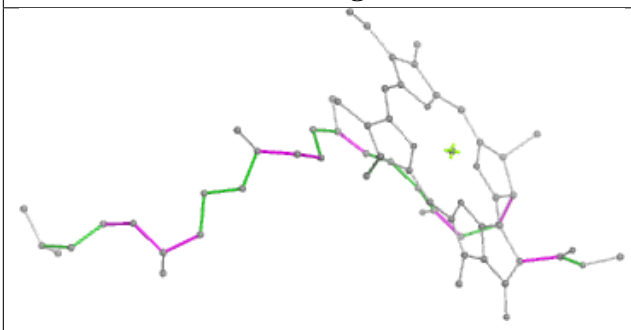 Torsions	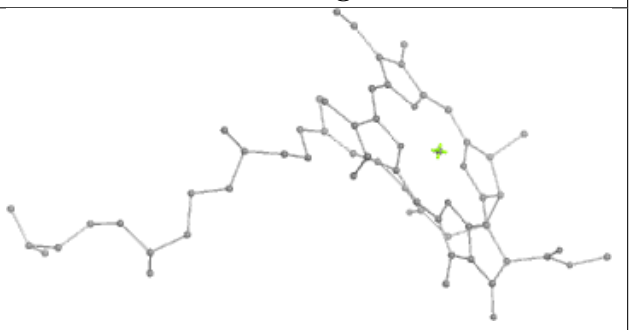 Rings

Ligand LNL y 619	
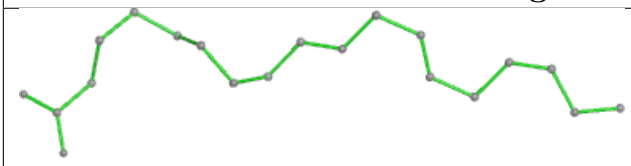 Bond lengths	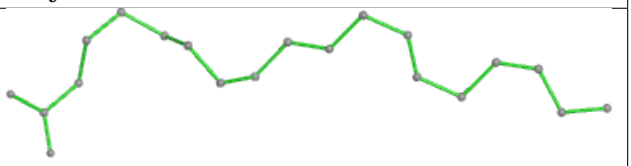 Bond angles
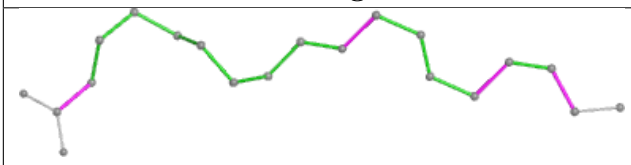 Torsions	 Rings

Ligand 3PH B 620

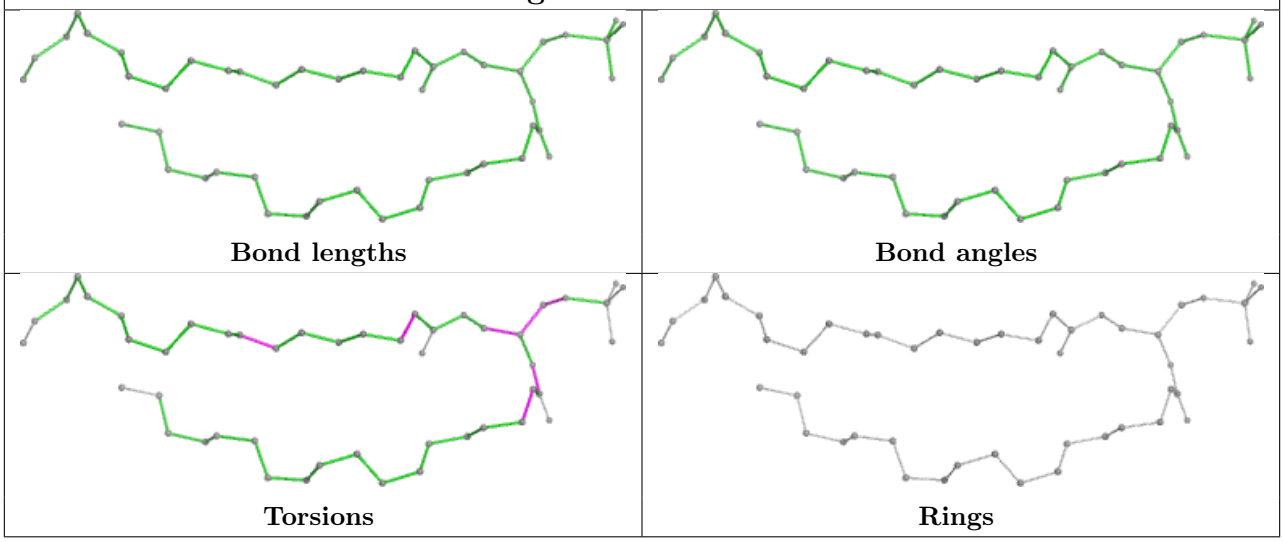

Ligand SQD l 101

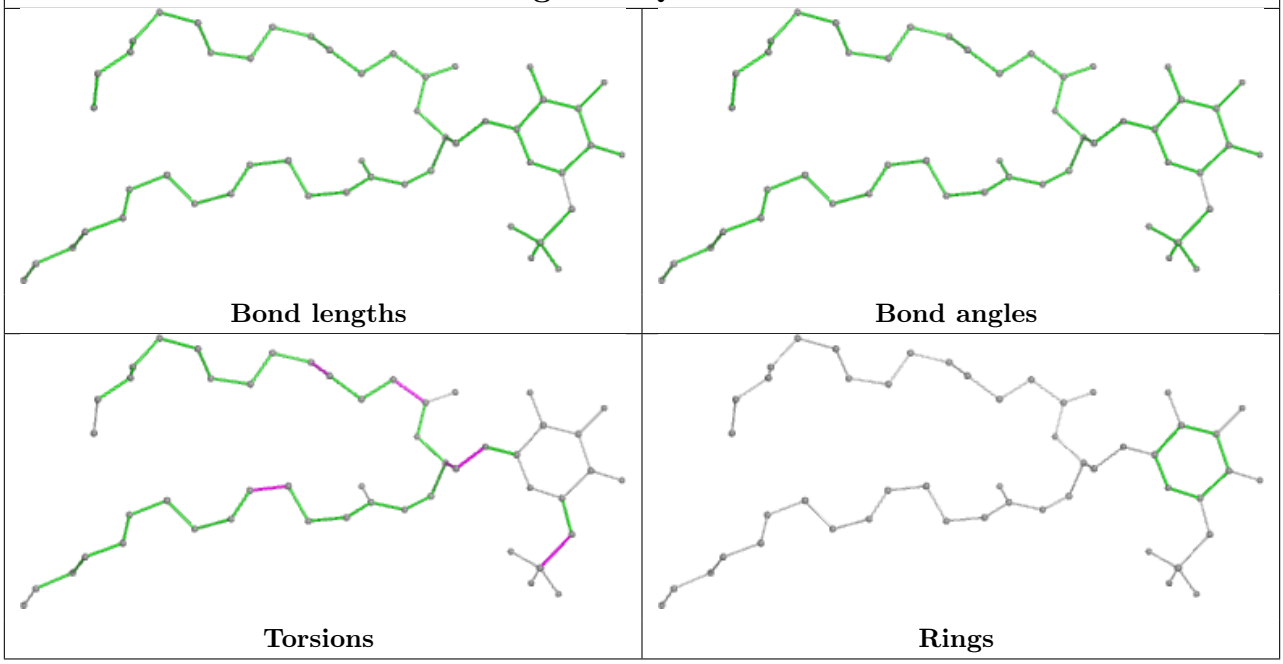

Ligand LMG c 522

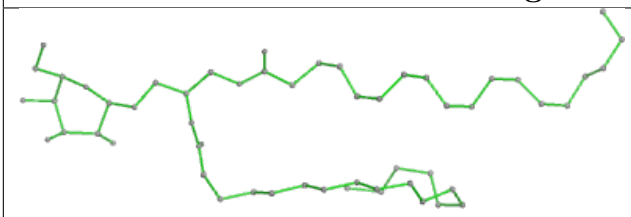

Bond lengths

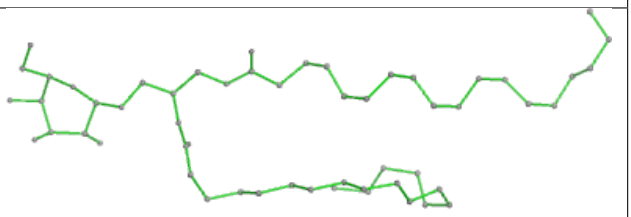

Bond angles

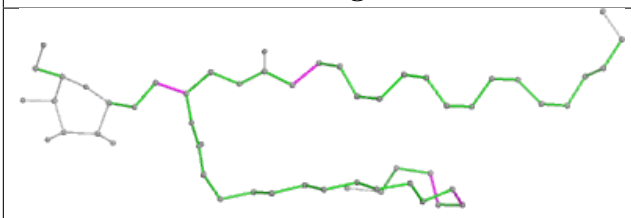

Torsions

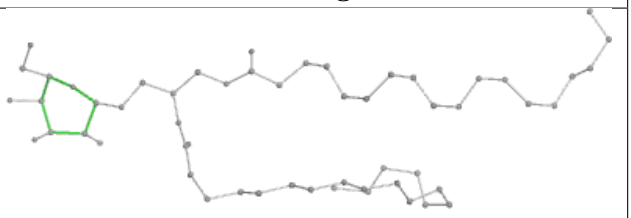

Rings

Ligand CHL Y 609

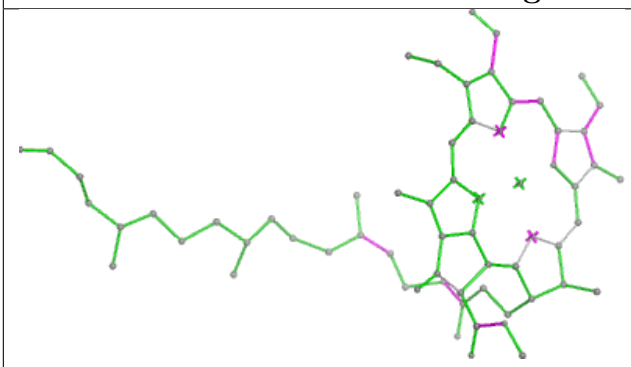

Bond lengths

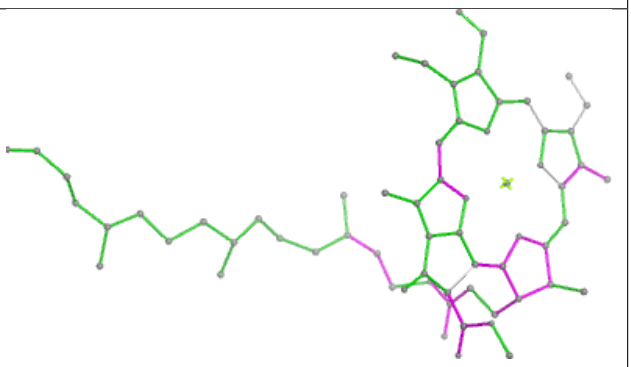

Bond angles

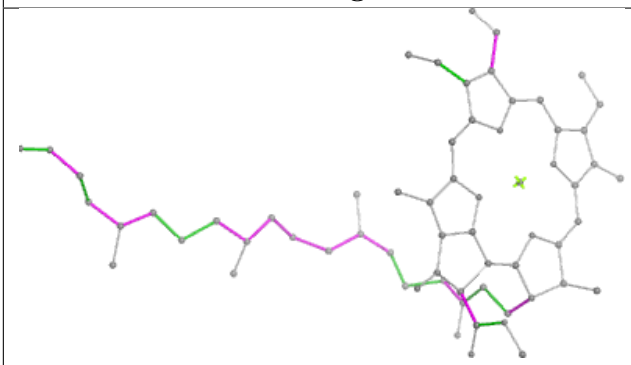

Torsions

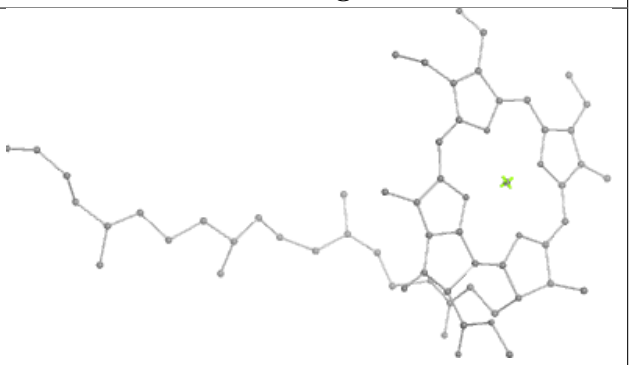

Rings

Ligand CHL N 601

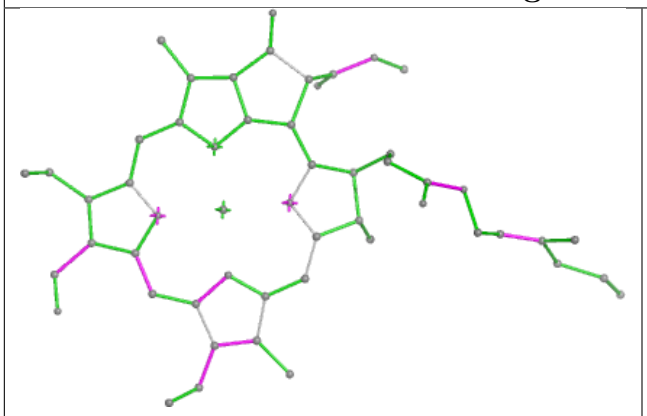

Bond lengths

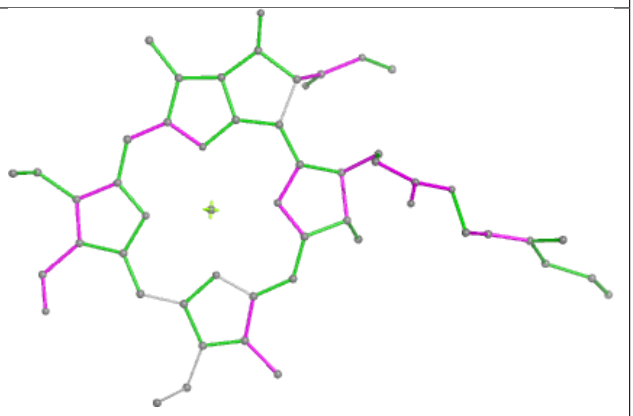

Bond angles

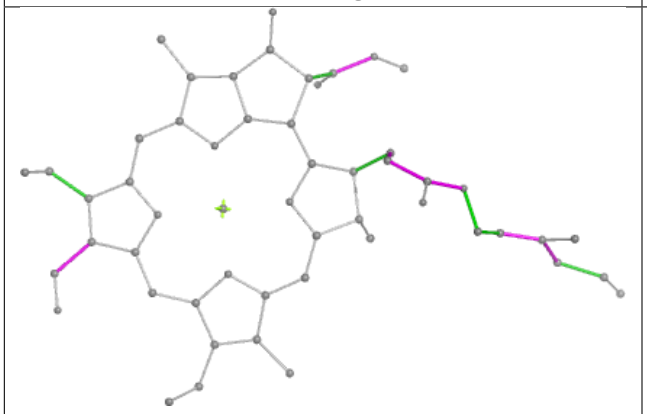

Torsions

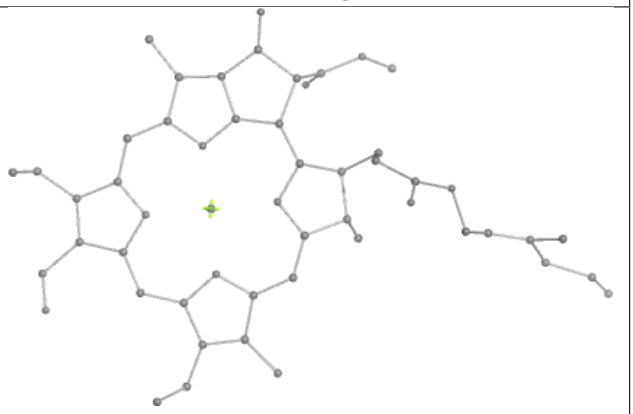

Rings

Ligand CHL N 606

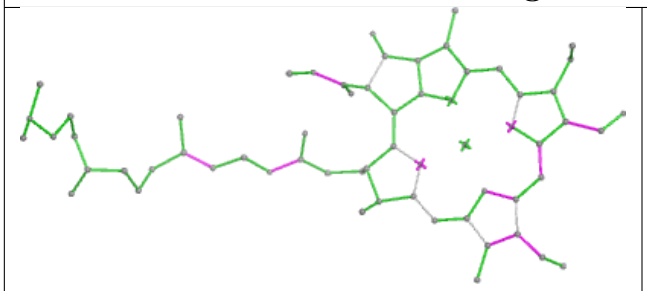

Bond lengths

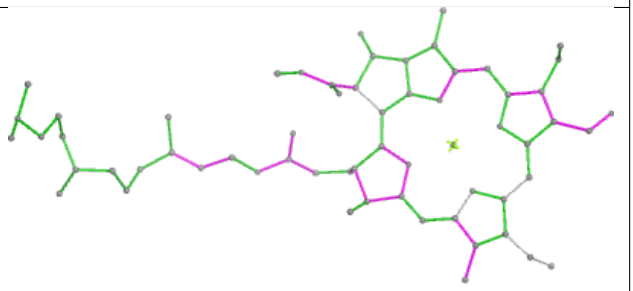

Bond angles

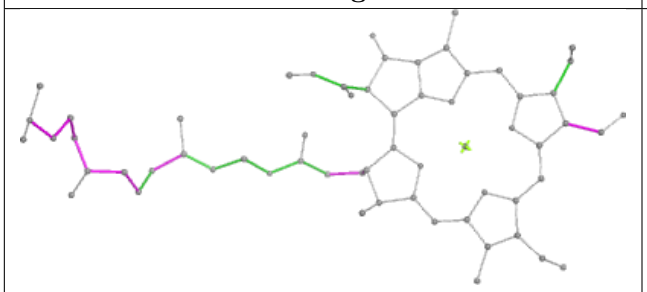

Torsions

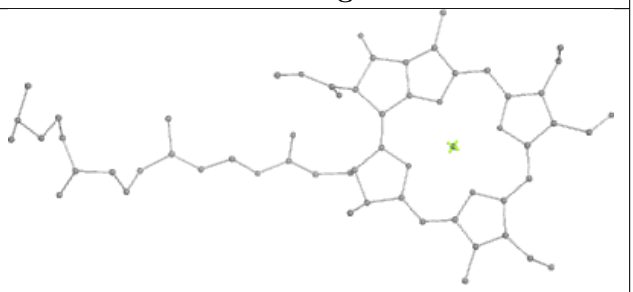

Rings

Ligand CLA B 602

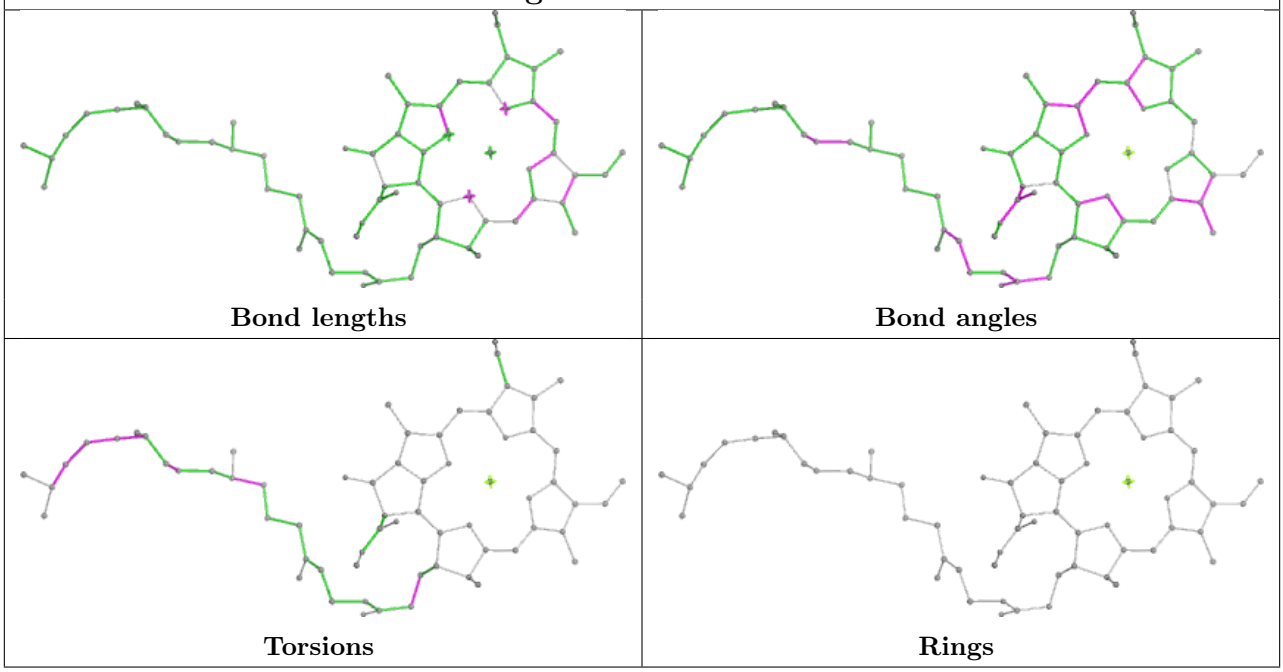

Ligand PL9 d 407

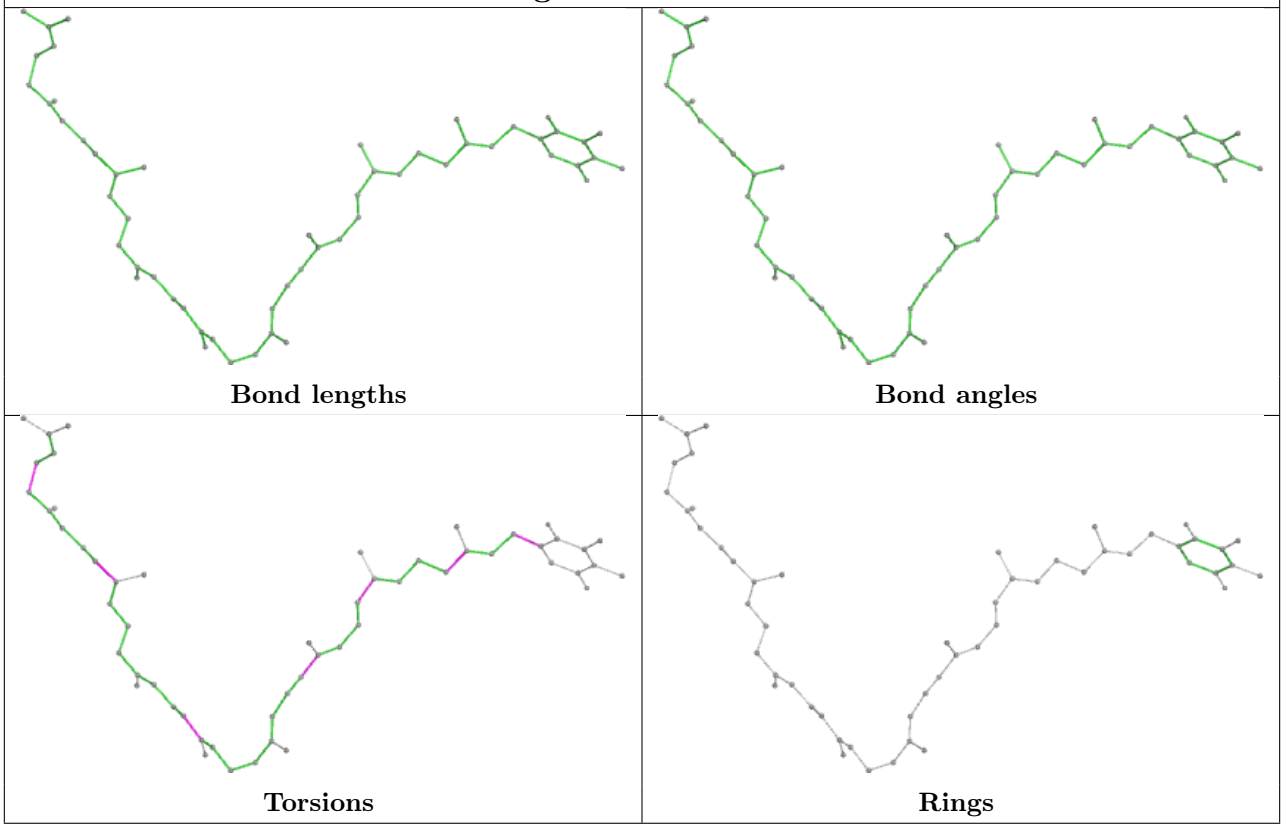

Ligand CHL 5 609

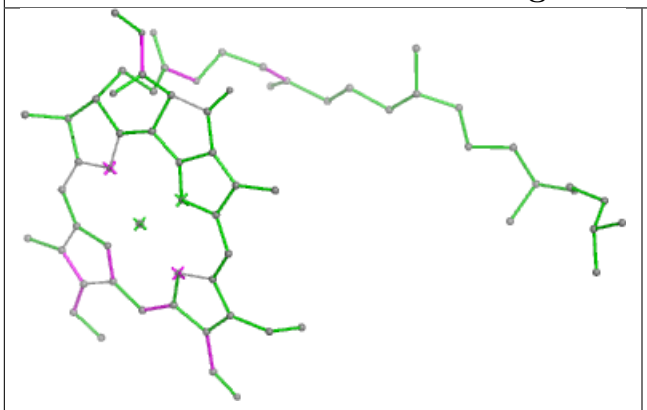

Bond lengths

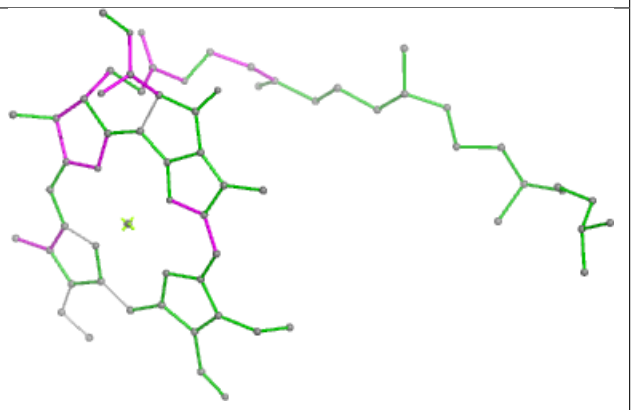

Bond angles

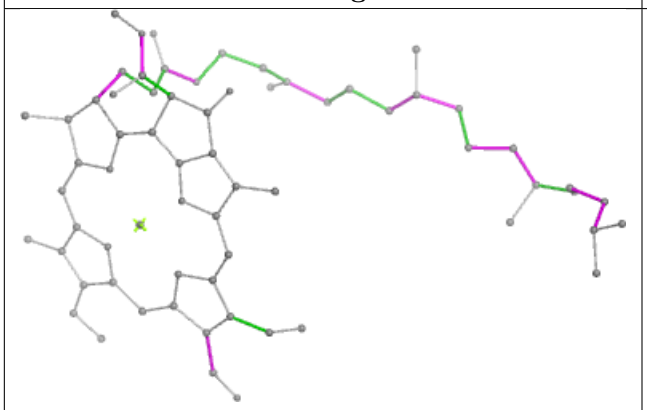

Torsions

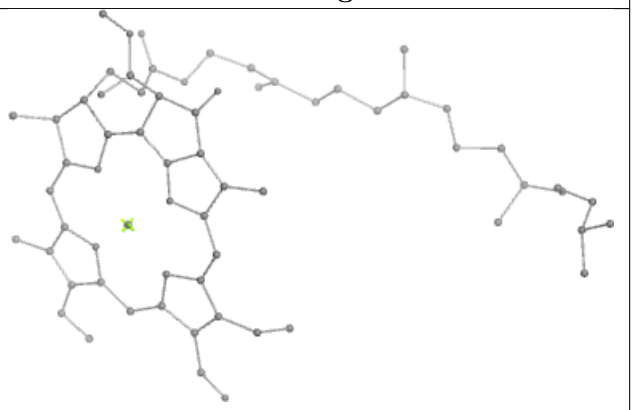

Rings

Ligand LHG a 414

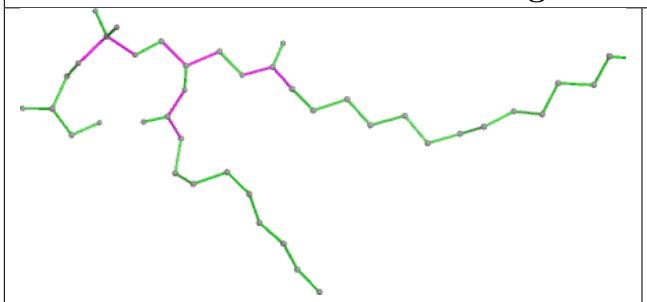

Bond lengths

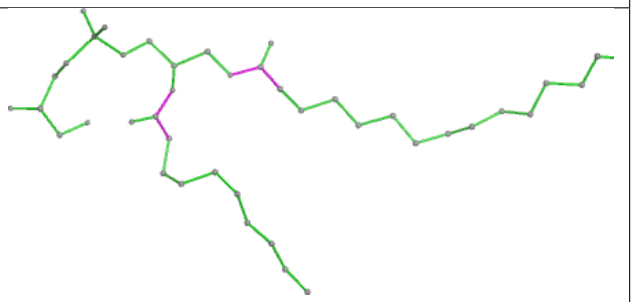

Bond angles

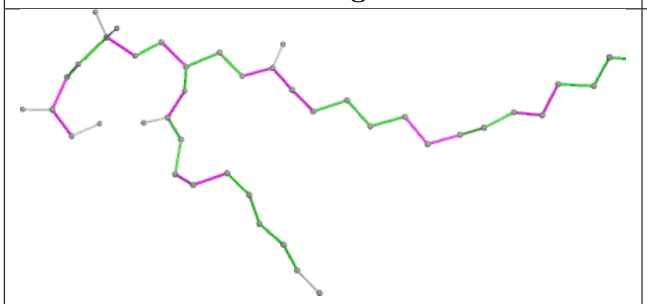

Torsions

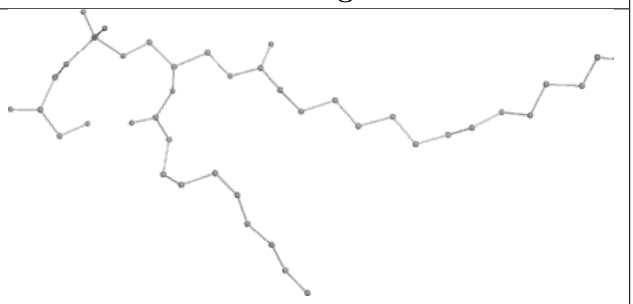

Rings

Ligand CLA 4 603

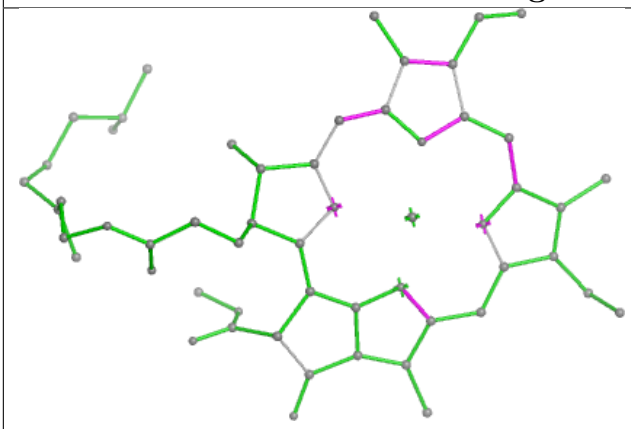

Bond lengths

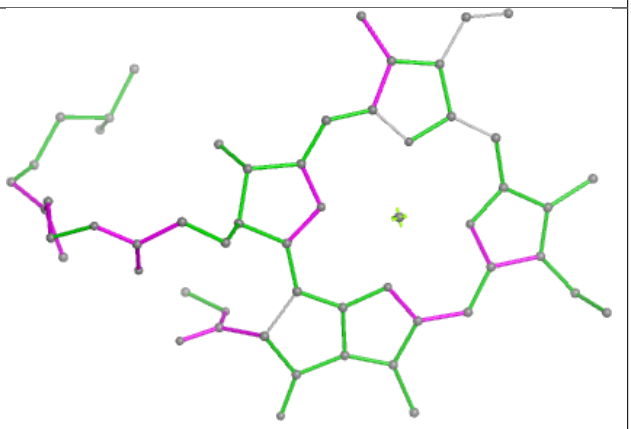

Bond angles

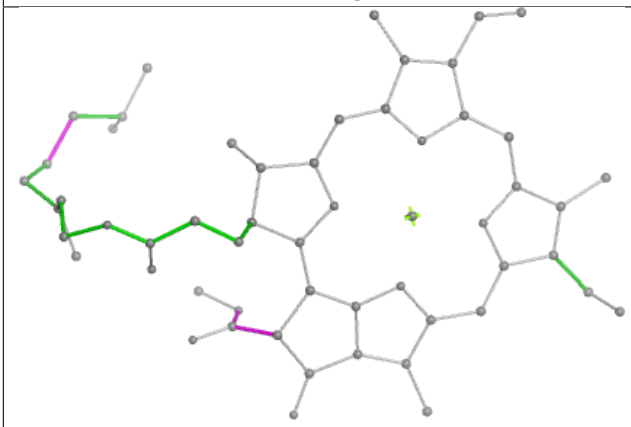

Torsions

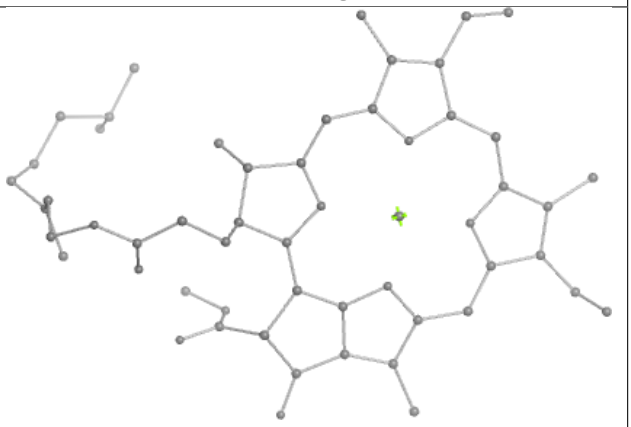

Rings

Ligand BCR b 617

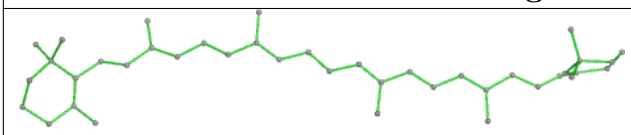

Bond lengths

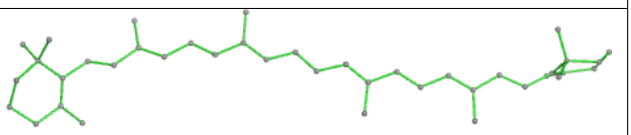

Bond angles

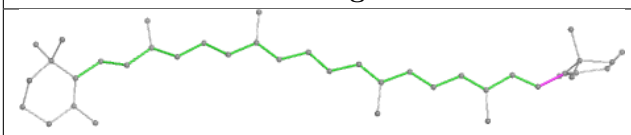

Torsions

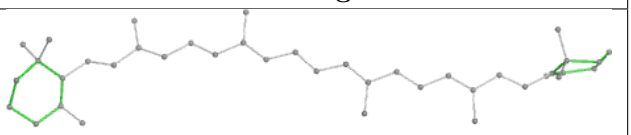

Rings

Ligand CLA s 614

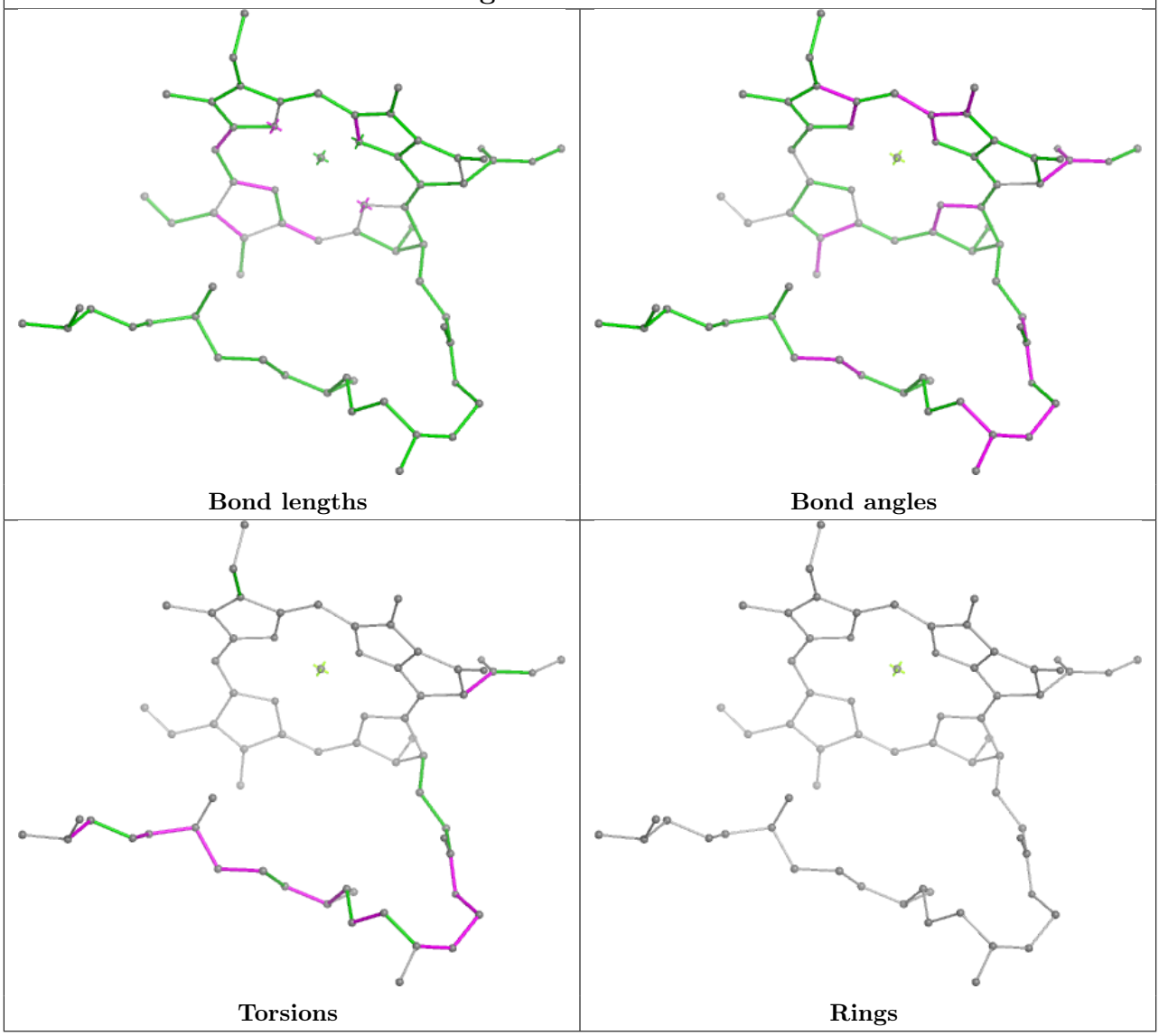

Ligand LNL H 101

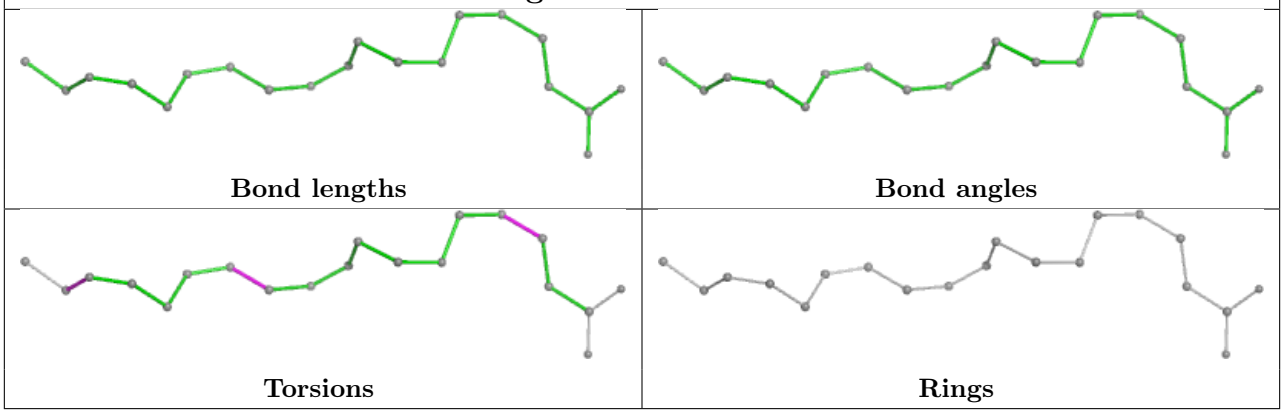

Ligand LHG c 521

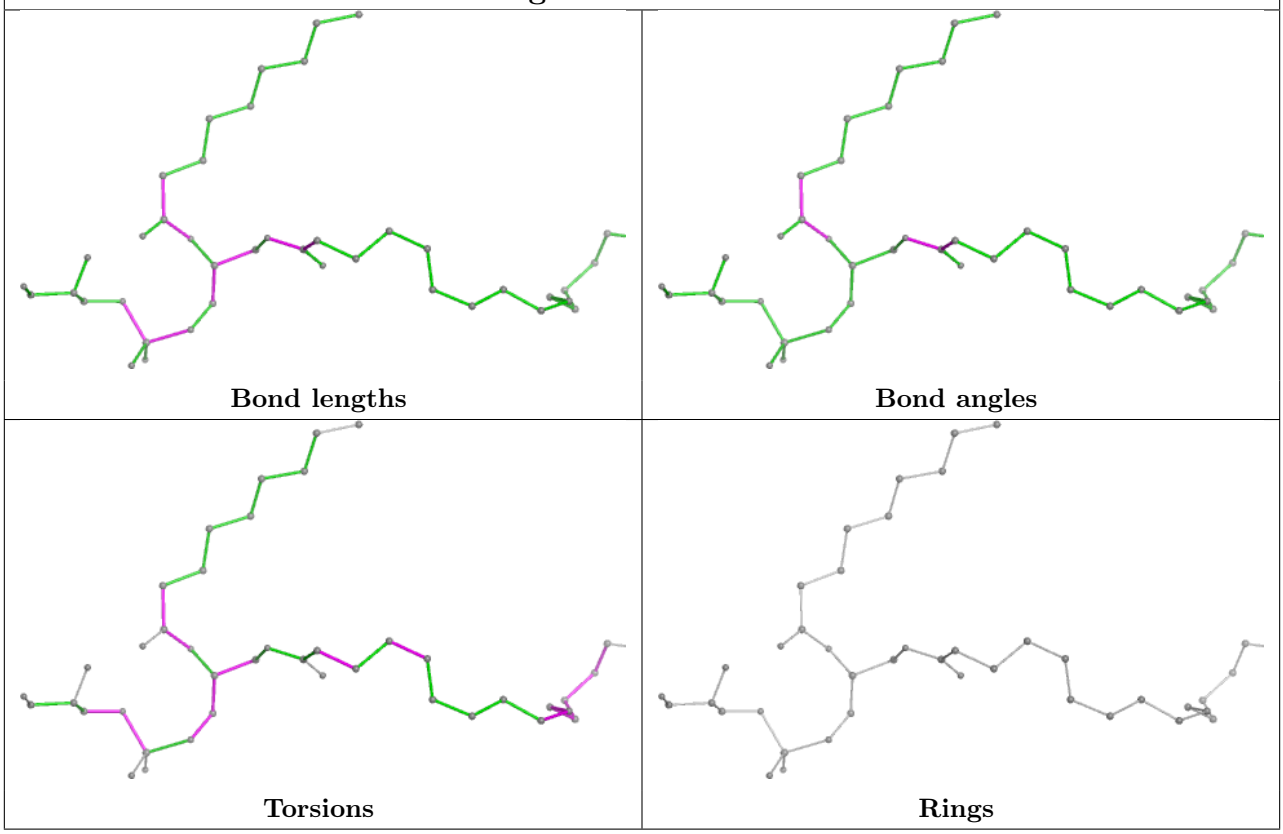

Ligand CHL 4 601

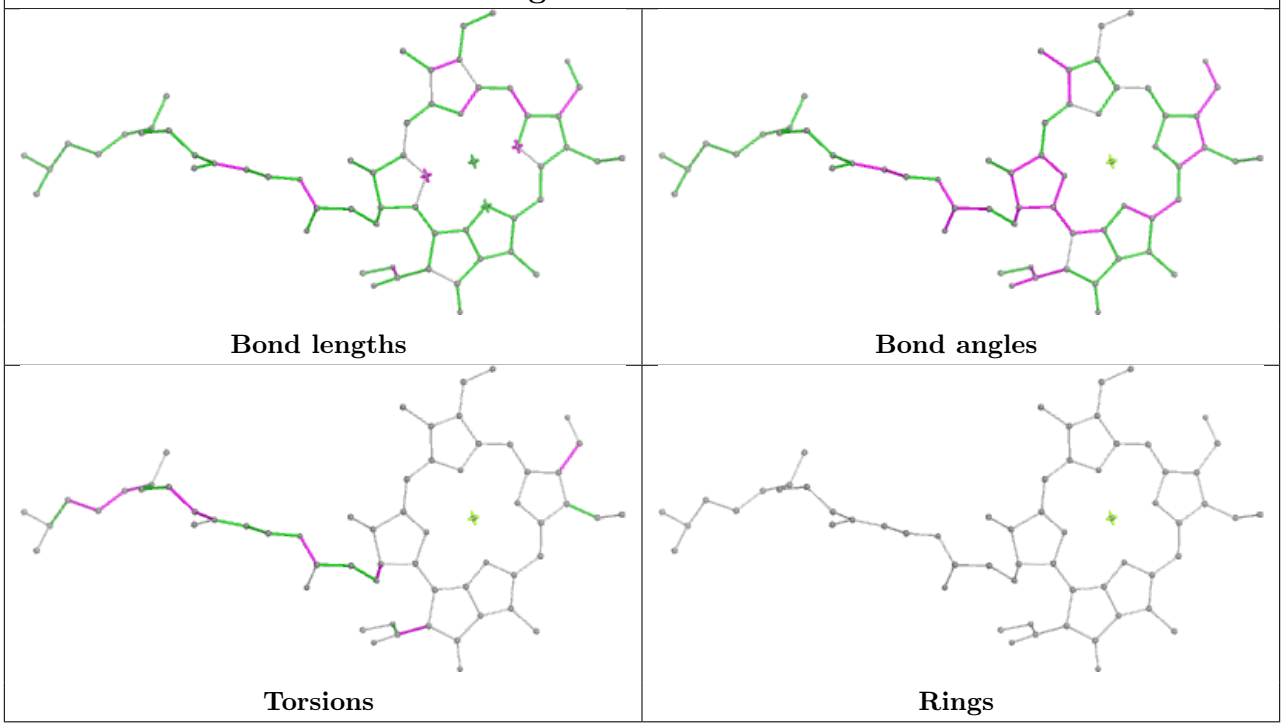

Ligand CLA G 614

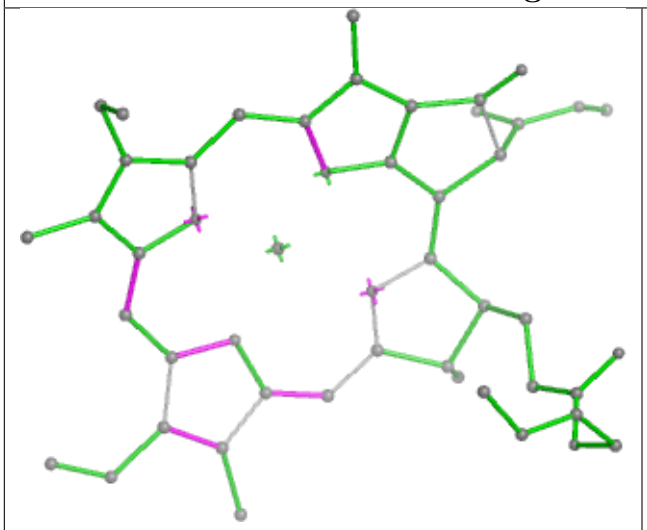

Bond lengths

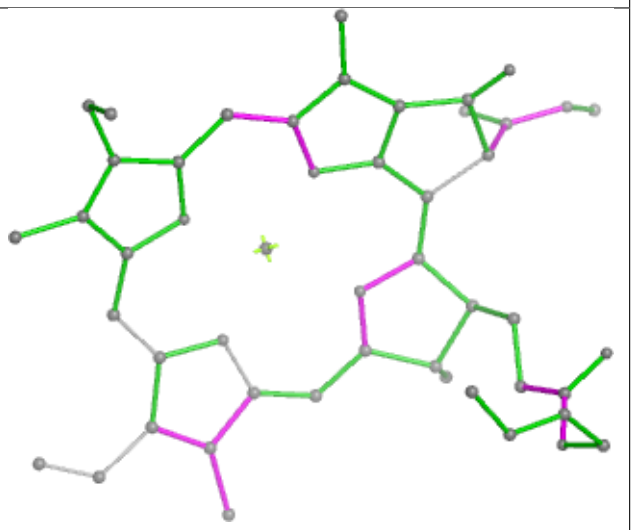

Bond angles

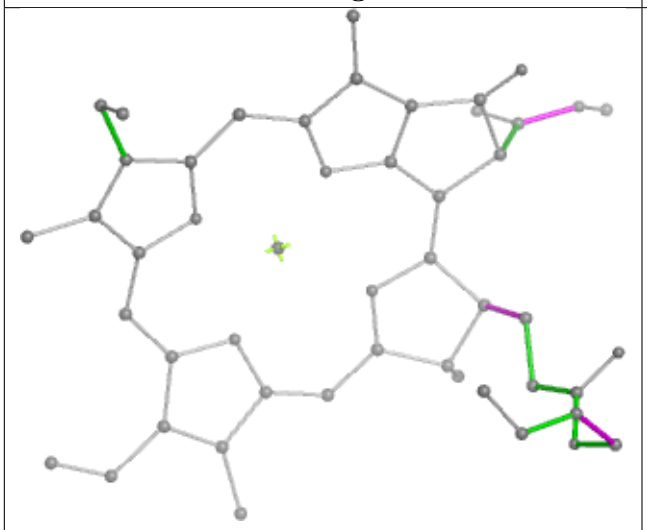

Torsions

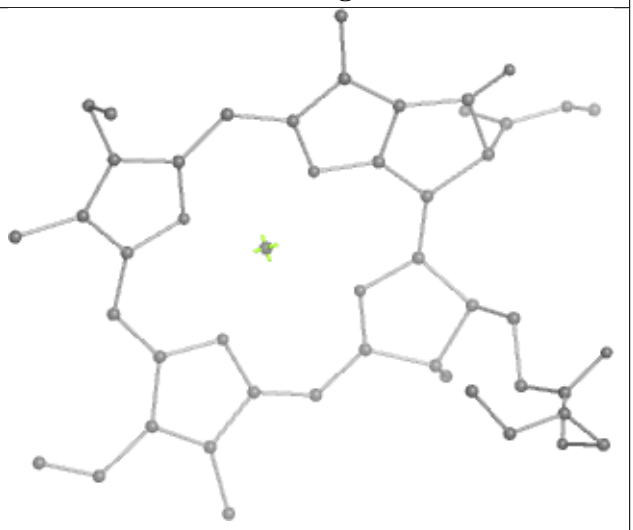

Rings

Ligand CLA R 610

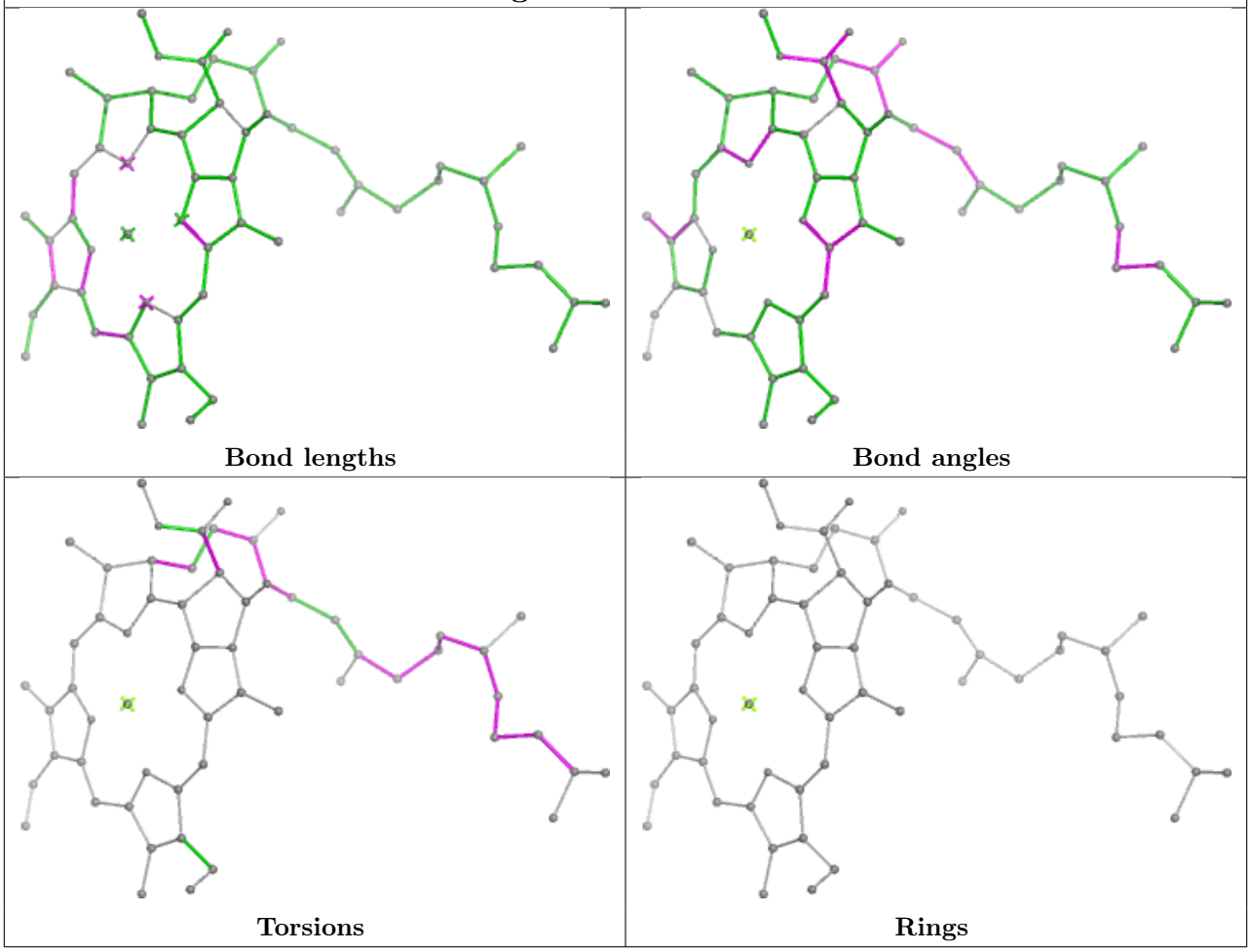

Ligand LMG C 522

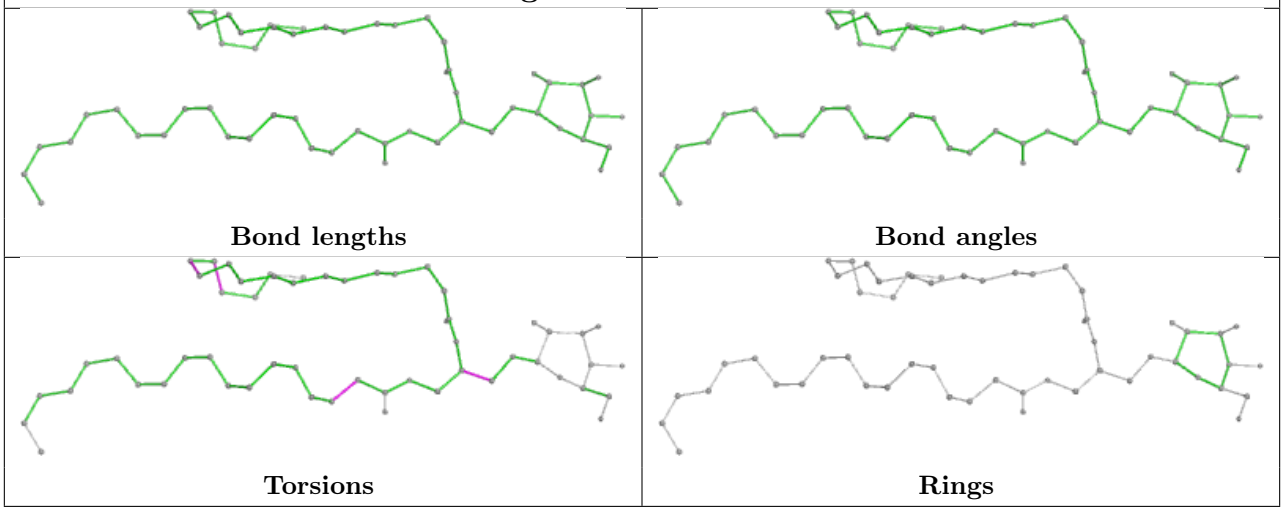

Ligand CLA 2 610

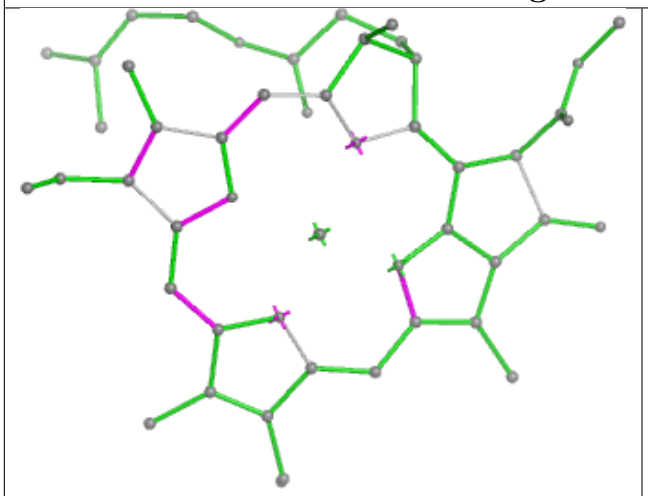

Bond lengths

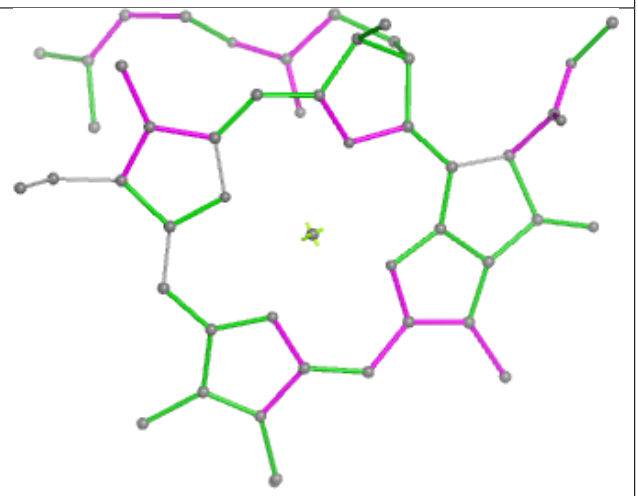

Bond angles

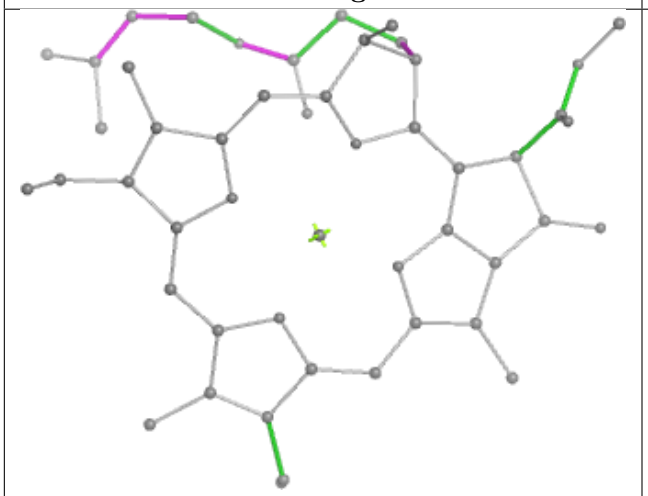

Torsions

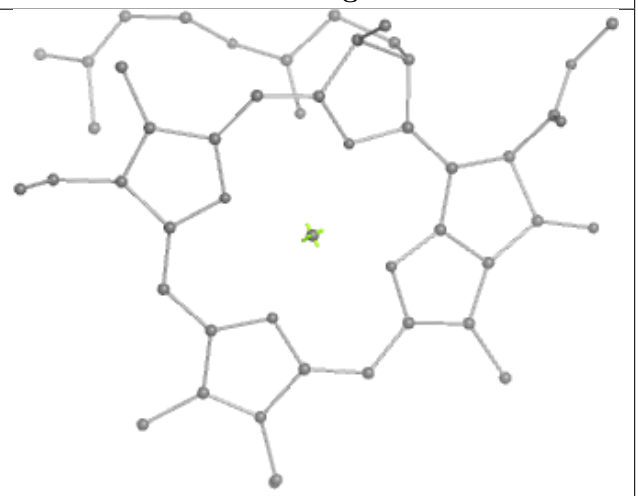

Rings

Ligand SQD A 408



Bond lengths



Bond angles

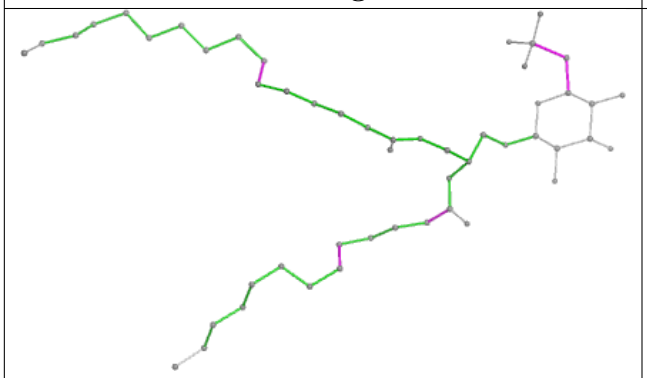

Torsions

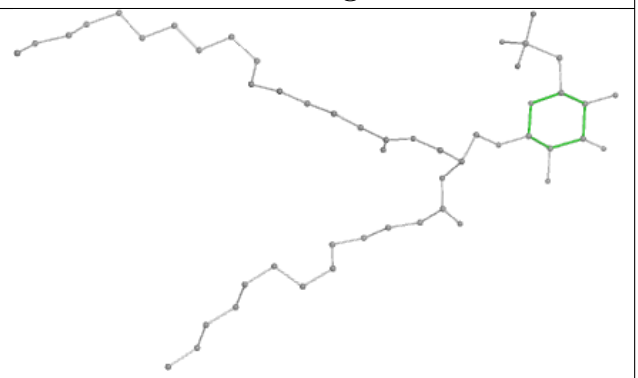

Rings

Ligand CLA 12 604

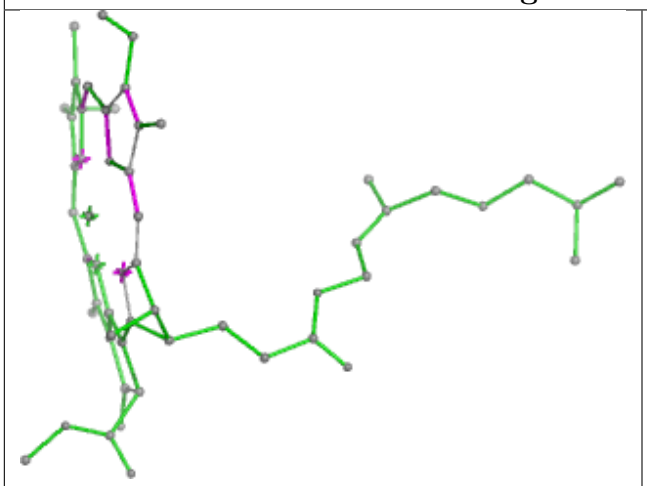

Bond lengths

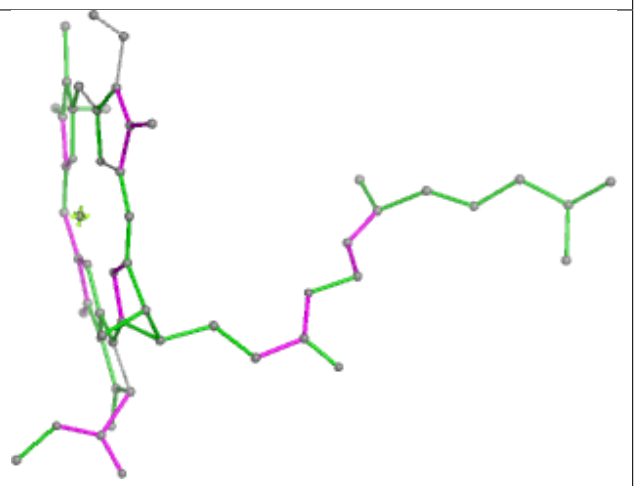

Bond angles

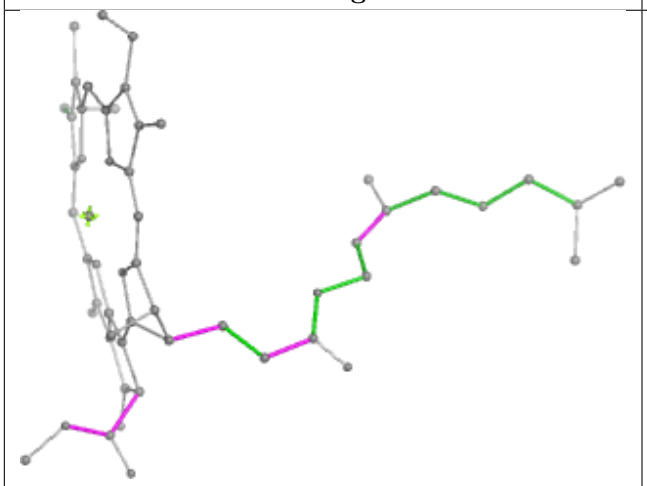

Torsions

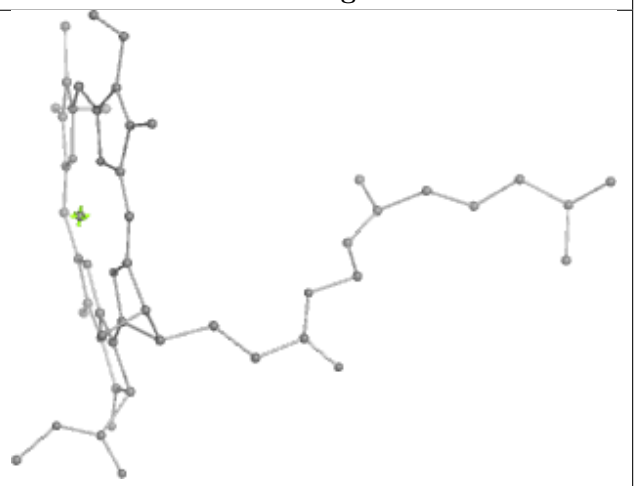

Rings

Ligand CLA b 608

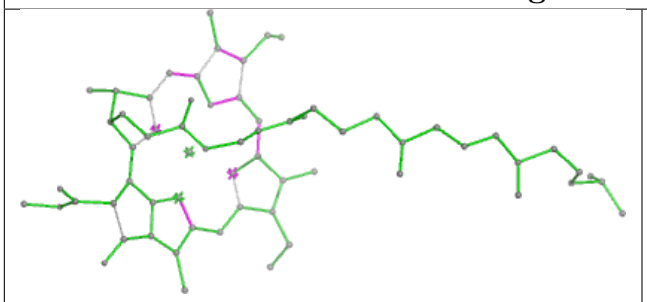

Bond lengths

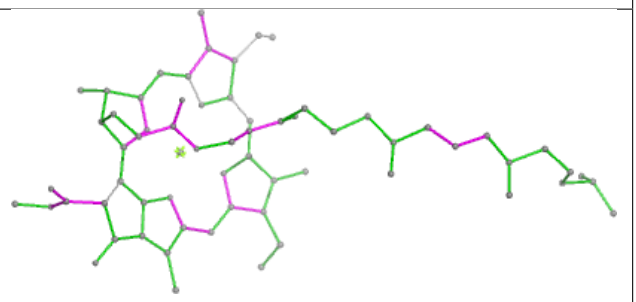

Bond angles

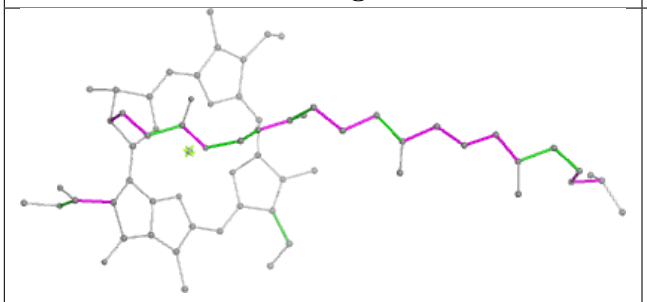

Torsions

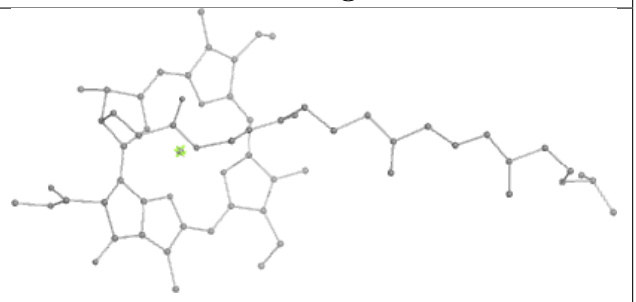

Rings

Ligand LHG C 521

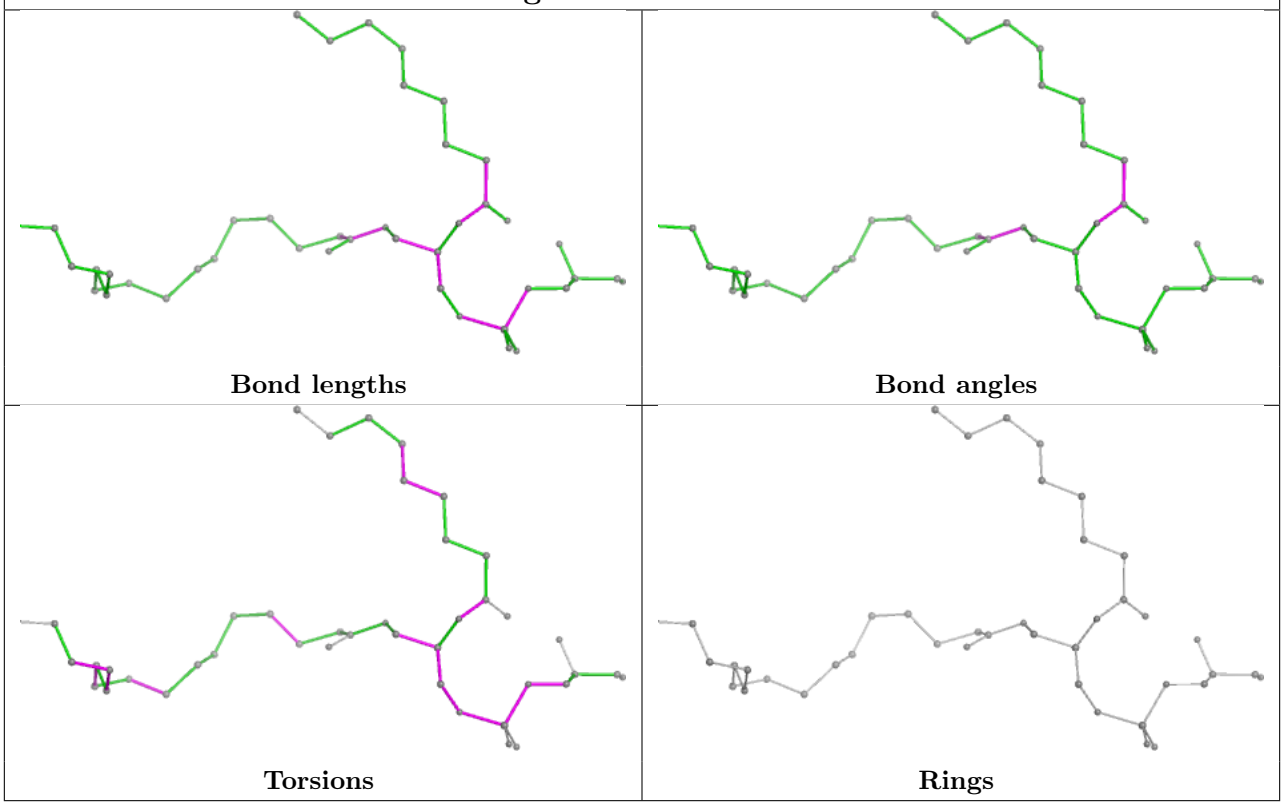

Ligand LHG D 408

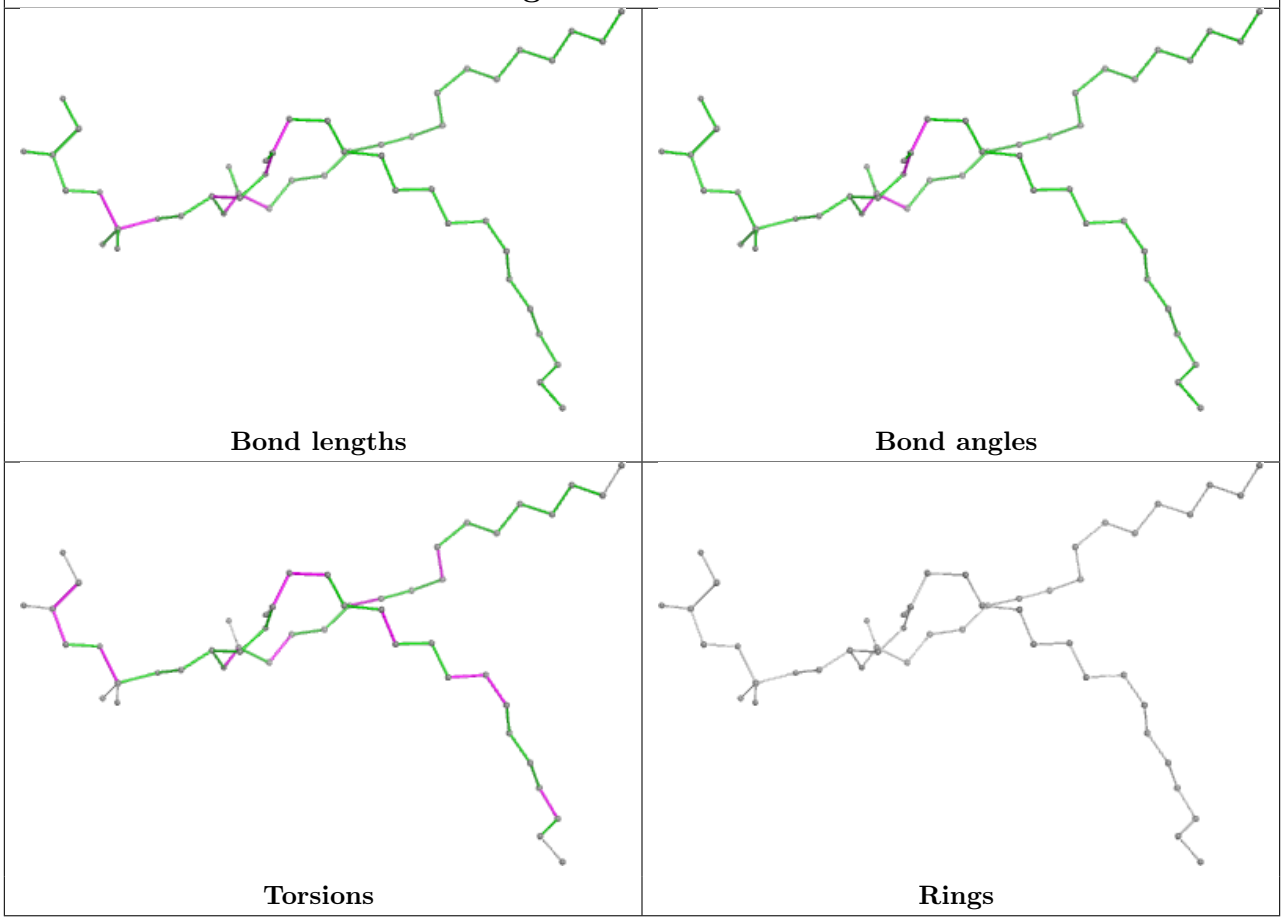

Ligand LUT 15 614	
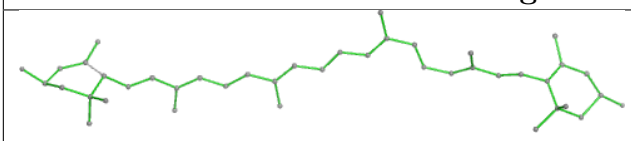 Bond lengths	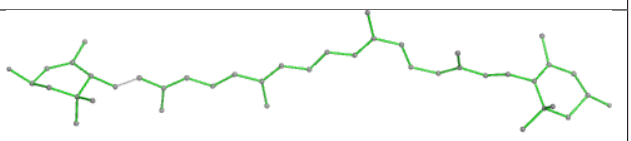 Bond angles
 Torsions	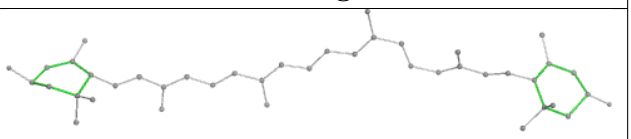 Rings

Ligand CLA S 610	
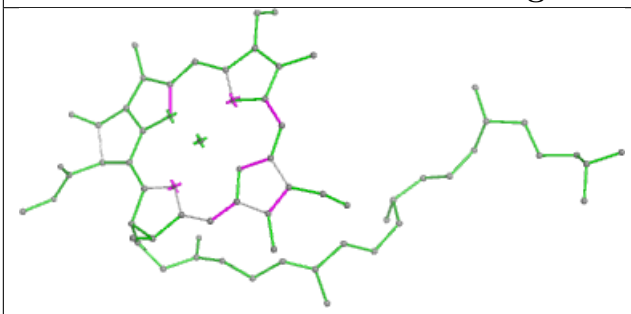 Bond lengths	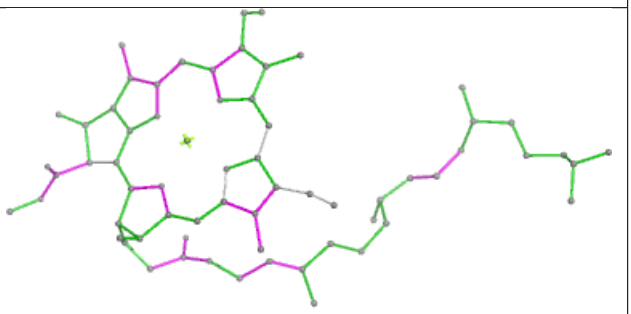 Bond angles
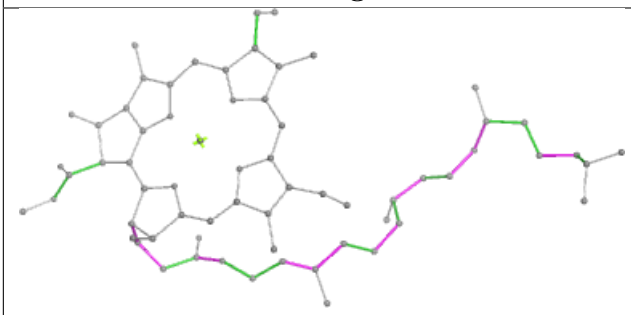 Torsions	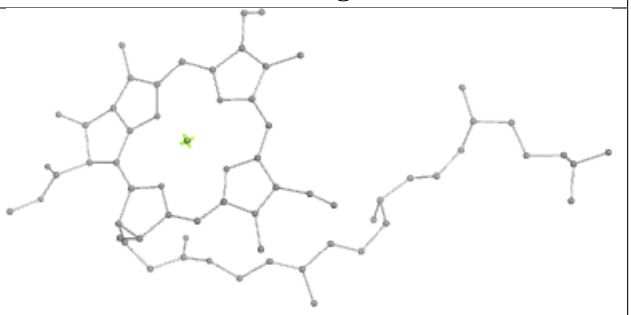 Rings

Ligand CHL S 606	
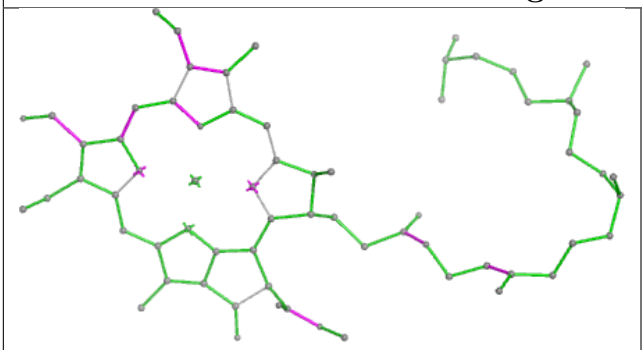 Bond lengths	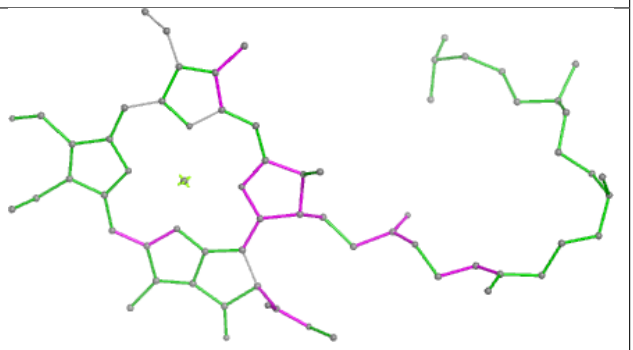 Bond angles
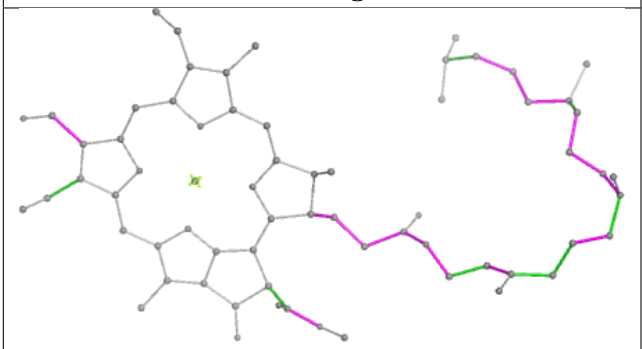 Torsions	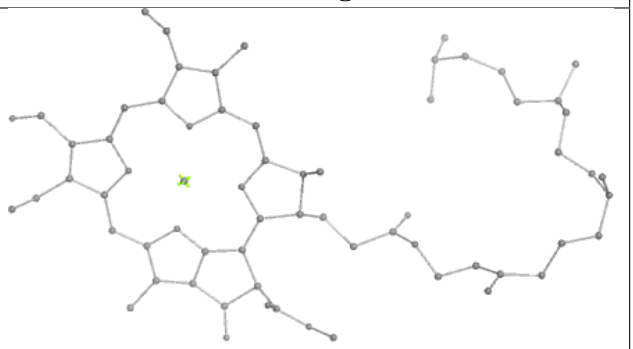 Rings

Ligand CHL 1 606	
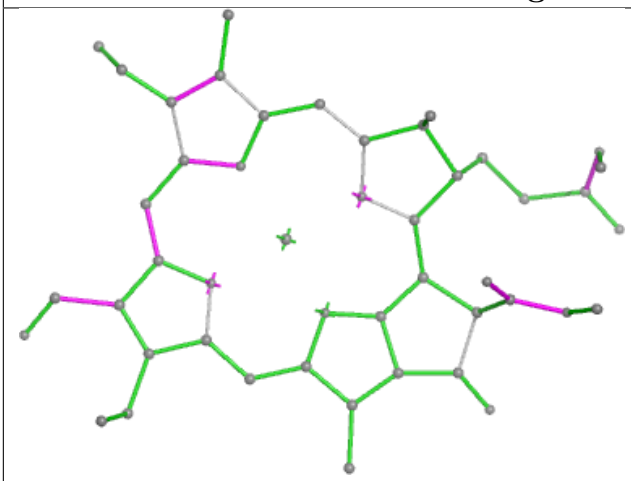 Bond lengths	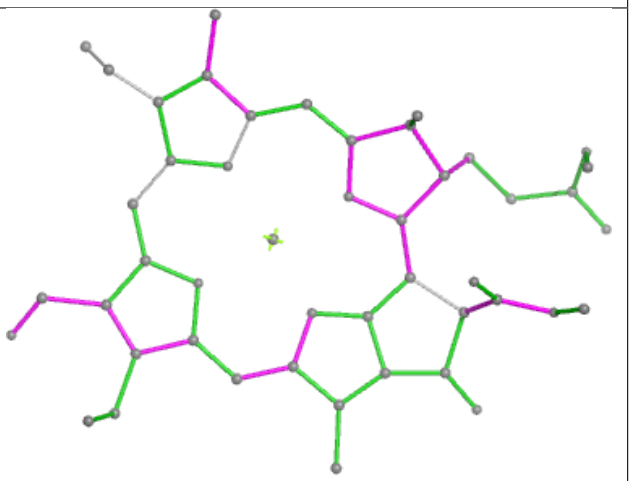 Bond angles
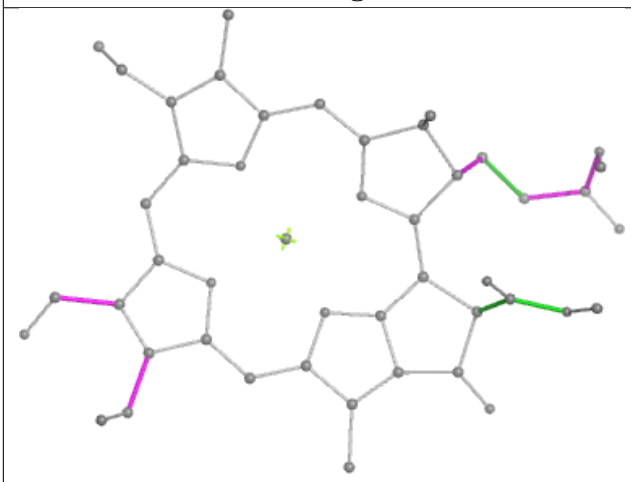 Torsions	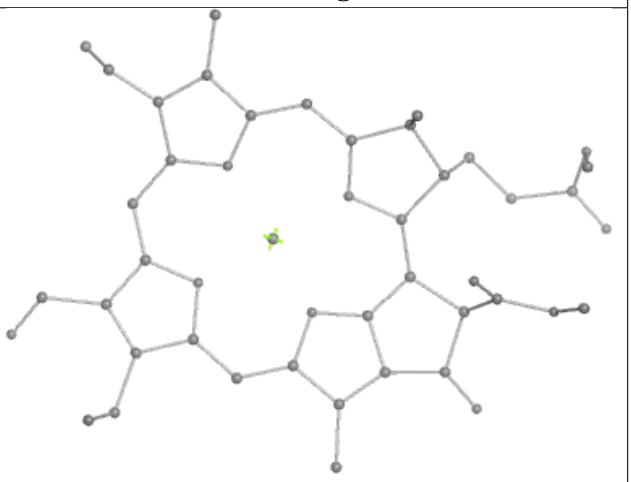 Rings

Ligand CLA 12 602

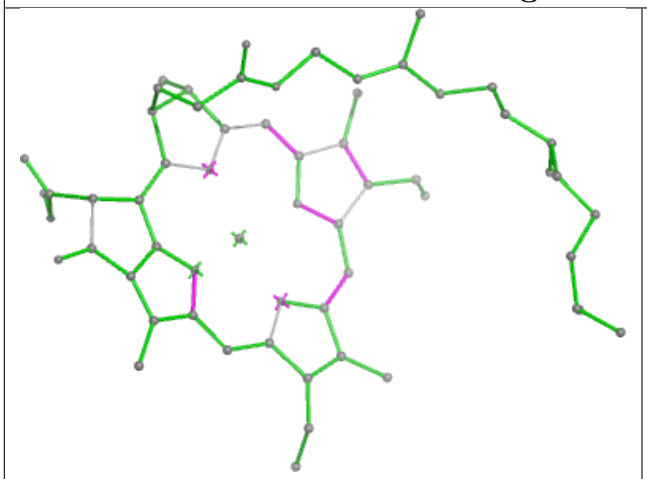

Bond lengths

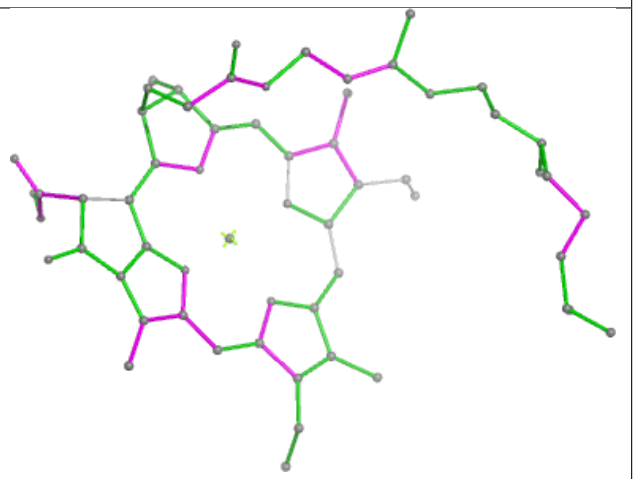

Bond angles

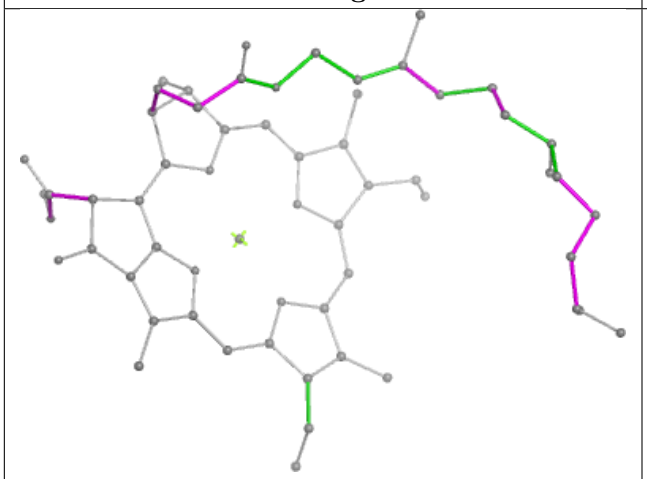

Torsions

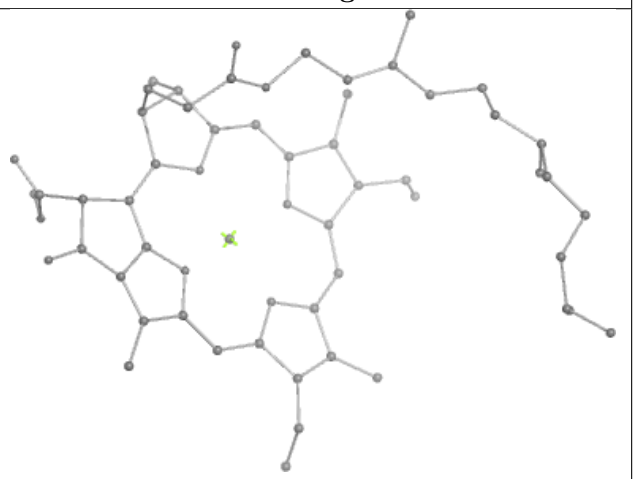

Rings

Ligand CLA c 507

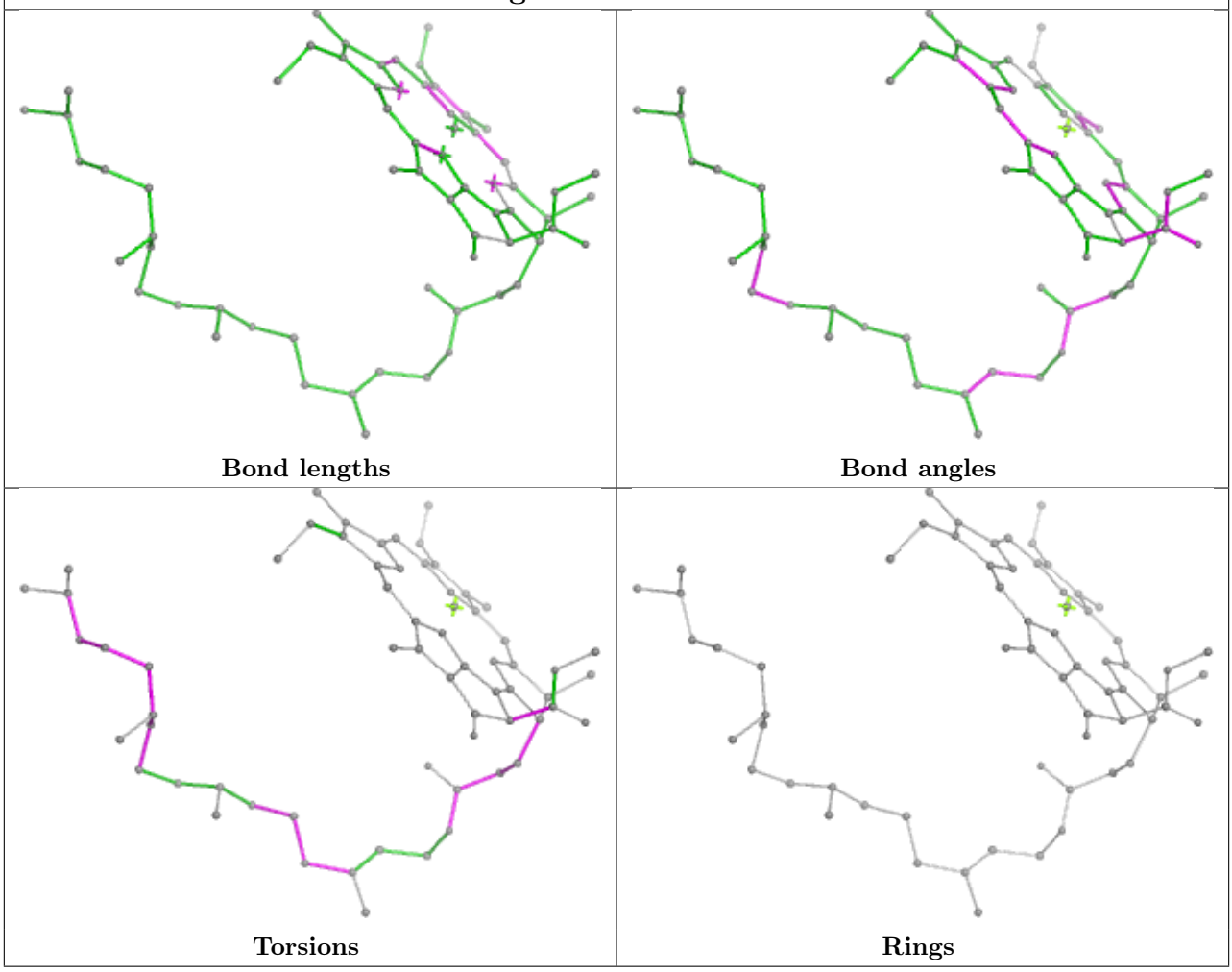

Ligand CLA Y 612

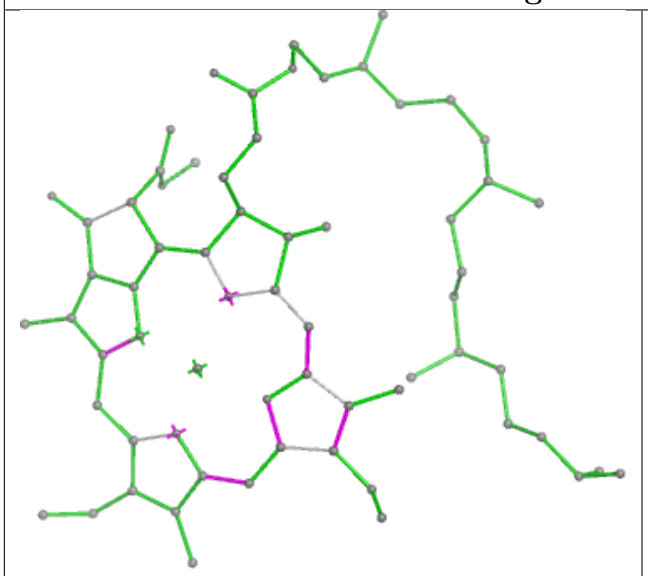

Bond lengths

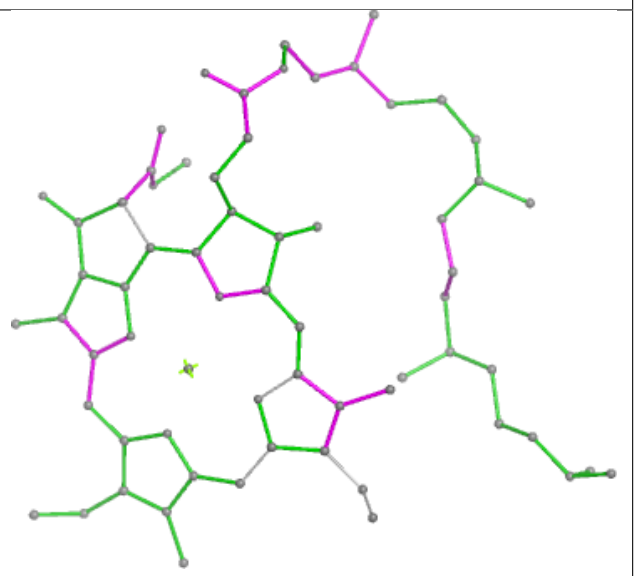

Bond angles

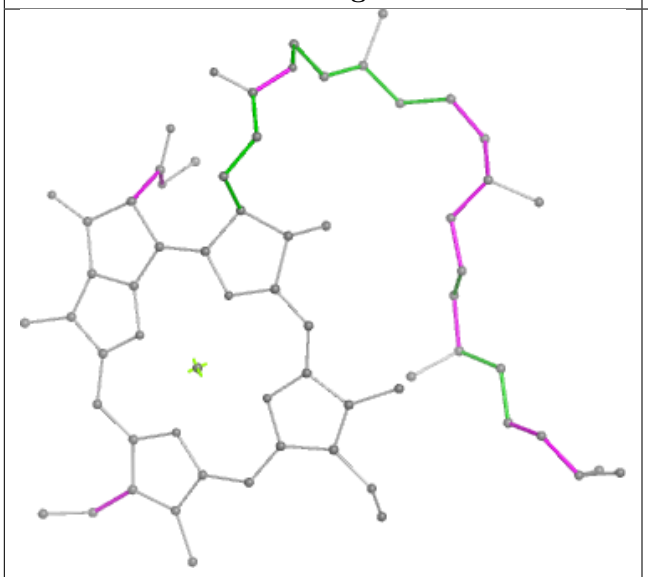

Torsions

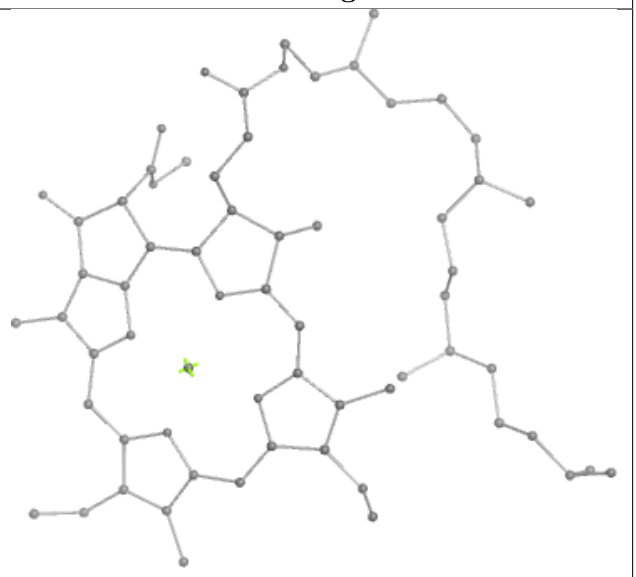

Rings

Ligand LMG j 102

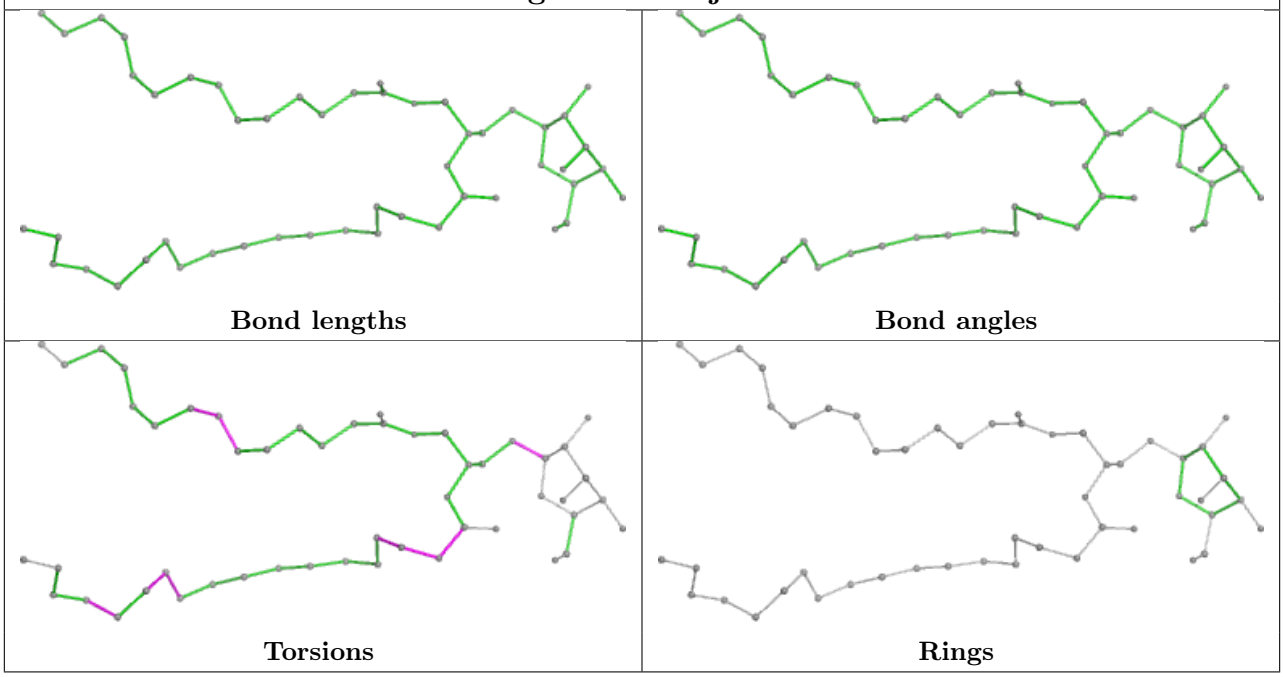

Ligand CLA R 602

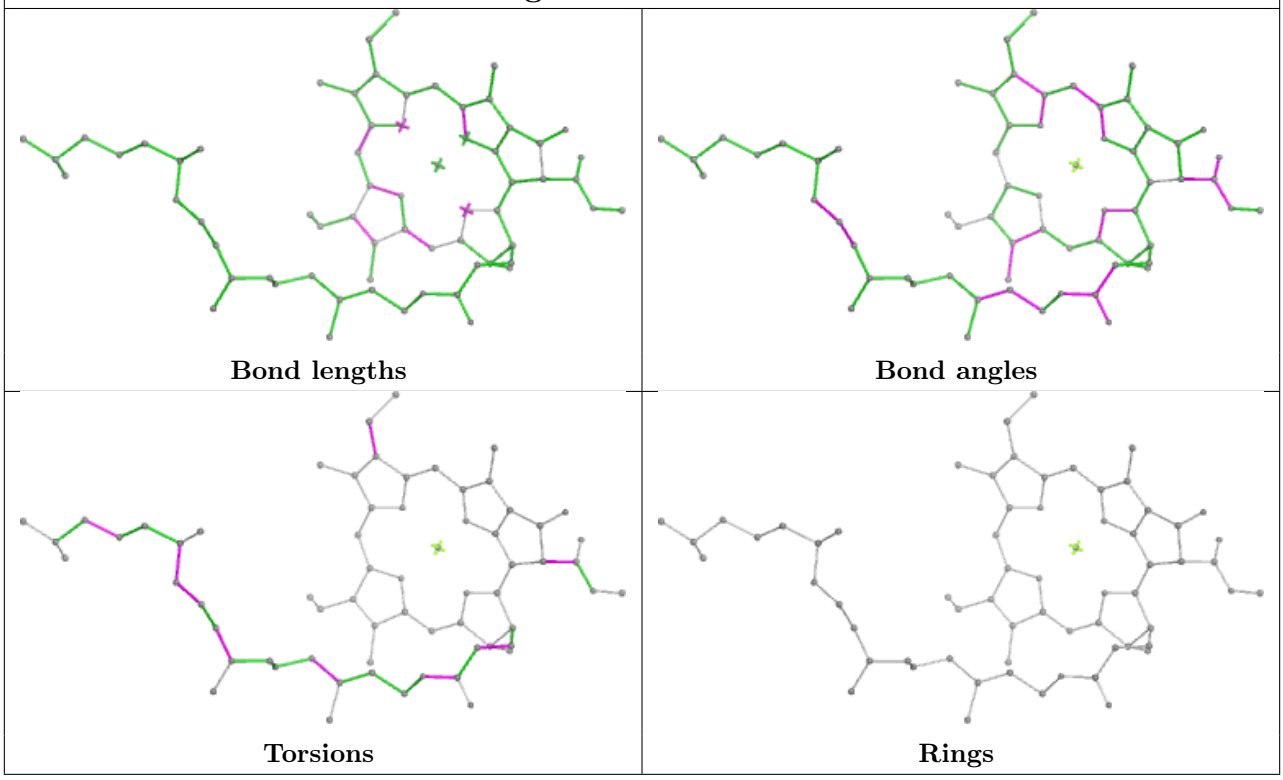

Ligand CHL 2 607	
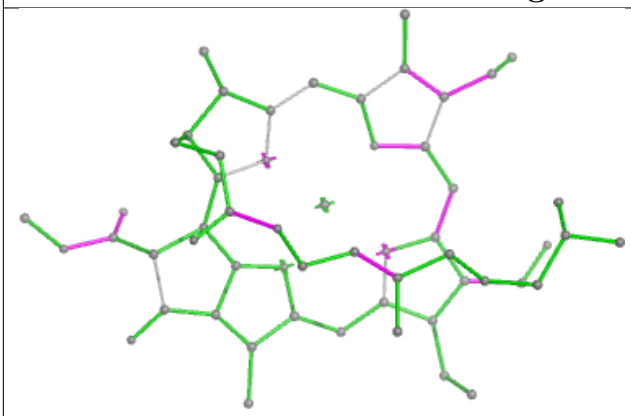	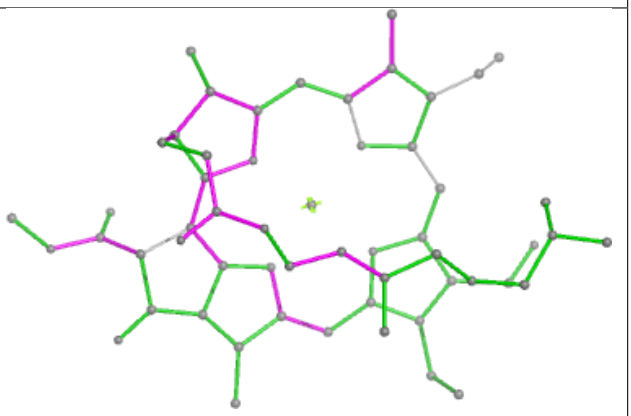
Bond lengths	Bond angles
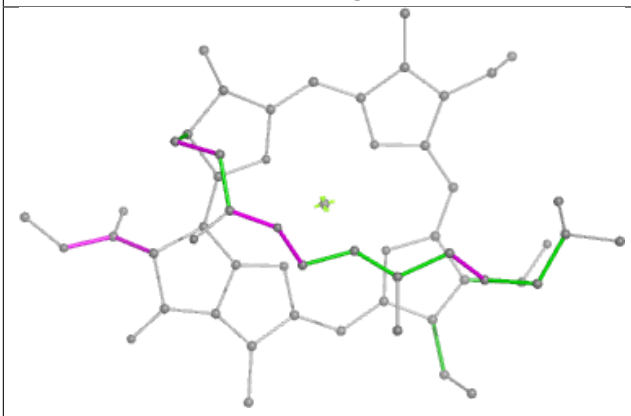	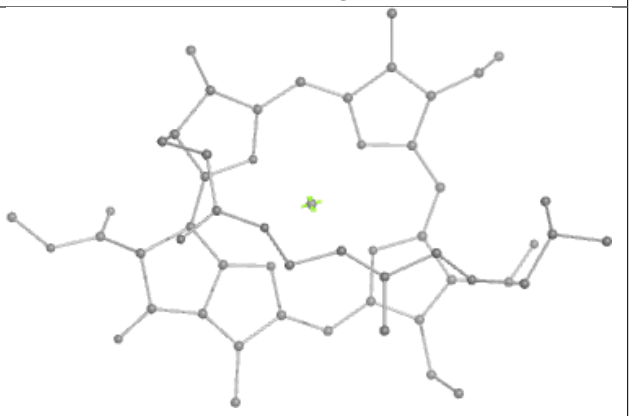
Torsions	Rings

Ligand CLA 2 602

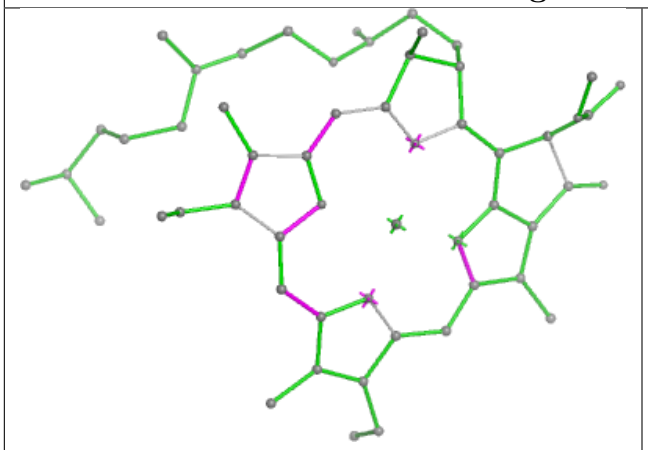

Bond lengths

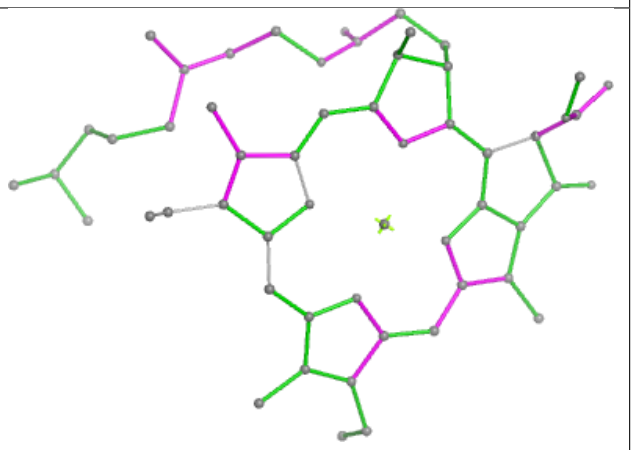

Bond angles

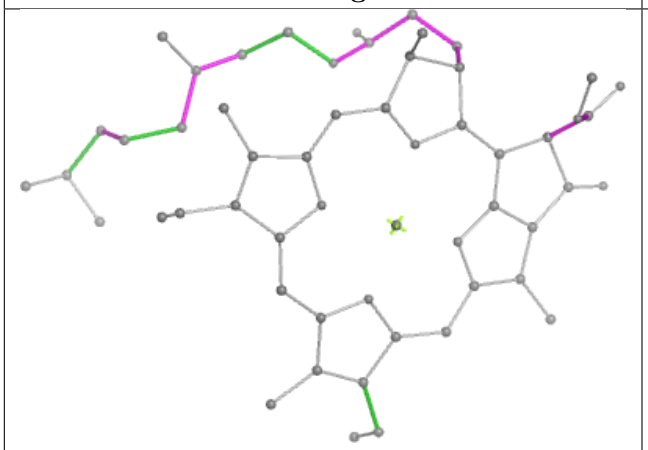

Torsions

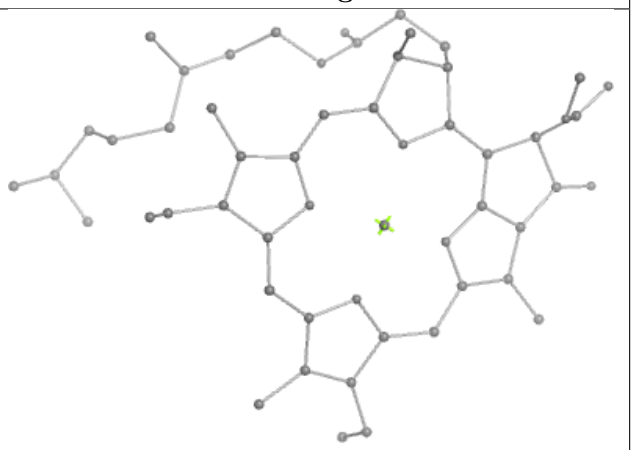

Rings

Ligand SQD D 411



Bond lengths



Bond angles

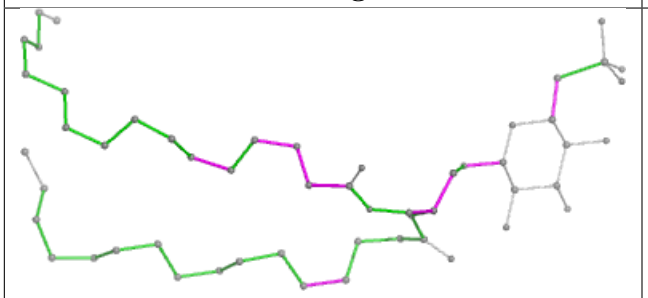

Torsions

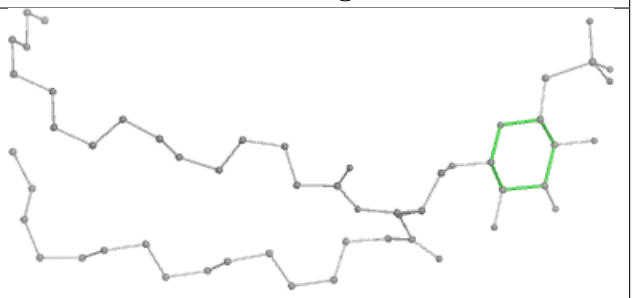

Rings

Ligand CLA 15 609	
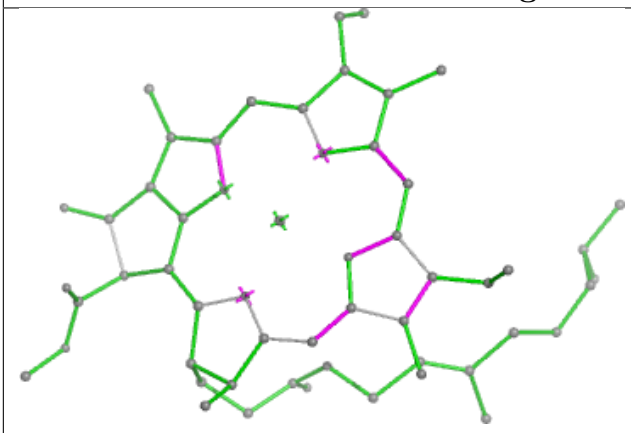	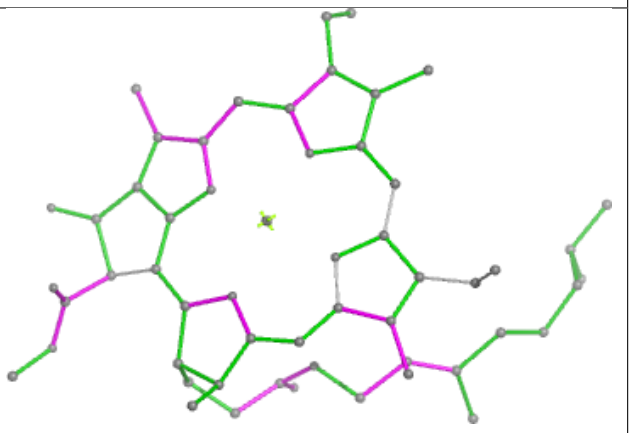
Bond lengths	**Bond angles**
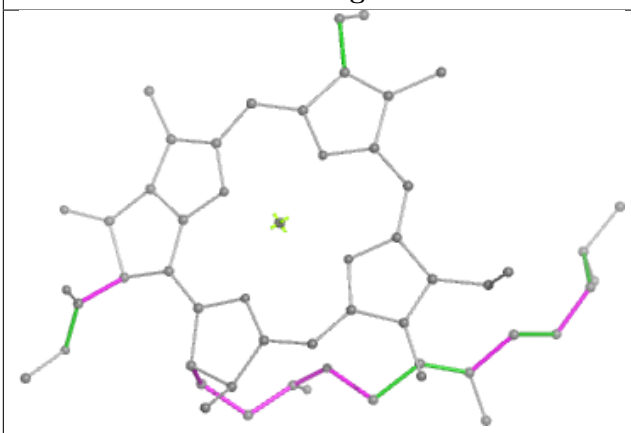	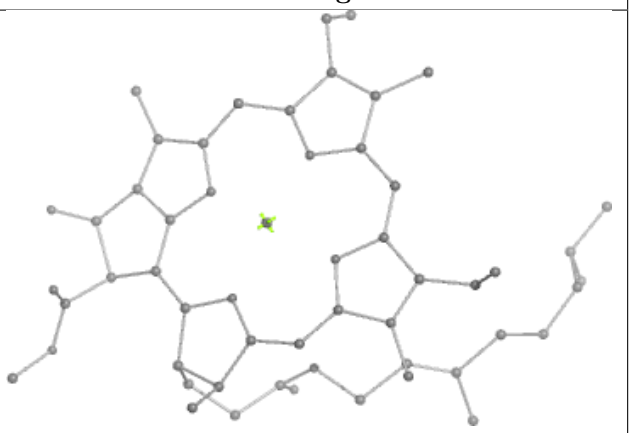
Torsions	**Rings**

Ligand CLA 14 614

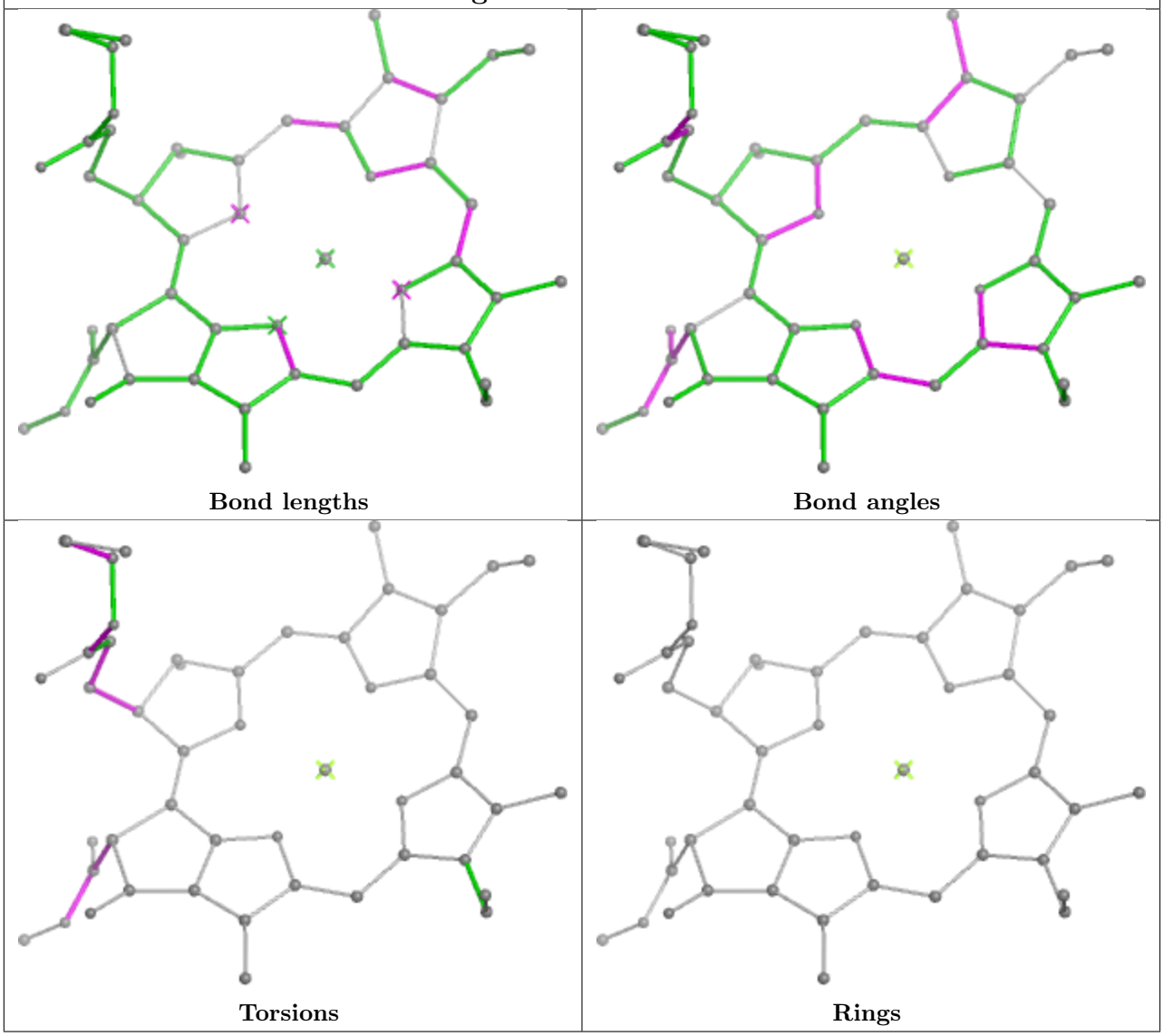

Ligand CLA C 507

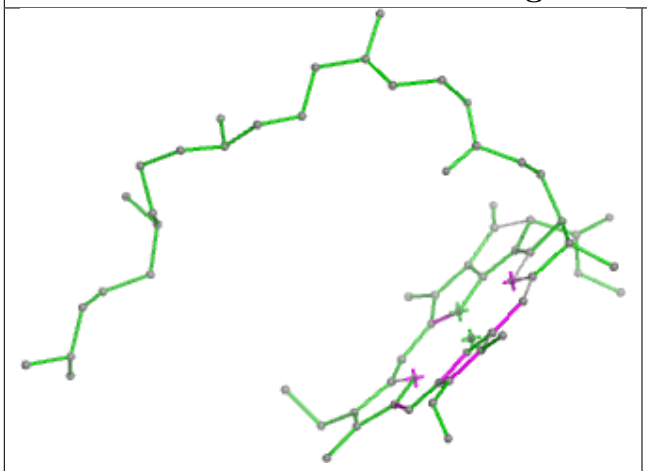

Bond lengths

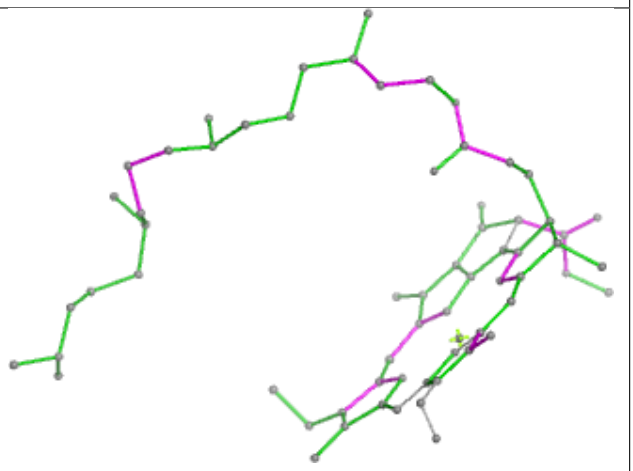

Bond angles

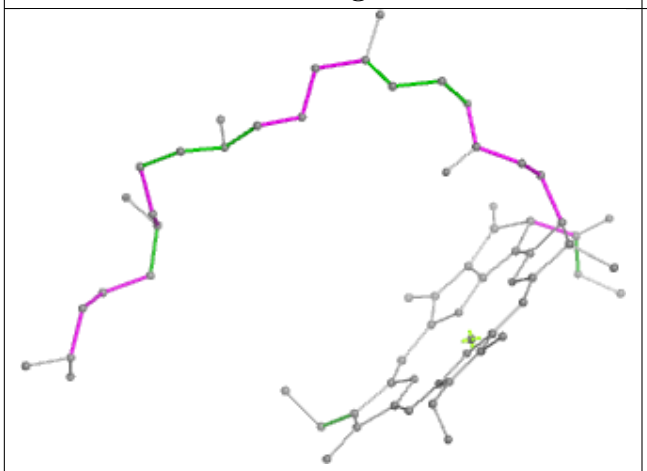

Torsions

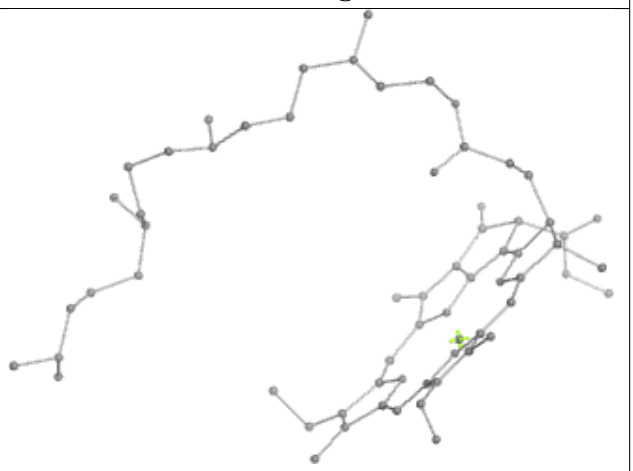

Rings

Ligand LHG d 408

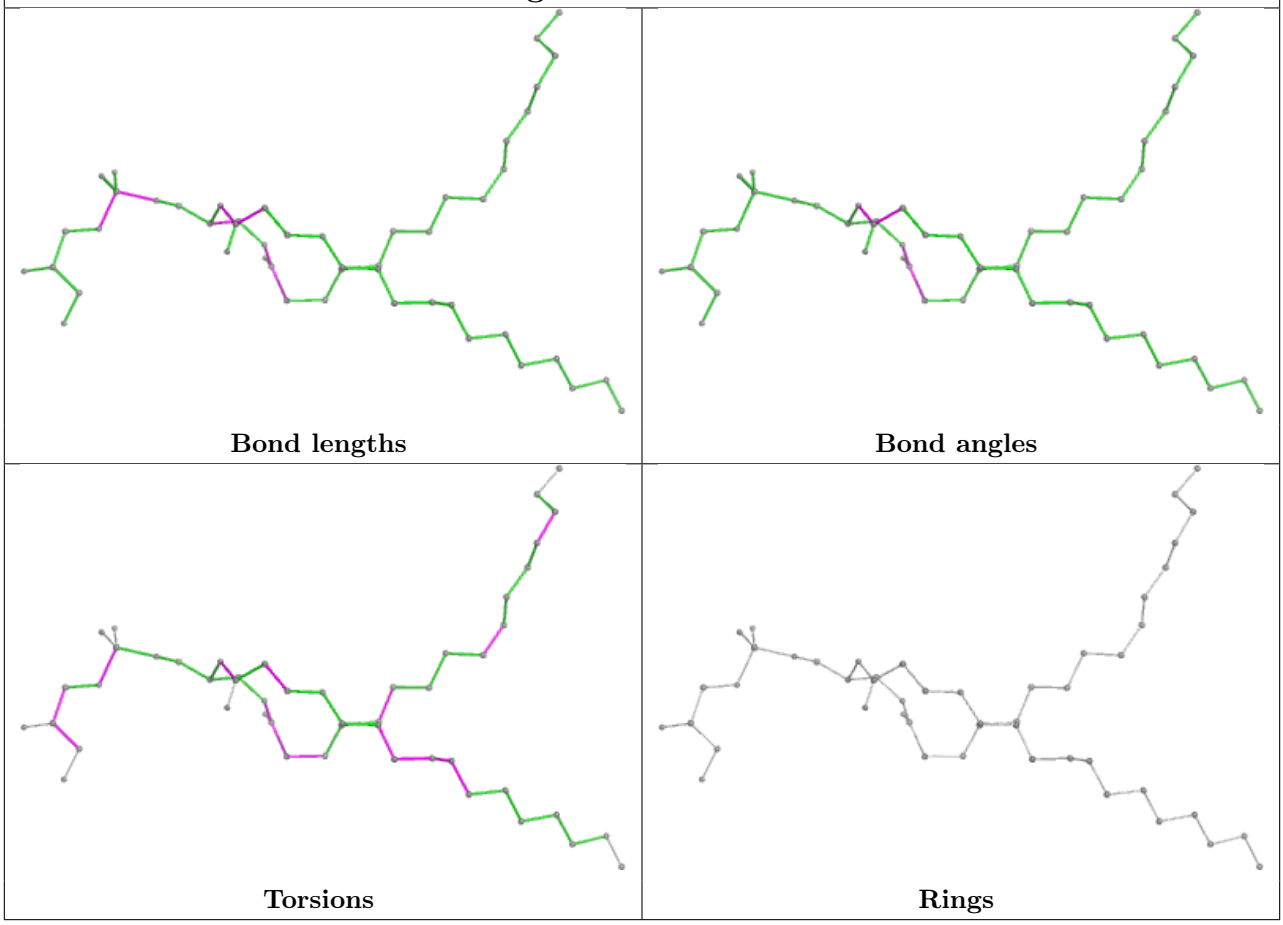

Ligand CLA b 602

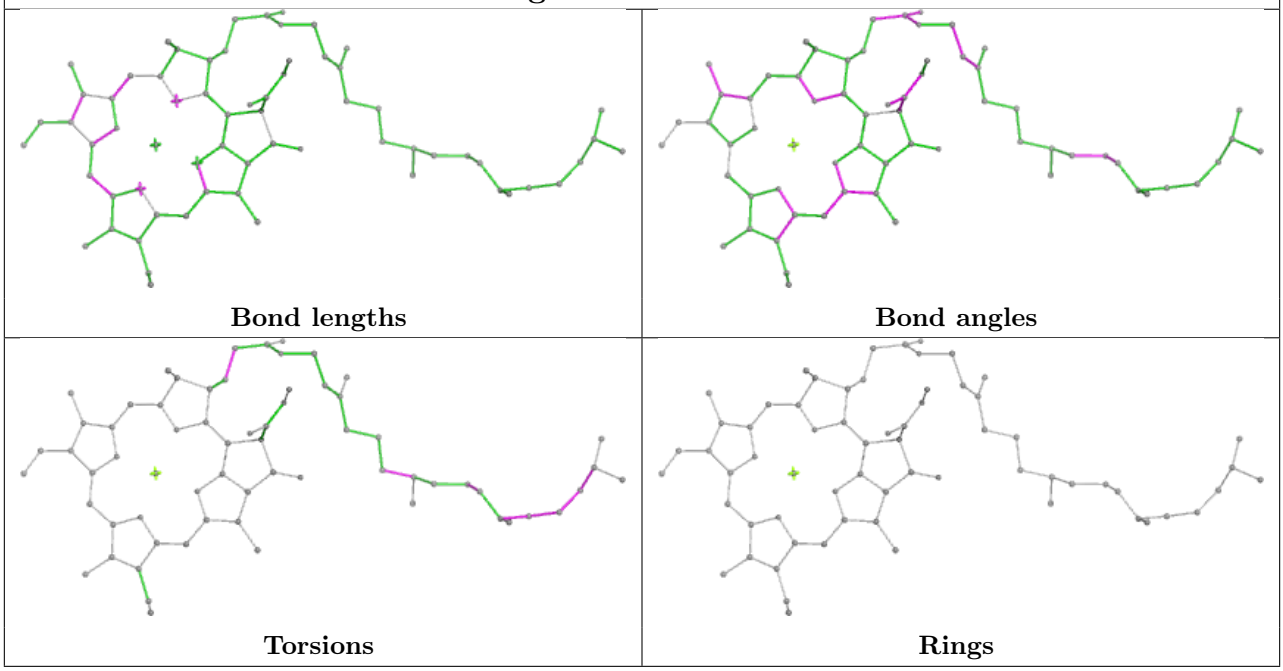

Ligand CLA b 606

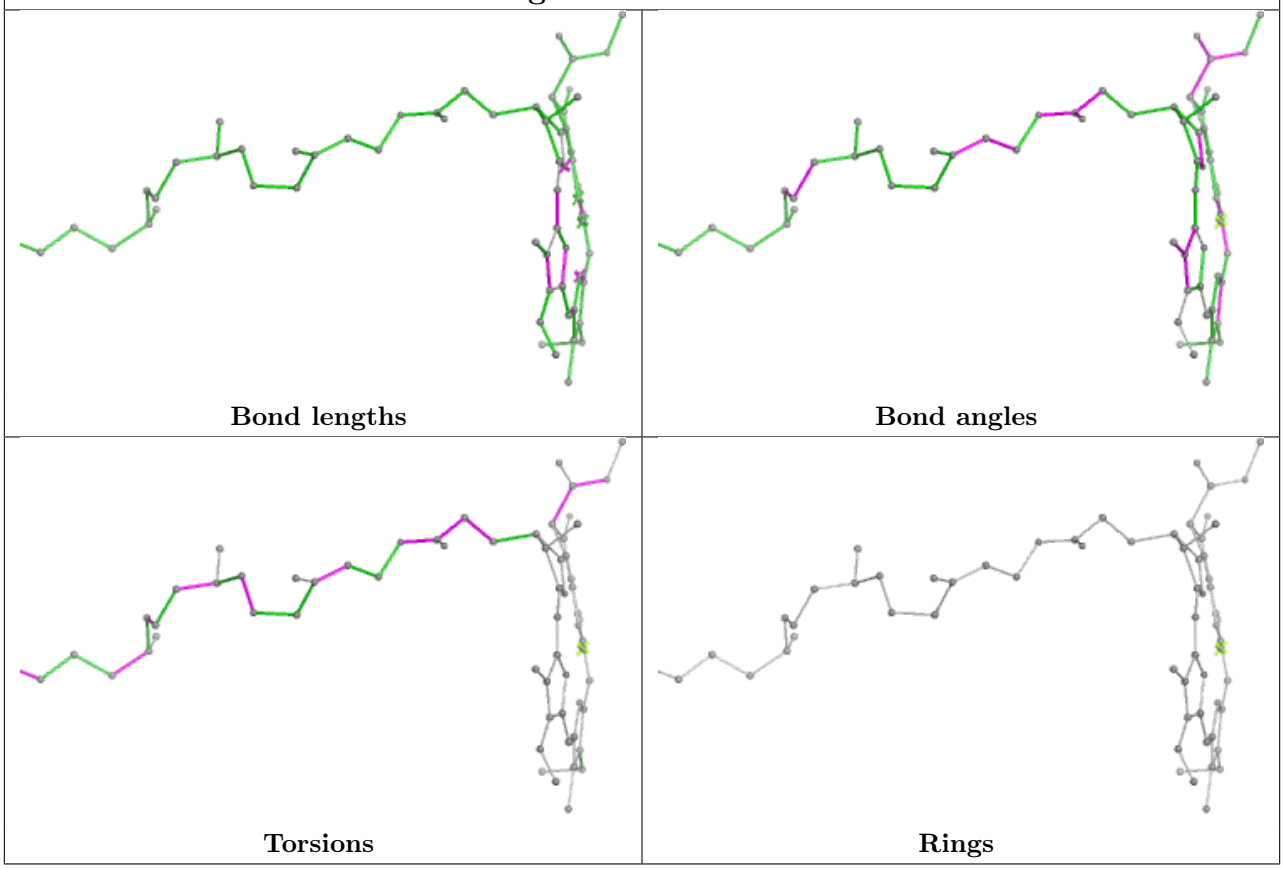

Ligand CHL g 608

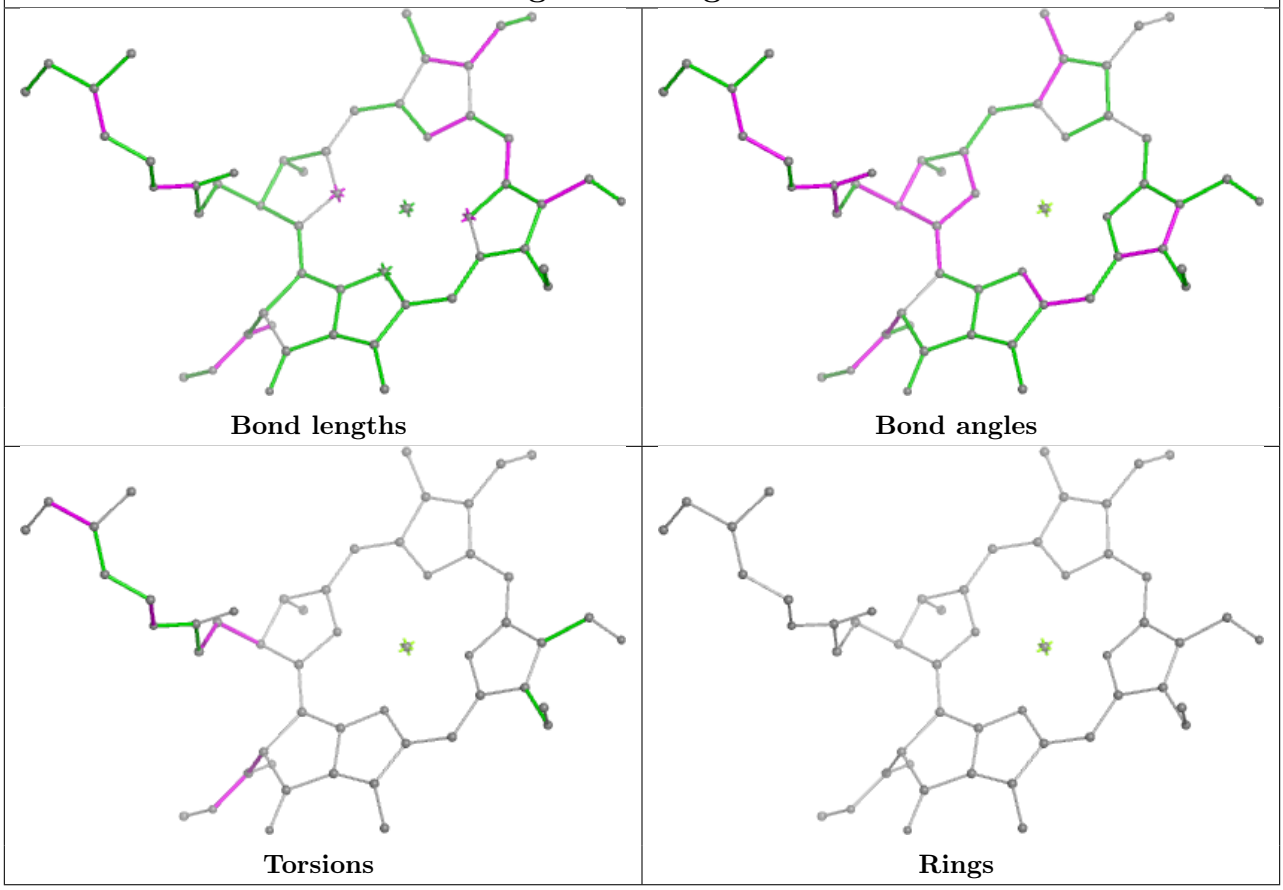

Ligand LUT 11 617

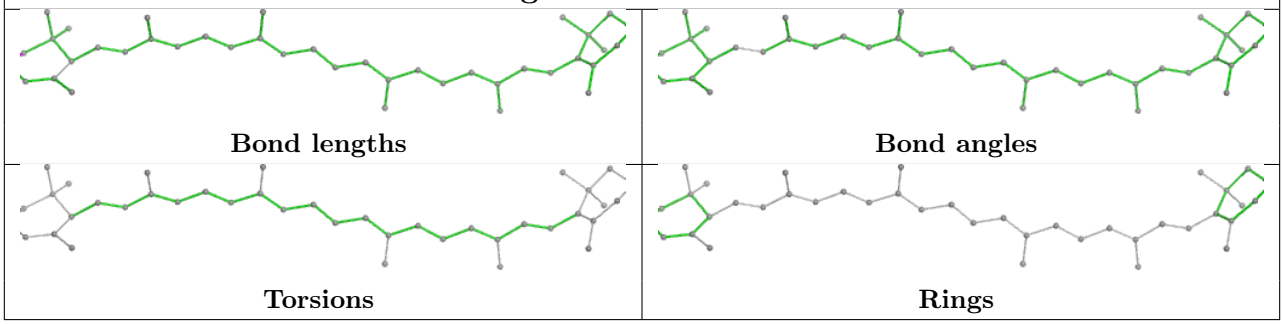

Ligand CLA N 613

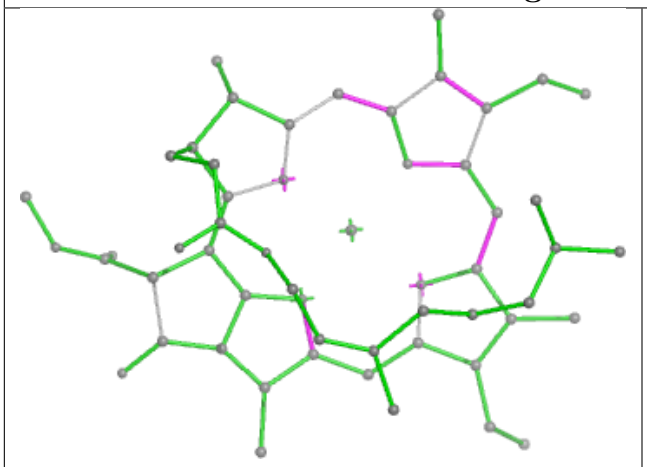

Bond lengths

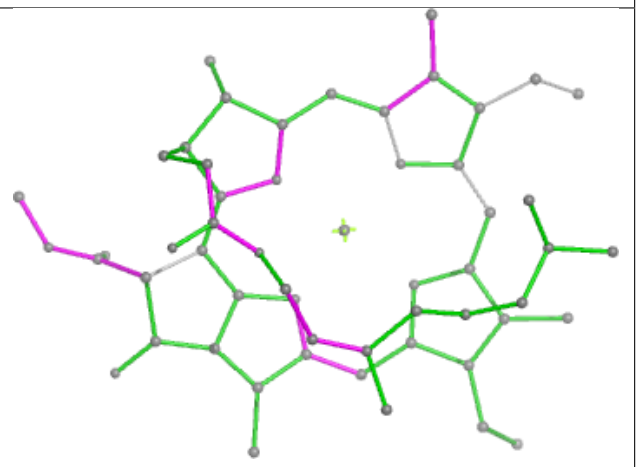

Bond angles

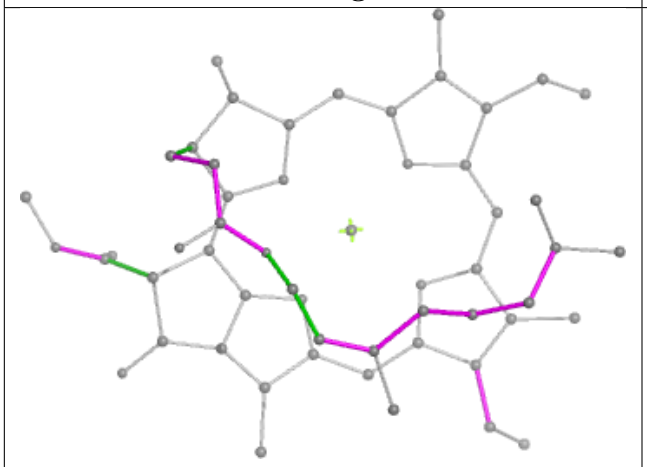

Torsions

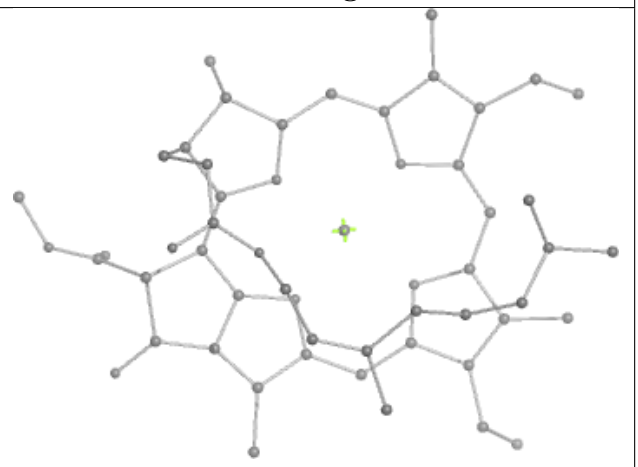

Rings

Ligand CLA n 603

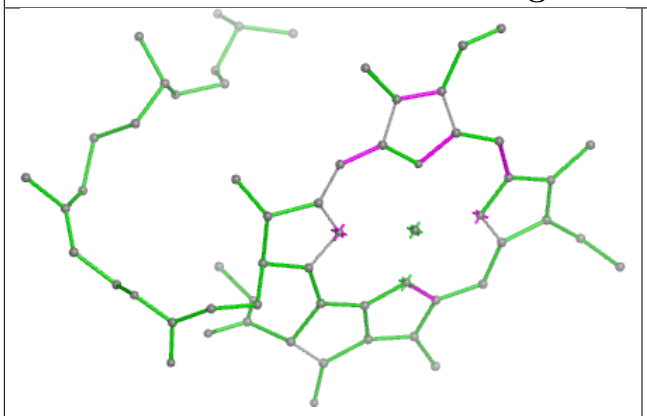

Bond lengths

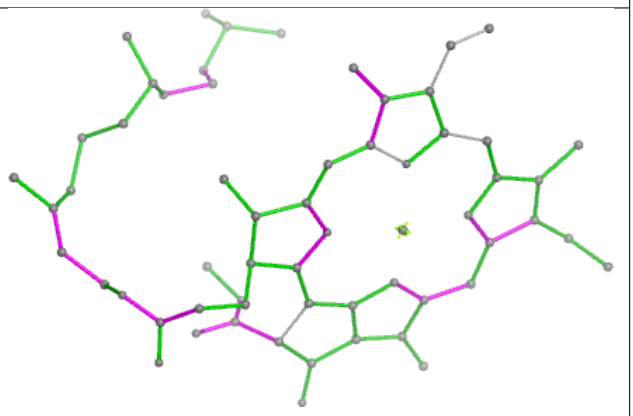

Bond angles

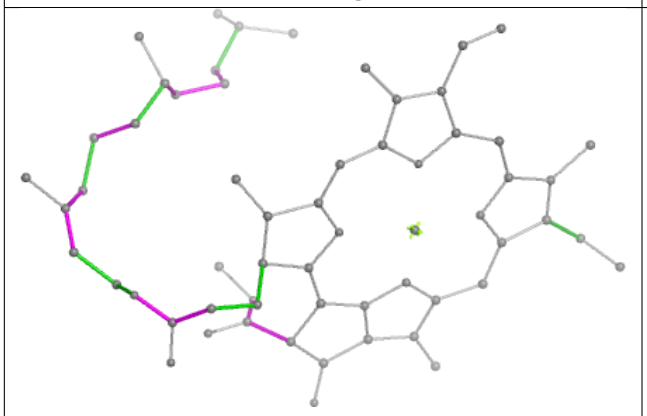

Torsions

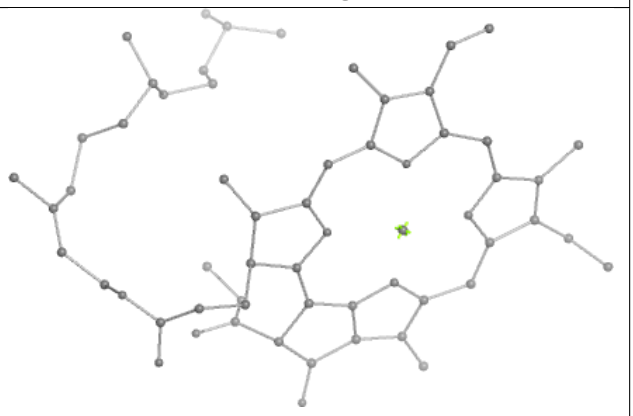

Rings

Ligand CHL 3 606

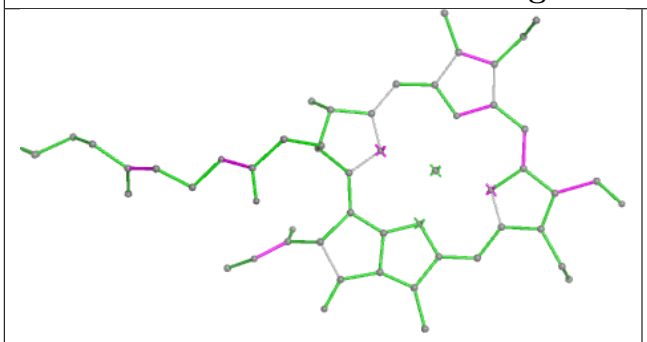

Bond lengths

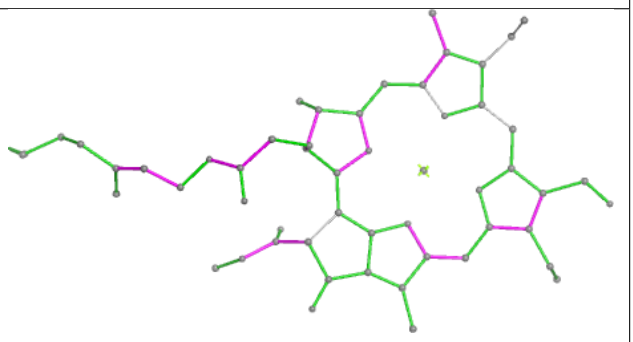

Bond angles

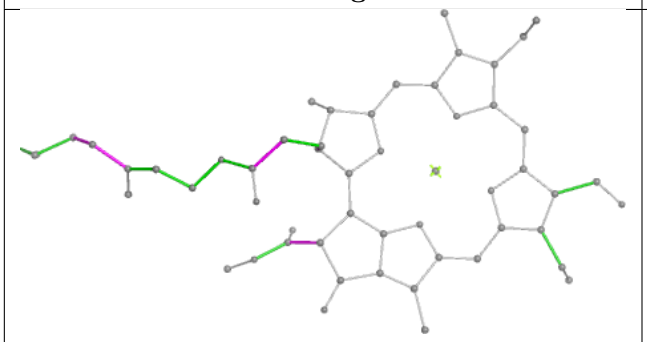

Torsions

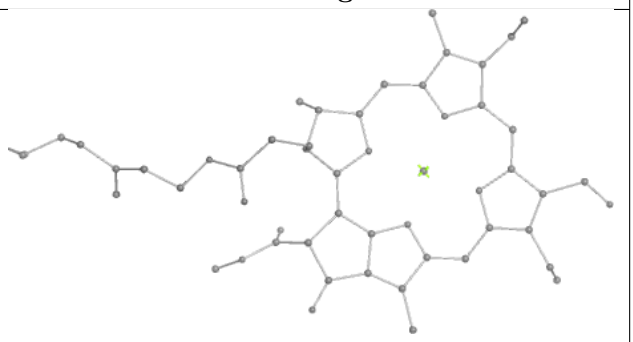

Rings

Ligand CLA G 611	
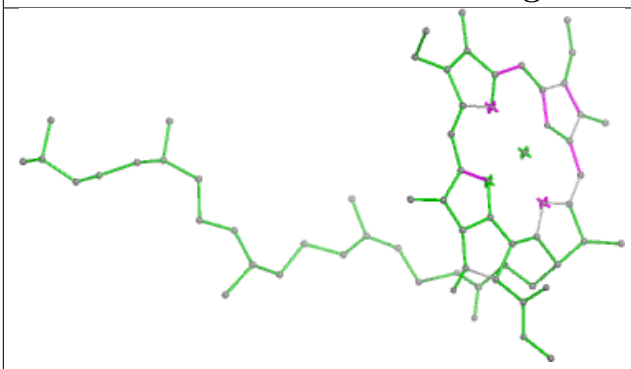 Bond lengths	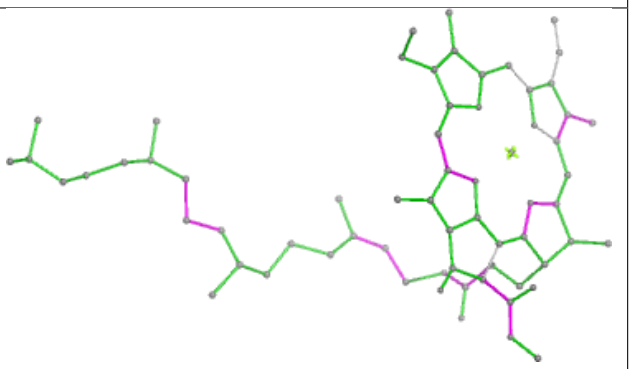 Bond angles
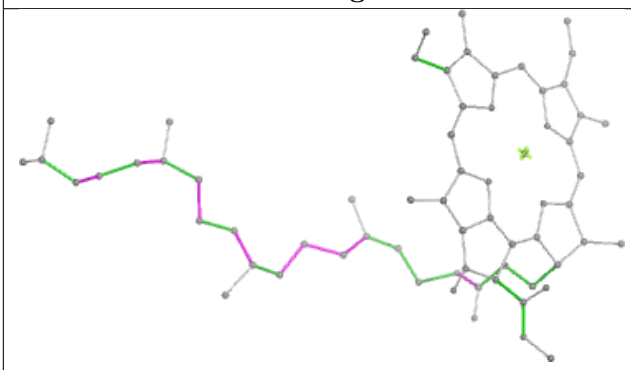 Torsions	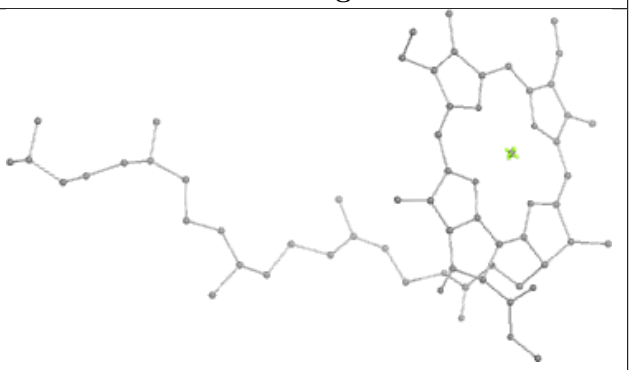 Rings

Ligand CHL 13 609

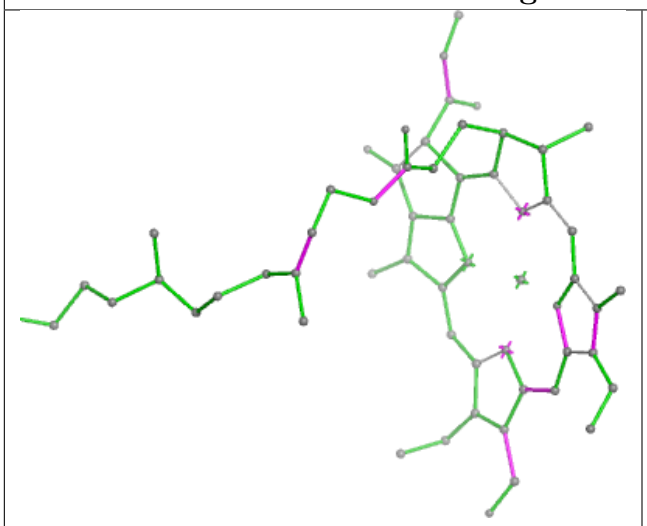

Bond lengths

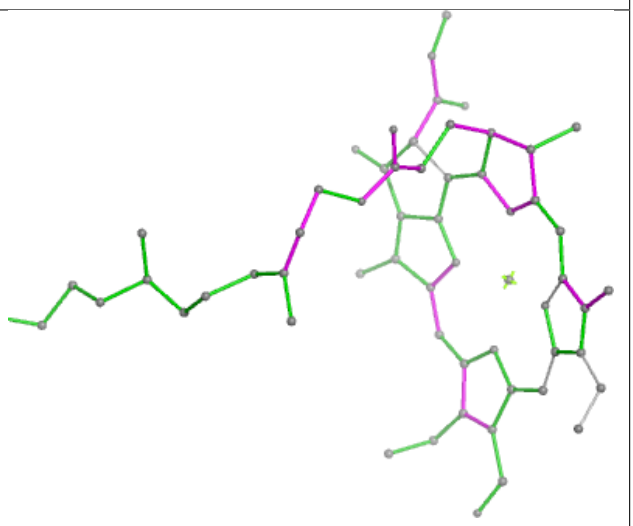

Bond angles

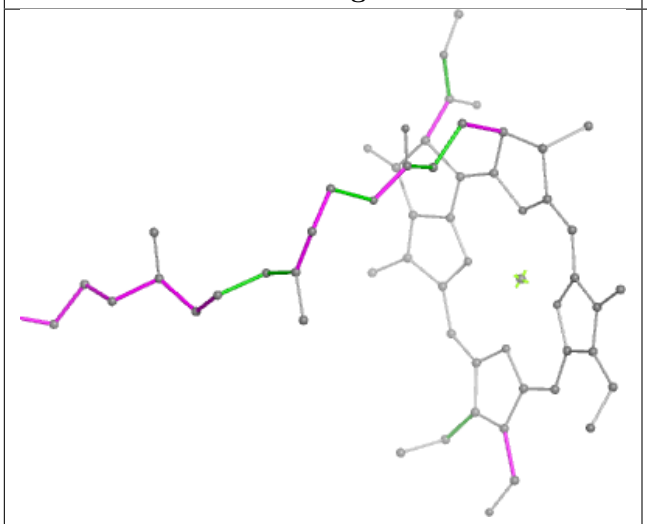

Torsions

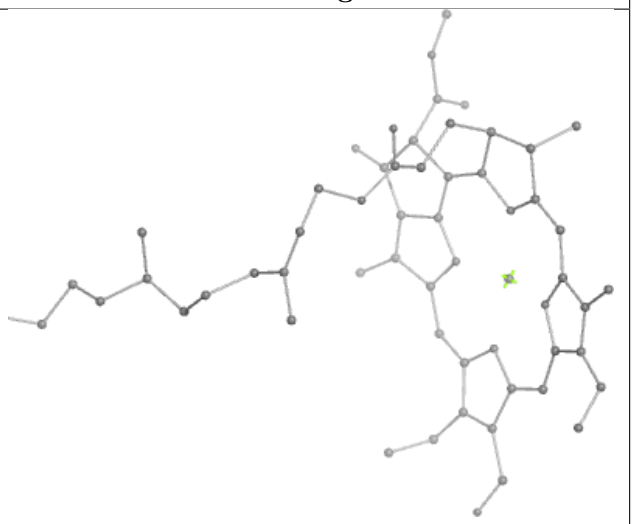

Rings

Ligand CLA n 602	
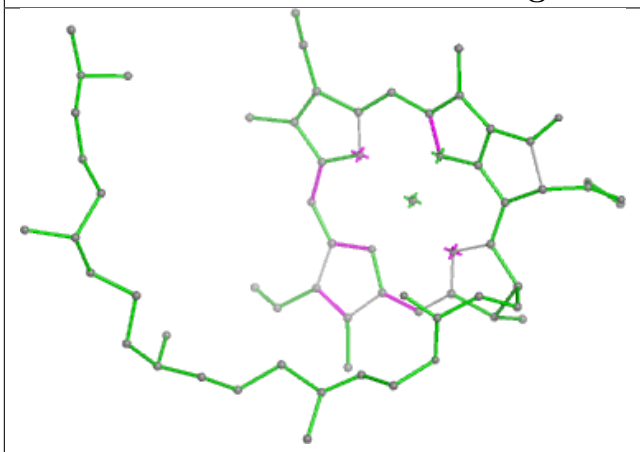 Bond lengths	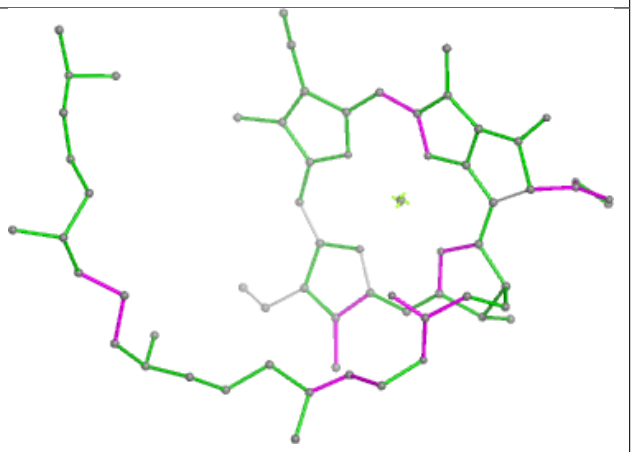 Bond angles
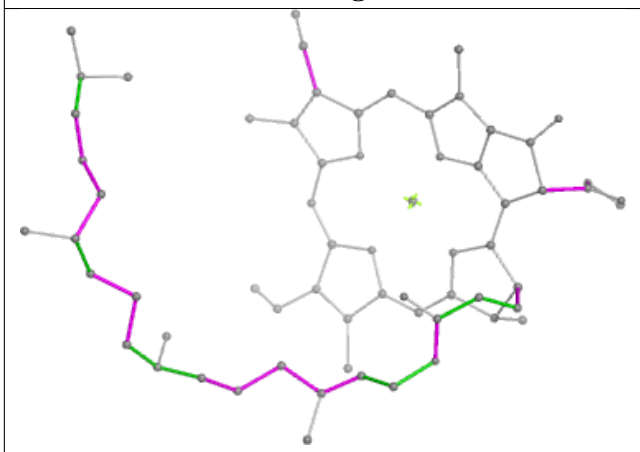 Torsions	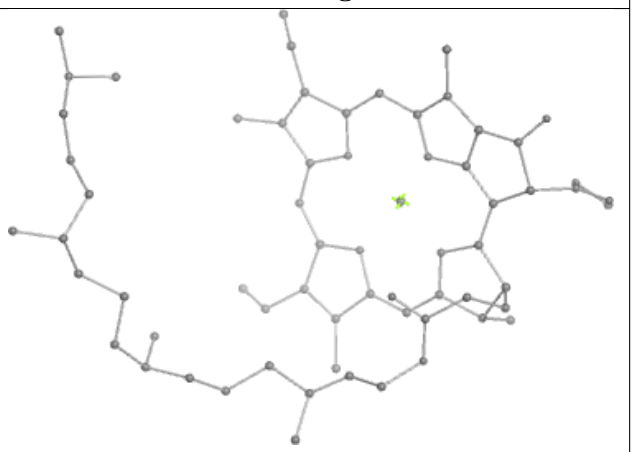 Rings

Ligand CLA 3 610

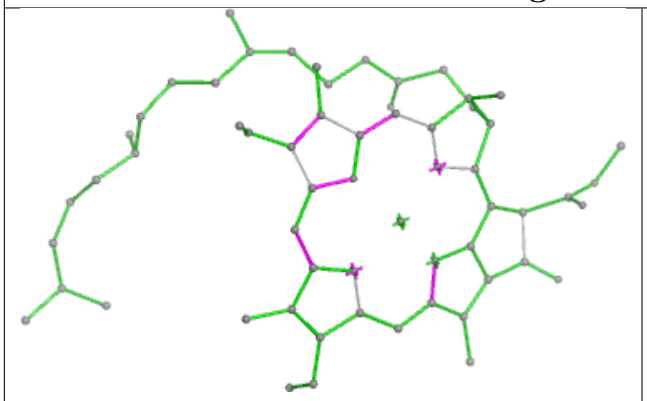

Bond lengths

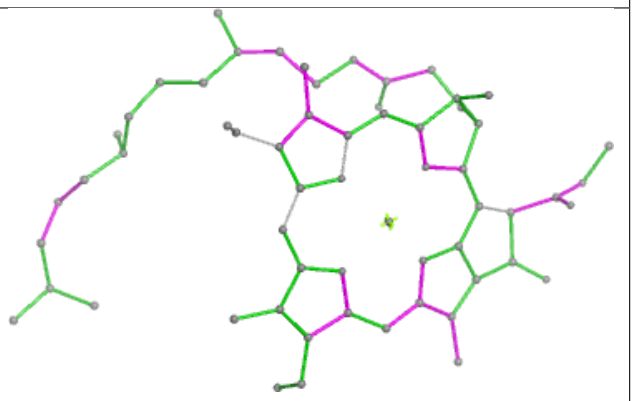

Bond angles

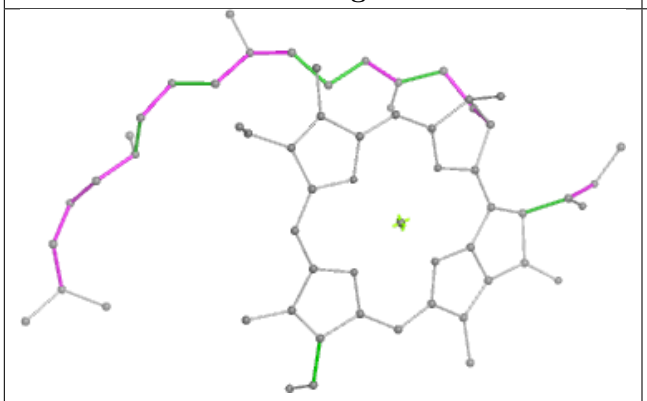

Torsions

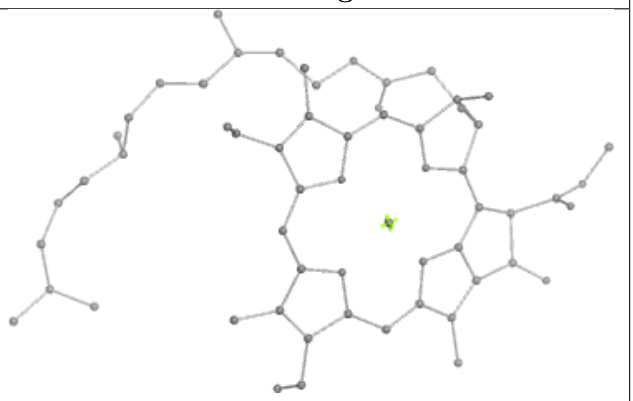

Rings

Ligand DGD C 517

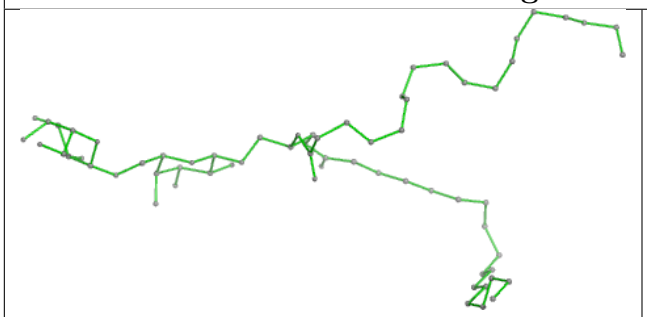

Bond lengths



Bond angles



Torsions

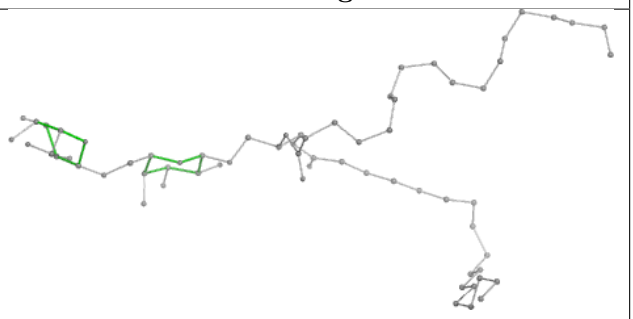

Rings

Ligand CLA 16 611

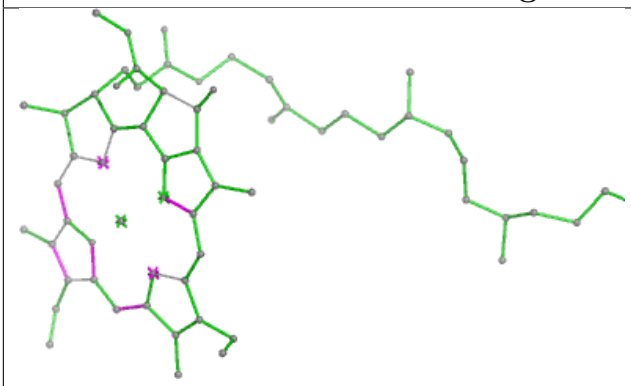

Bond lengths

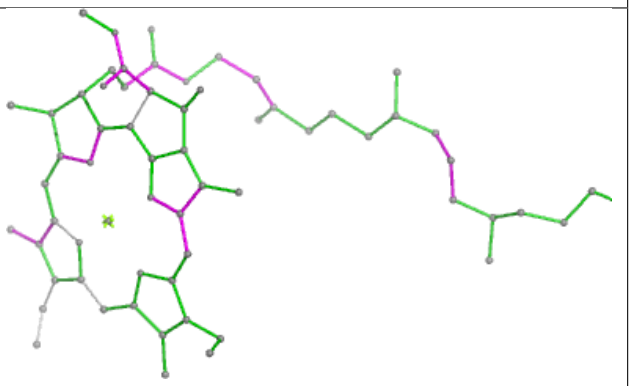

Bond angles

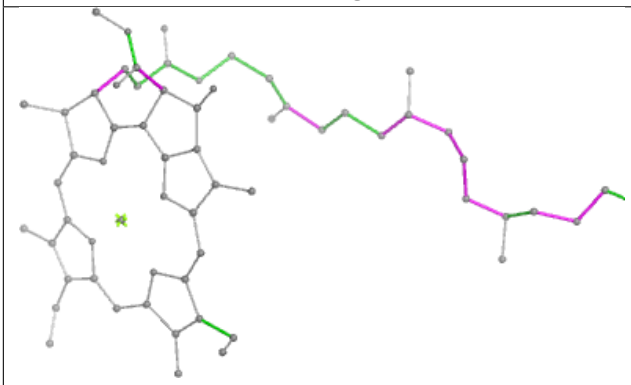

Torsions

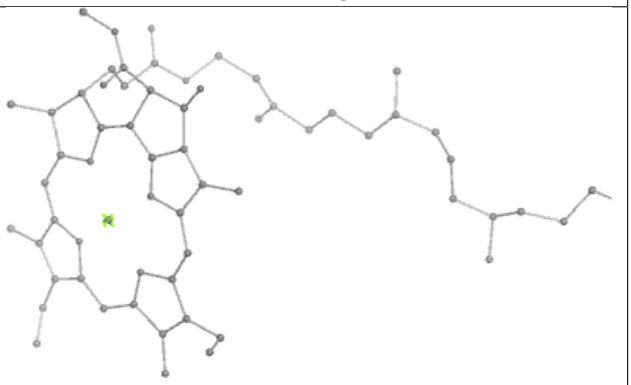

Rings

Ligand BCR d 406

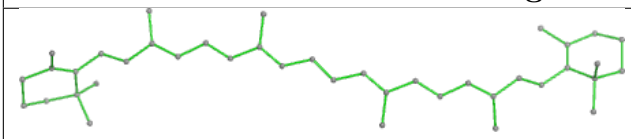

Bond lengths

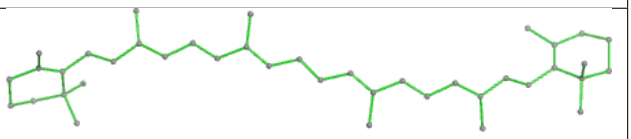

Bond angles

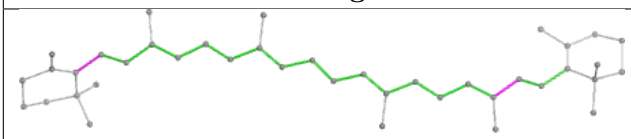

Torsions

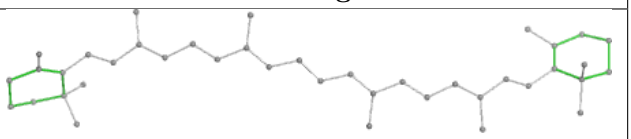

Rings

Ligand CLA b 603	
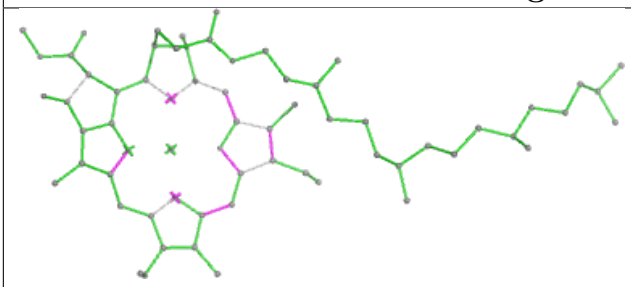 Bond lengths	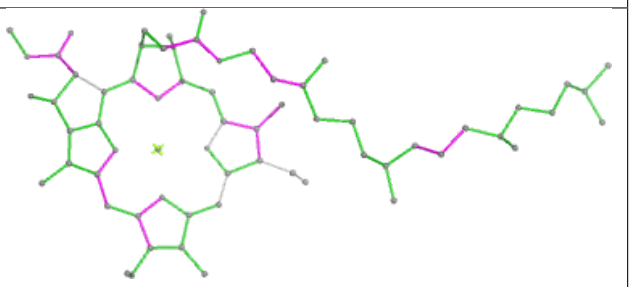 Bond angles
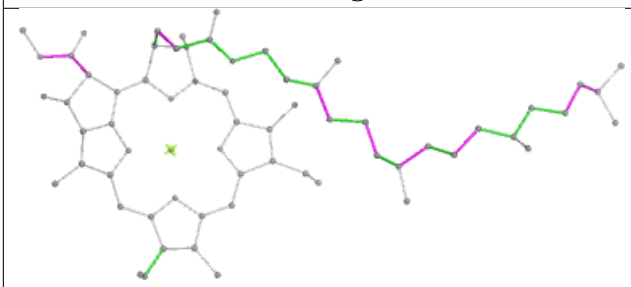 Torsions	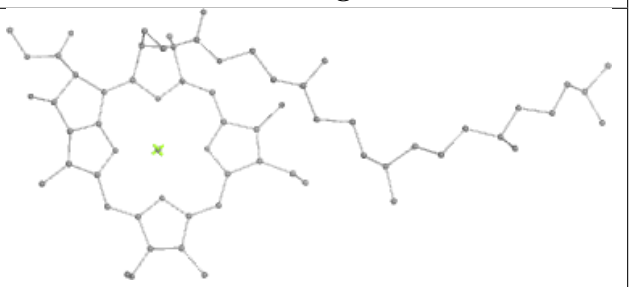 Rings

Ligand CLA c 502	
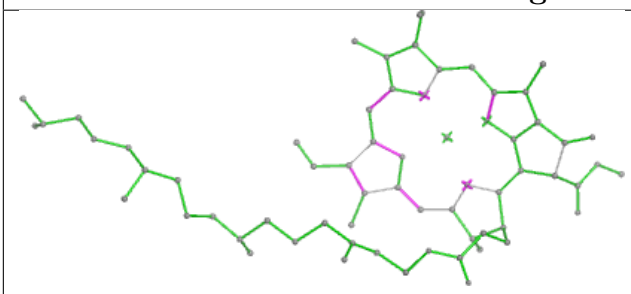 Bond lengths	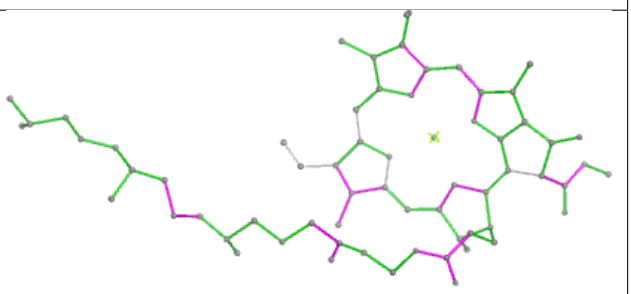 Bond angles
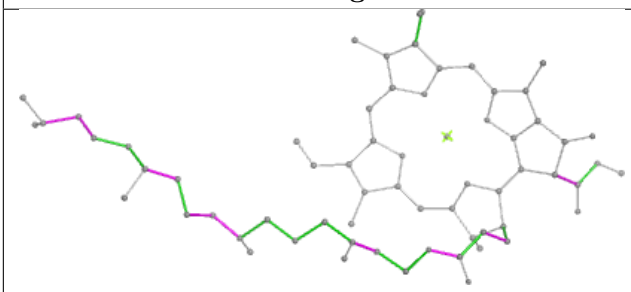 Torsions	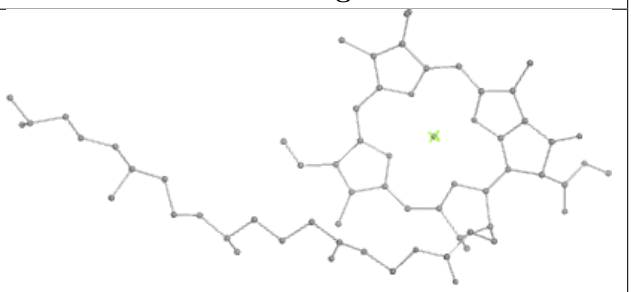 Rings

Ligand CHL 12 605

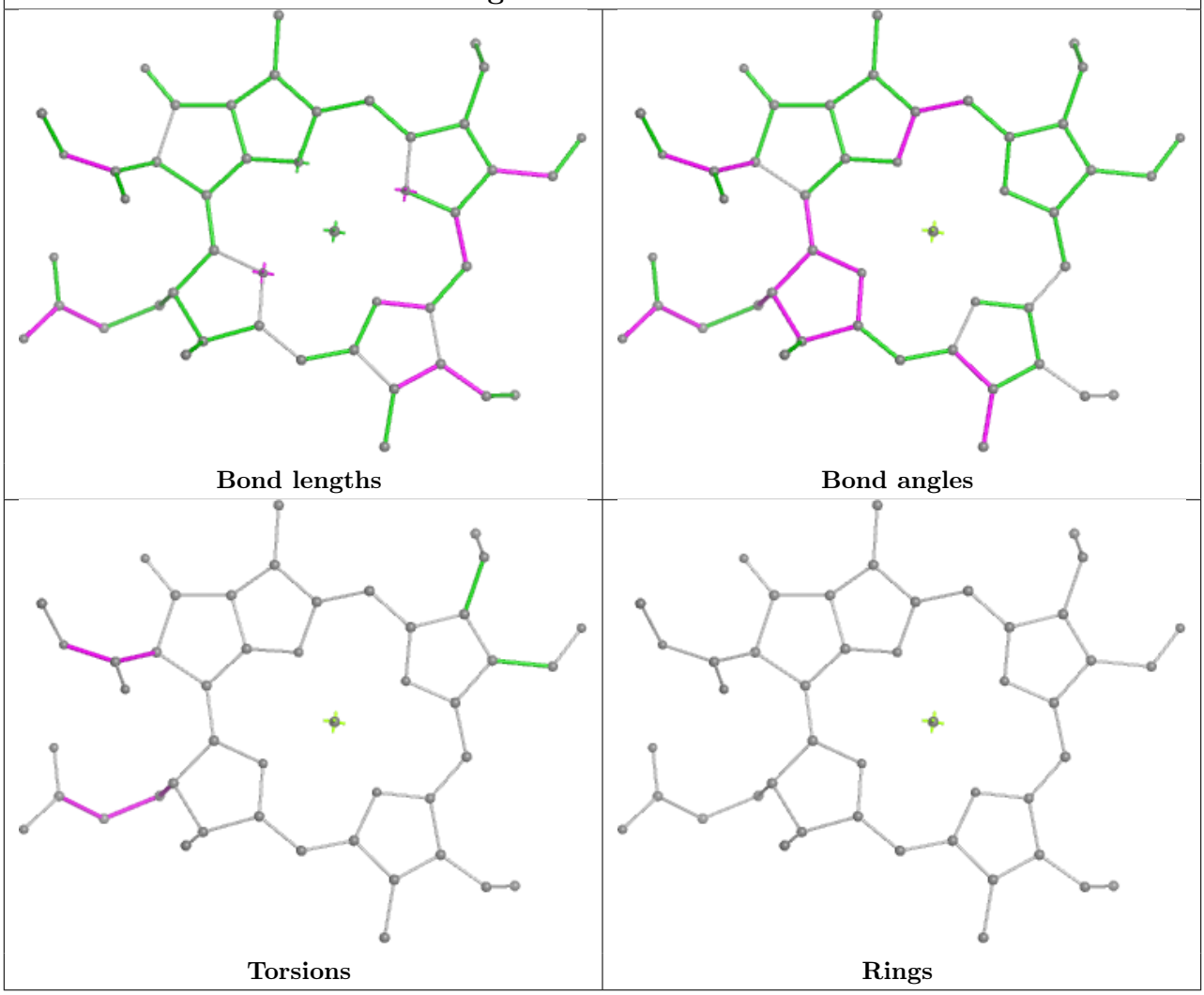

Ligand CLA A 403	
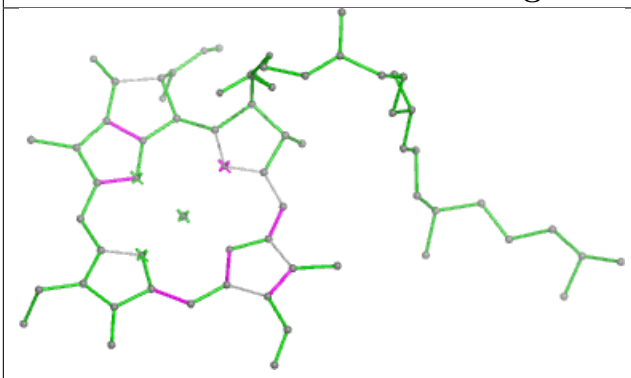 Bond lengths	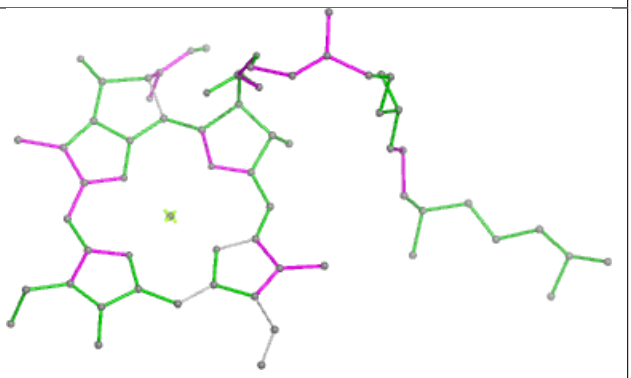 Bond angles
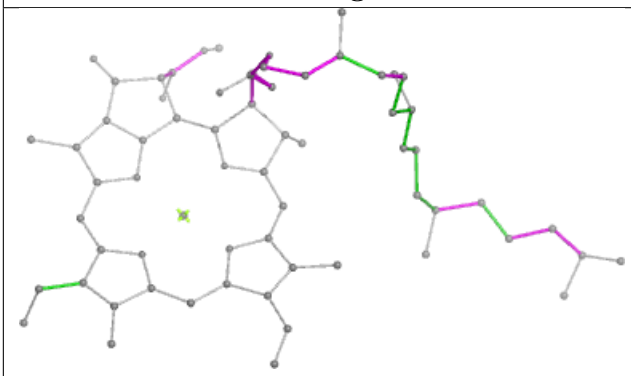 Torsions	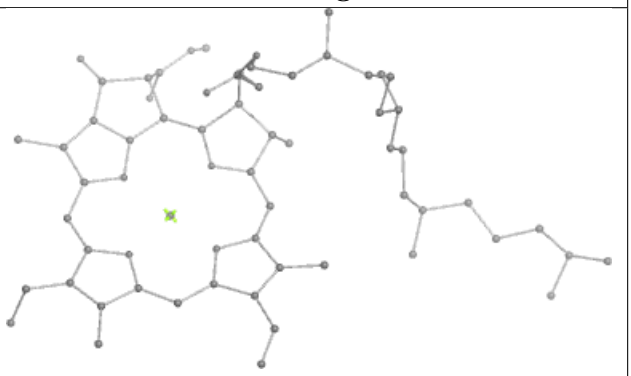 Rings

Ligand CHL 5 606

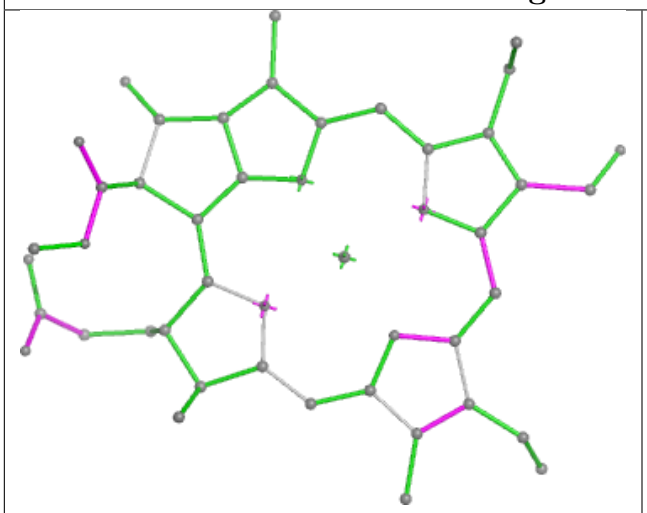

Bond lengths

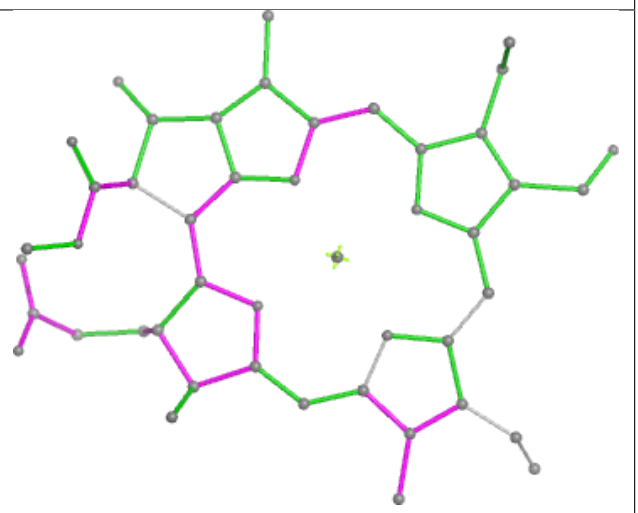

Bond angles

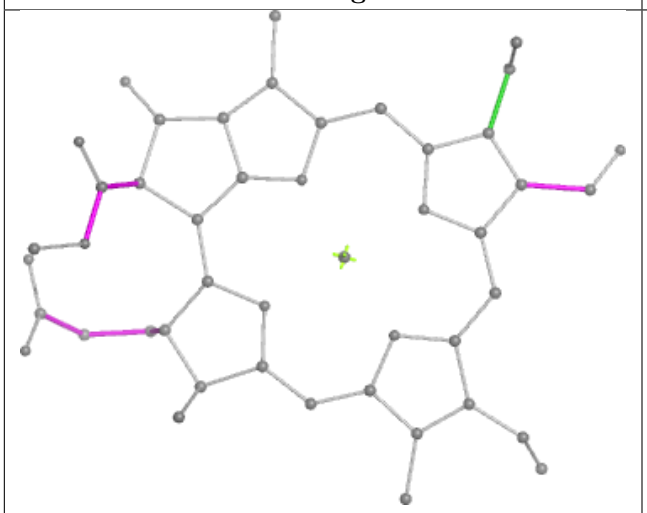

Torsions

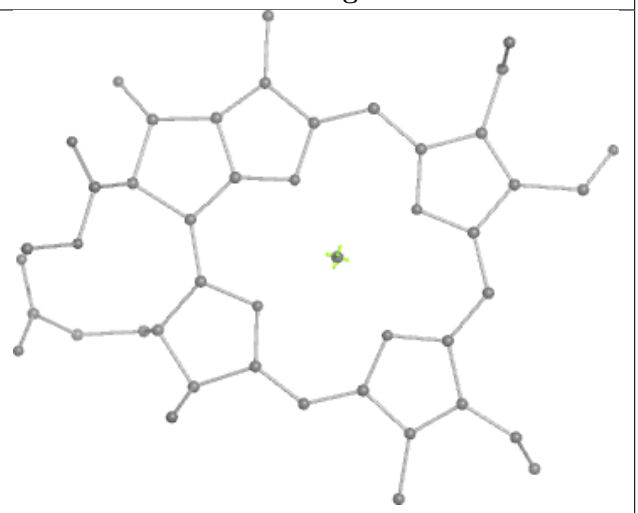

Rings

Ligand CHL 14 601

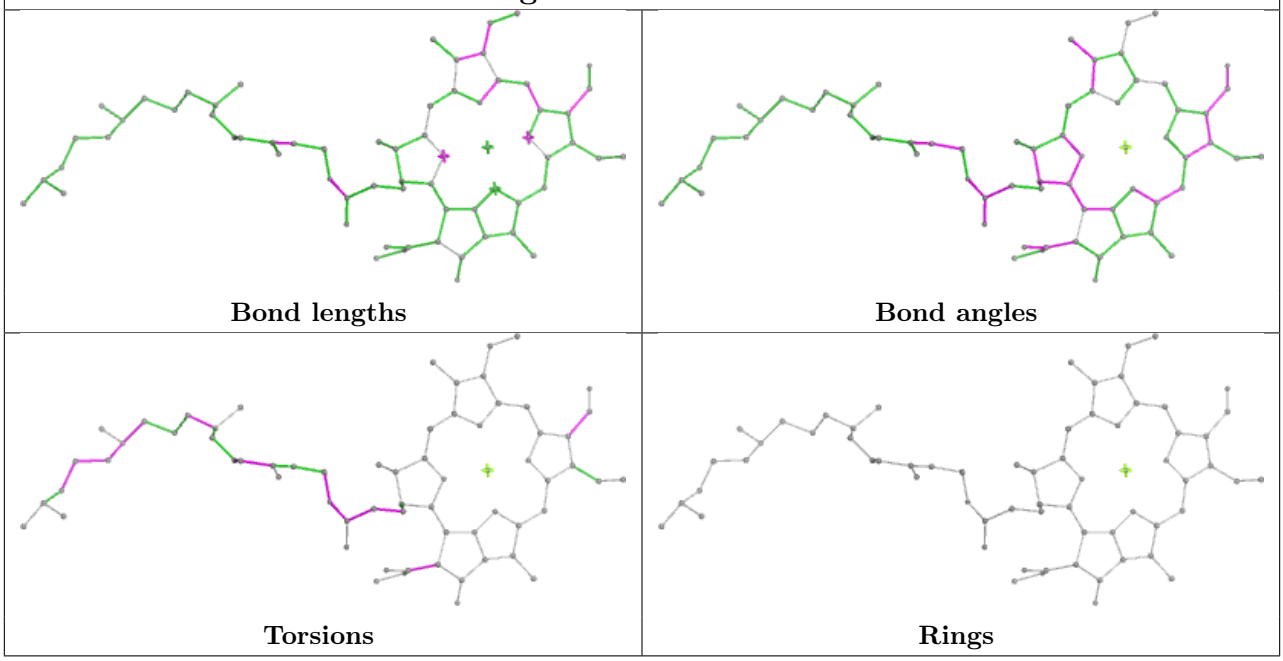

Ligand DGD W 501

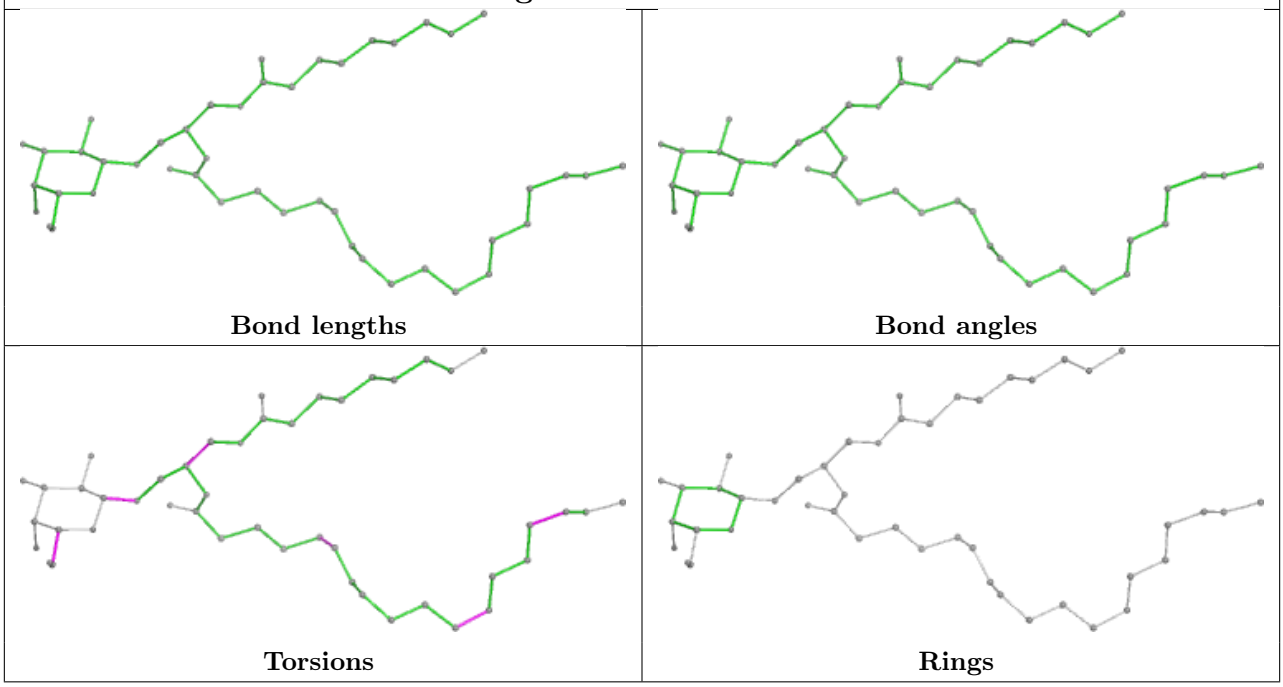

Ligand PL9 A 410

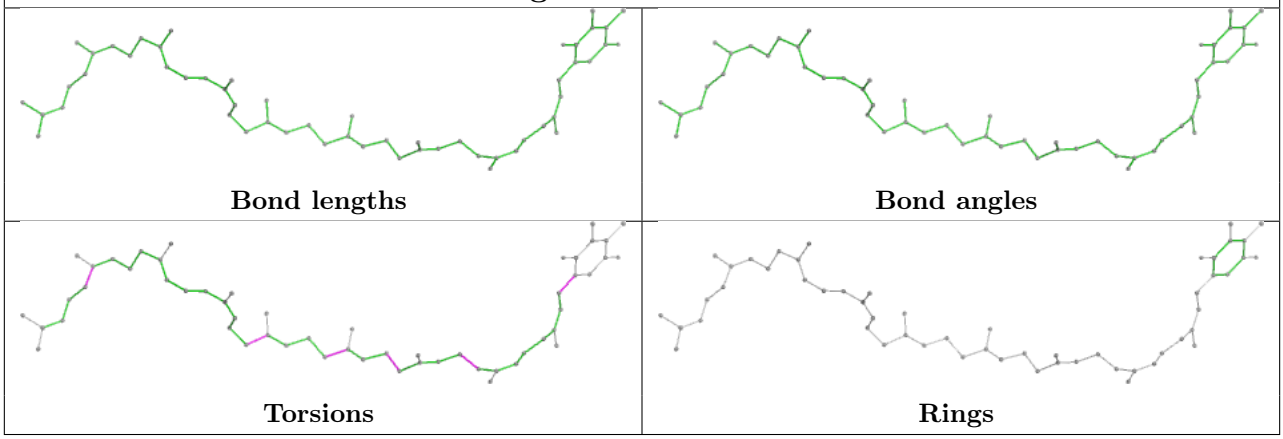

Ligand LNL w 503

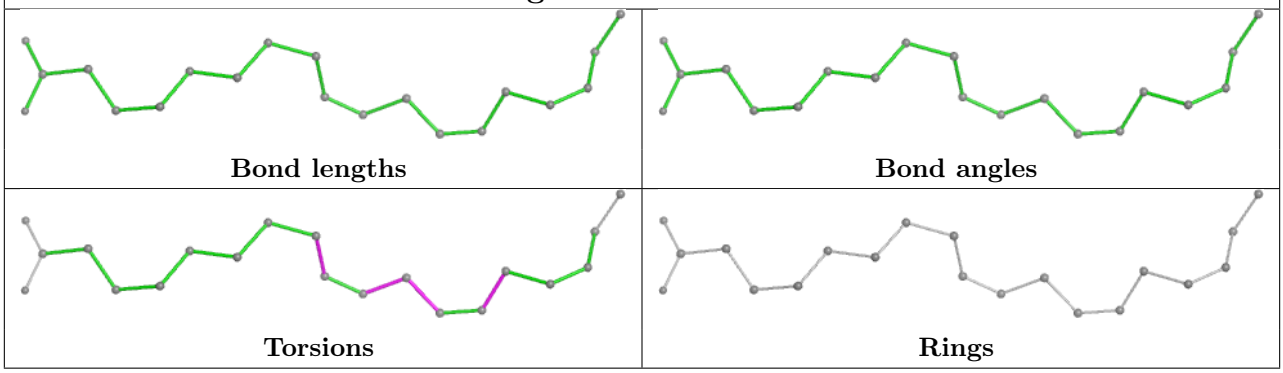

Ligand LUT y 623

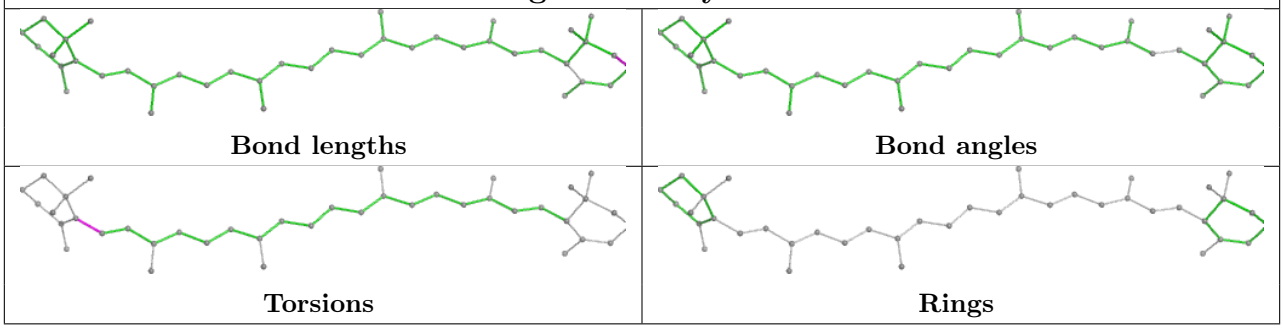

Ligand CLA C 510

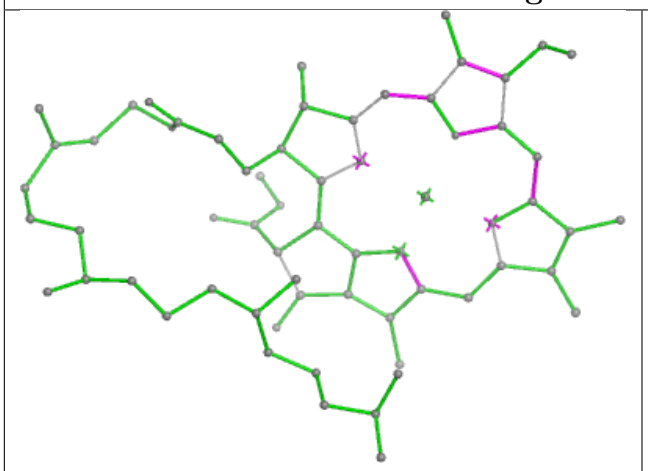

Bond lengths

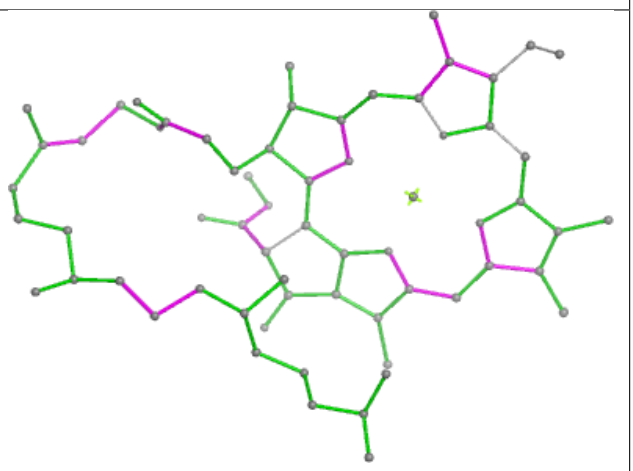

Bond angles

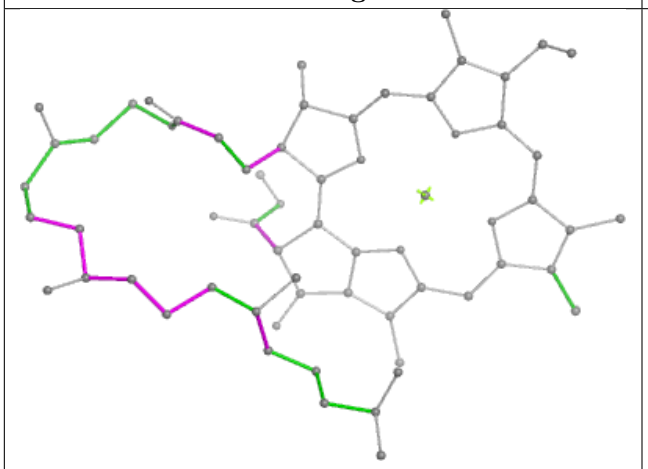

Torsions

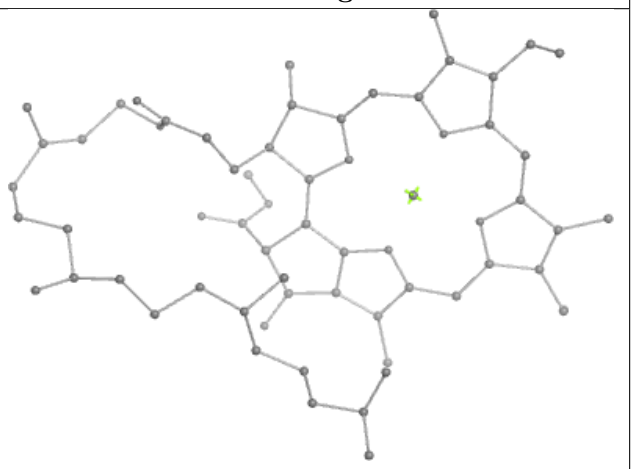

Rings

Ligand LHG a 413

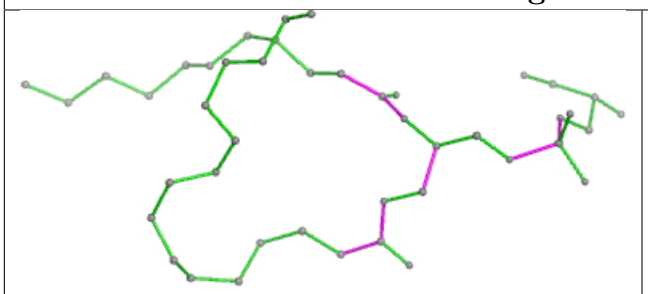

Bond lengths

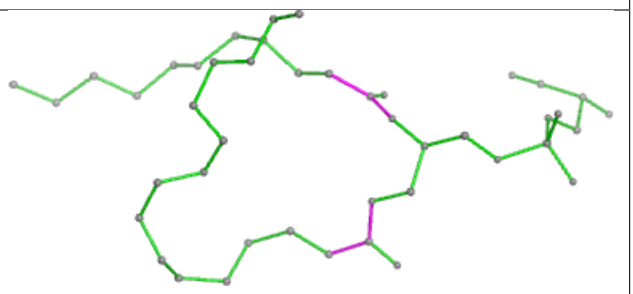

Bond angles

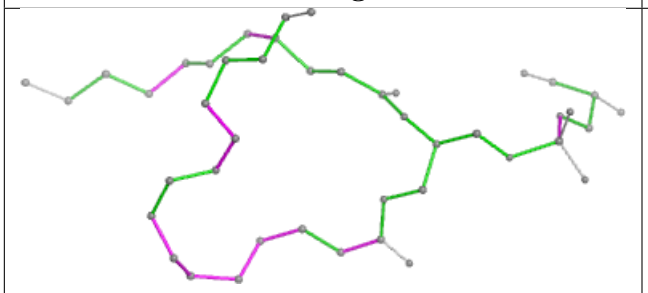

Torsions

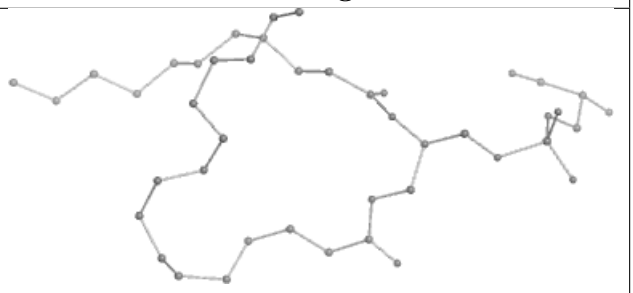

Rings

Ligand CLA 4 610

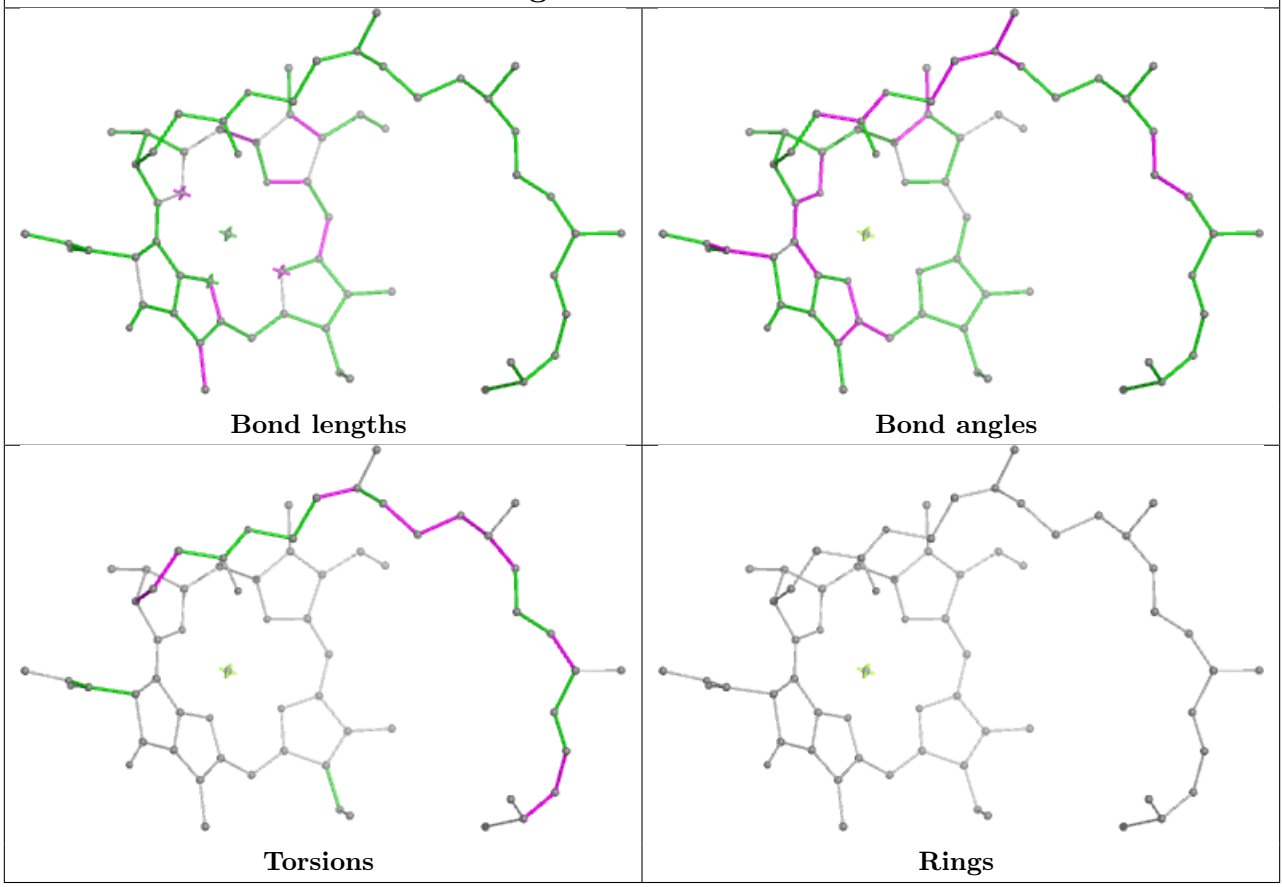

Ligand LUT 1 616

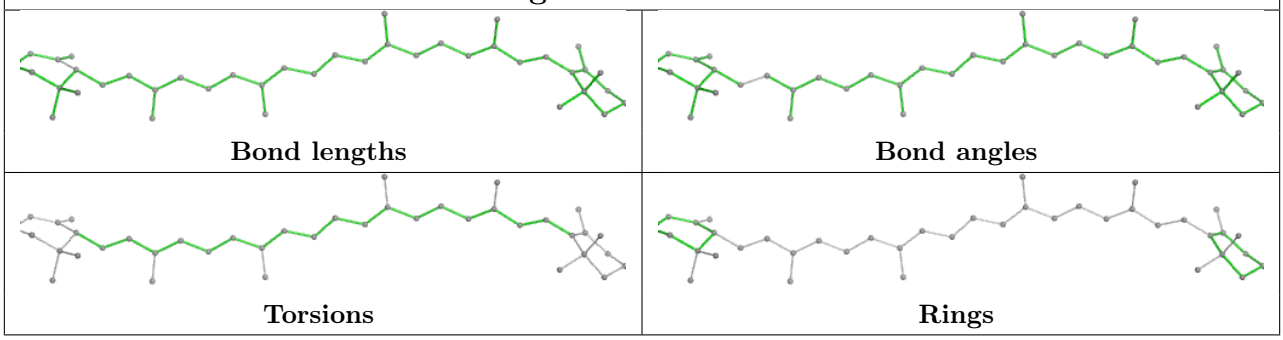

Ligand LHG a 401	
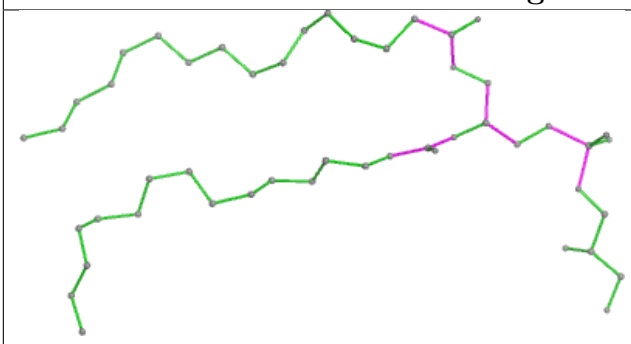 Bond lengths	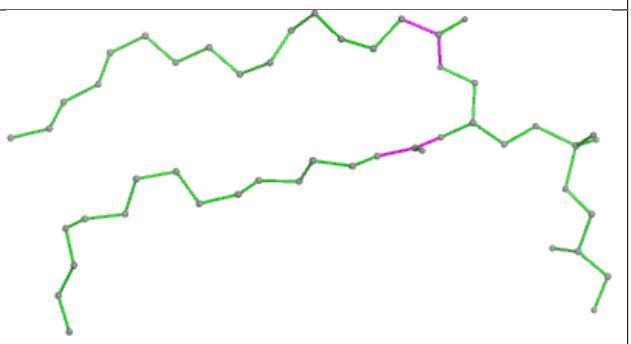 Bond angles
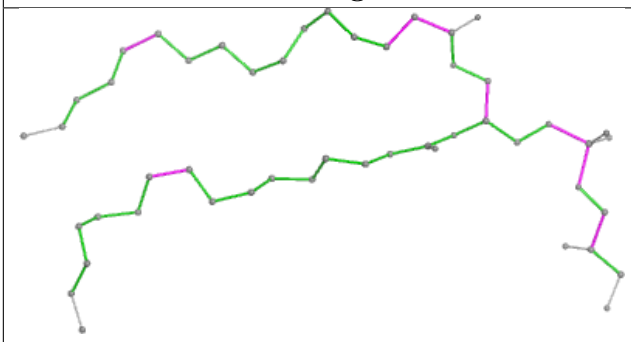 Torsions	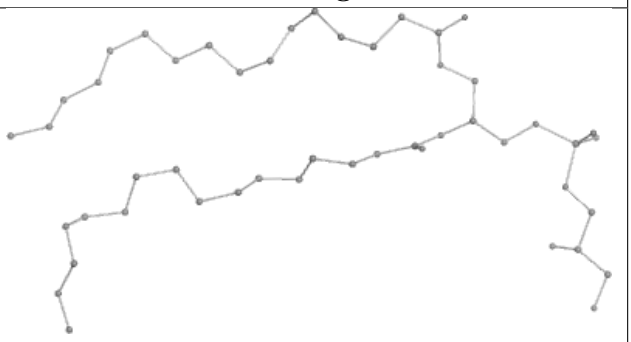 Rings

Ligand CHL 3 607

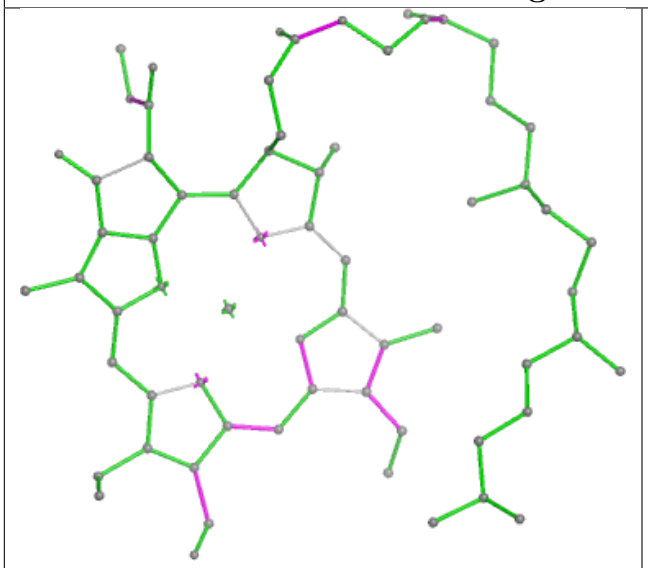

Bond lengths

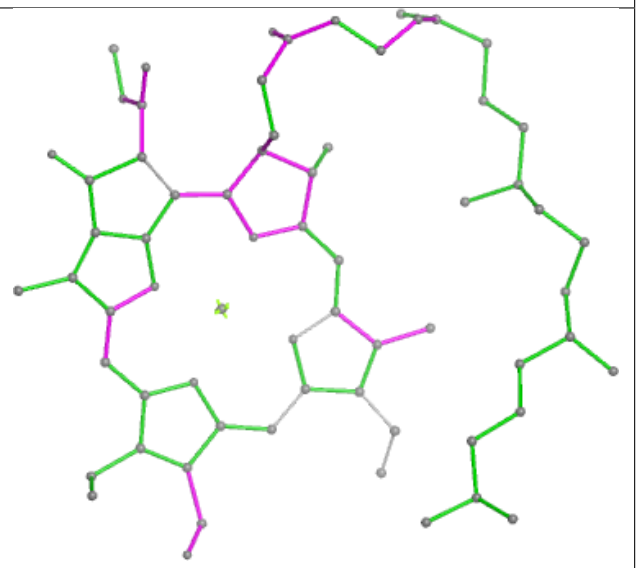

Bond angles

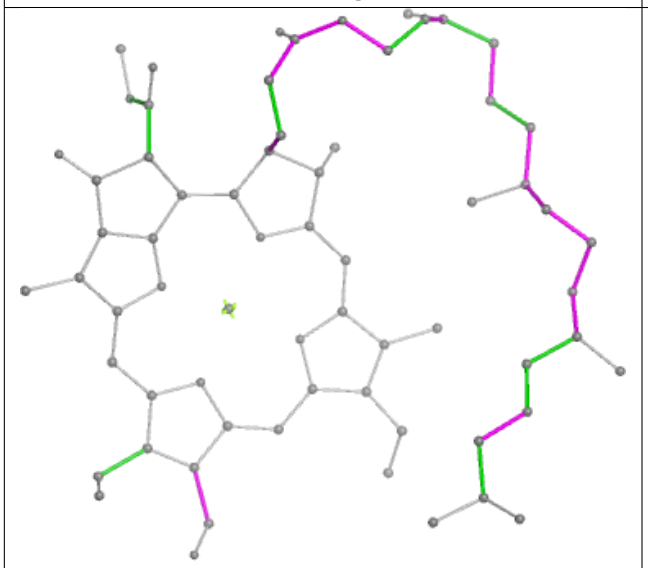

Torsions

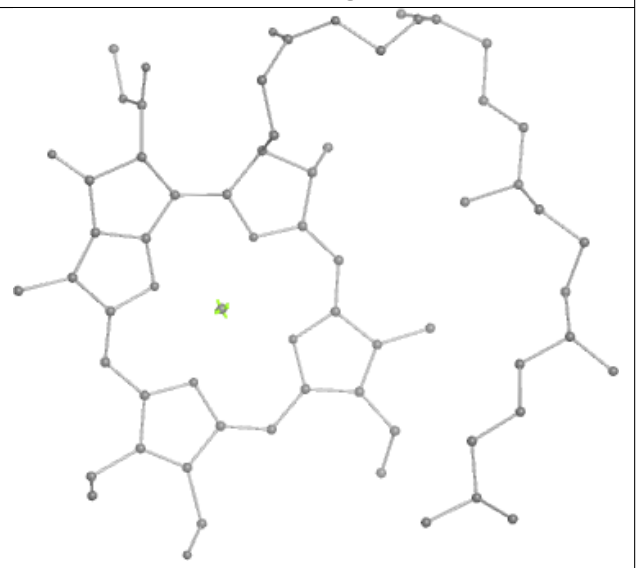

Rings

Ligand CLA c 506

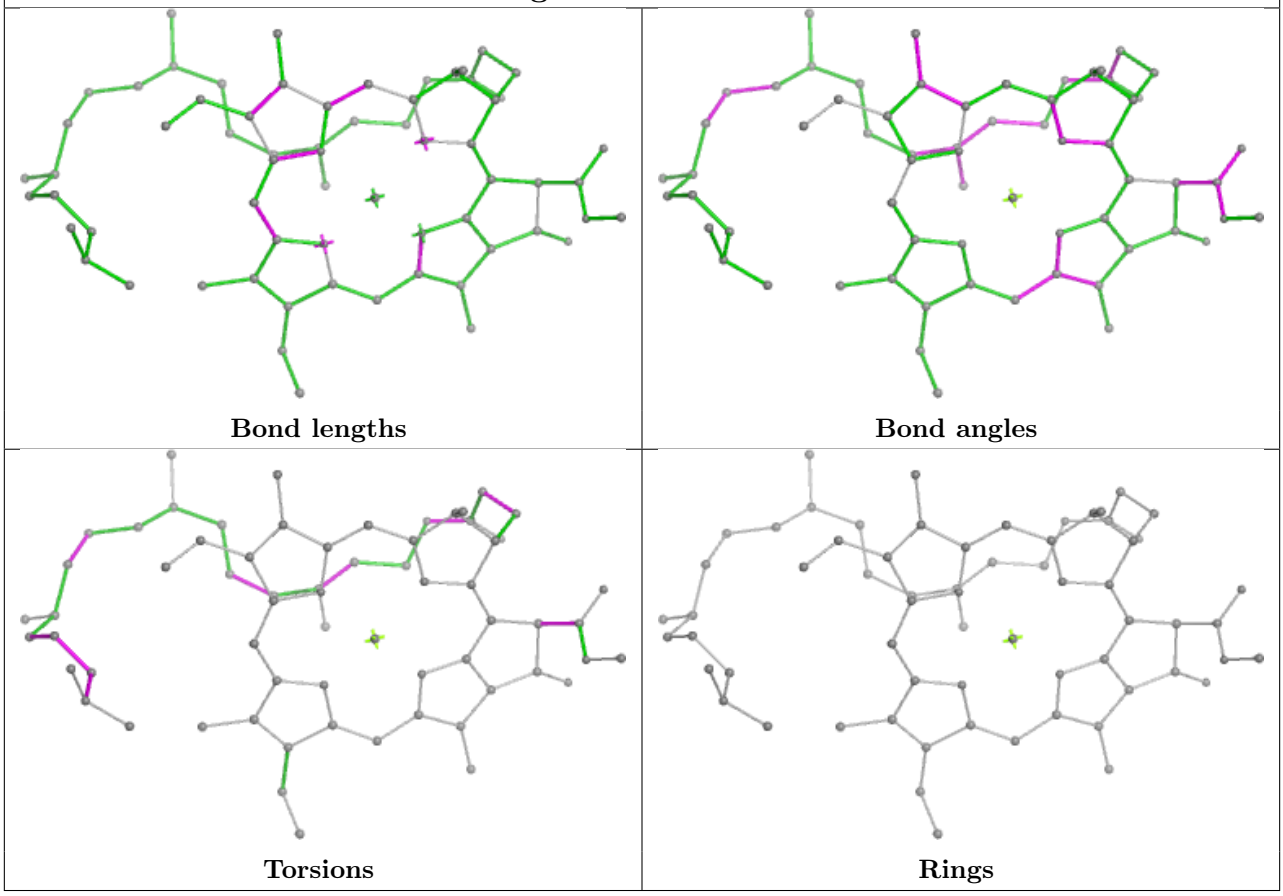

Ligand CHL 6 607

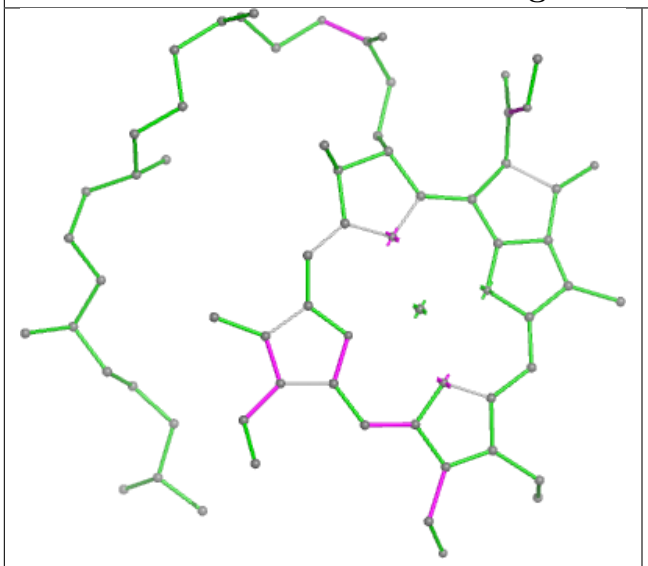

Bond lengths

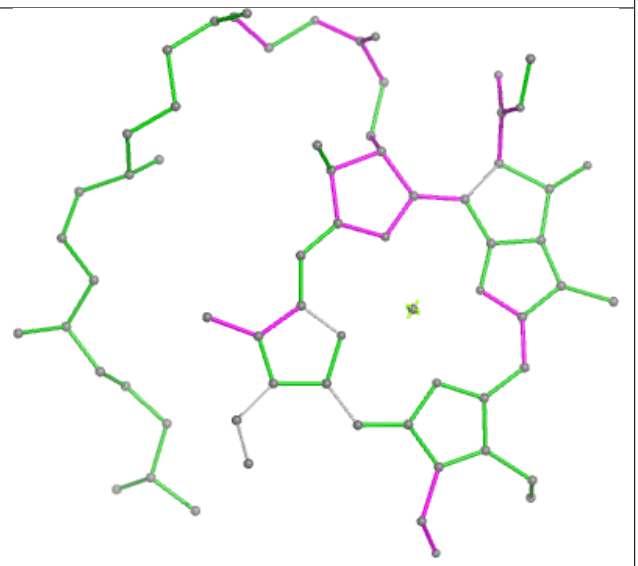

Bond angles

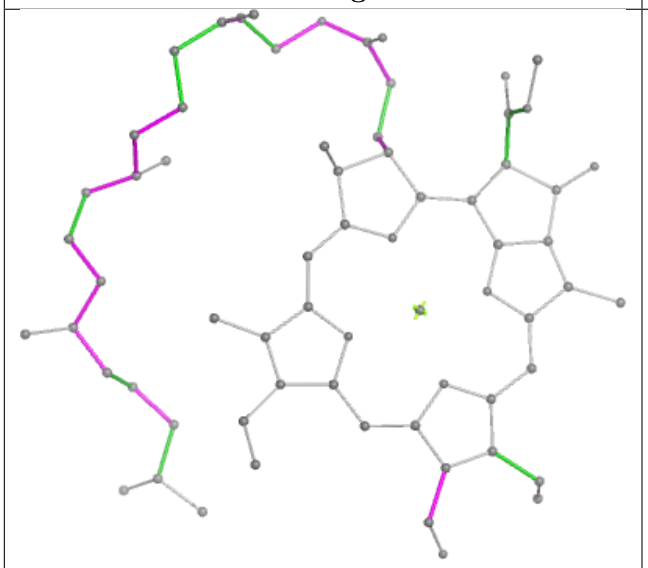

Torsions

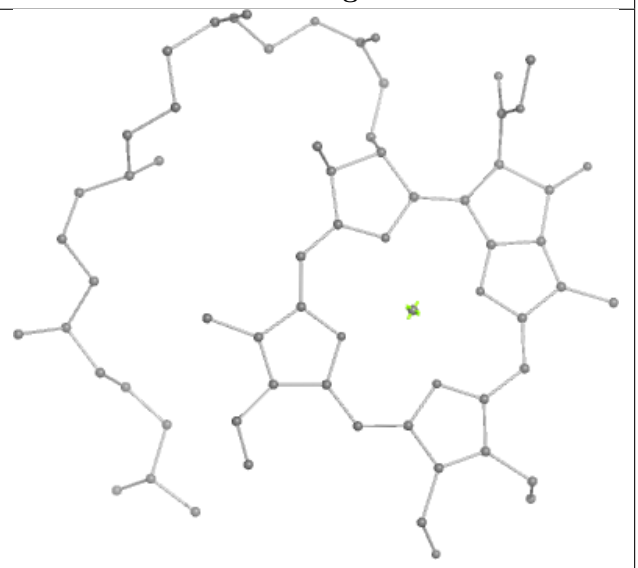

Rings

Ligand CLA b 605	
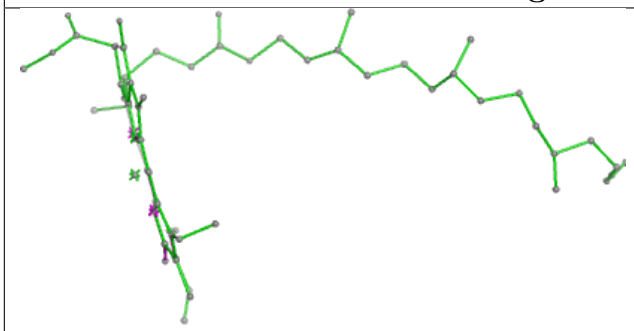 Bond lengths	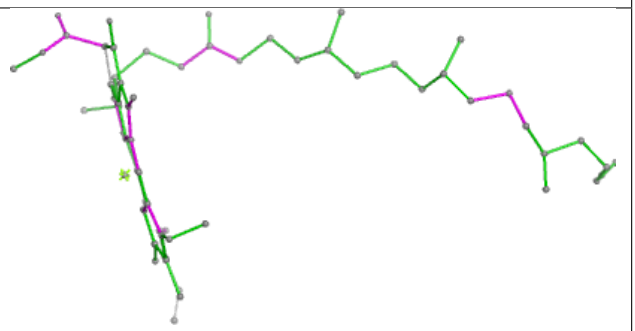 Bond angles
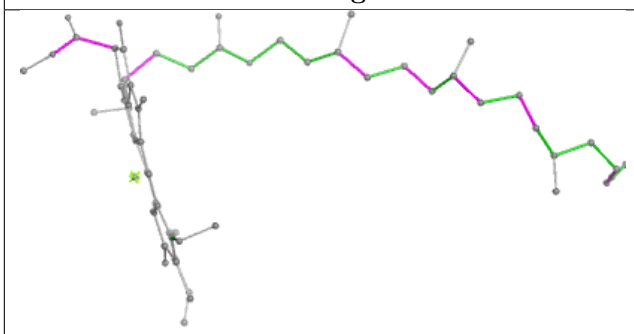 Torsions	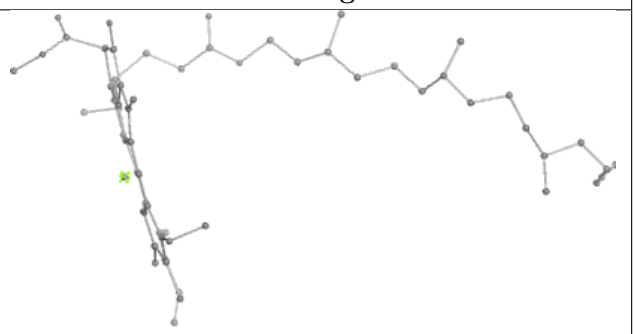 Rings

Ligand CLA c 504

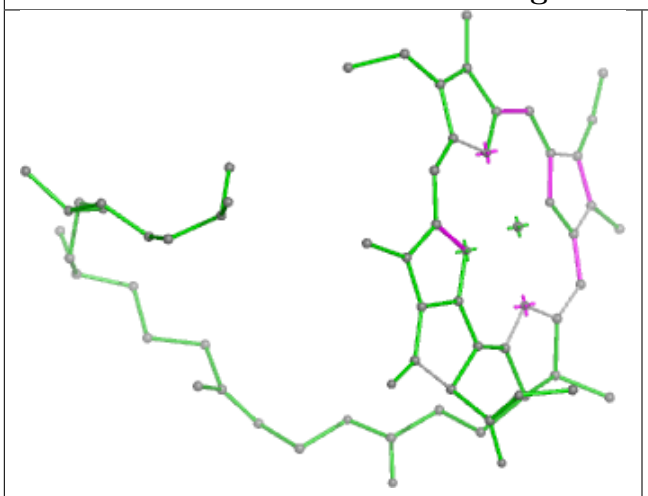

Bond lengths

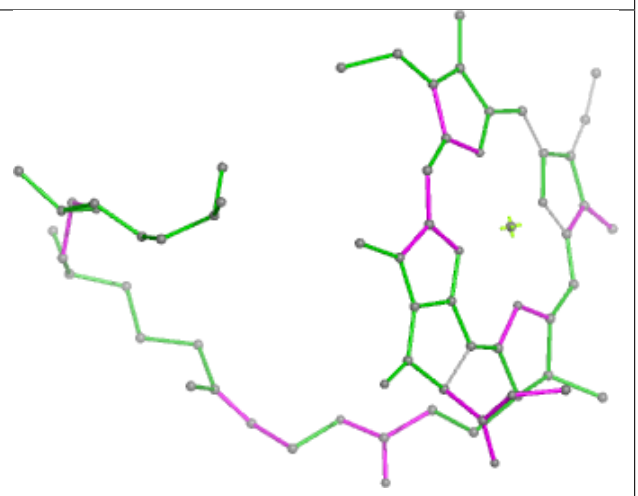

Bond angles

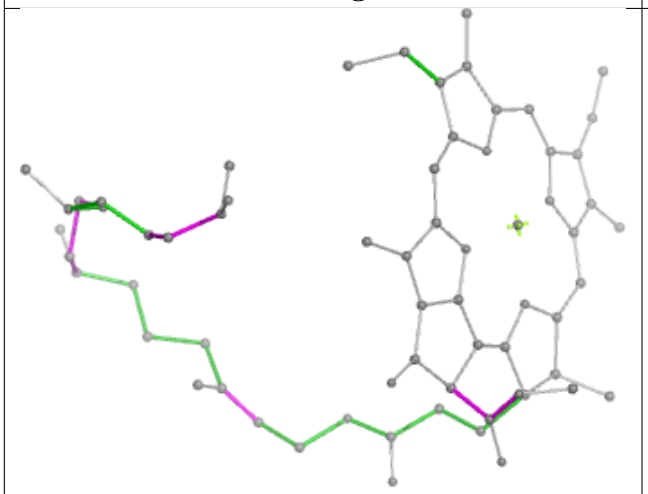

Torsions

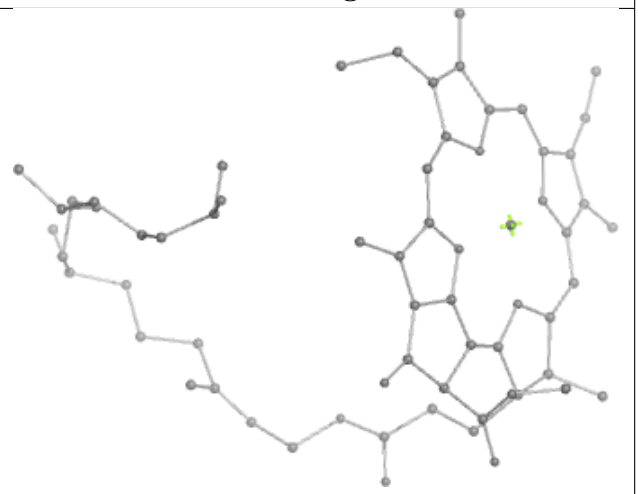

Rings

Ligand NEX 6 621

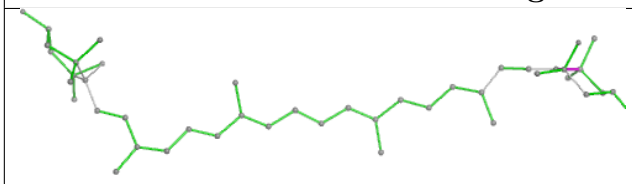

Bond lengths

Bond angles

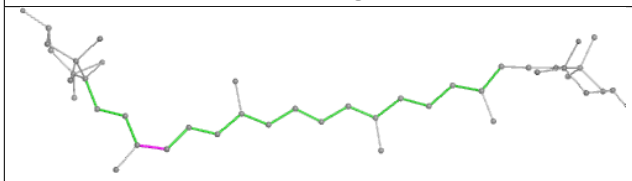

Torsions

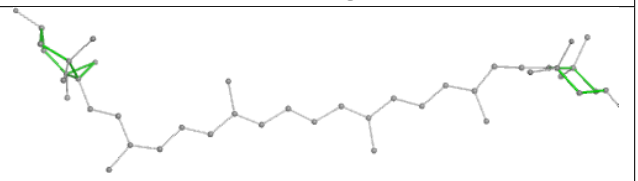

Rings

Ligand CLA 1 604

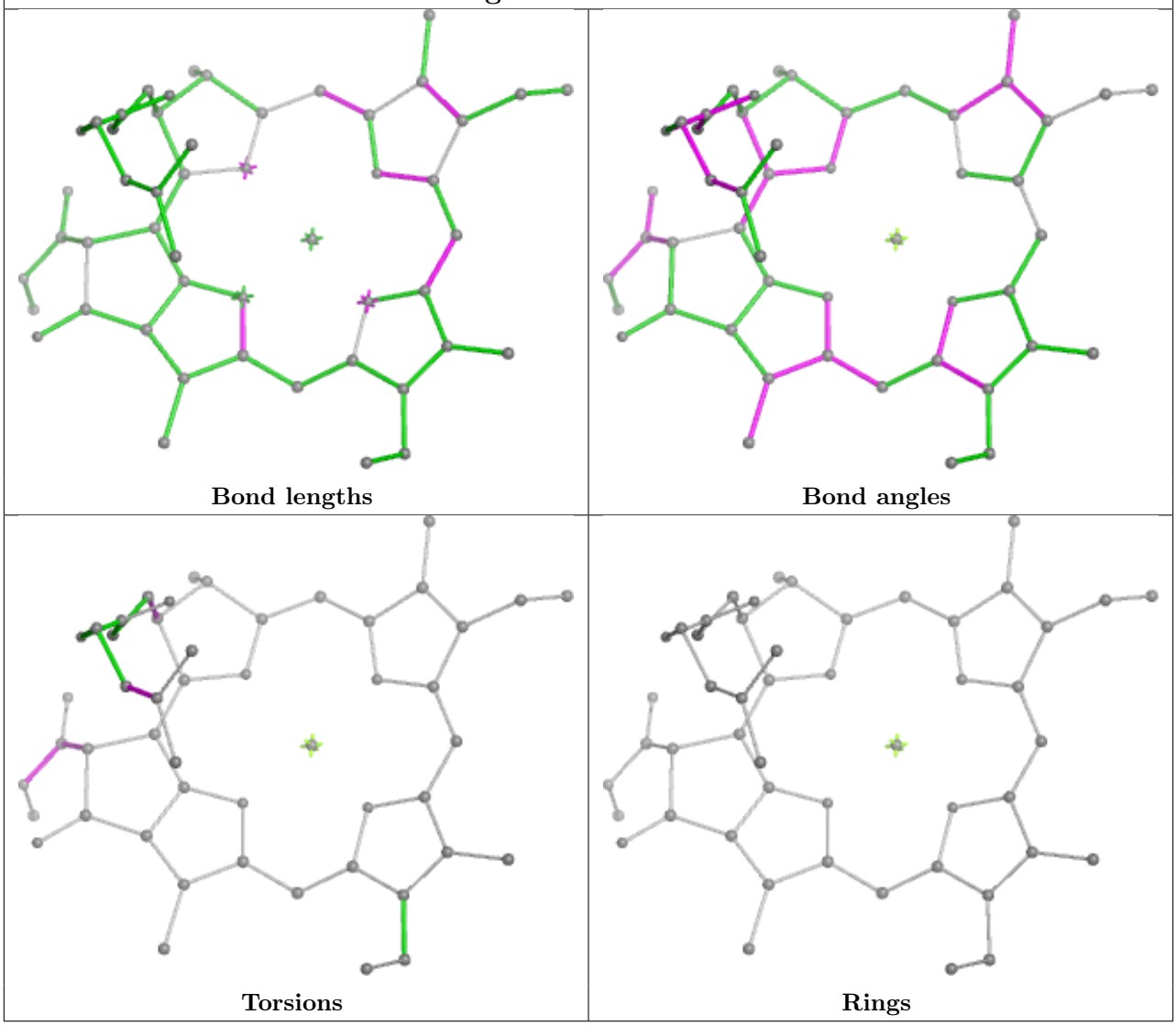

Ligand CLA 11 614

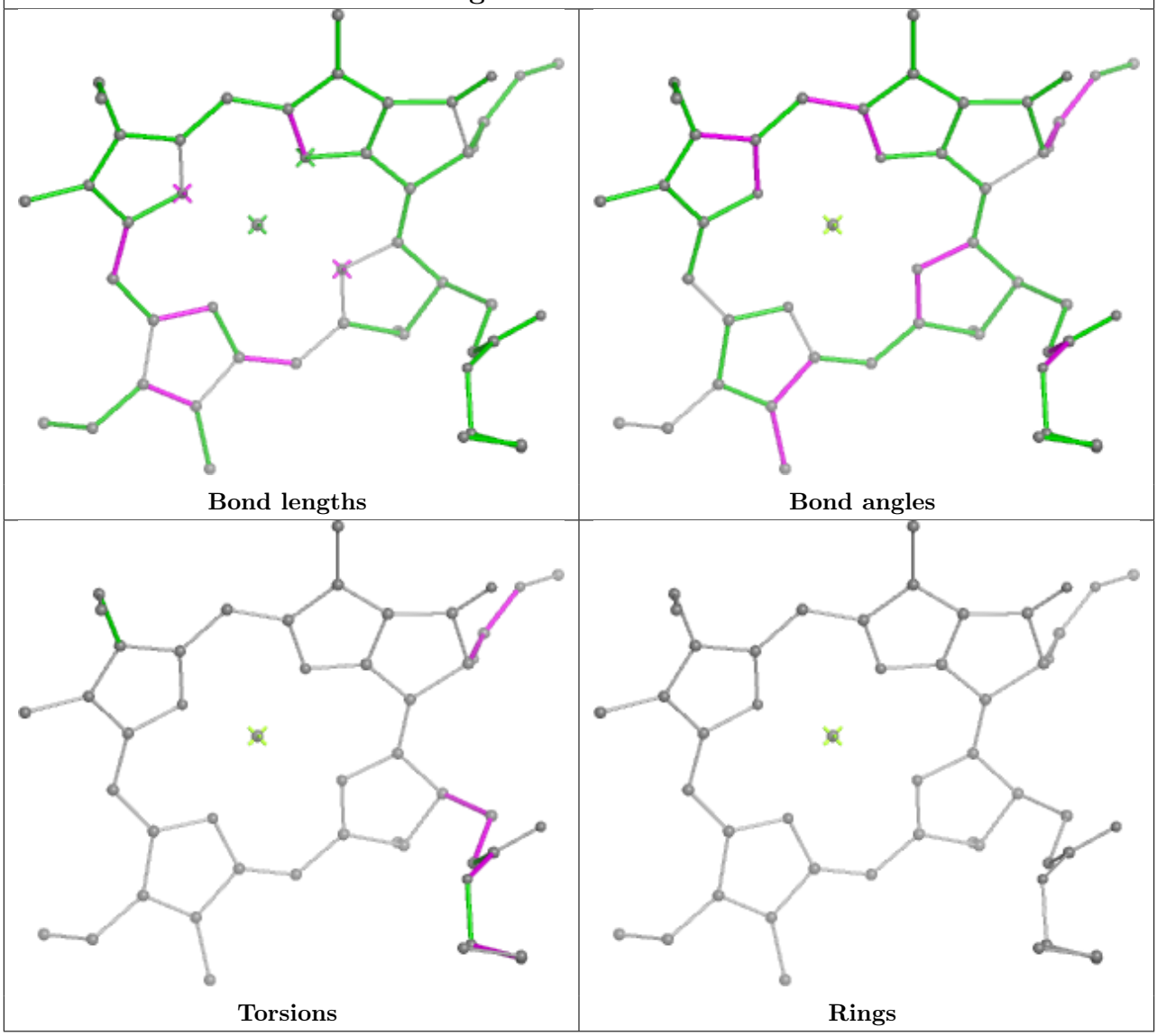

Ligand CHL y 608

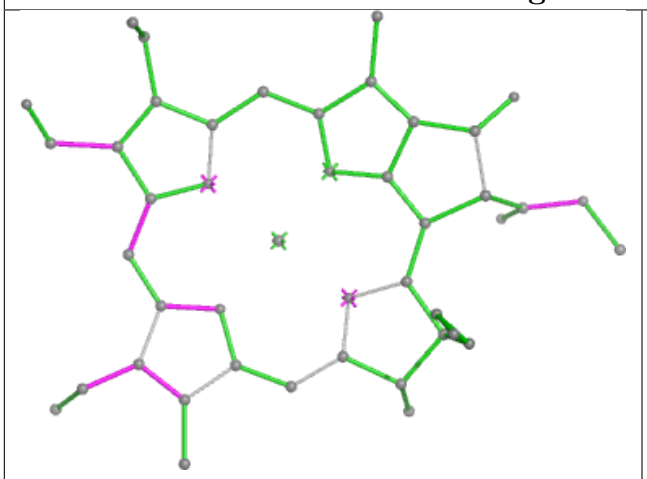

Bond lengths

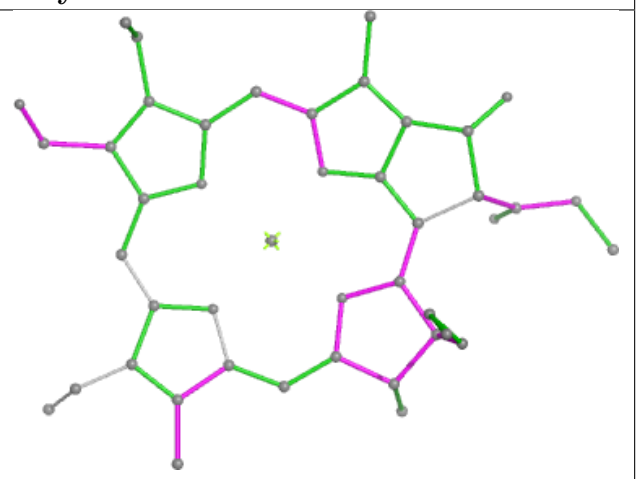

Bond angles

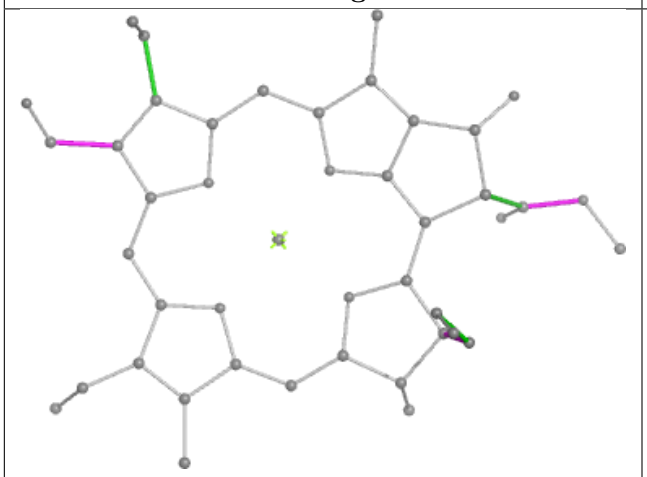

Torsions

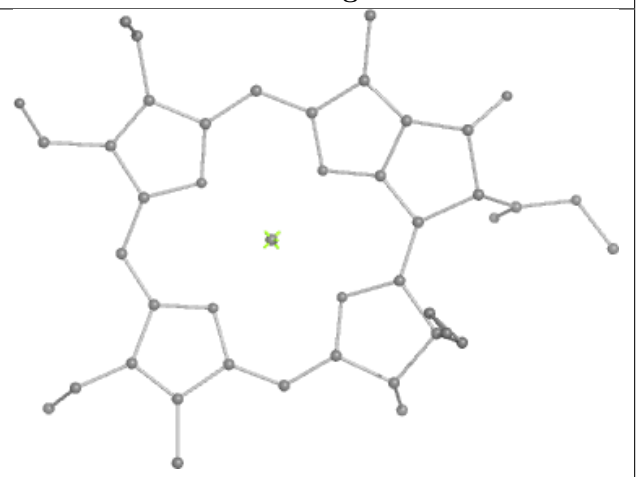

Rings

Ligand LUT 6 618

Bond lengths

Bond angles

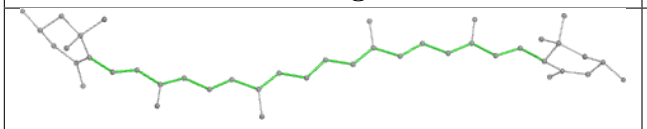

Torsions

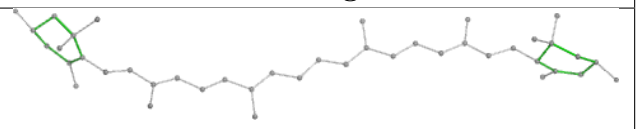

Rings

Ligand CLA 11 612

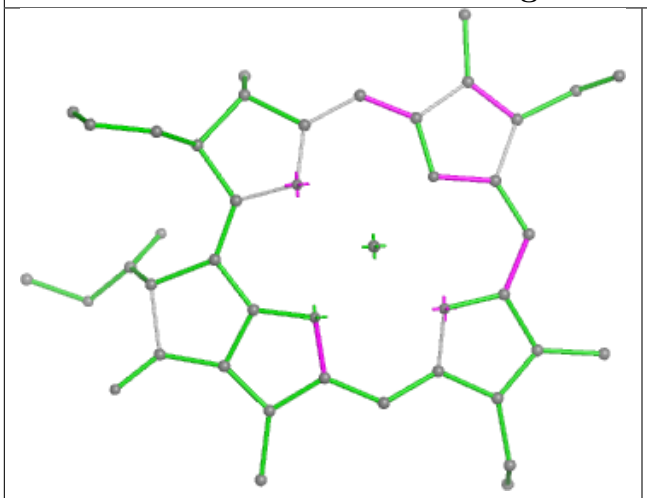

Bond lengths

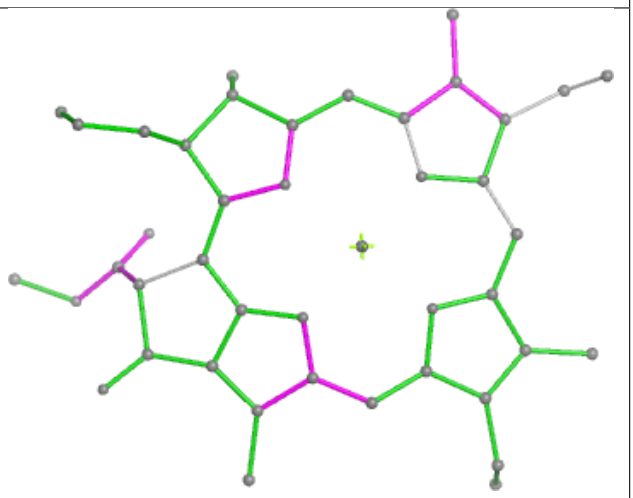

Bond angles

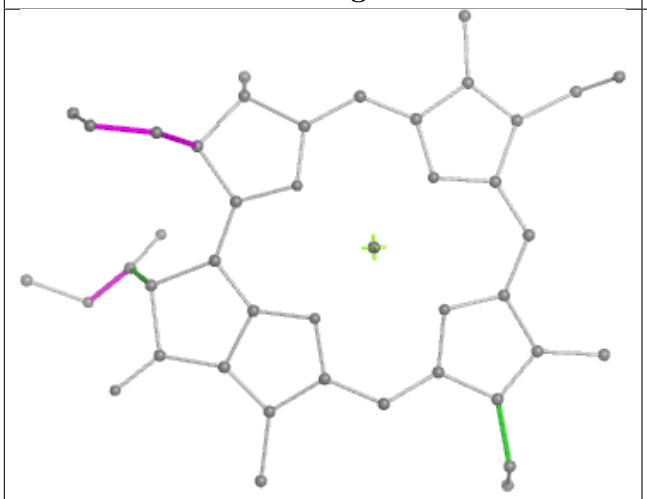

Torsions

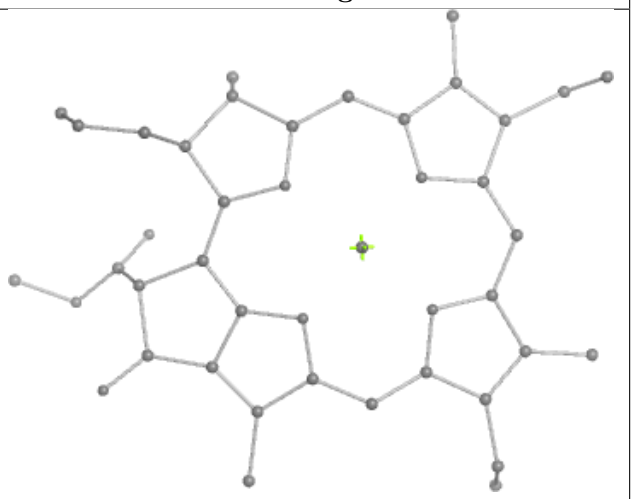

Rings

Ligand CLA N 615	
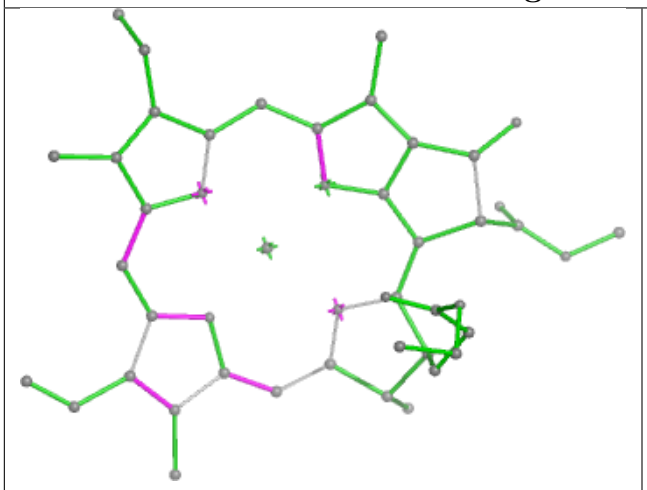 Bond lengths	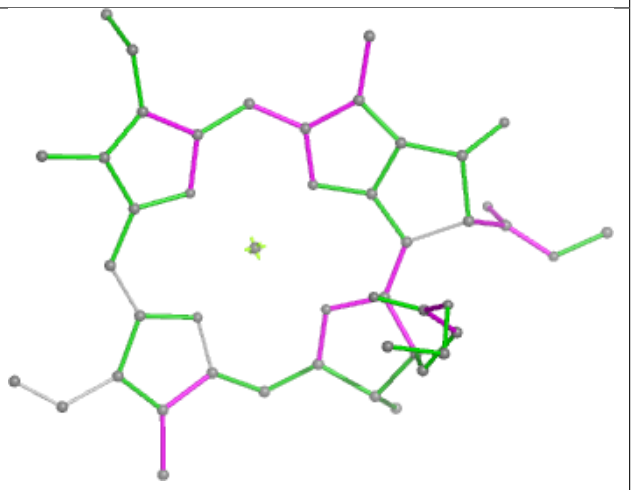 Bond angles
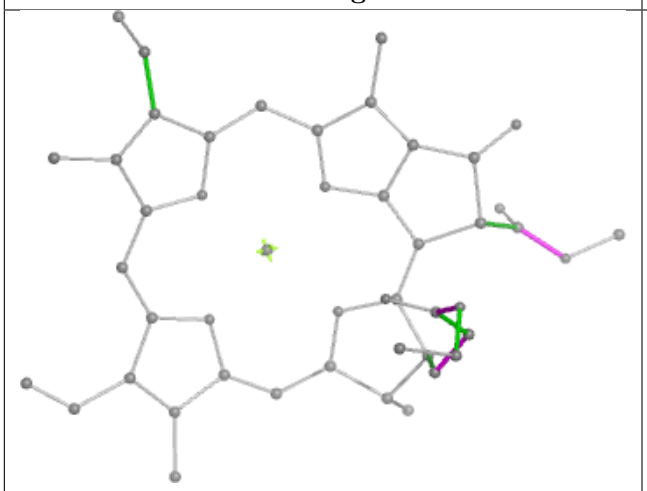 Torsions	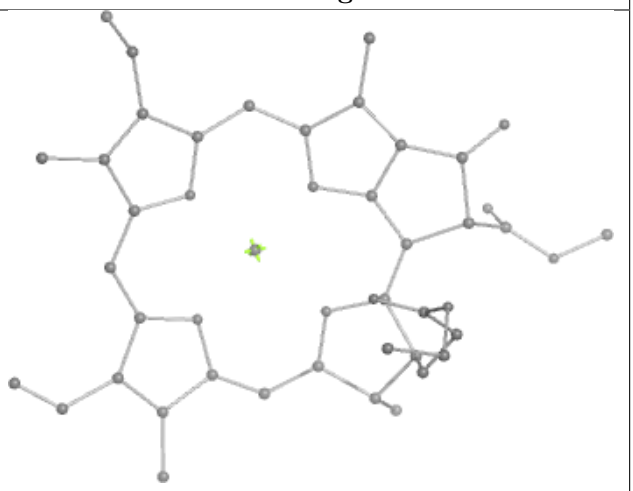 Rings

Ligand CLA G 604

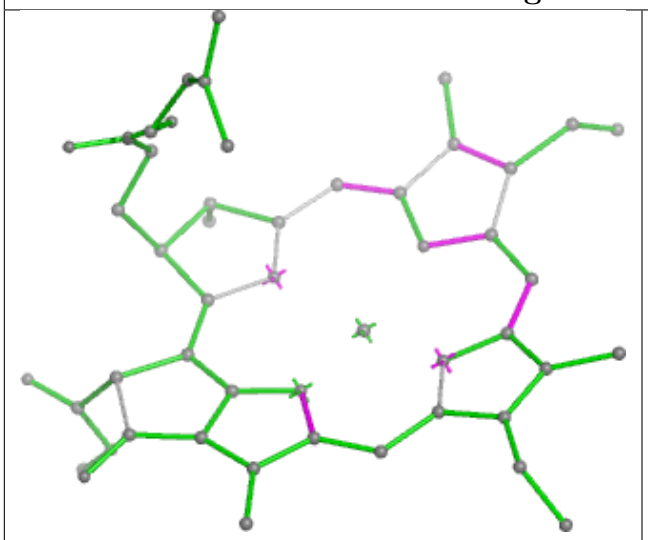

Bond lengths

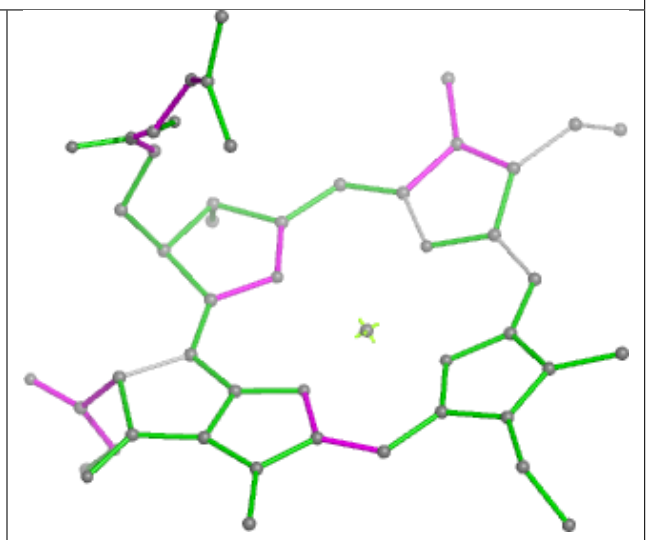

Bond angles

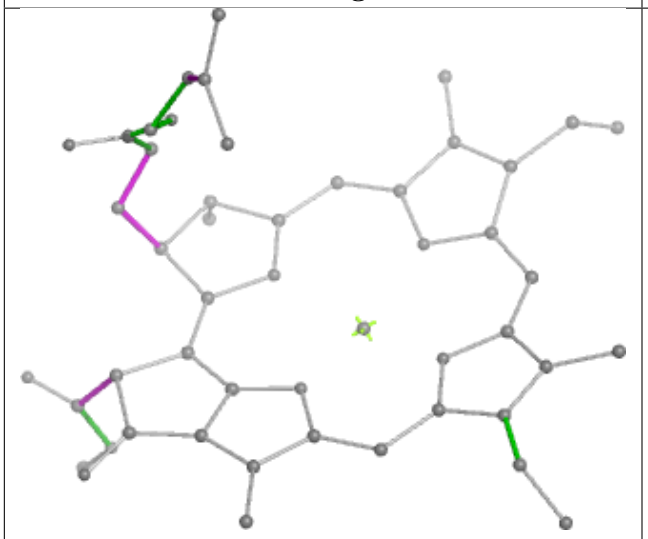

Torsions

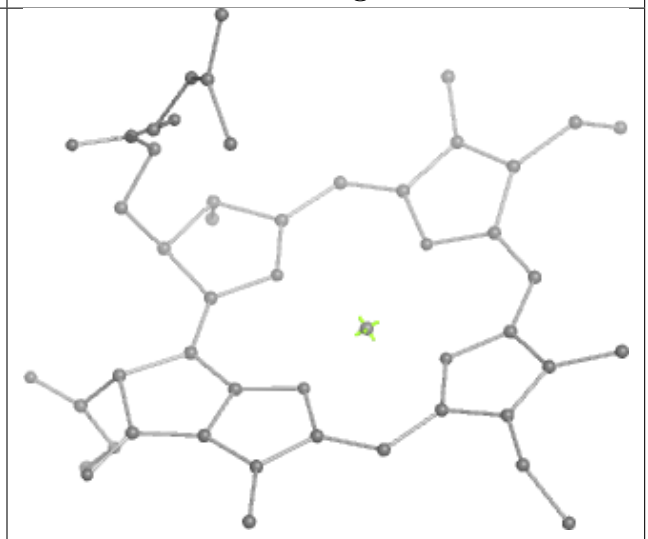

Rings

Ligand CLA C 506	
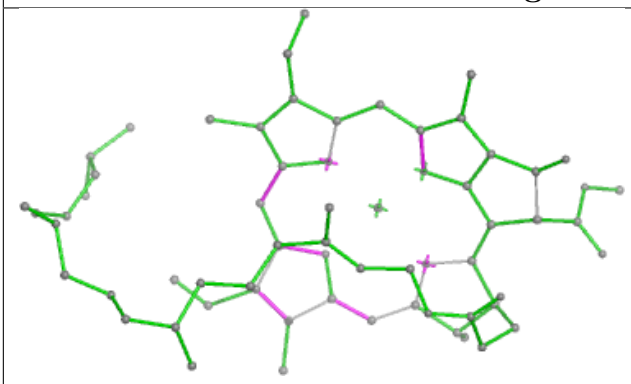 Bond lengths	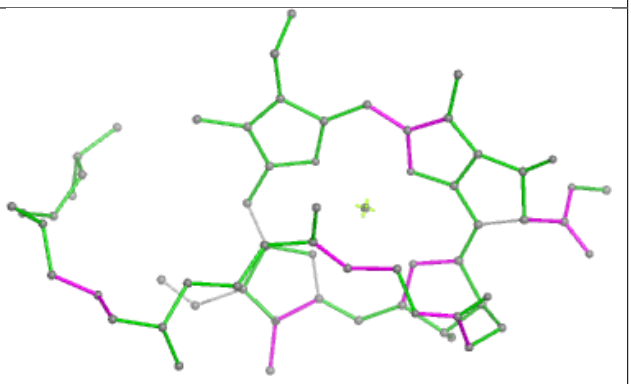 Bond angles
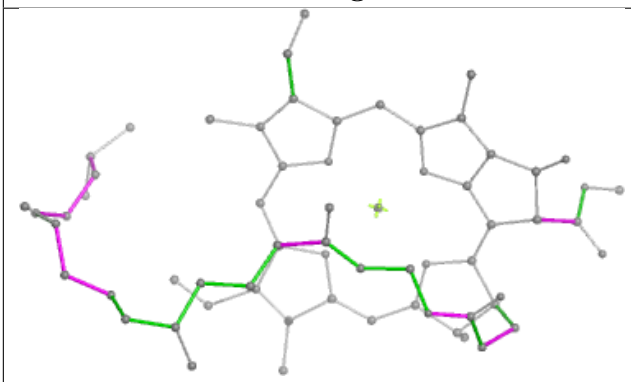 Torsions	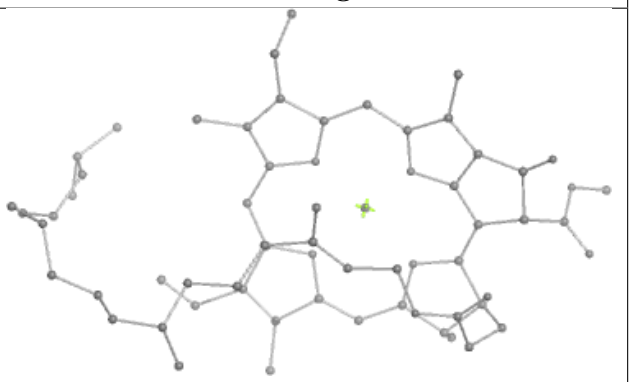 Rings

Ligand CLA Y 602	
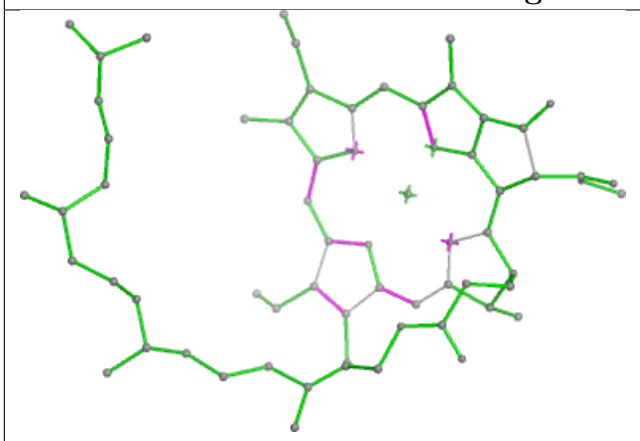 Bond lengths	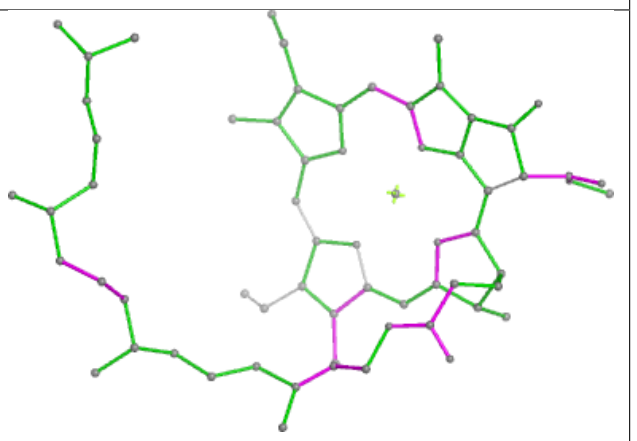 Bond angles
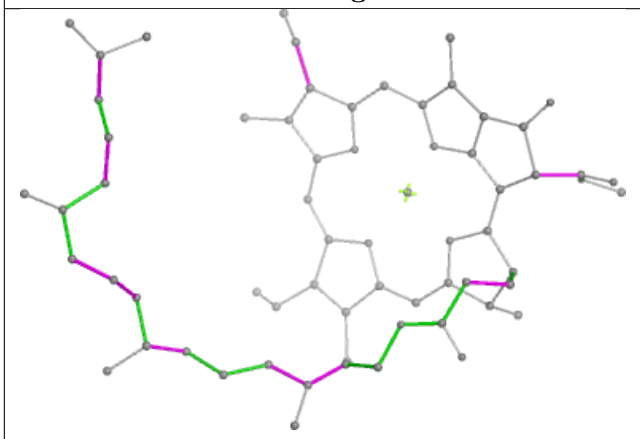 Torsions	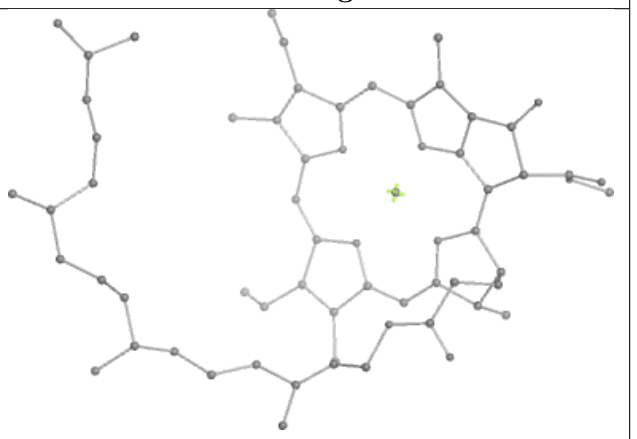 Rings

Ligand CLA 13 604

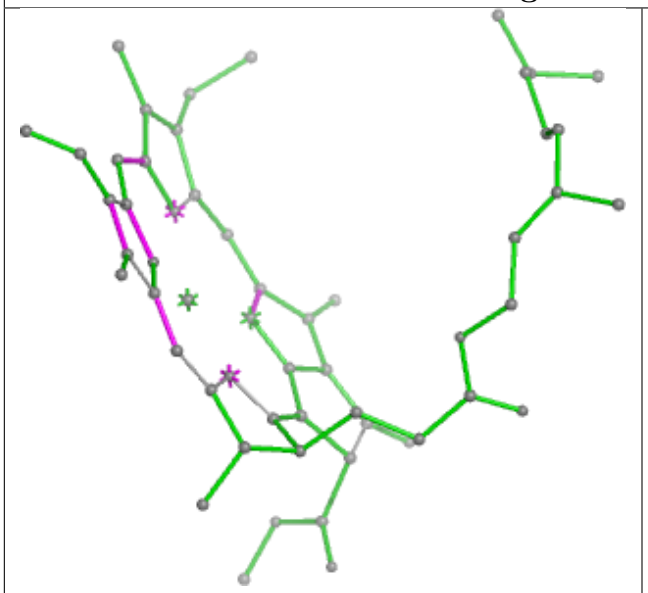

Bond lengths

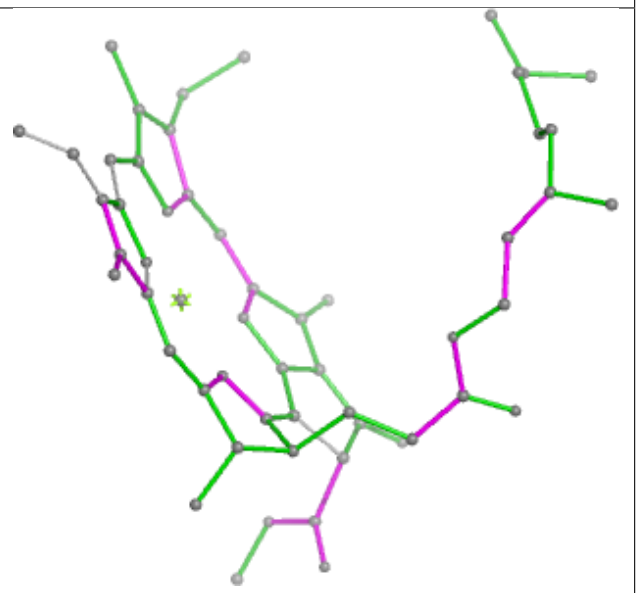

Bond angles

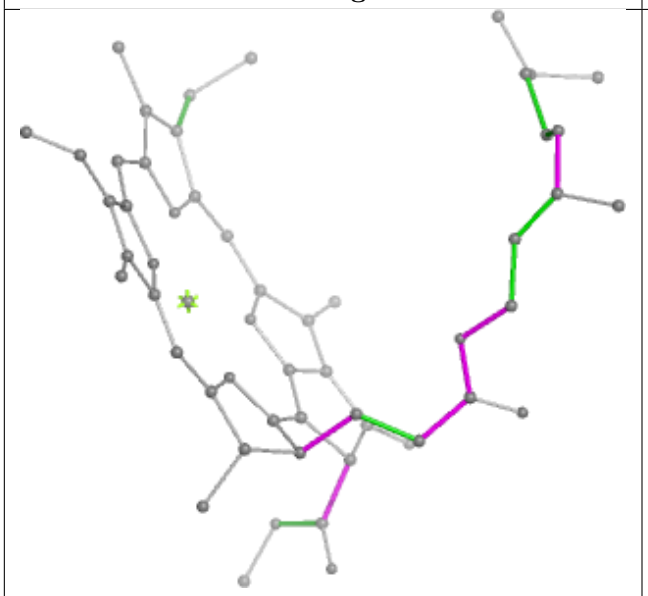

Torsions

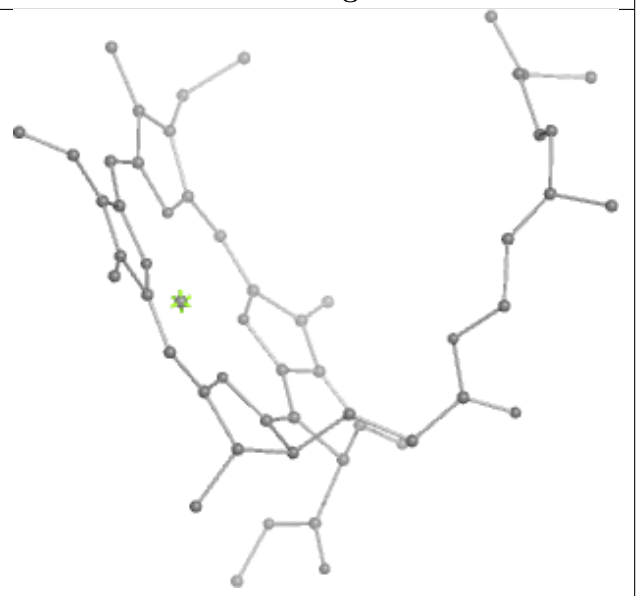

Rings

Ligand LHG Y 618	
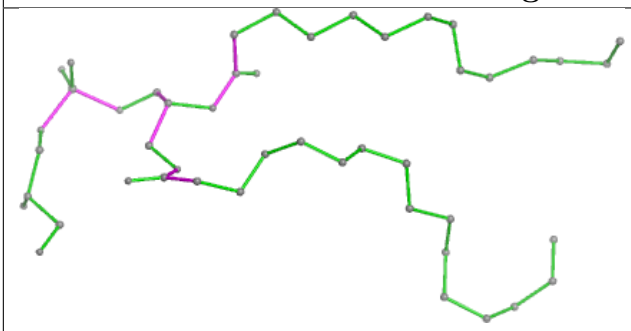 Bond lengths	Bond angles
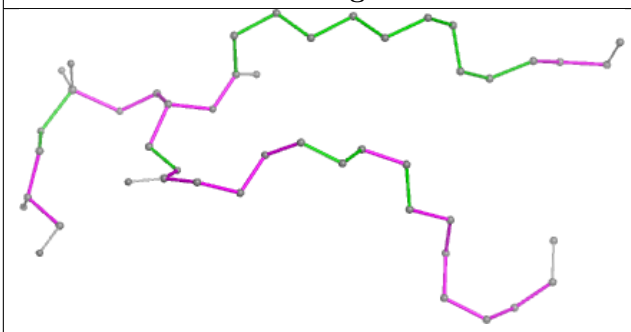 Torsions	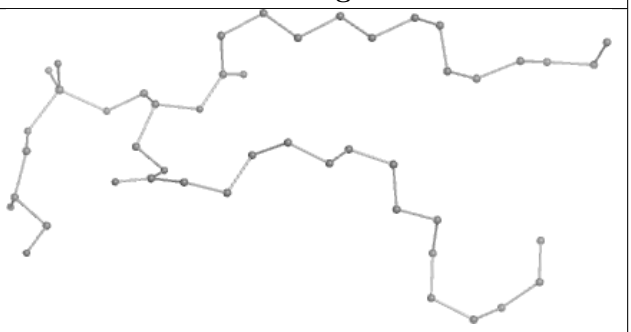 Rings

Ligand LHG A 415	
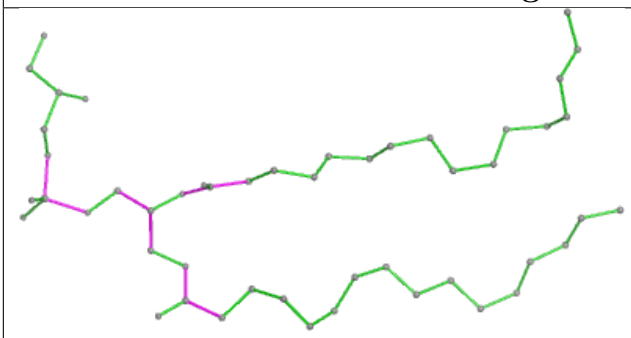 Bond lengths	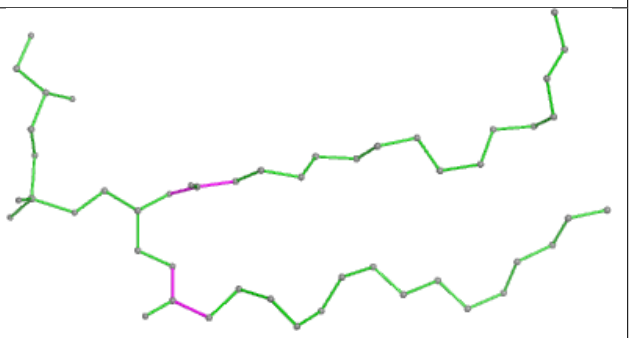 Bond angles
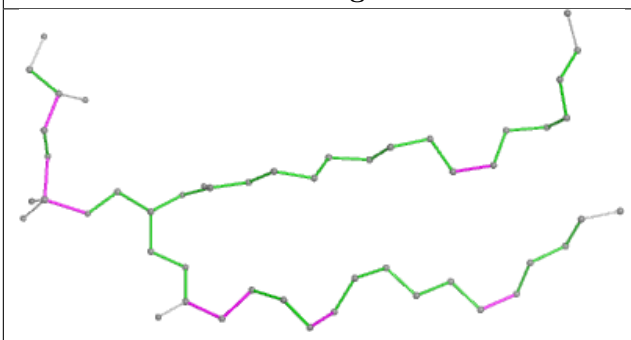 Torsions	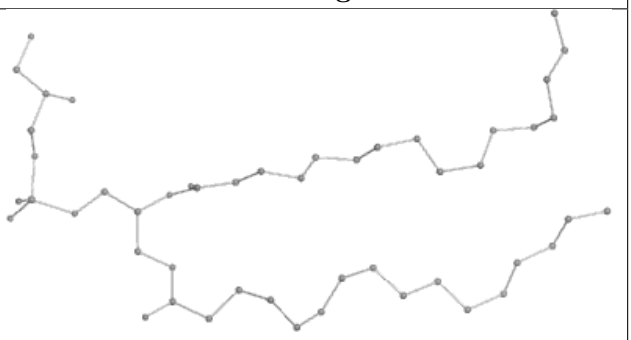 Rings

Ligand LUT 12 615	
 Bond lengths	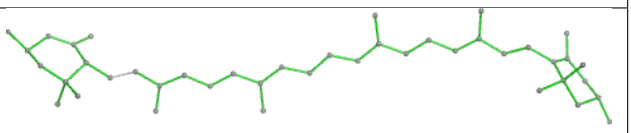 Bond angles
 Torsions	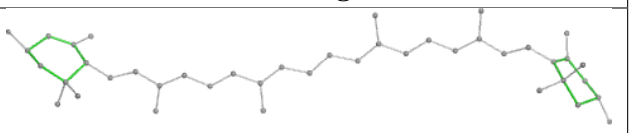 Rings

Ligand LUT Y 621	
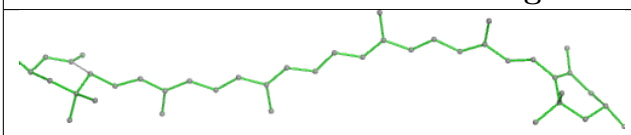 Bond lengths	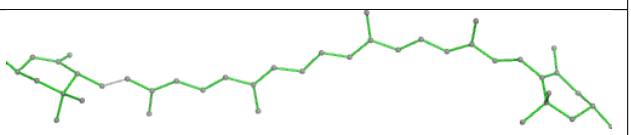 Bond angles
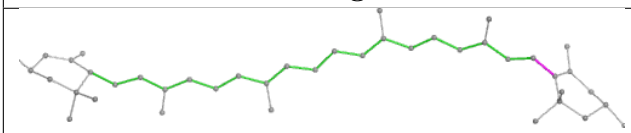 Torsions	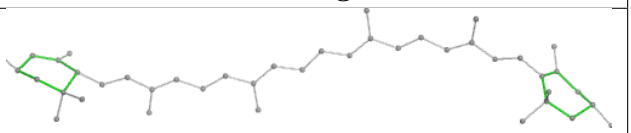 Rings

Ligand LNL I 101	
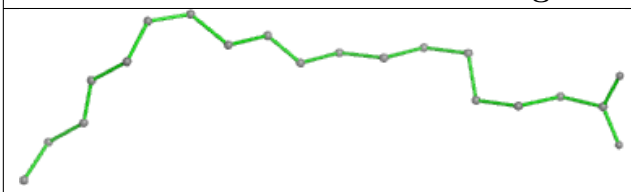 Bond lengths	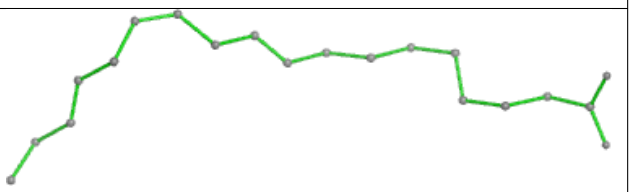 Bond angles
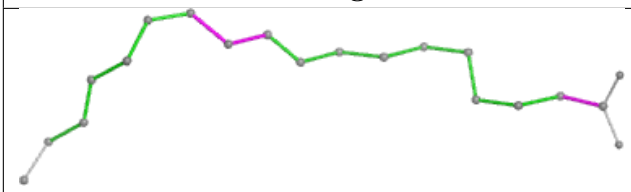 Torsions	Rings

Ligand DGD c 518	
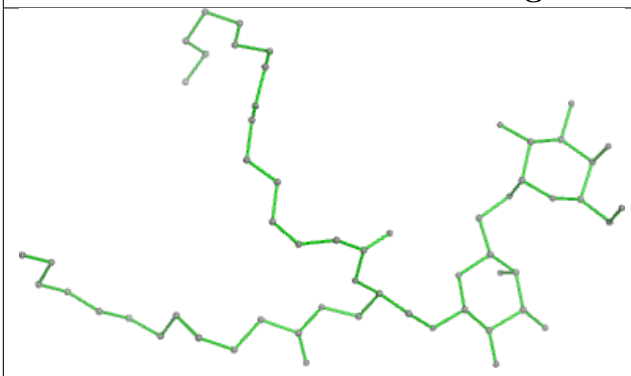 Bond lengths	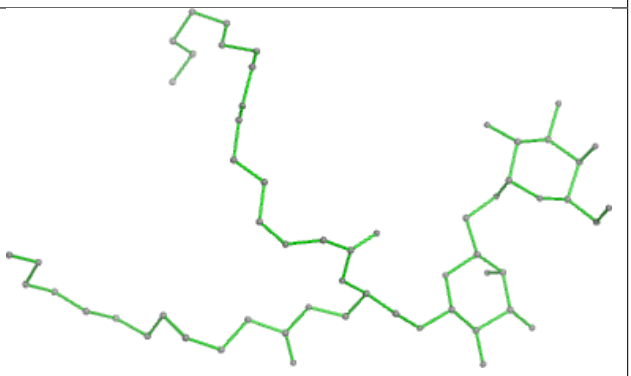 Bond angles
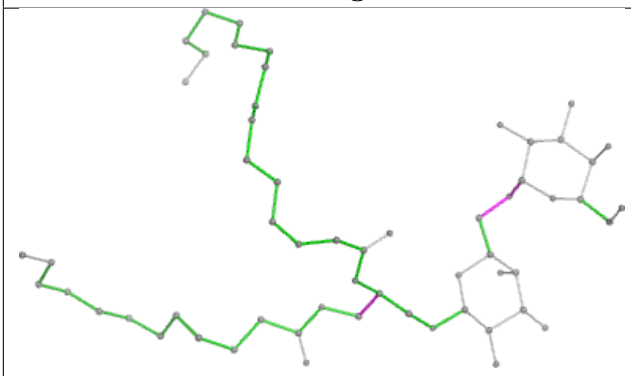 Torsions	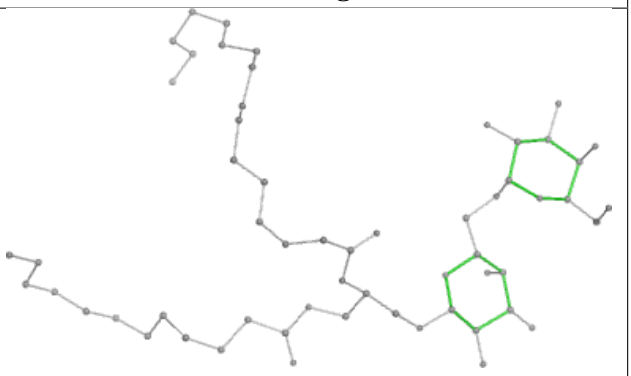 Rings

Ligand LUT 4 616	
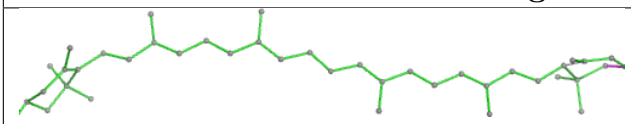 Bond lengths	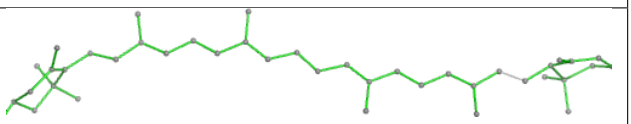 Bond angles
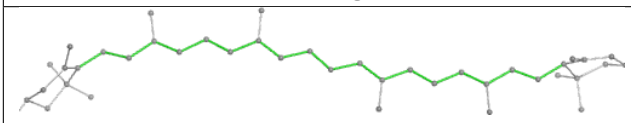 Torsions	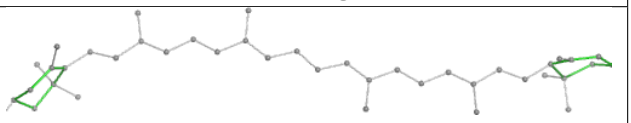 Rings

Ligand CLA 1 612

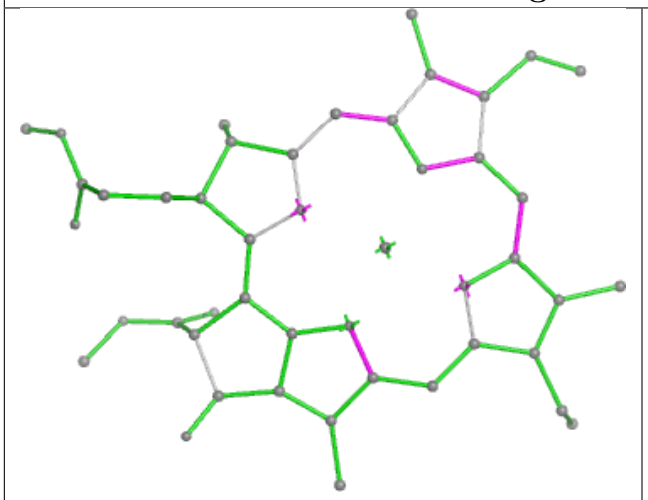

Bond lengths

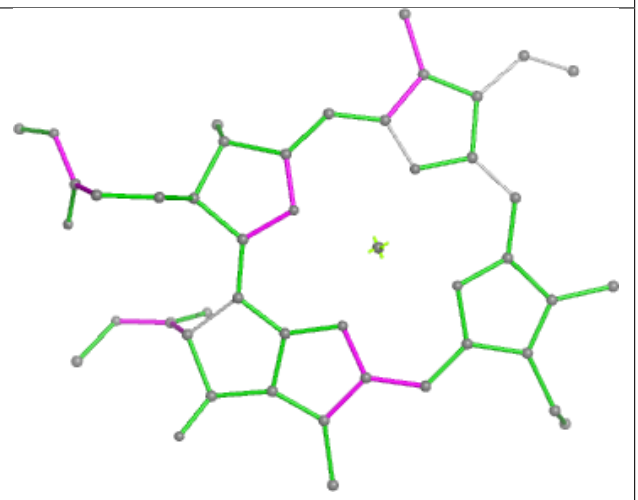

Bond angles

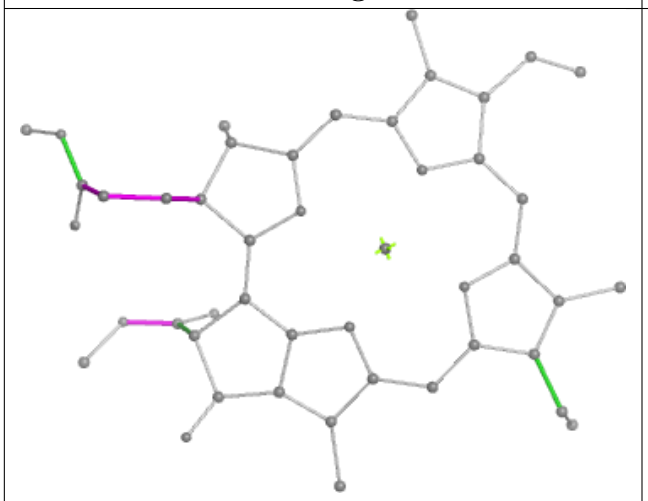

Torsions

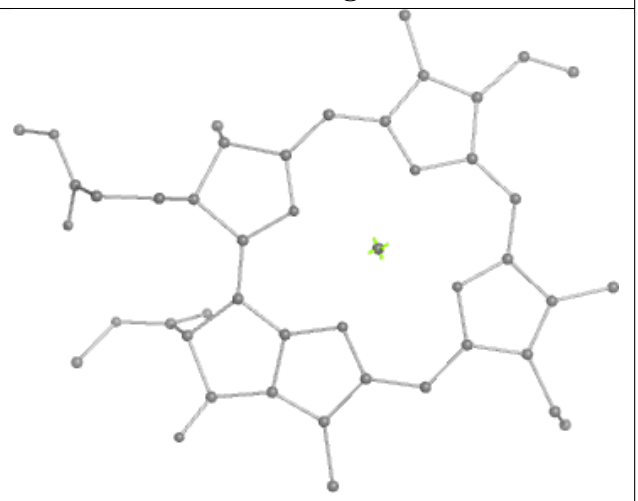

Rings

Ligand CLA Y 614

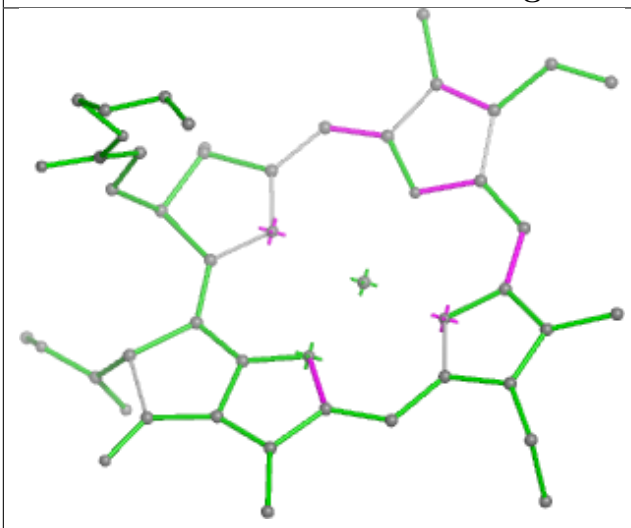

Bond lengths

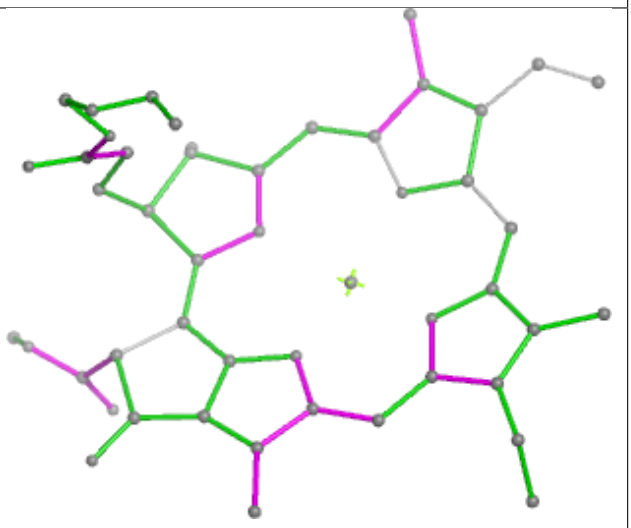

Bond angles

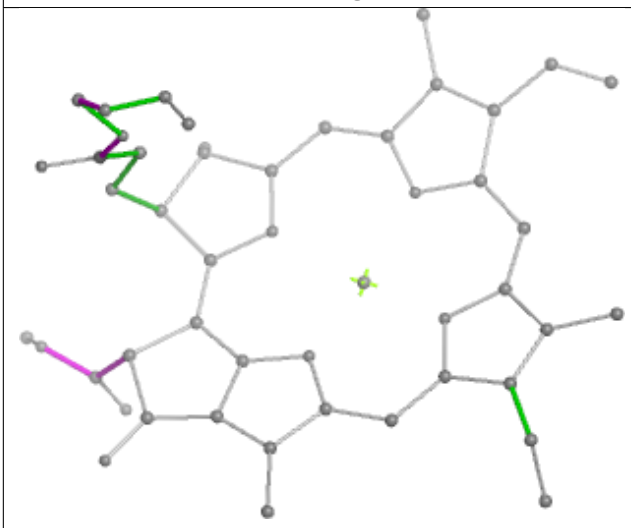

Torsions

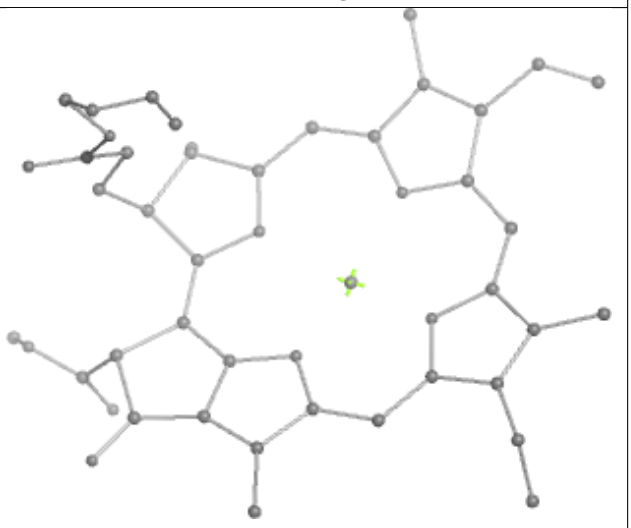

Rings

Ligand CLA y 603

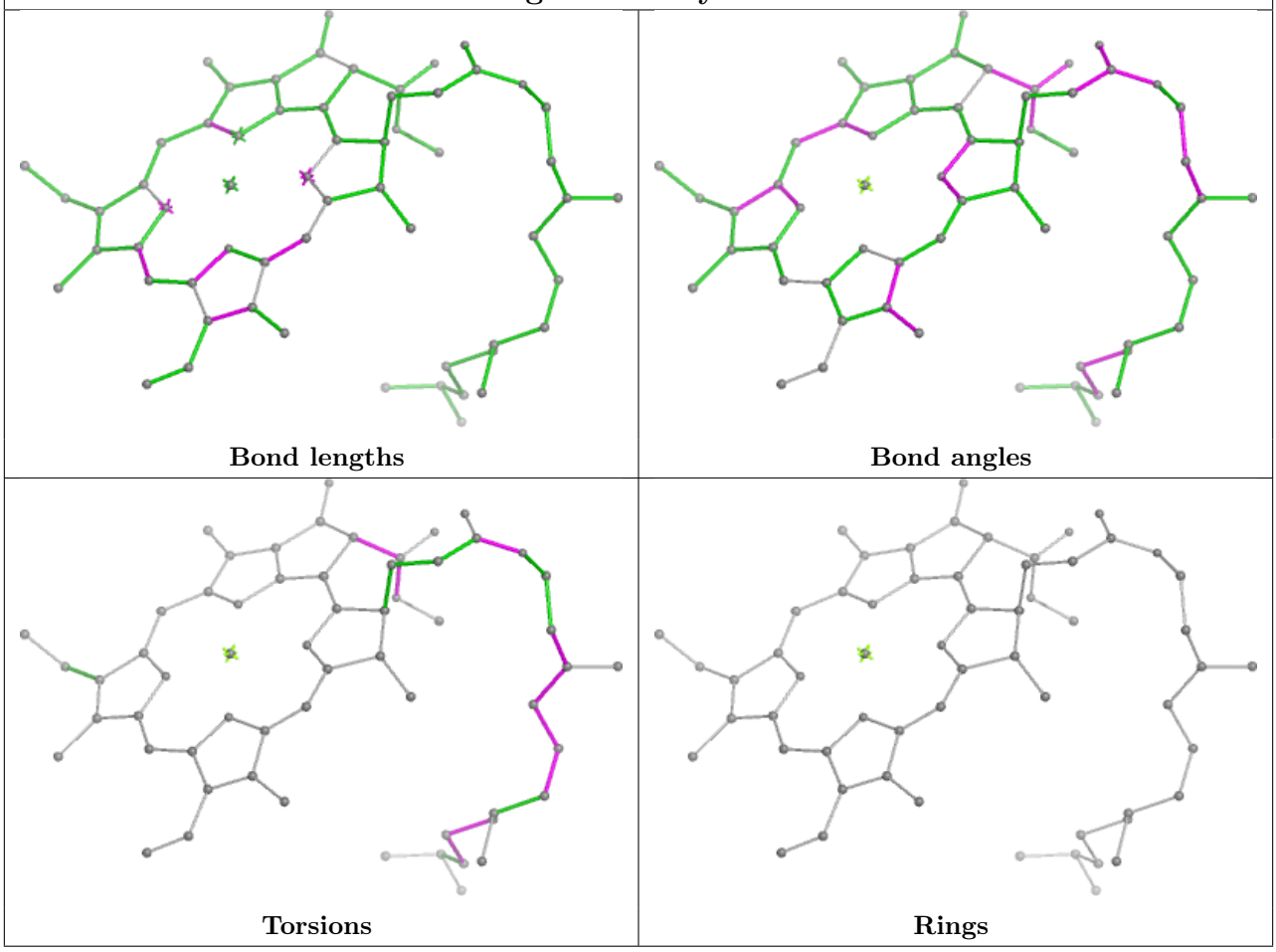

Ligand CLA d 404



Ligand CLA 6 603

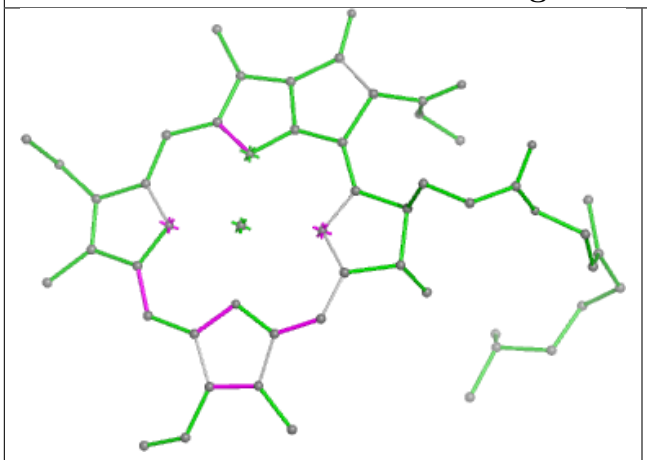

Bond lengths

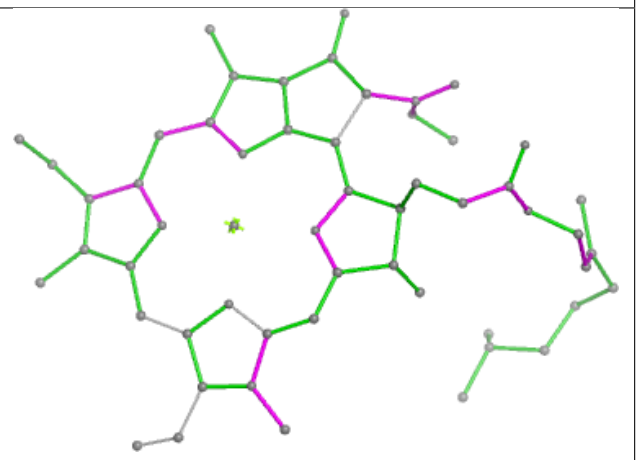

Bond angles

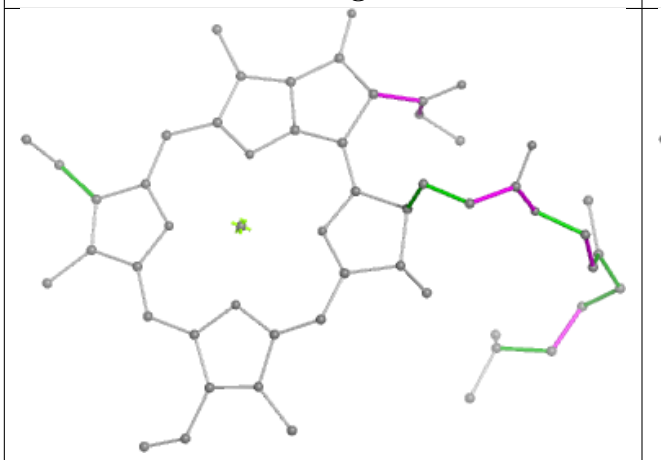

Torsions

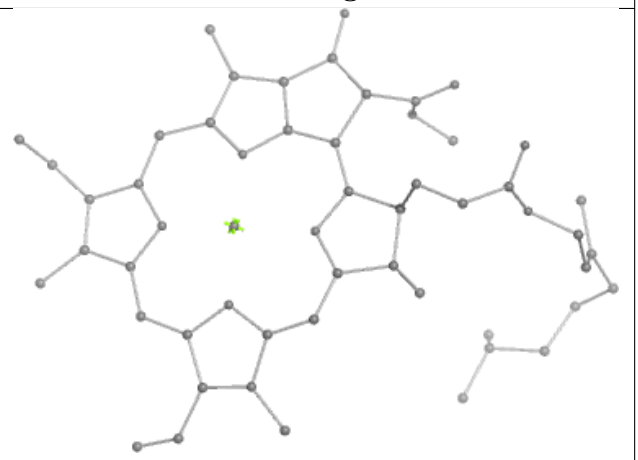

Rings

Ligand LHG 14 615

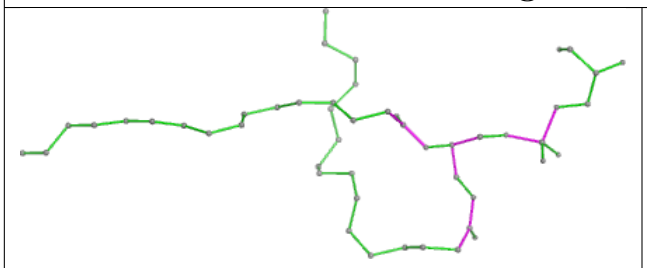

Bond lengths

Bond angles

Torsions

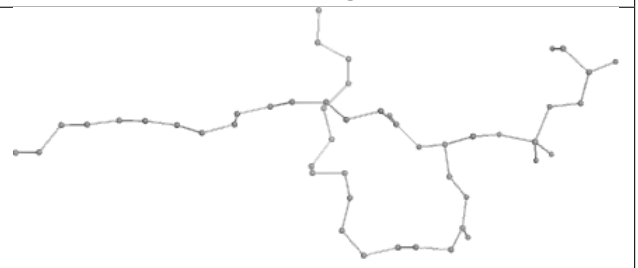

Rings

Ligand CLA B 610

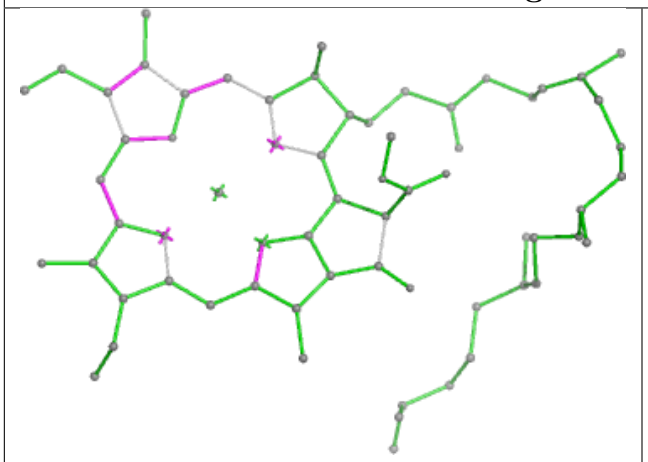

Bond lengths

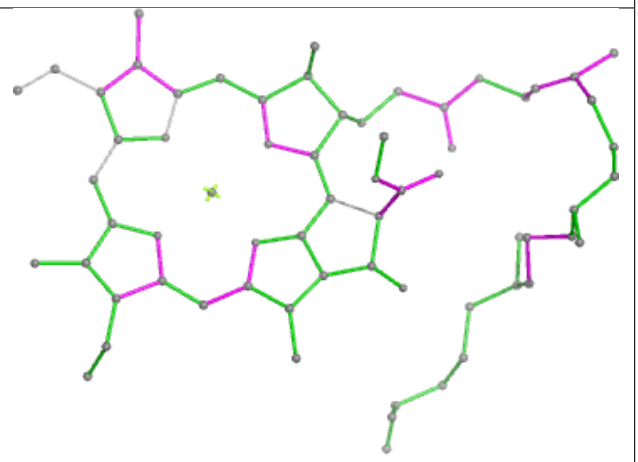

Bond angles

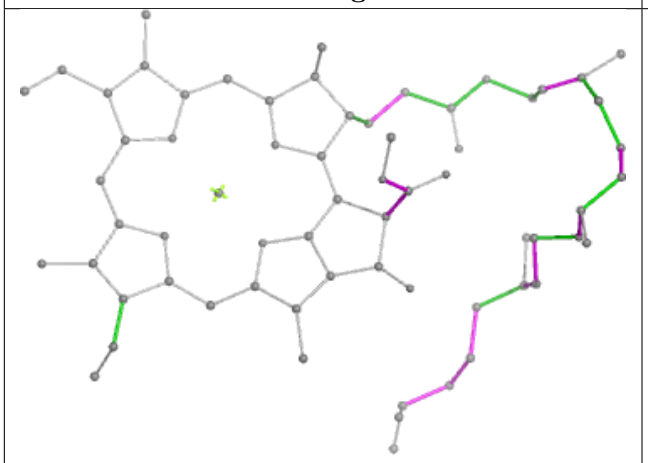

Torsions

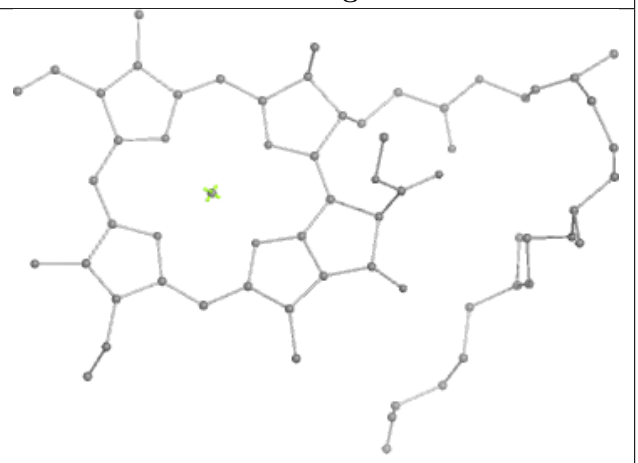

Rings

Ligand LUT 16 617

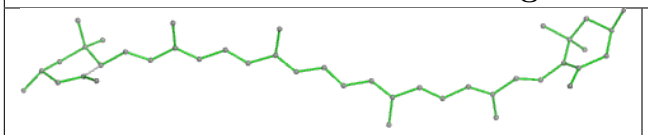

Bond lengths

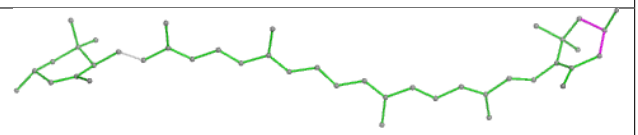

Bond angles

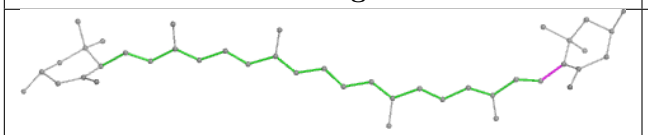

Torsions

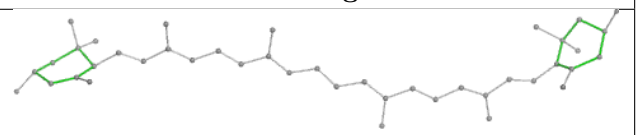

Rings

Ligand LHG g 615	
Bond lengths	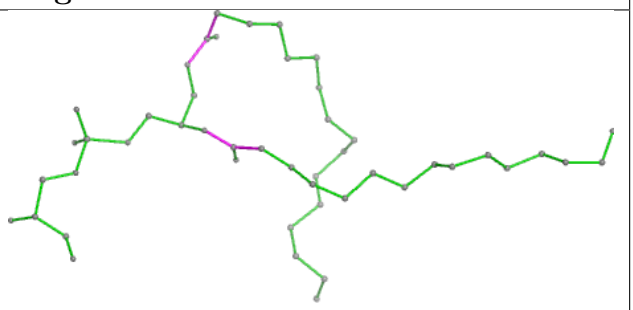 Bond angles
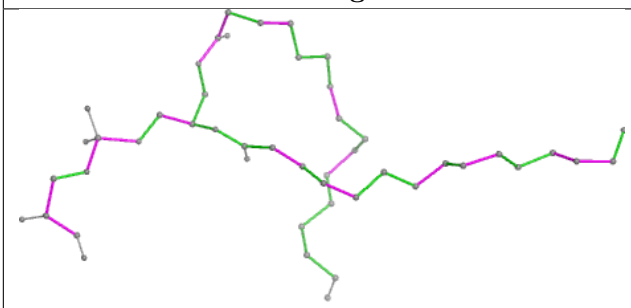 Torsions	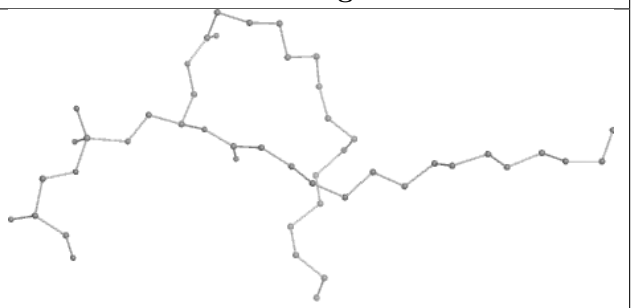 Rings

Ligand CLA 4 611

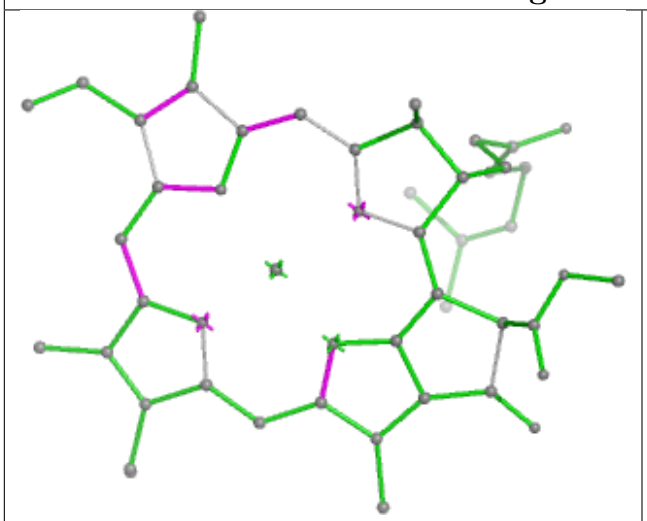

Bond lengths

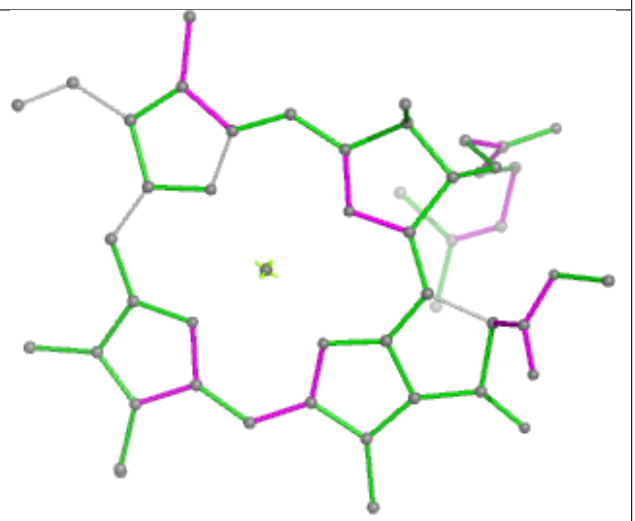

Bond angles

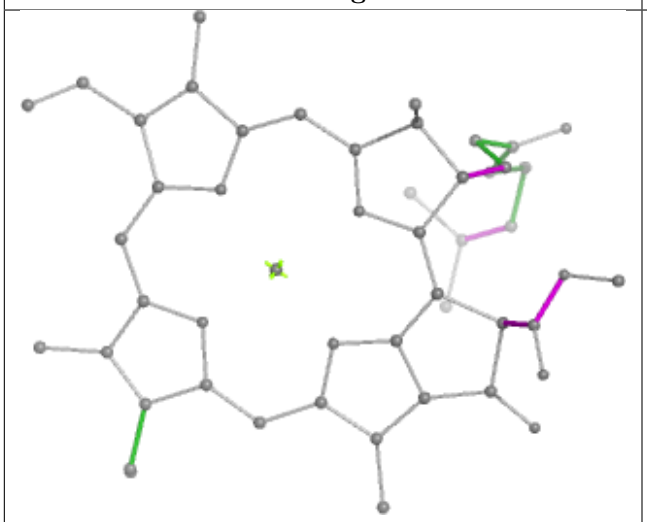

Torsions

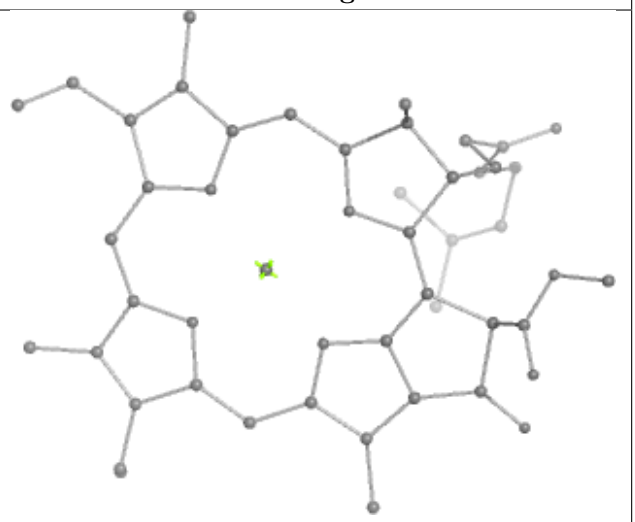

Rings

Ligand LHG 3 616	
Bond lengths	Bond angles
Torsions	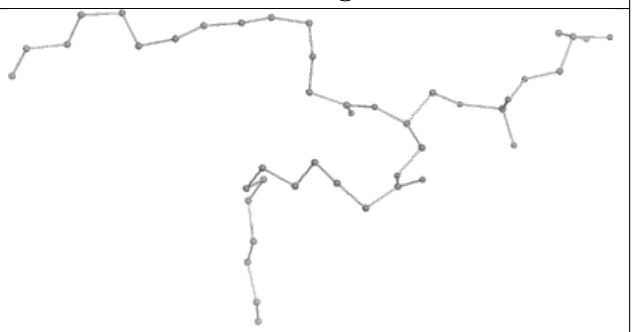 Rings

Ligand PAM N 621	
 Bond lengths	 Bond angles
 Torsions	 Rings

Ligand CLA 16 614

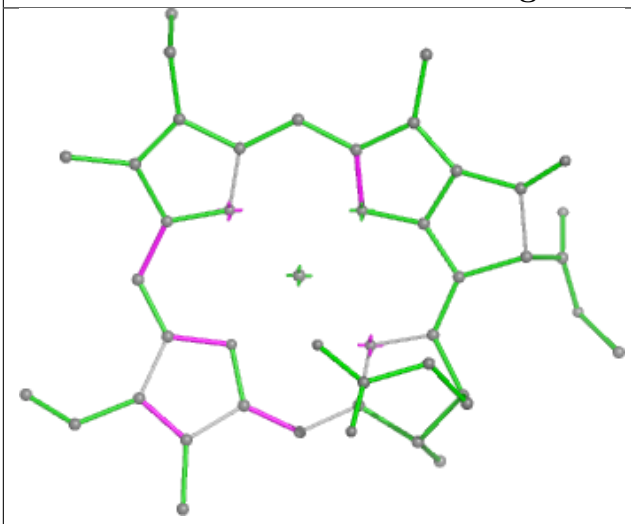

Bond lengths

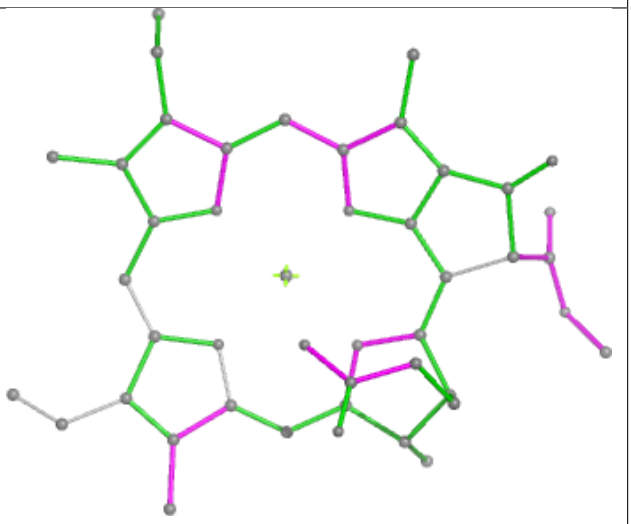

Bond angles

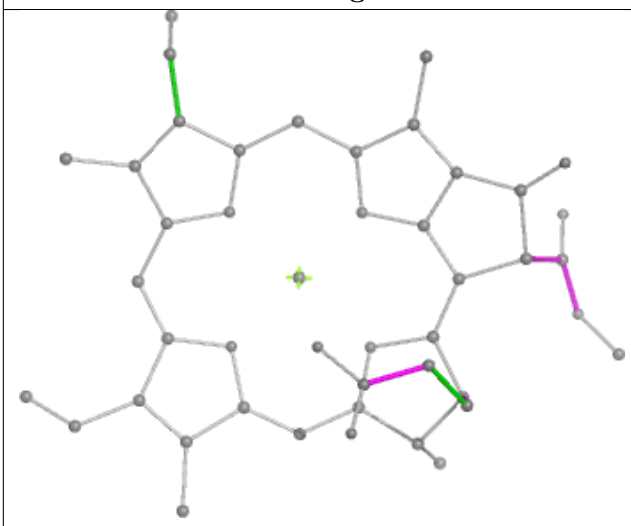

Torsions

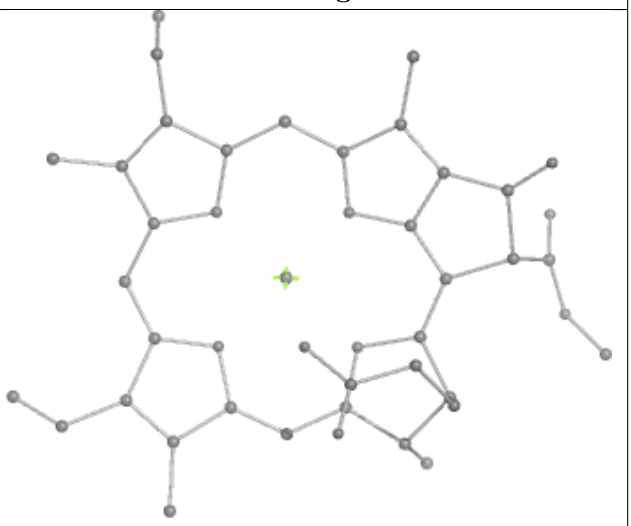

Rings

Ligand CLA G 613

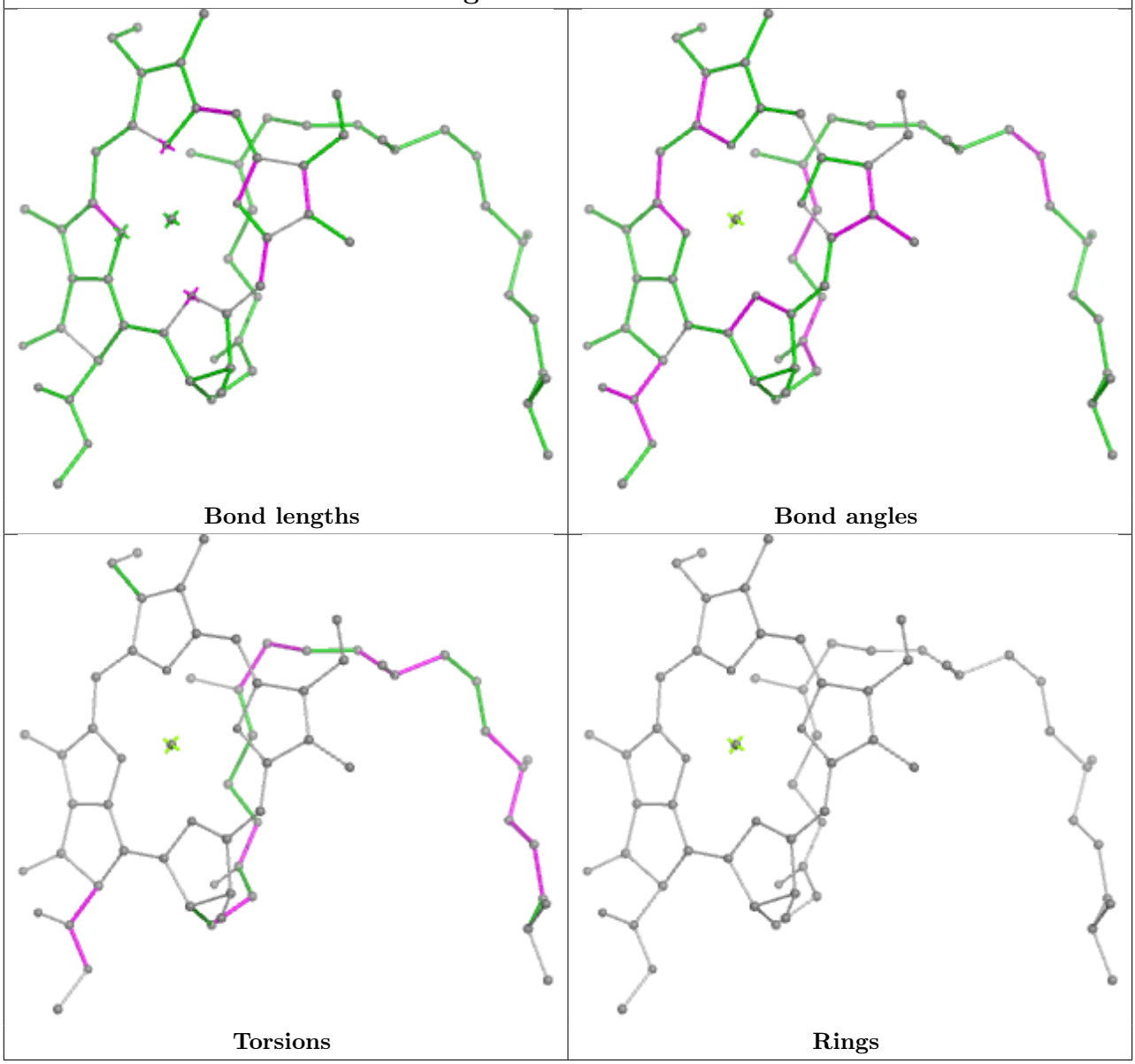

Ligand CLA 16 612

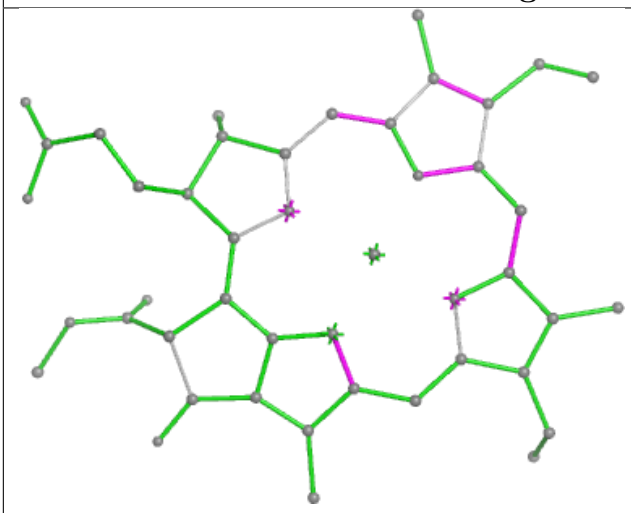

Bond lengths

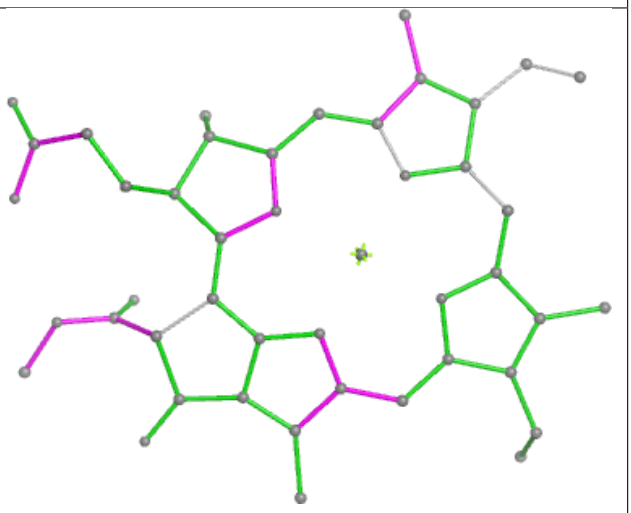

Bond angles

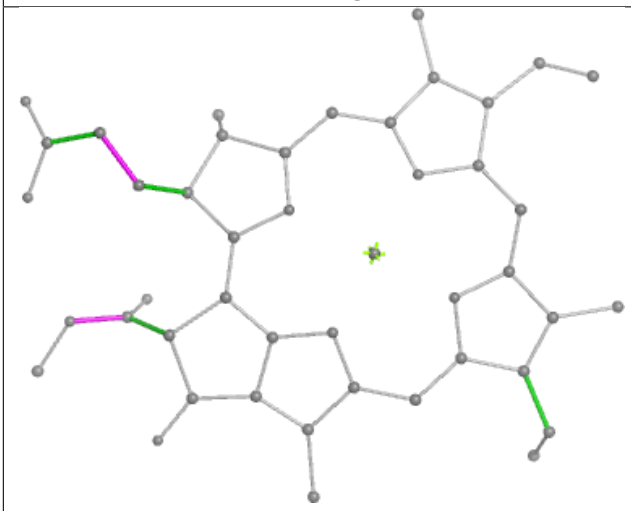

Torsions

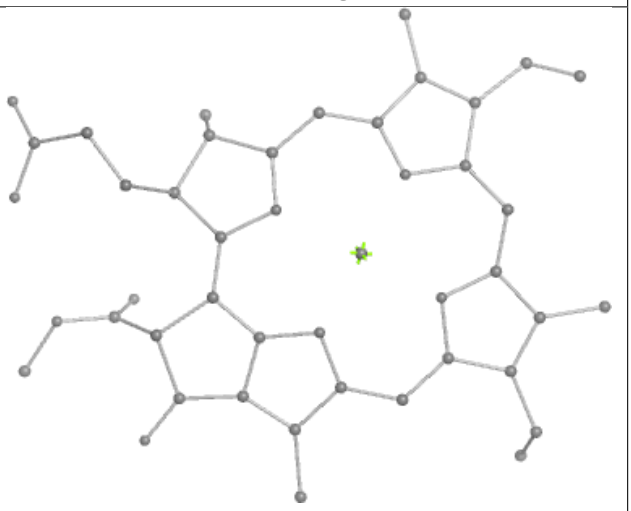

Rings

Ligand CLA 14 613

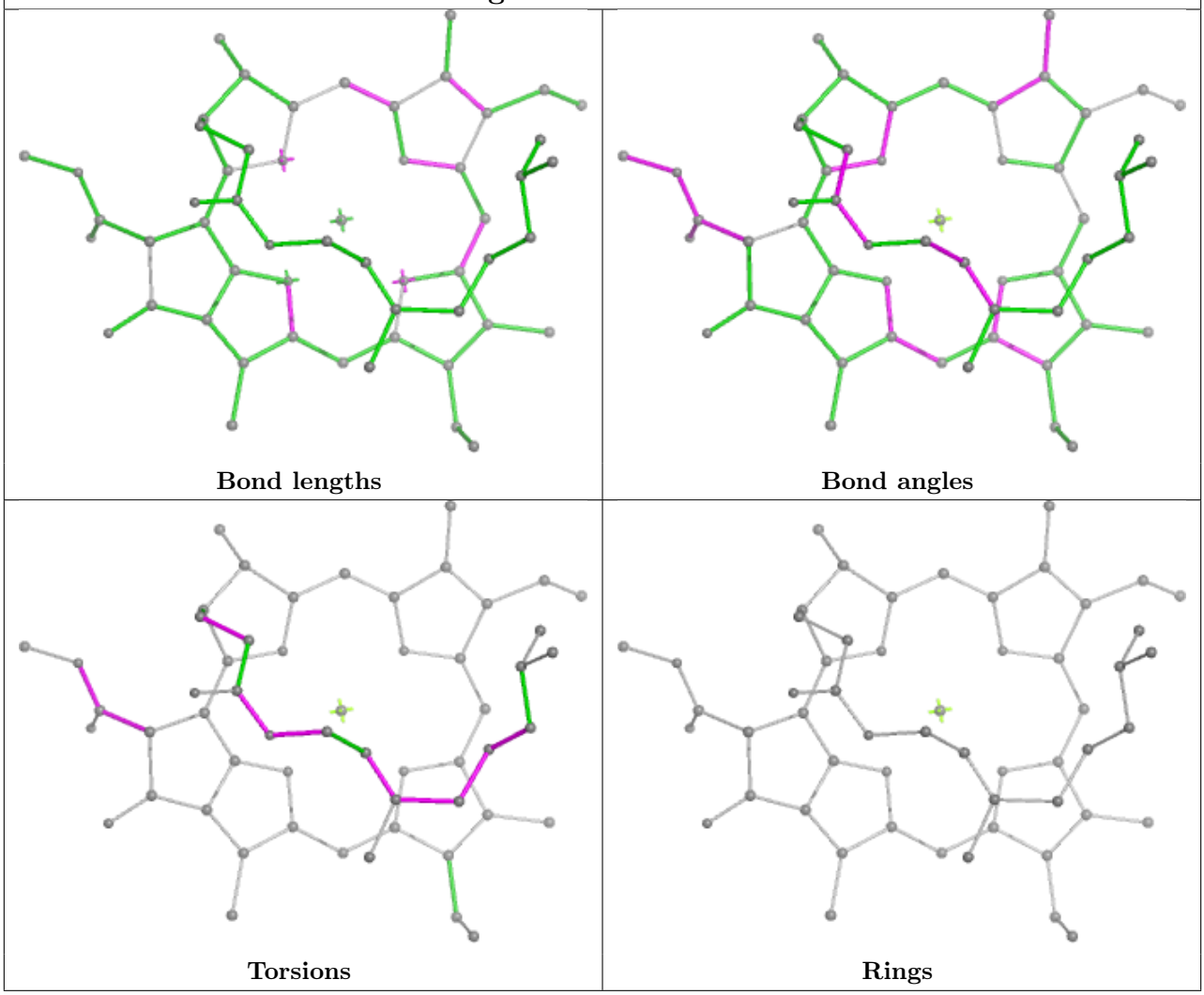

Ligand CHL s 601

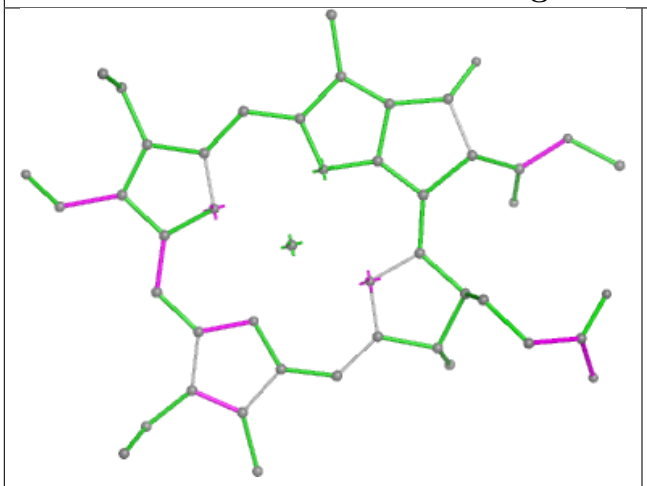

Bond lengths

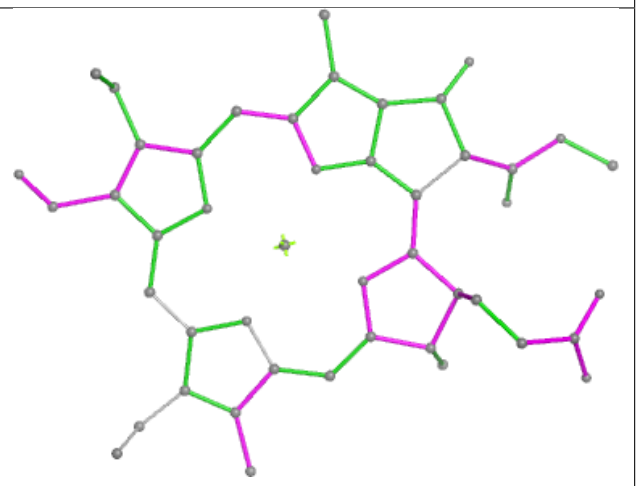

Bond angles

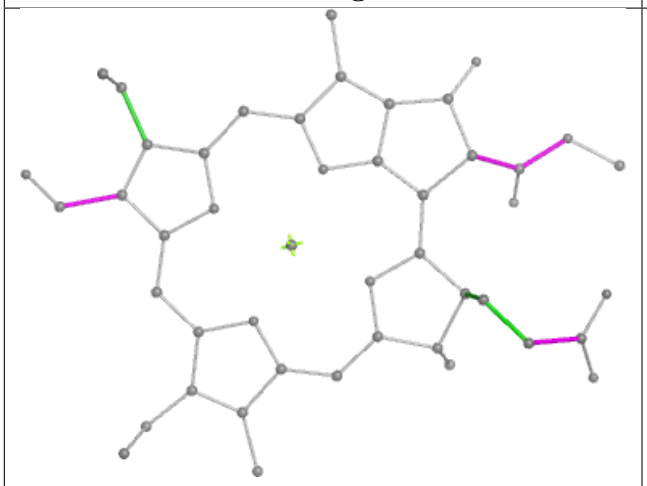

Torsions

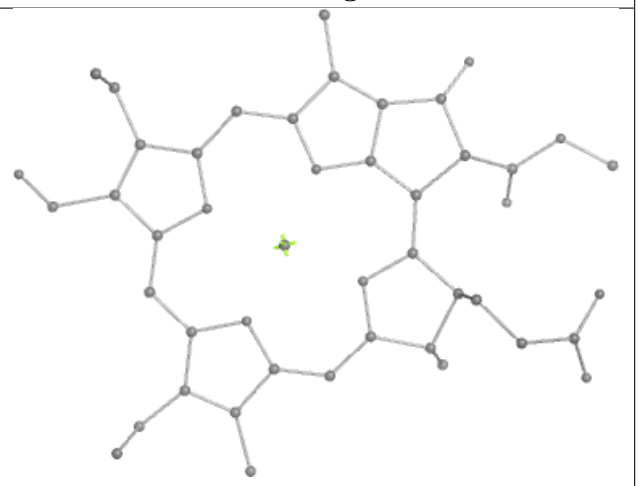

Rings

Ligand DGD w 502

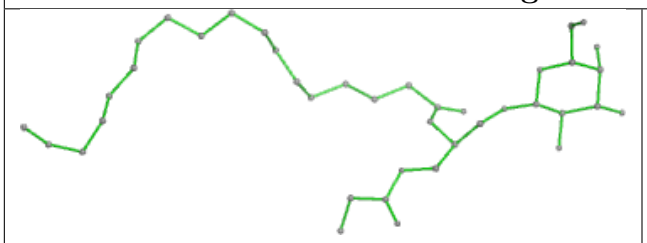

Bond lengths

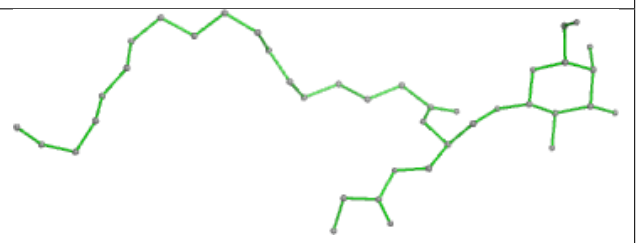

Bond angles

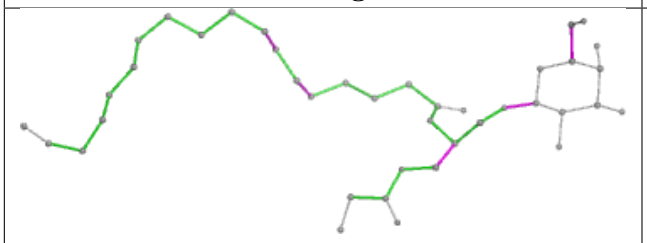

Torsions

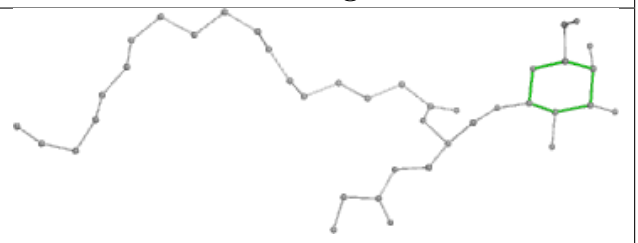

Rings

Ligand CLA g 613

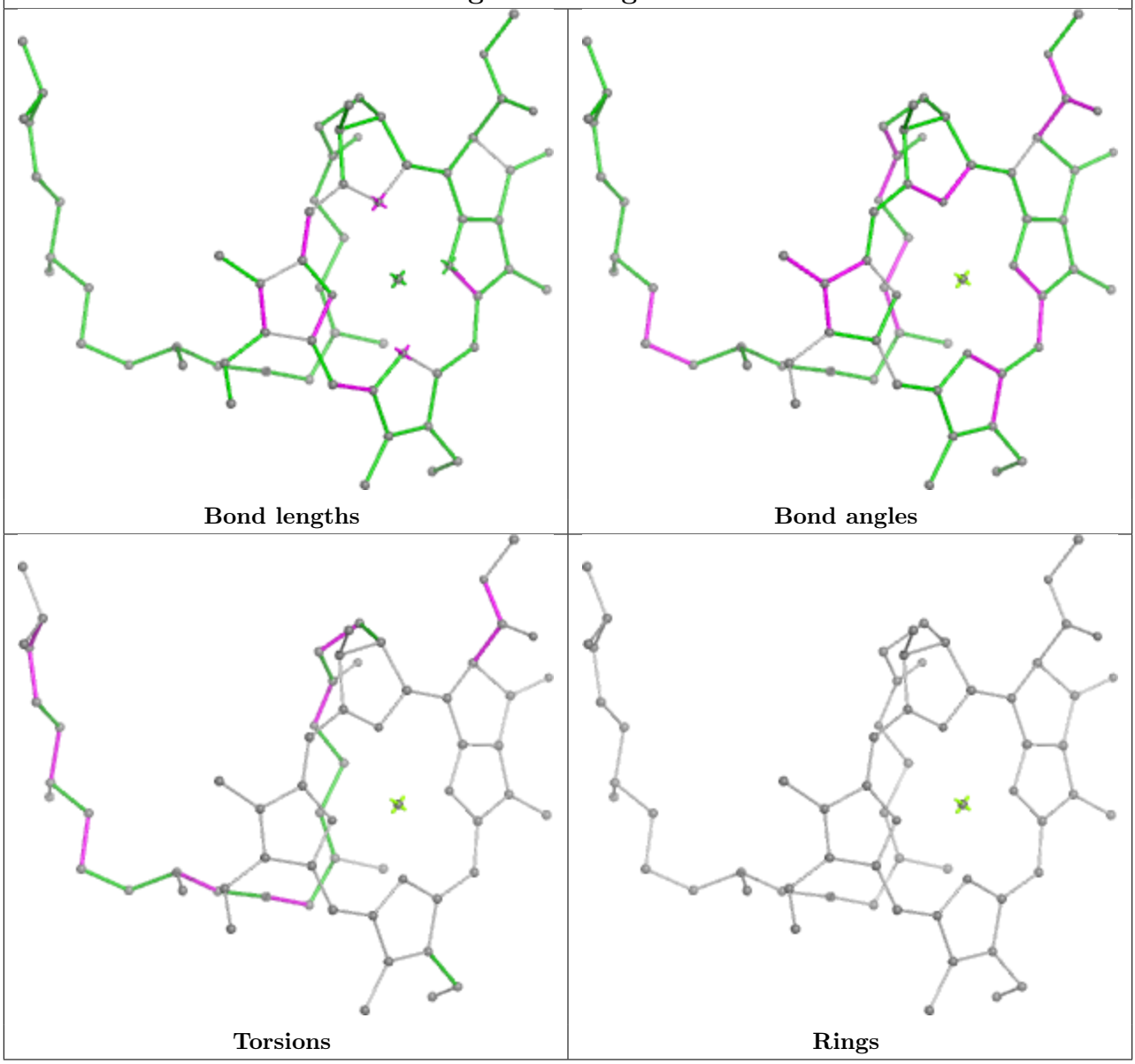

Ligand CLA S 609

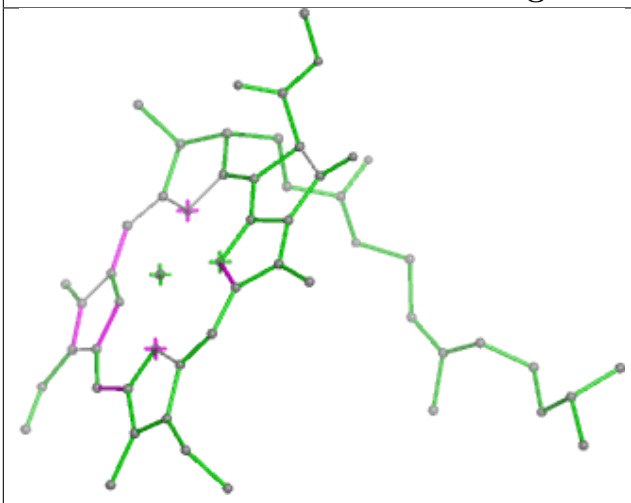

Bond lengths

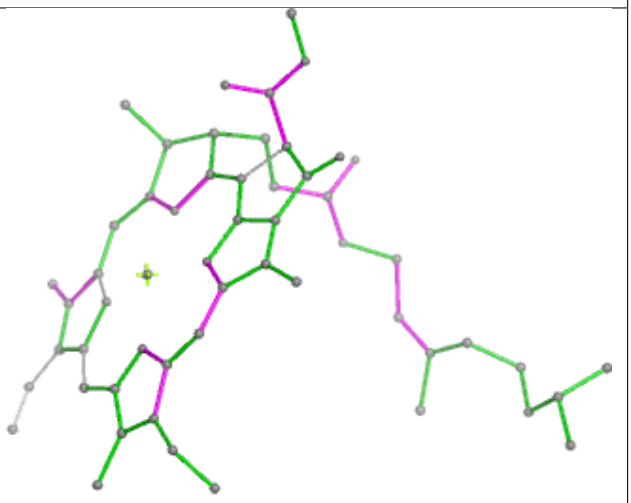

Bond angles

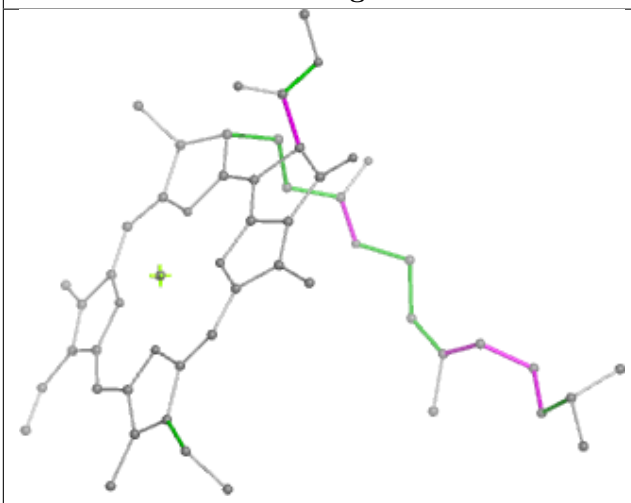

Torsions

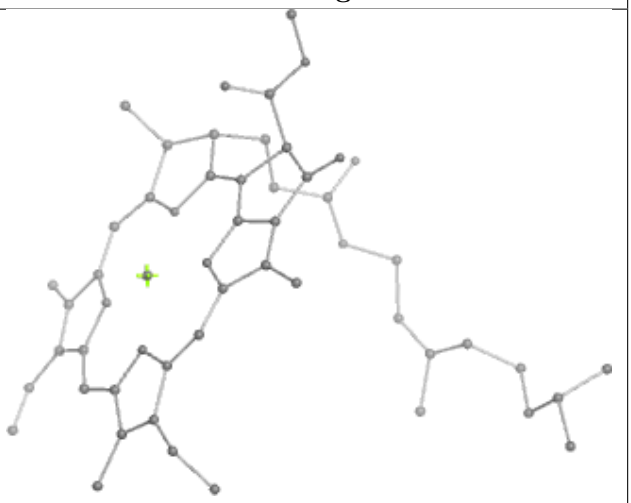

Rings

Ligand BCR c 526

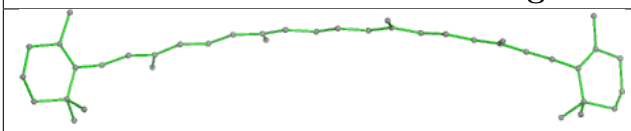

Bond lengths

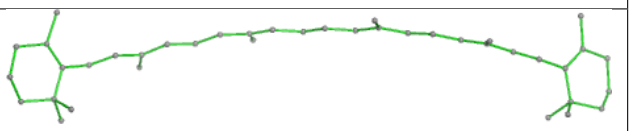

Bond angles

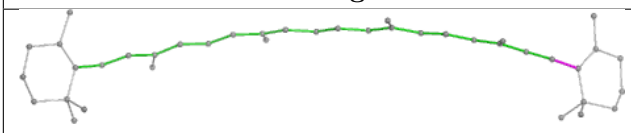

Torsions

Rings

Ligand LHG R 621	
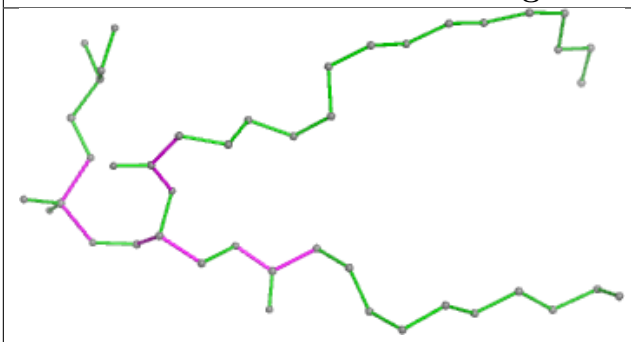 Bond lengths	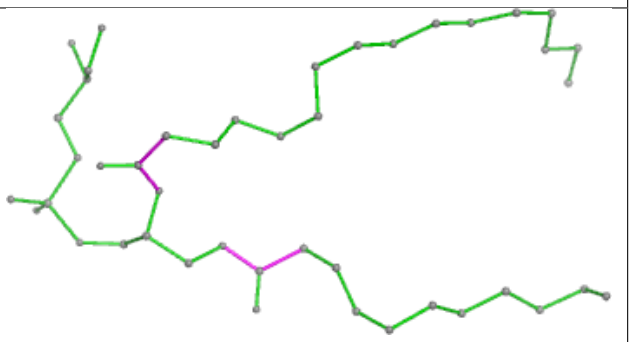 Bond angles
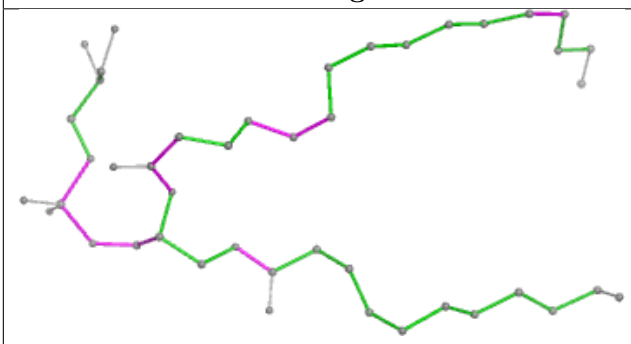 Torsions	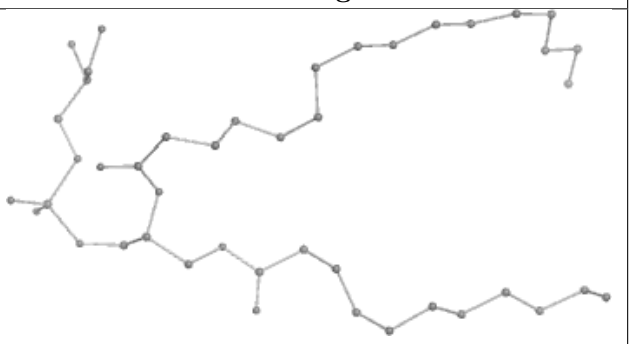 Rings

Ligand CHL 11 606

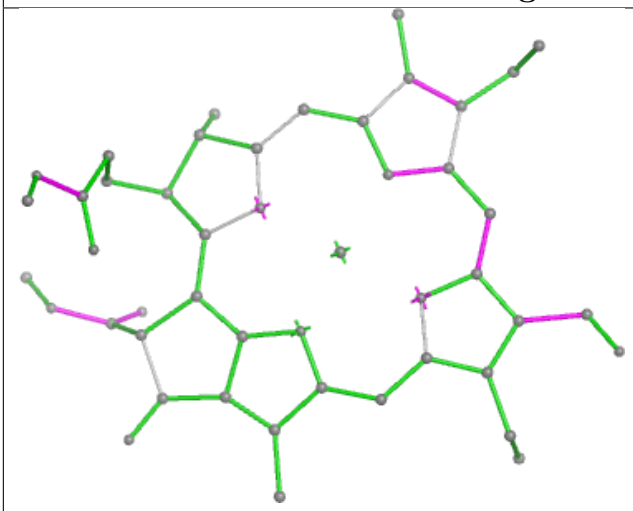

Bond lengths

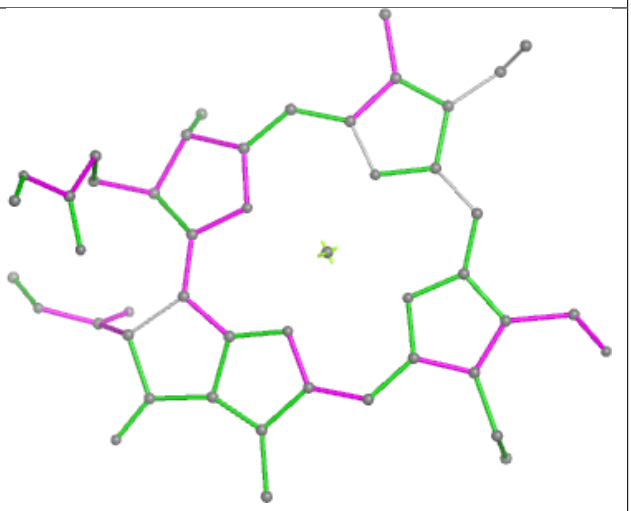

Bond angles

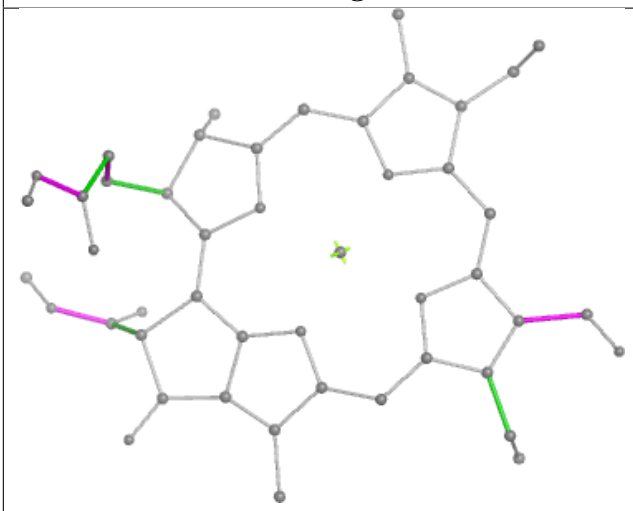

Torsions

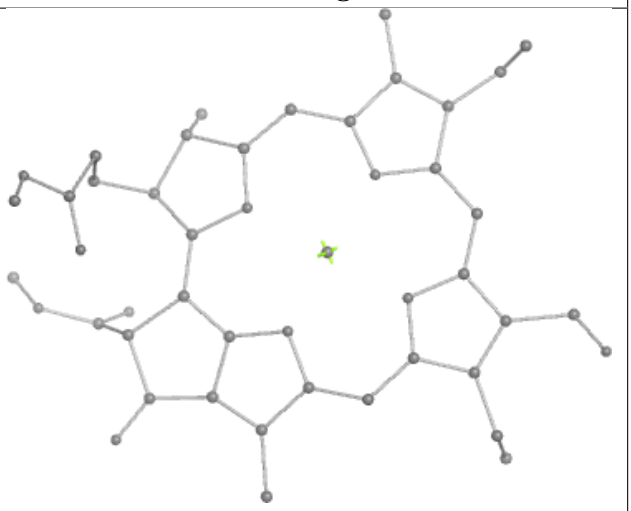

Rings

Ligand CLA 12 610

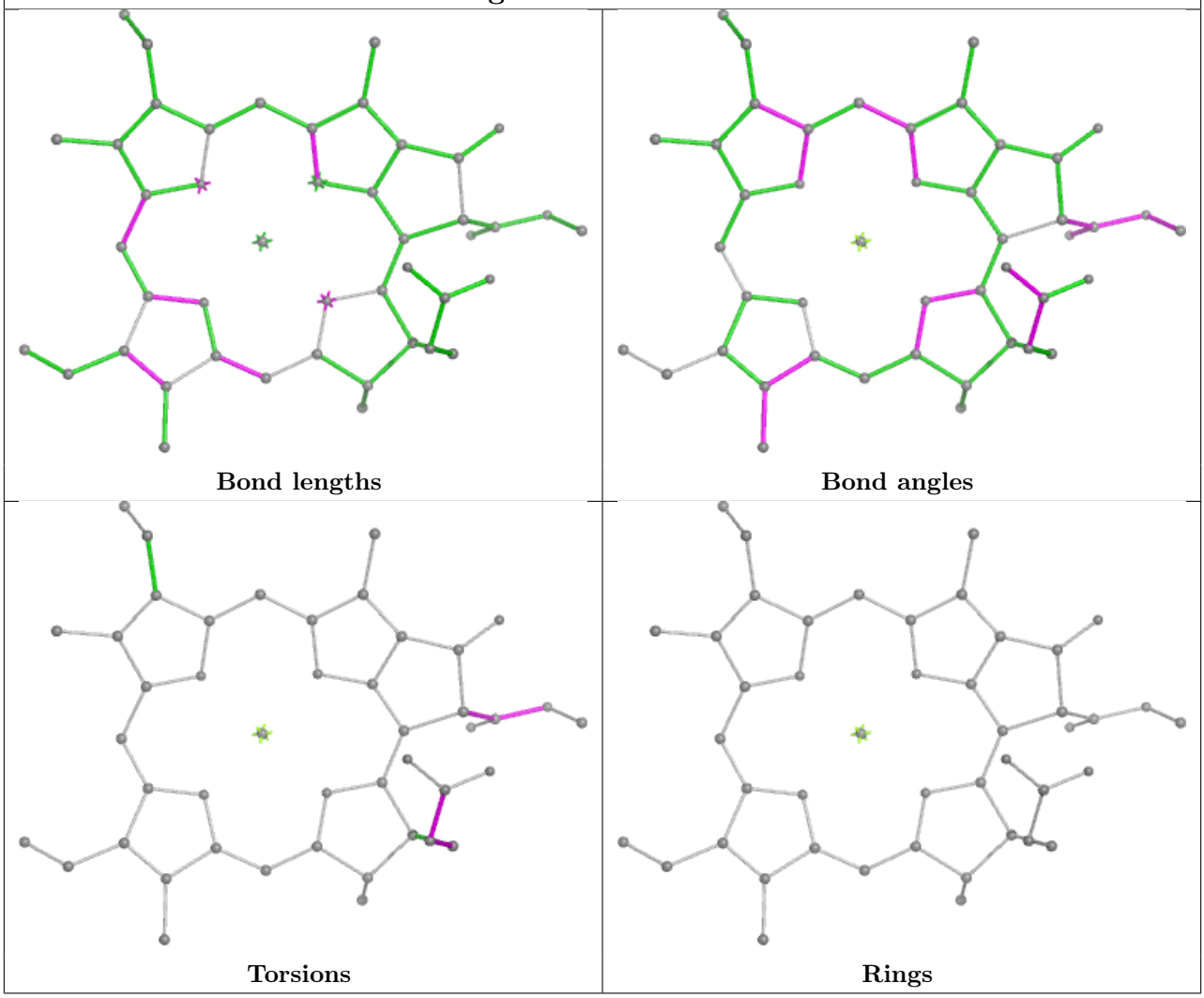

Ligand CHL 1 605

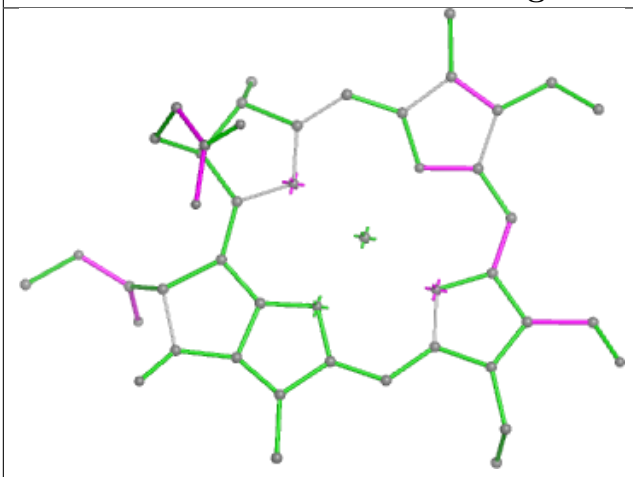

Bond lengths

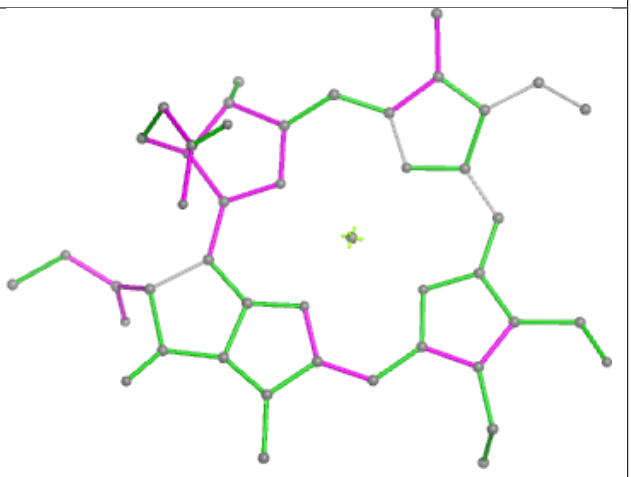

Bond angles

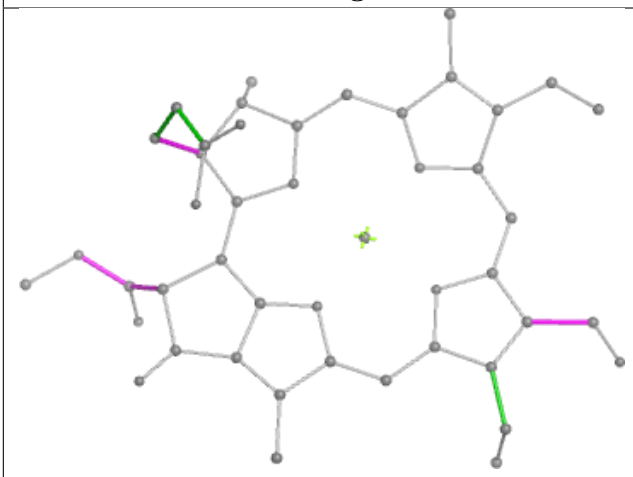

Torsions

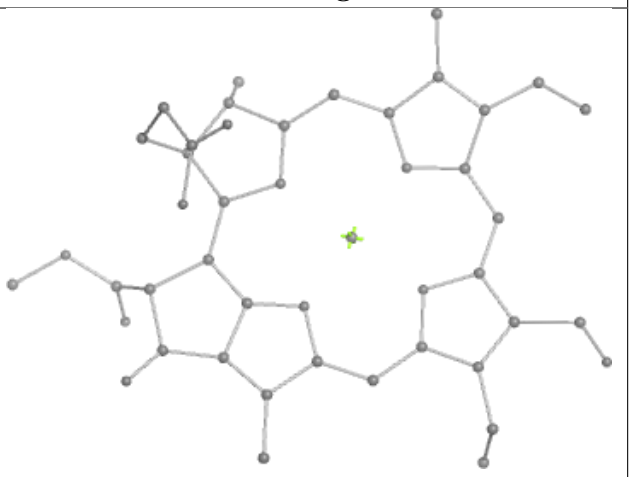

Rings

Ligand CLA 15 604	
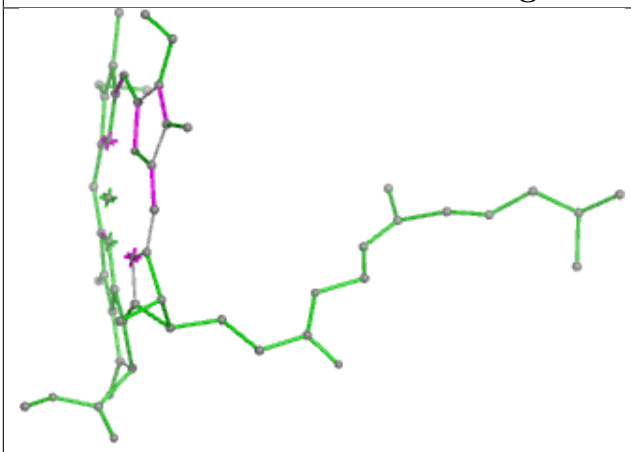 Bond lengths	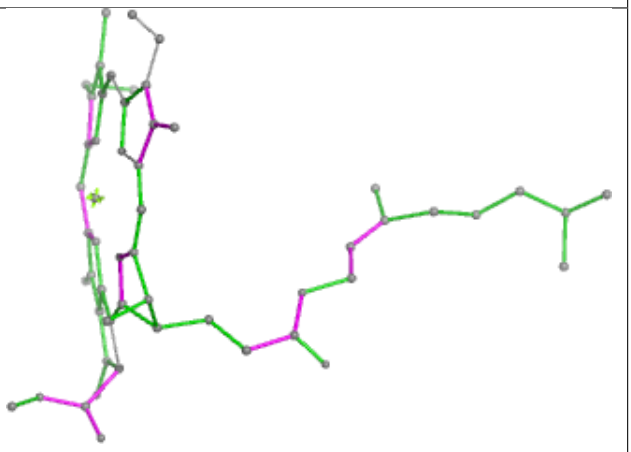 Bond angles
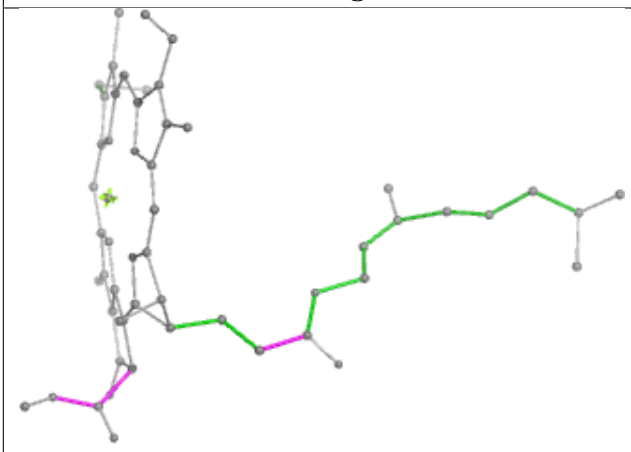 Torsions	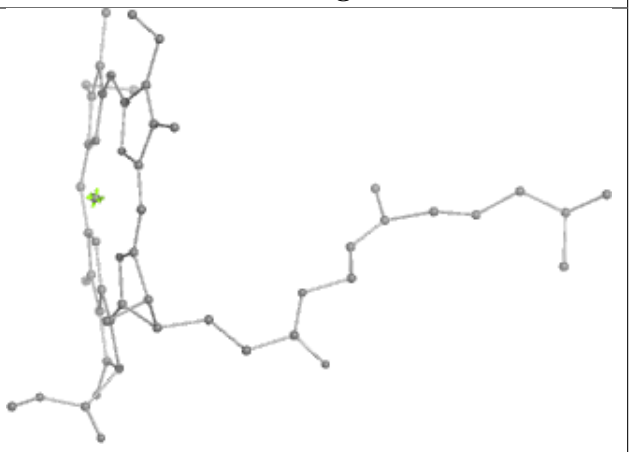 Rings

Ligand LUT 14 617	
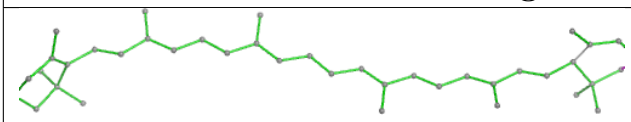 Bond lengths	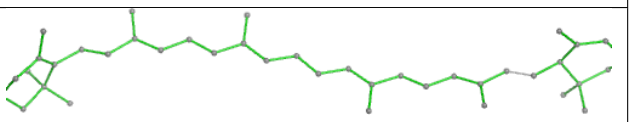 Bond angles
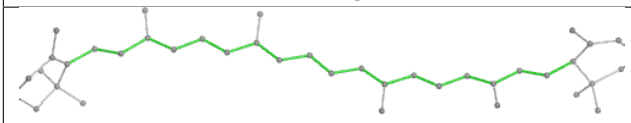 Torsions	 Rings

Ligand CLA R 613

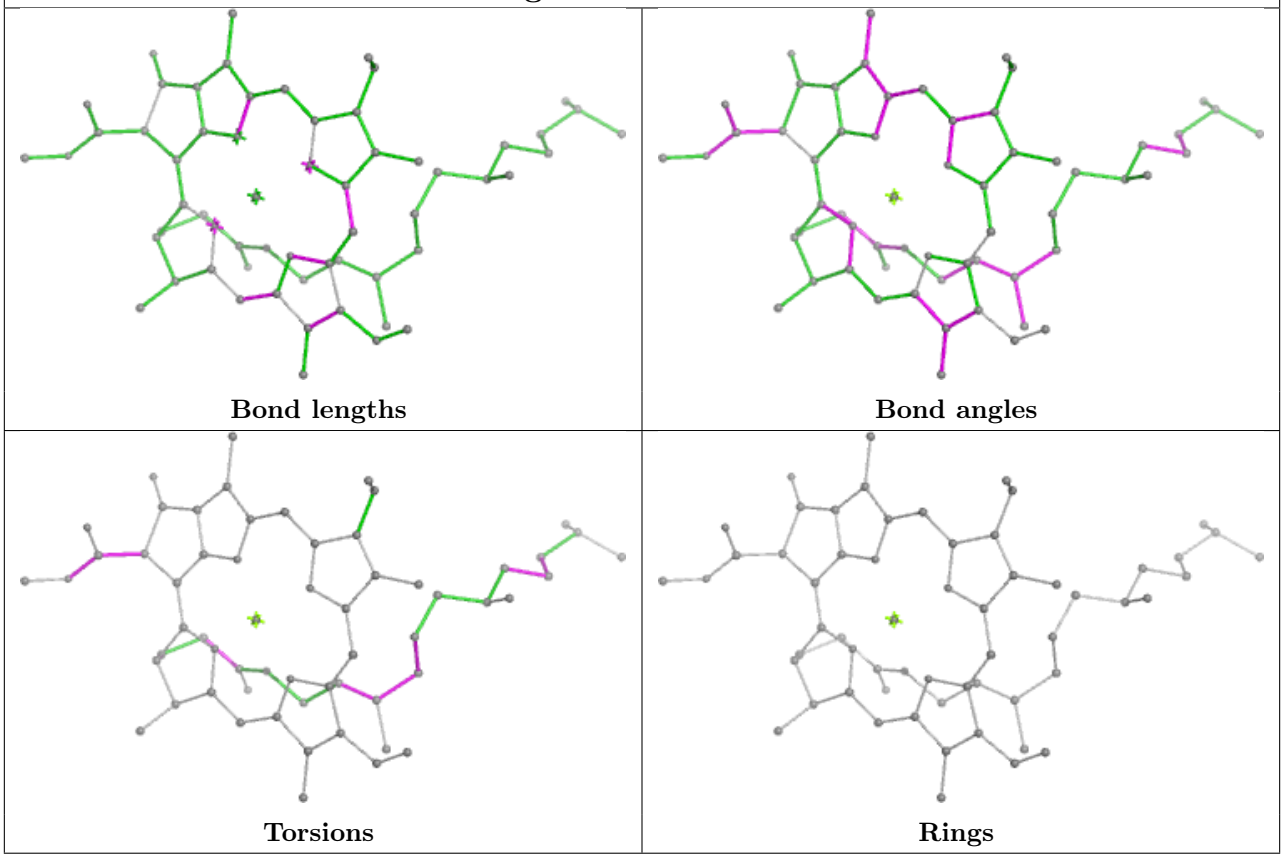

Ligand CLA n 610

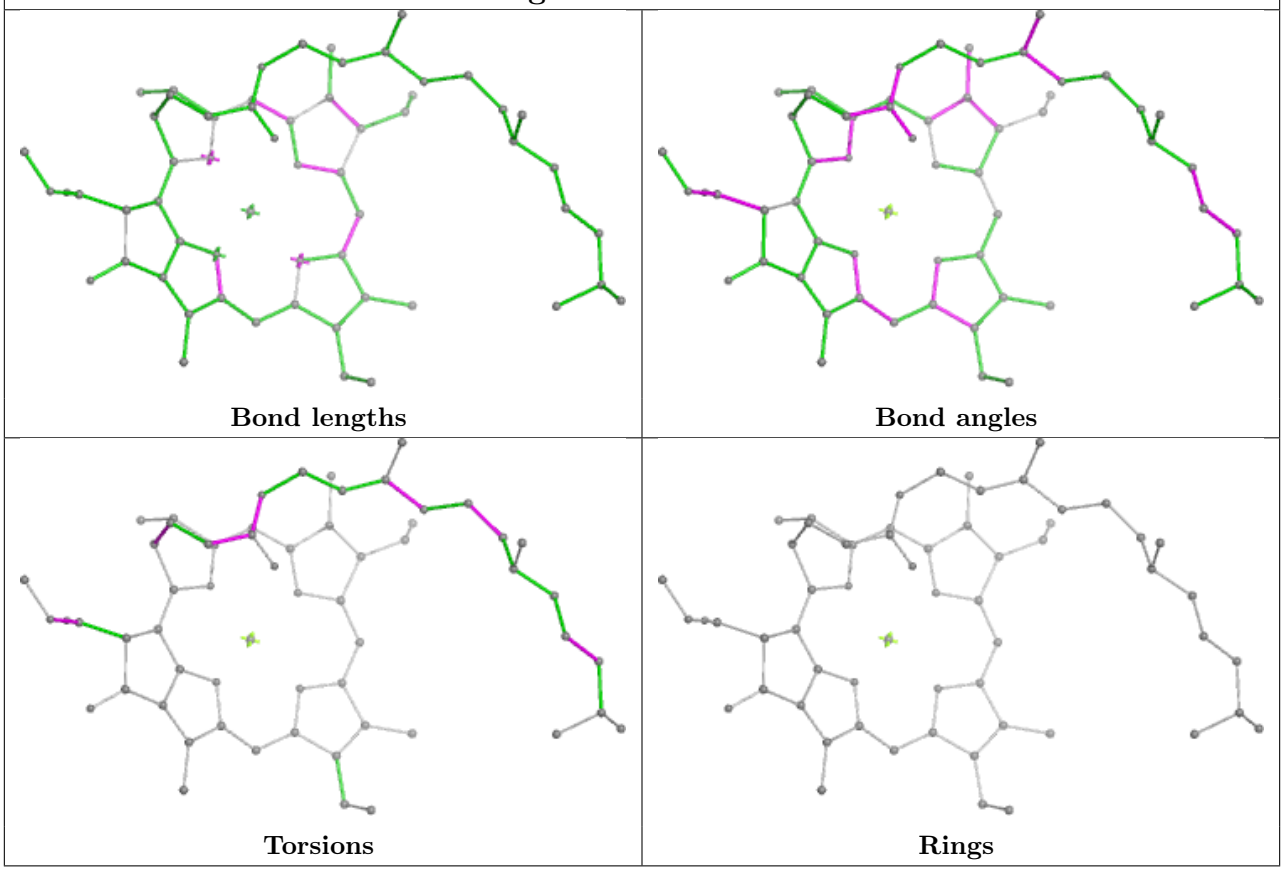

Ligand NEX r 617

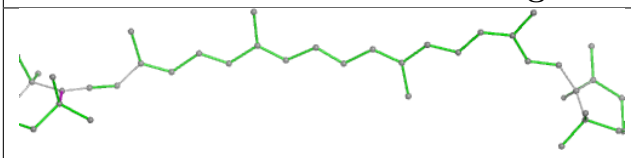

Bond lengths

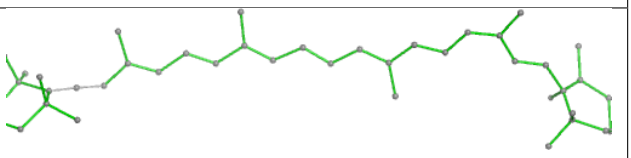

Bond angles

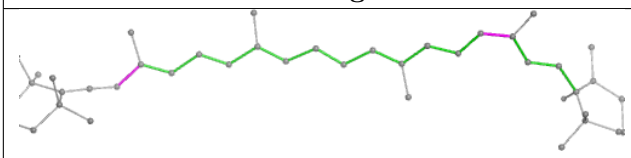

Torsions

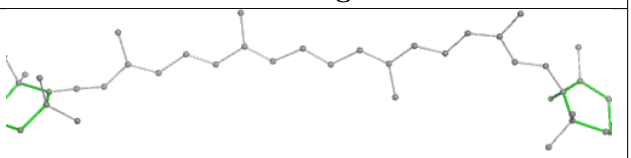

Rings

Ligand CHL n 606

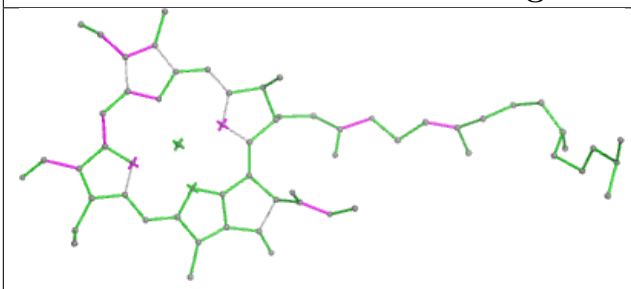

Bond lengths

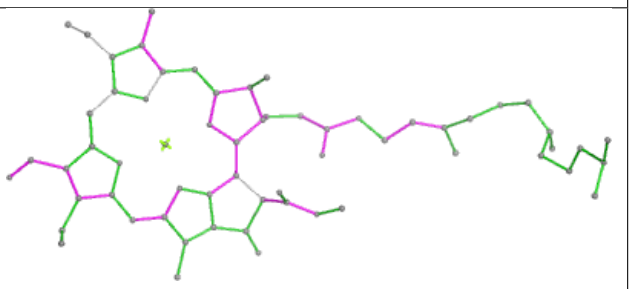

Bond angles

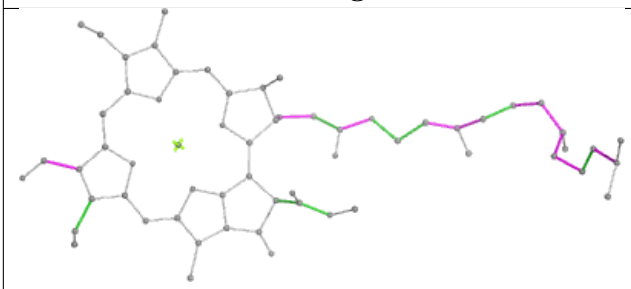

Torsions

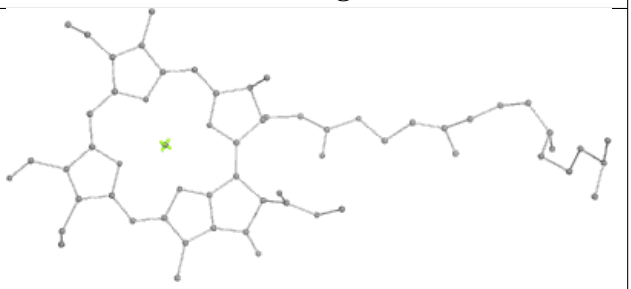

Rings

Ligand BCR C 526

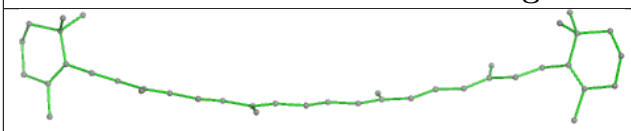

Bond lengths

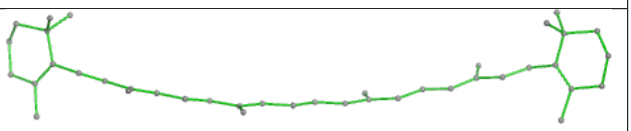

Bond angles

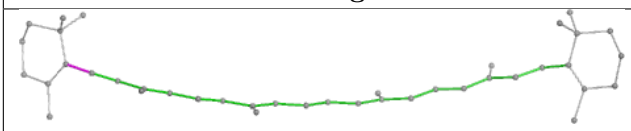

Torsions



Rings

Ligand CLA 1 611	
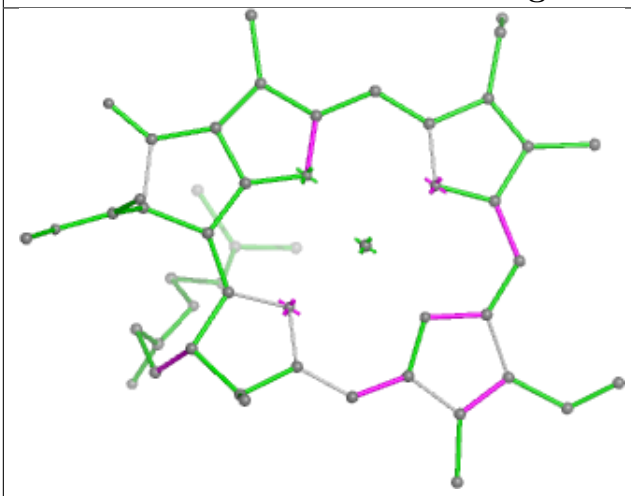 Bond lengths	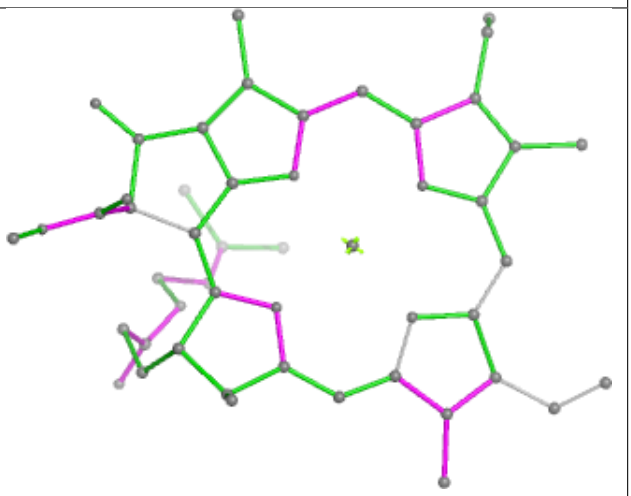 Bond angles
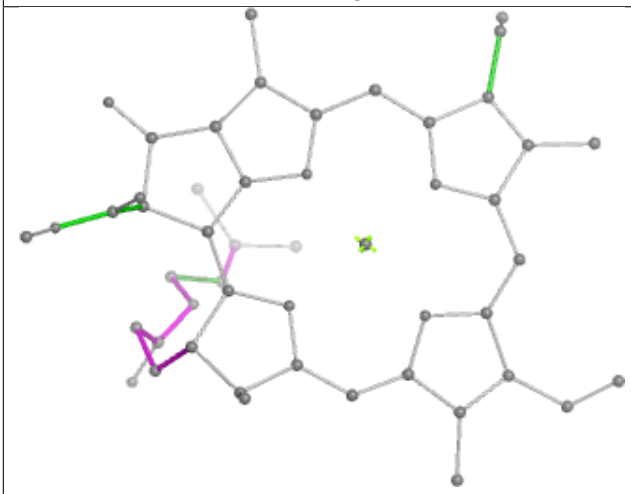 Torsions	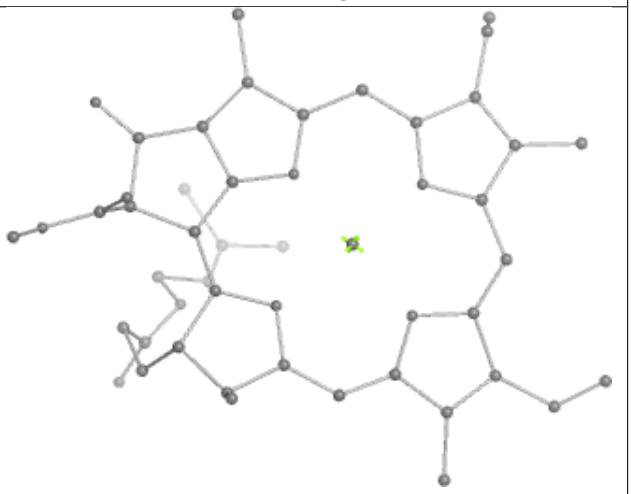 Rings

Ligand CLA s 613

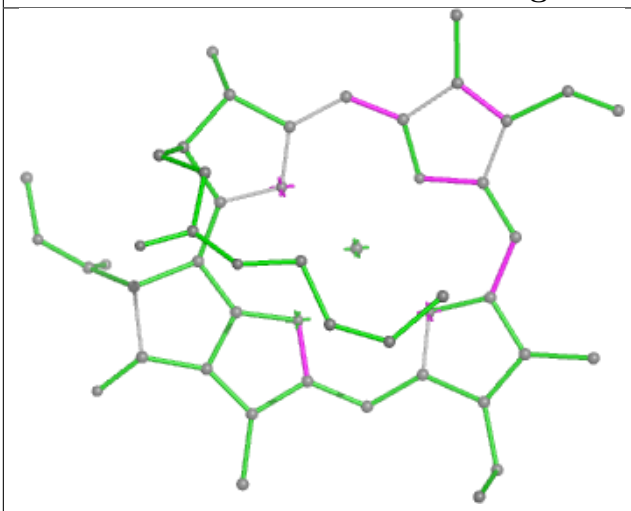

Bond lengths

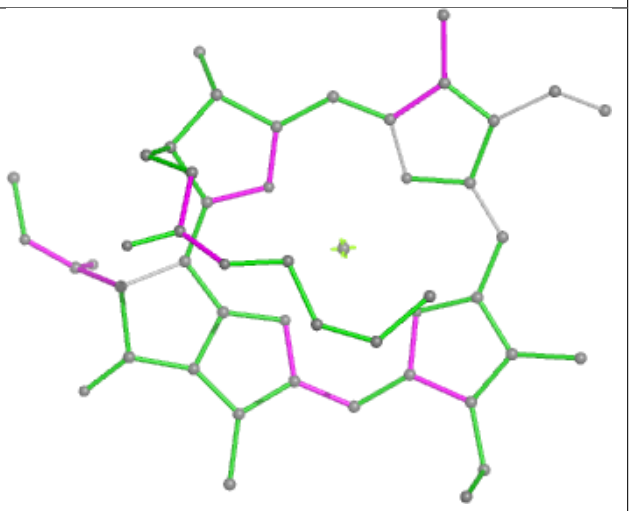

Bond angles

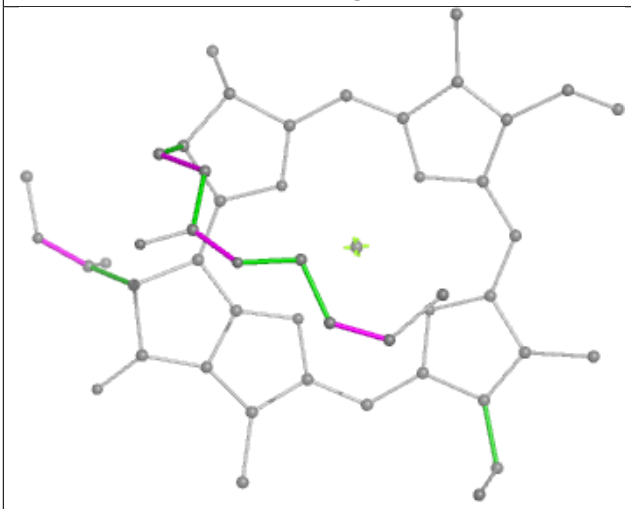

Torsions

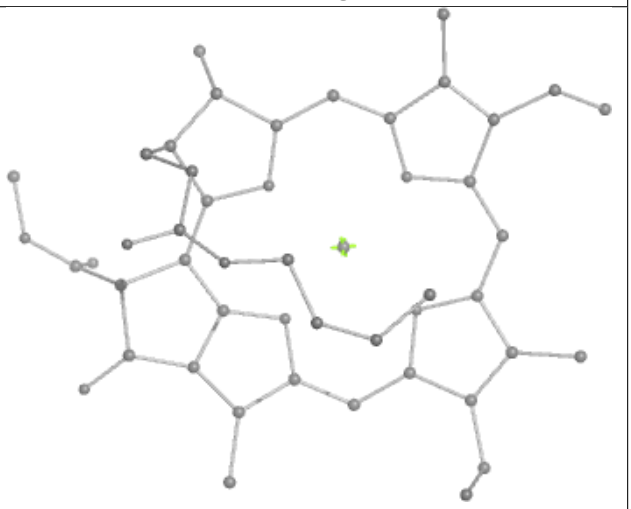

Rings

Ligand CLA C 513

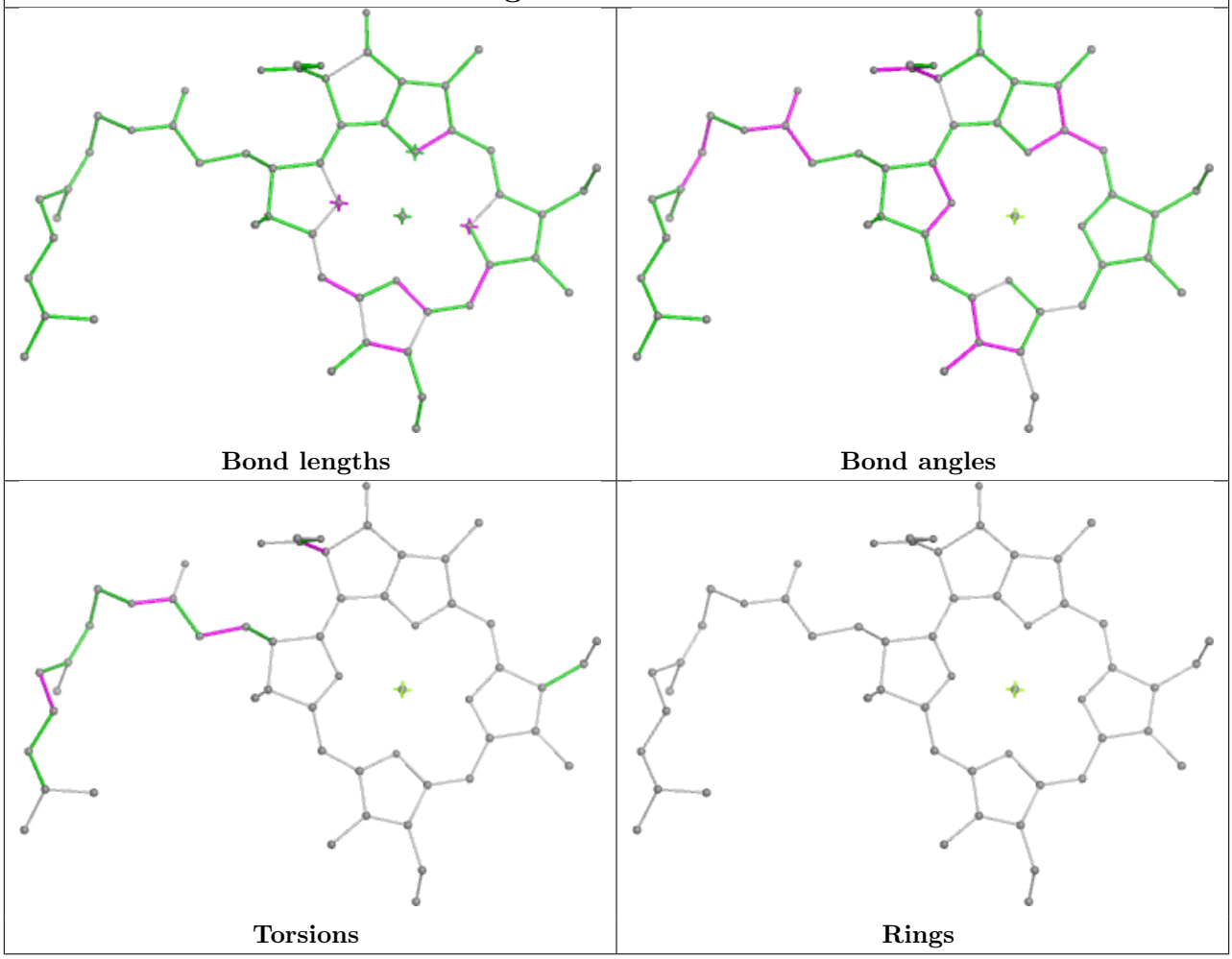

Ligand SQD L 101

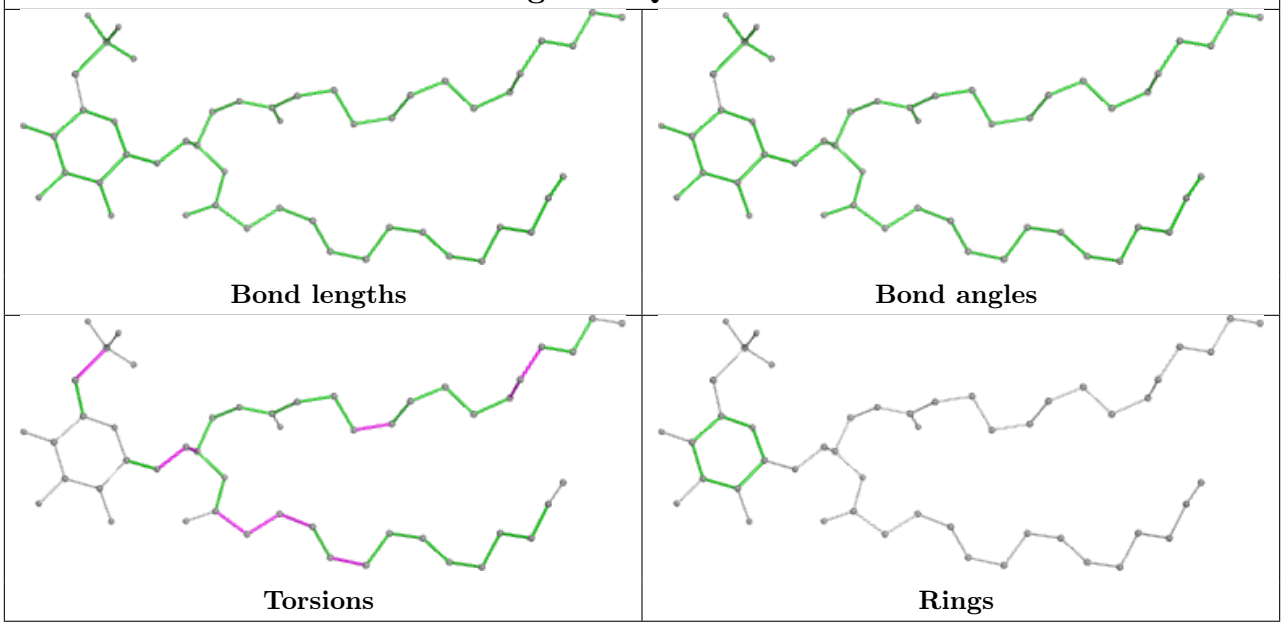

Ligand CLA 13 602

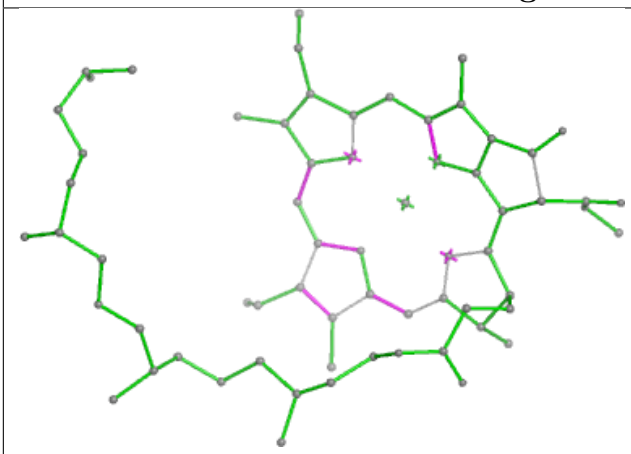

Bond lengths

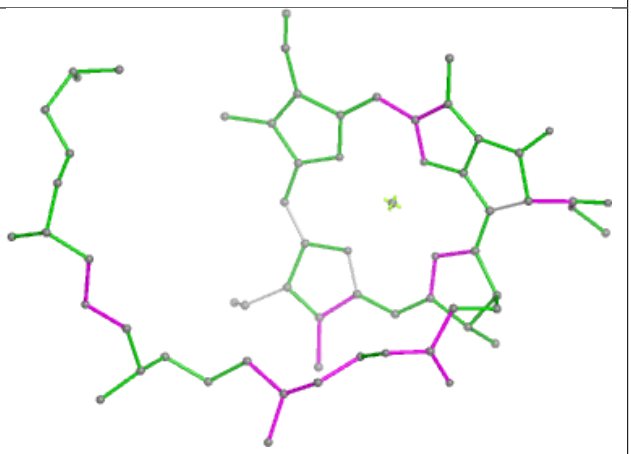

Bond angles

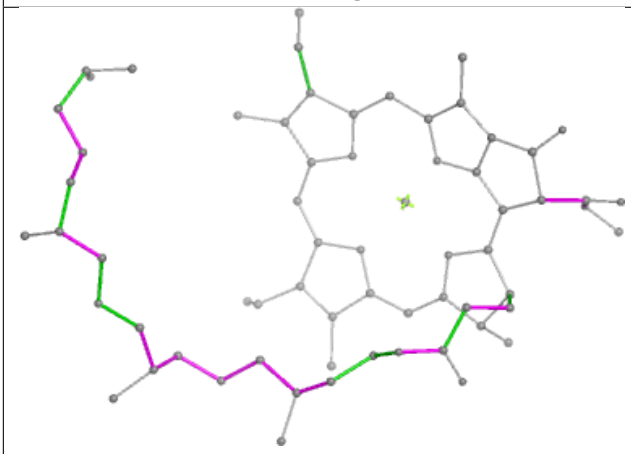

Torsions

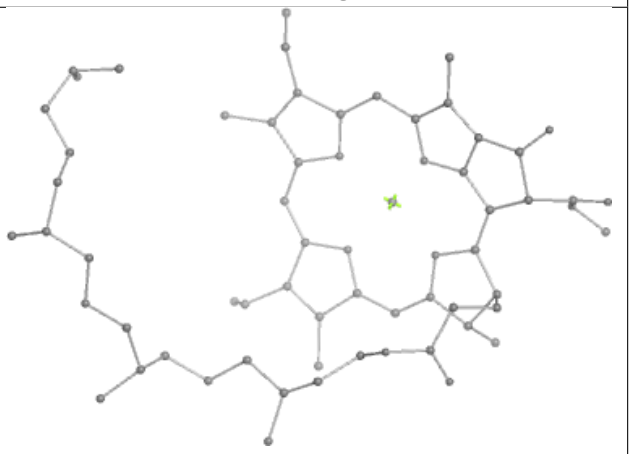

Rings

Ligand CLA 15 613	
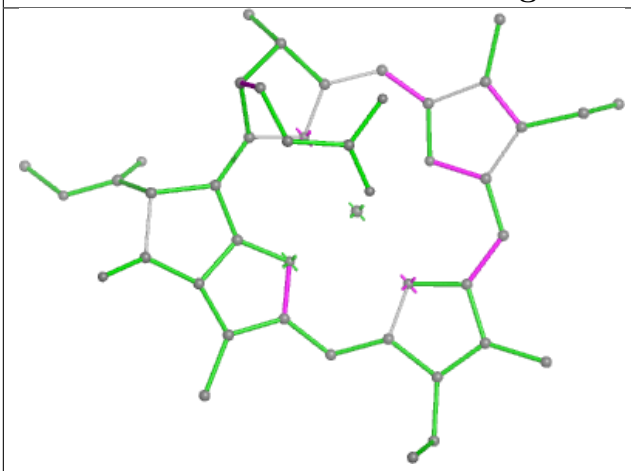	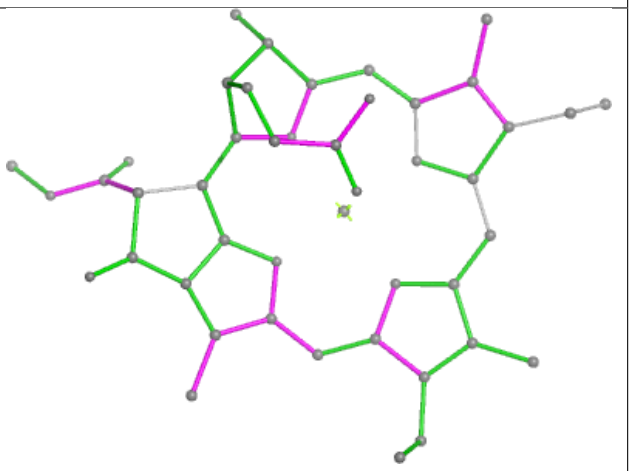
Bond lengths	**Bond angles**
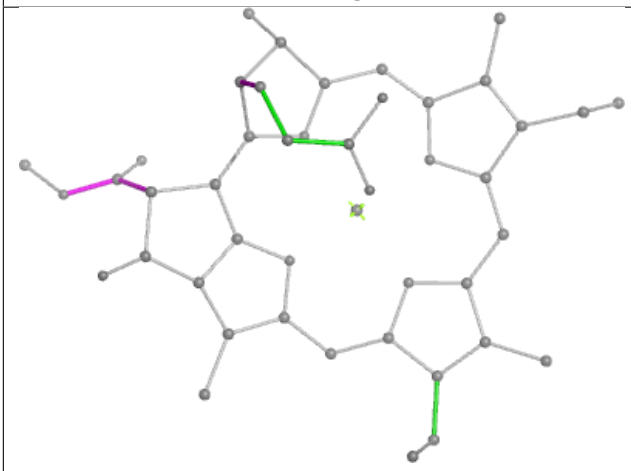	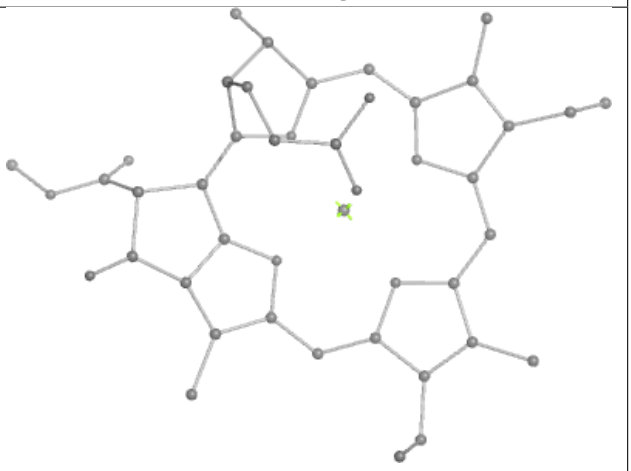
Torsions	**Rings**

Ligand CHL 12 607

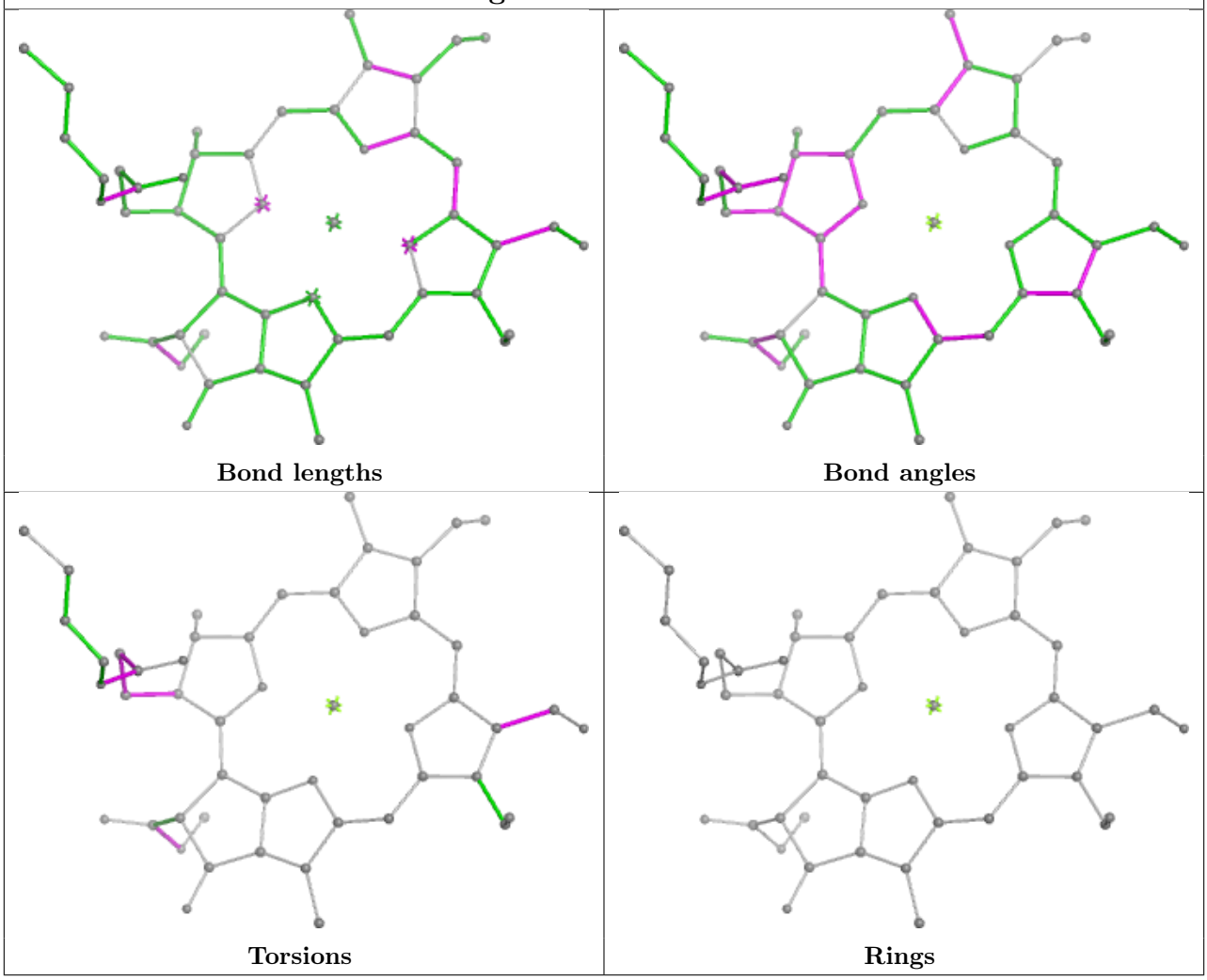

Ligand CLA 14 604

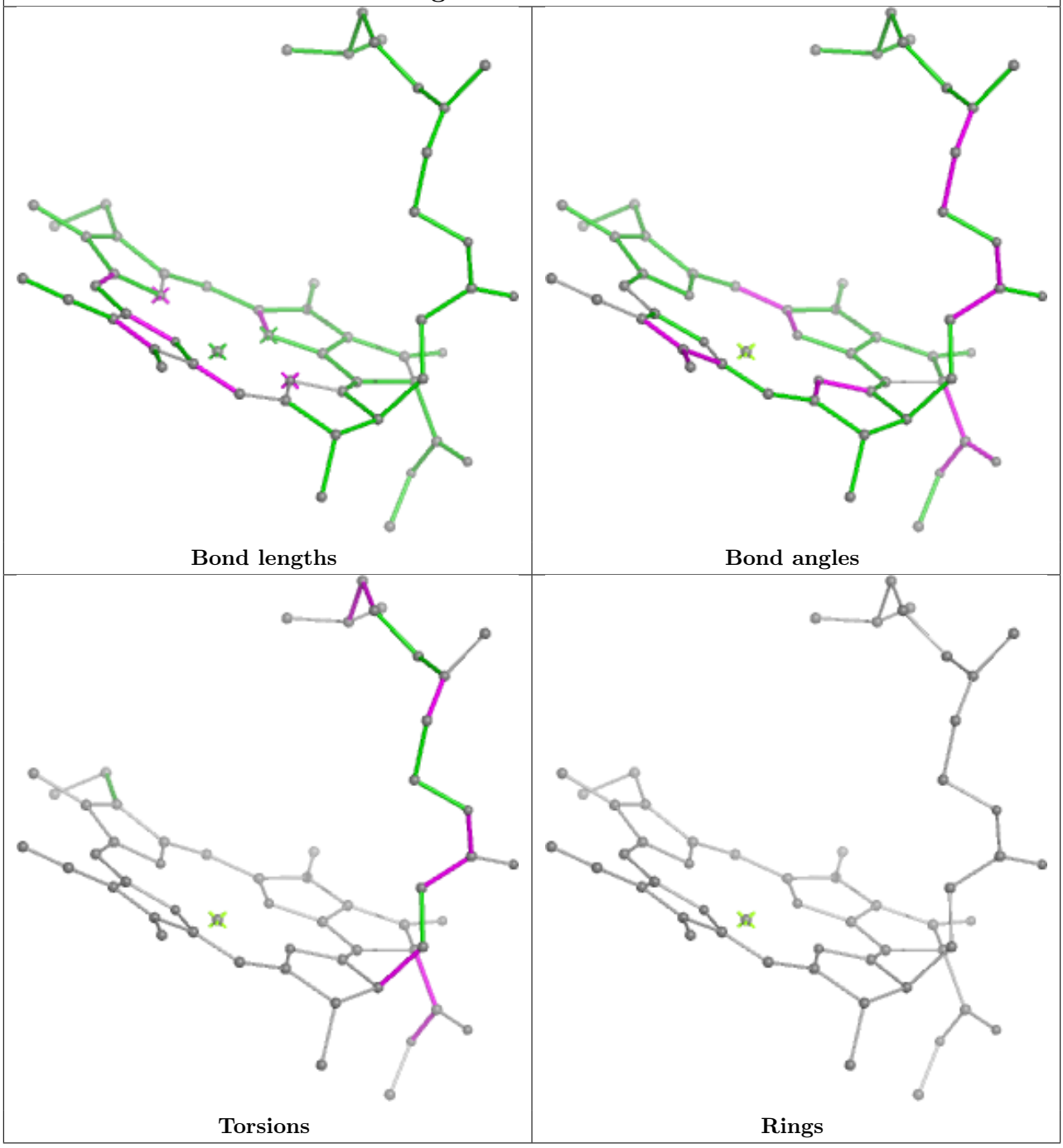

Ligand LUT 6 619

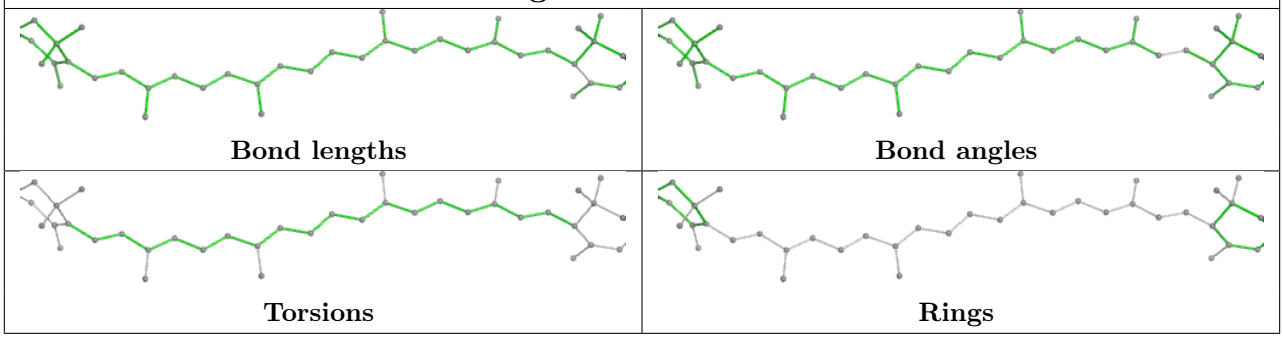

Ligand 3PH T 101

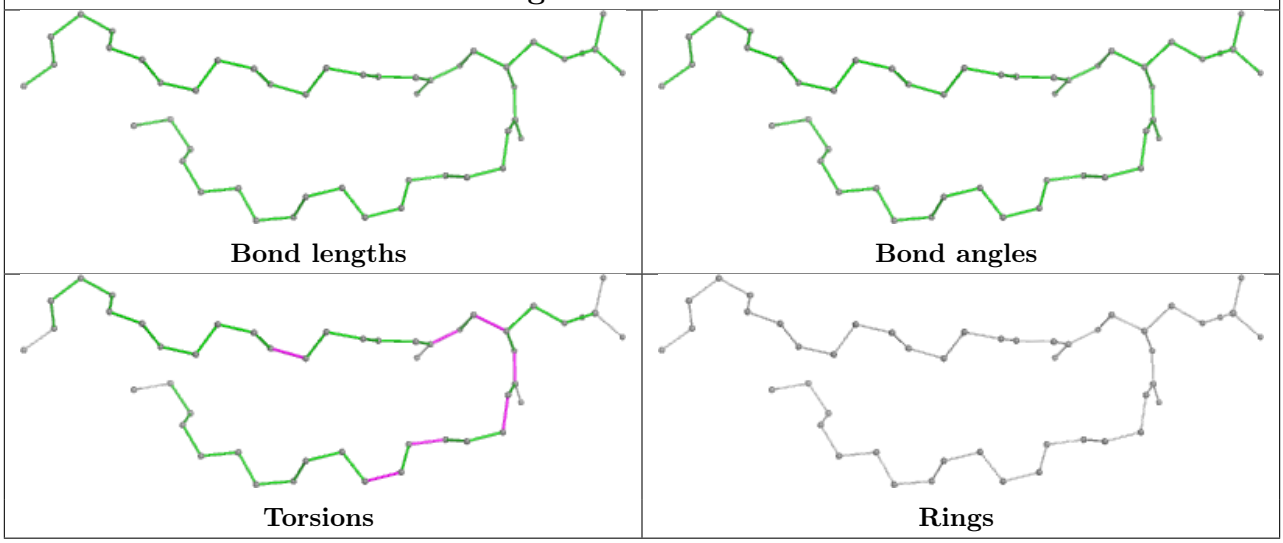

Ligand CLA s 603

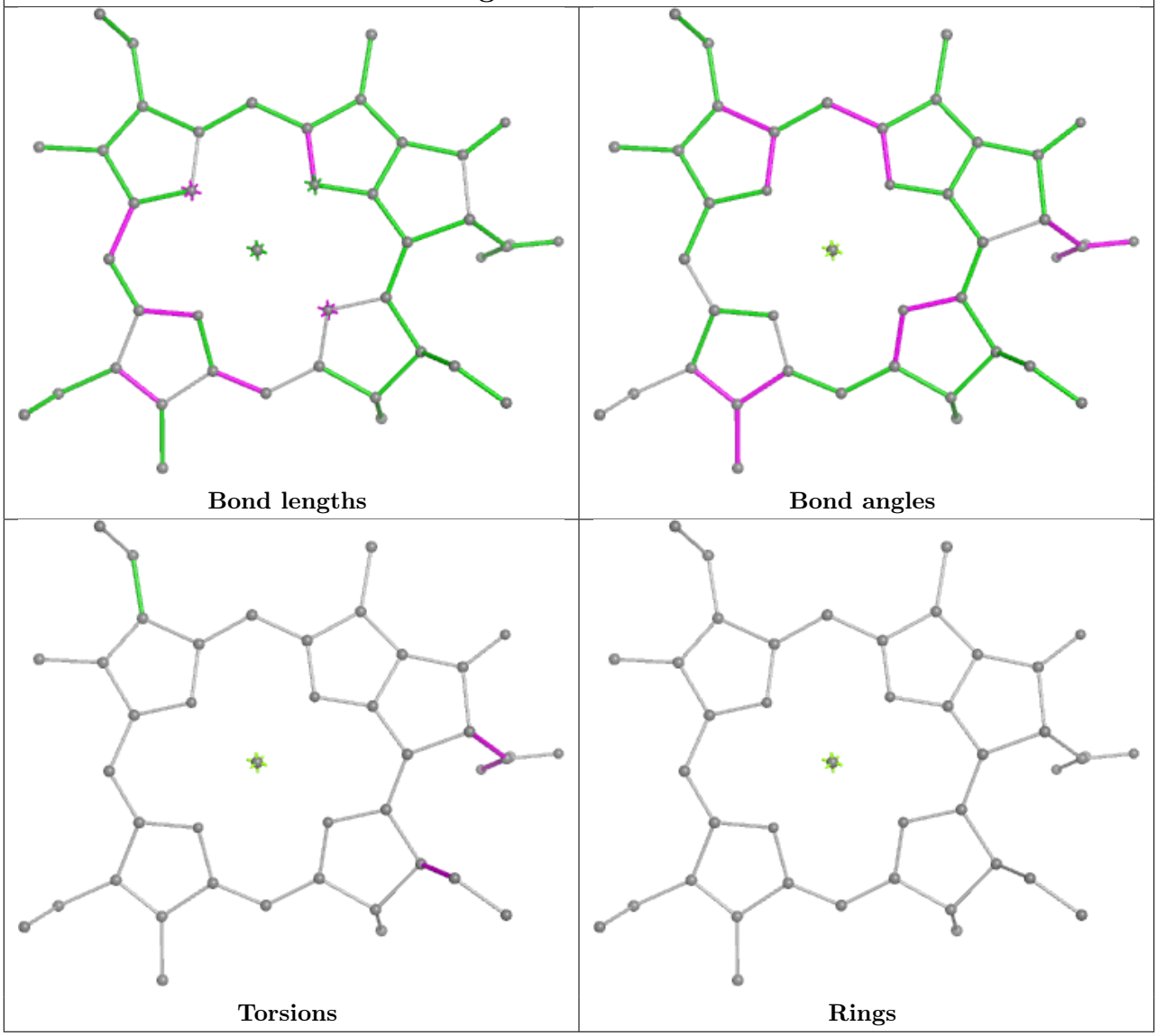

Ligand CLA g 604

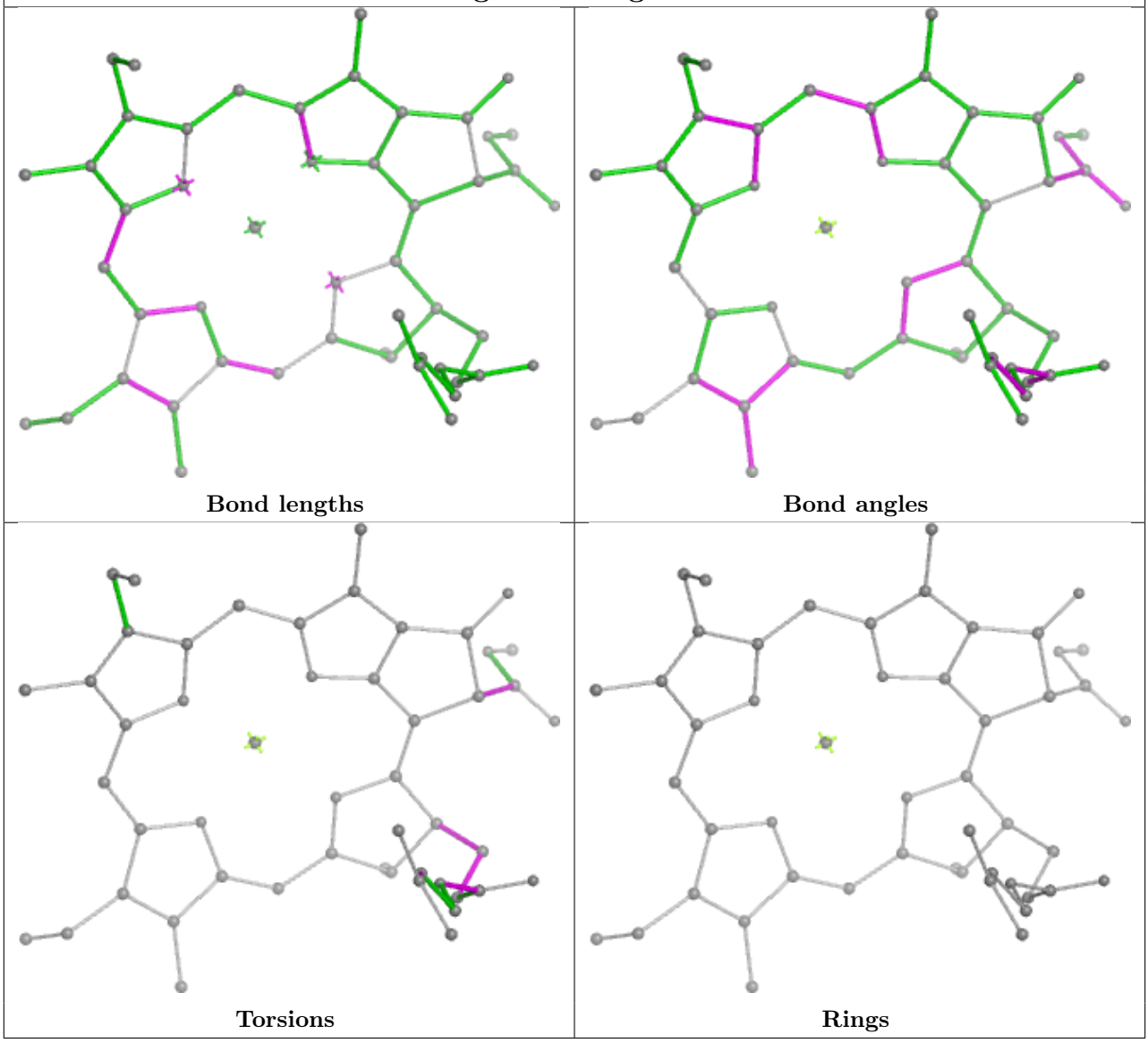

Ligand CHL 16 606	
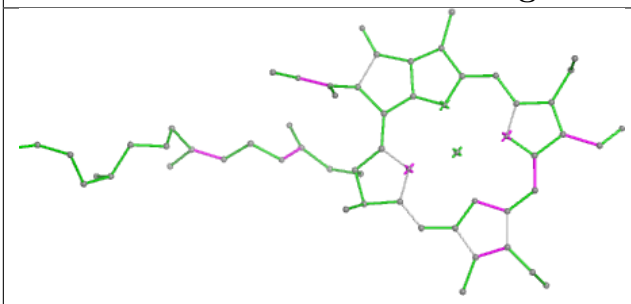 Bond lengths	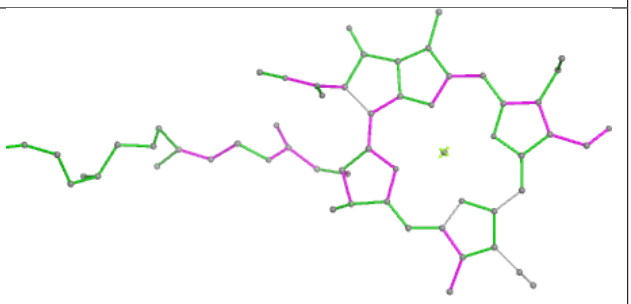 Bond angles
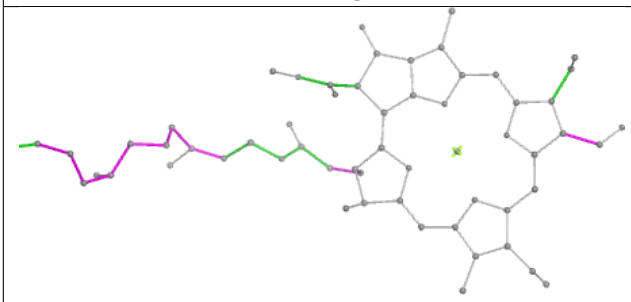 Torsions	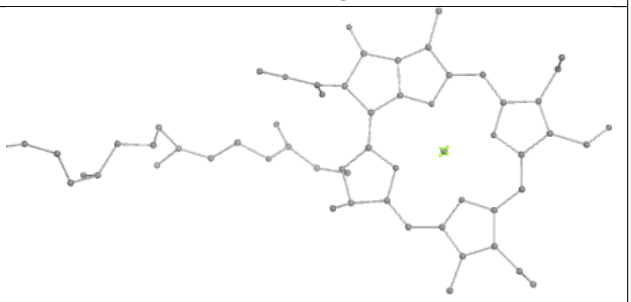 Rings

Ligand CLA y 613

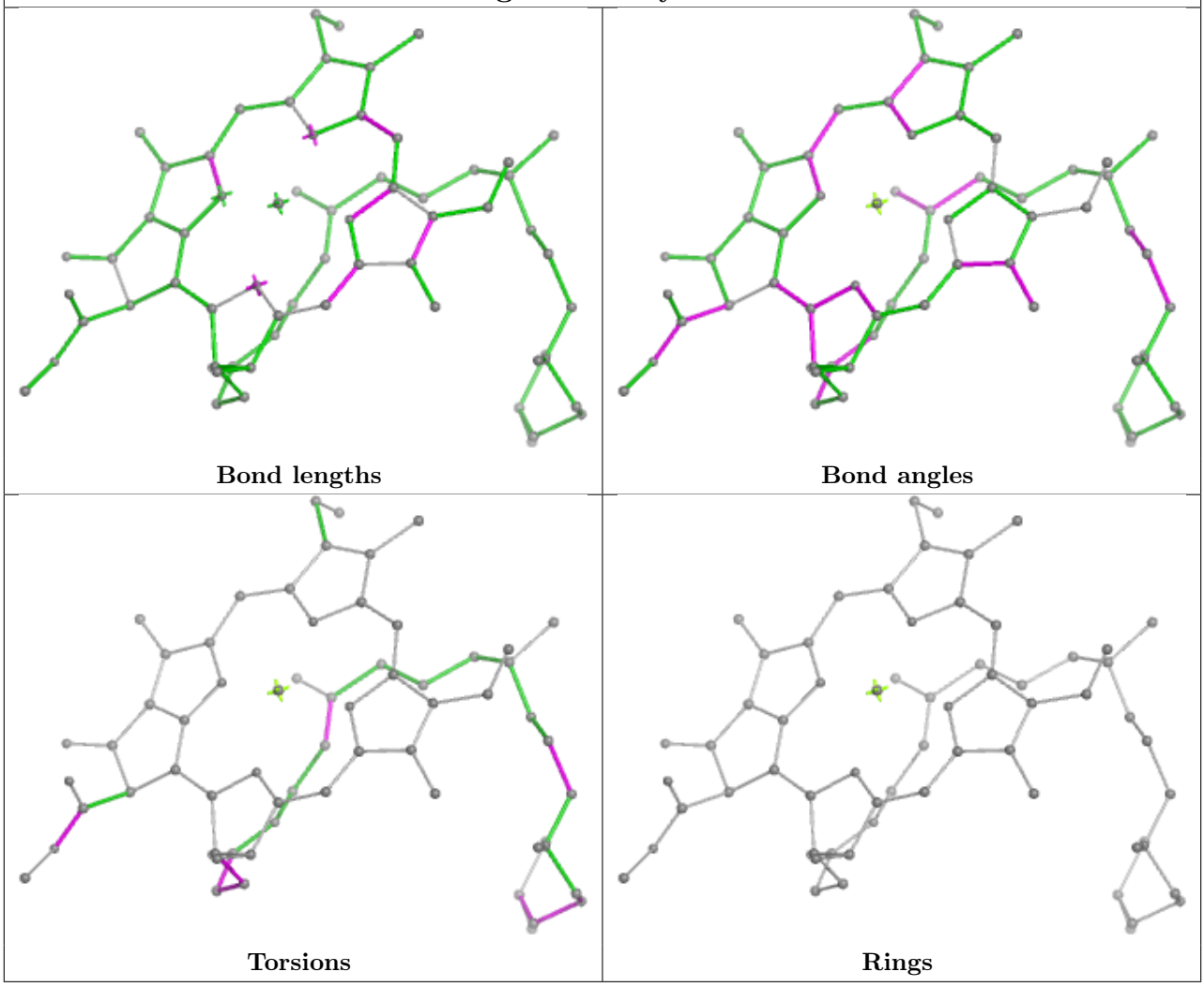

Ligand CLA s 605	
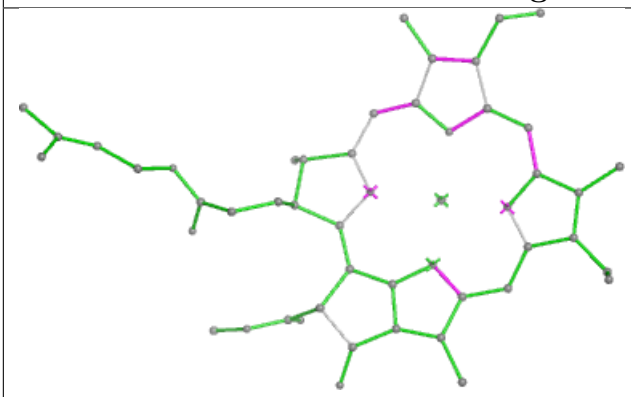 Bond lengths	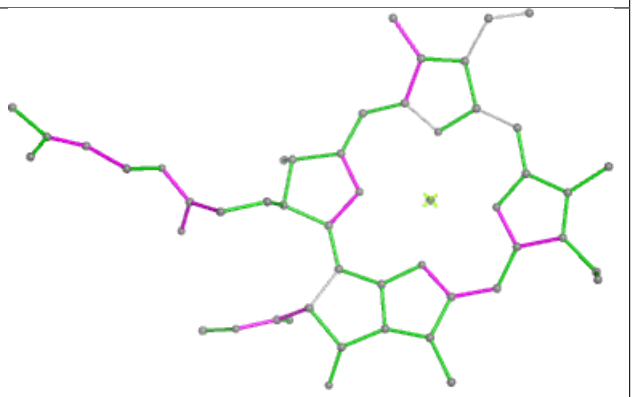 Bond angles
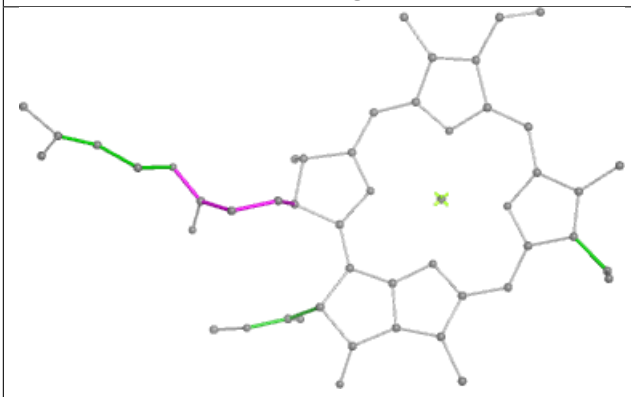 Torsions	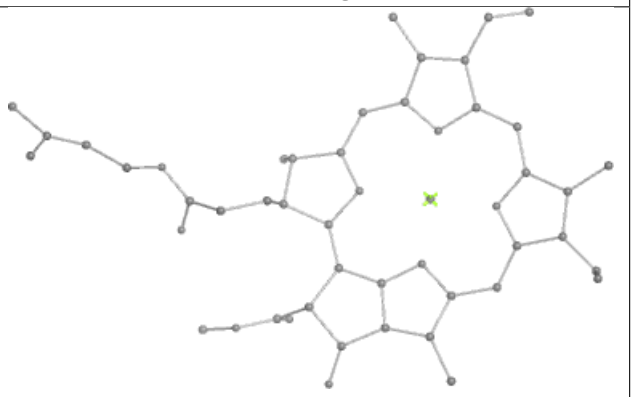 Rings

Ligand CLA c 503	
 Bond lengths	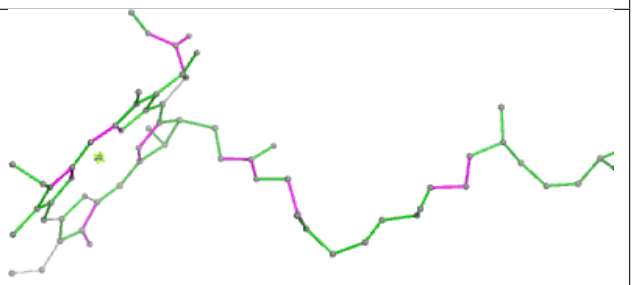 Bond angles
 Torsions	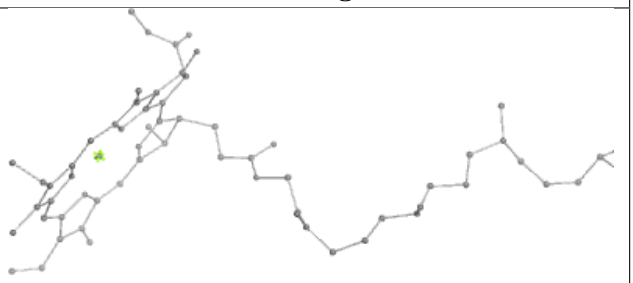 Rings

Ligand CLA s 611	
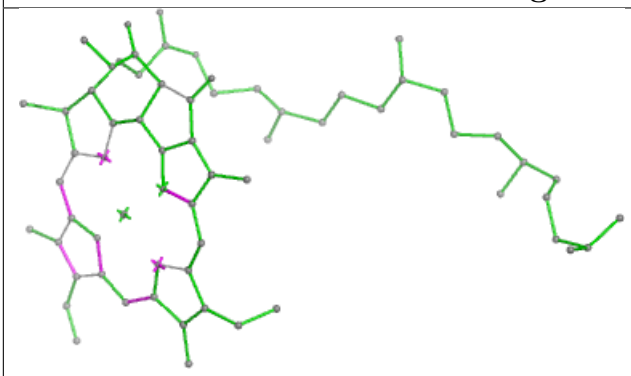 Bond lengths	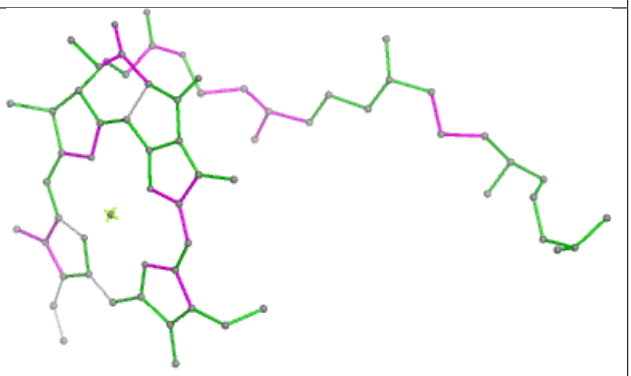 Bond angles
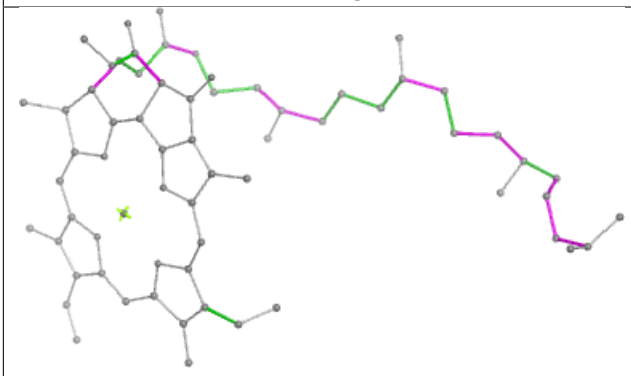 Torsions	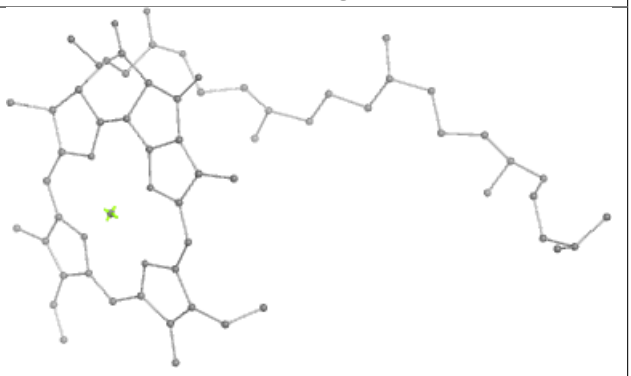 Rings

Ligand CHL 16 608

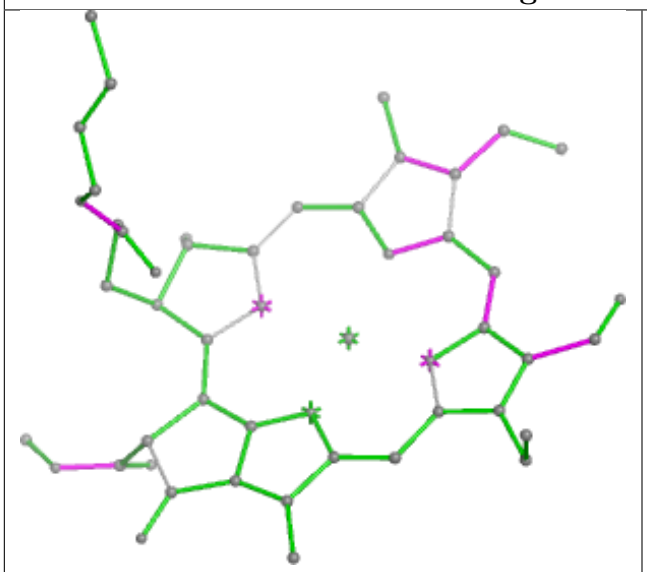

Bond lengths

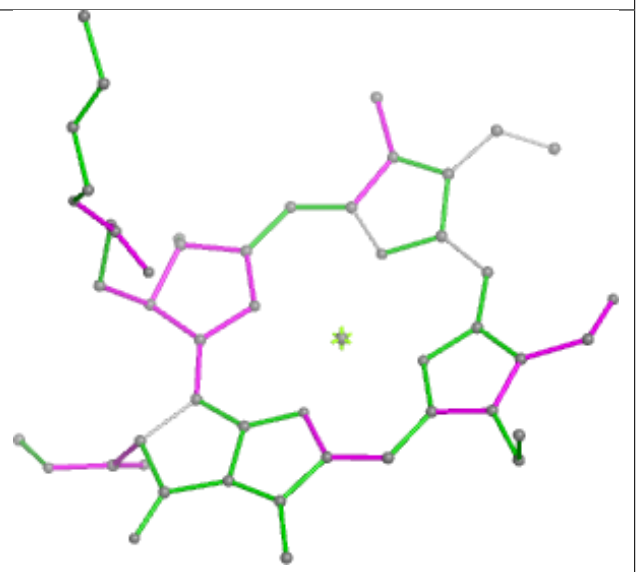

Bond angles

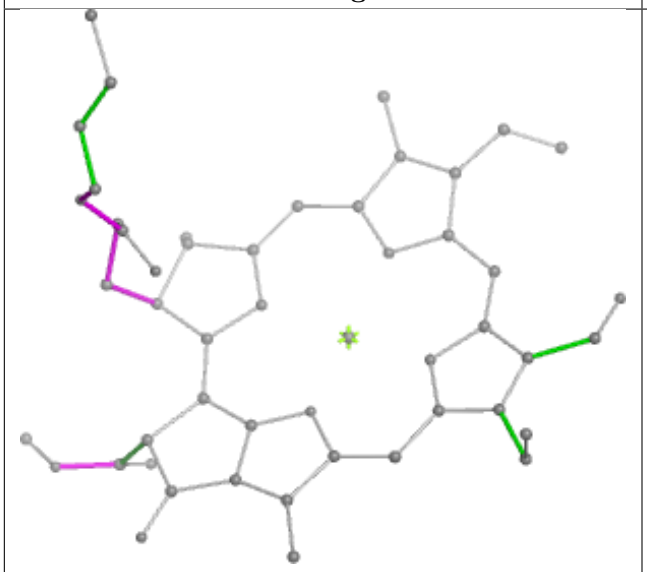

Torsions

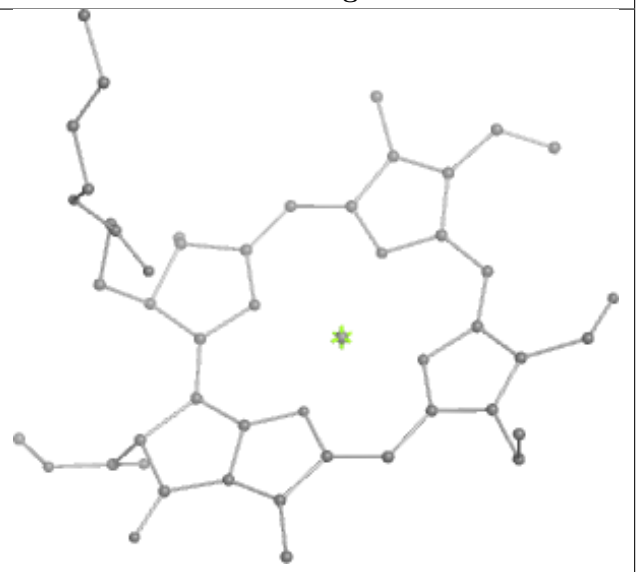

Rings

Ligand LMG B 622



Bond lengths



Bond angles



Torsions

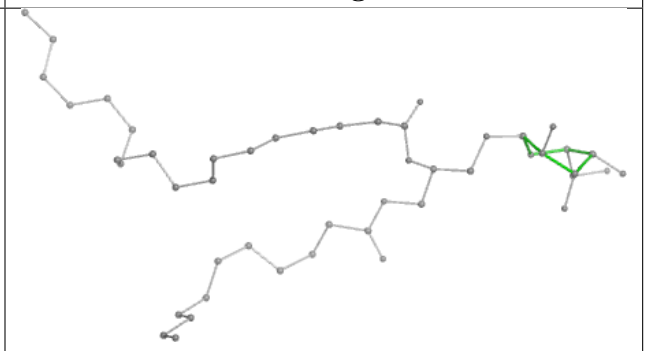

Rings

Ligand BCR C 515

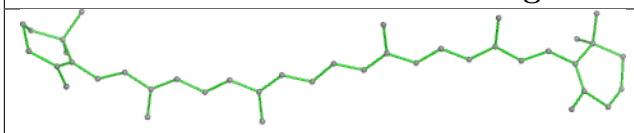

Bond lengths

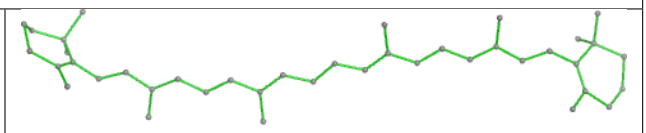

Bond angles

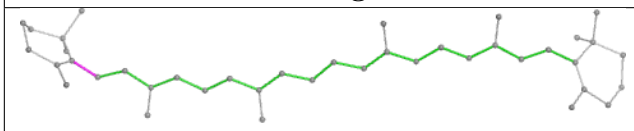

Torsions

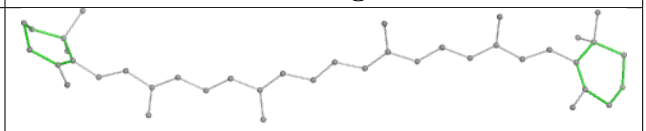

Rings

Ligand LUT 13 618

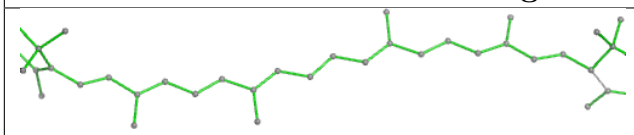

Bond lengths

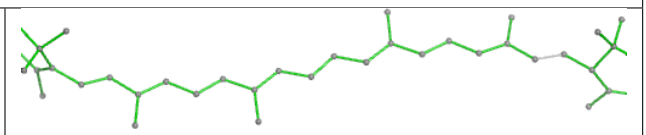

Bond angles



Torsions

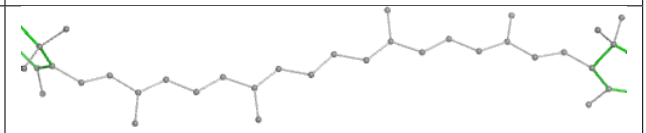

Rings

Ligand CHL Y 605	
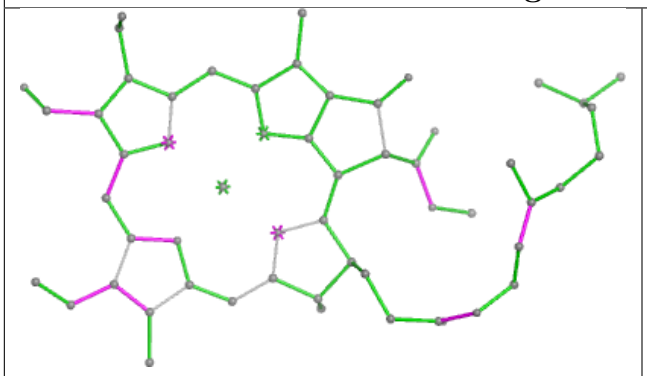 Bond lengths	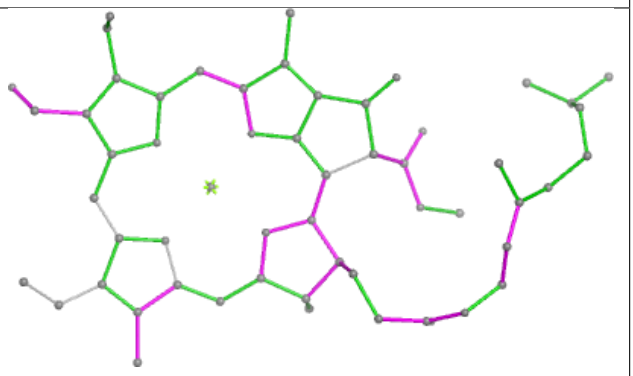 Bond angles
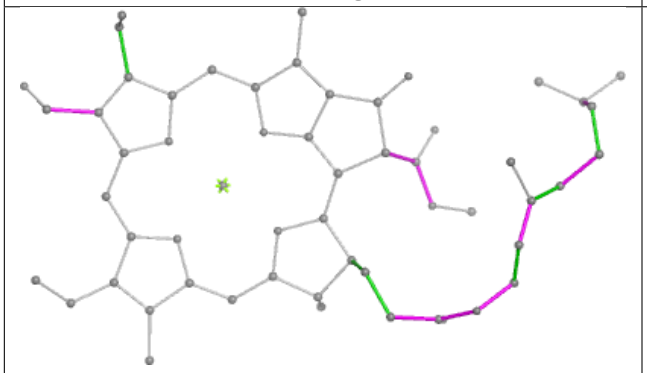 Torsions	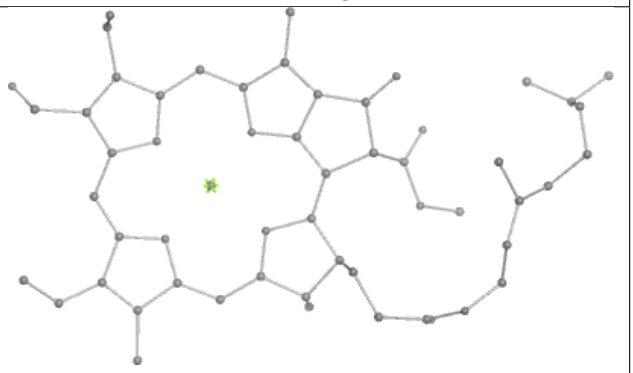 Rings

Ligand CHL 1 609

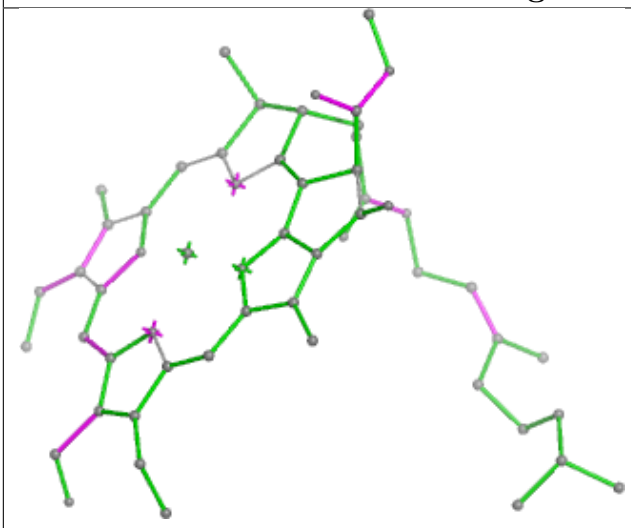

Bond lengths

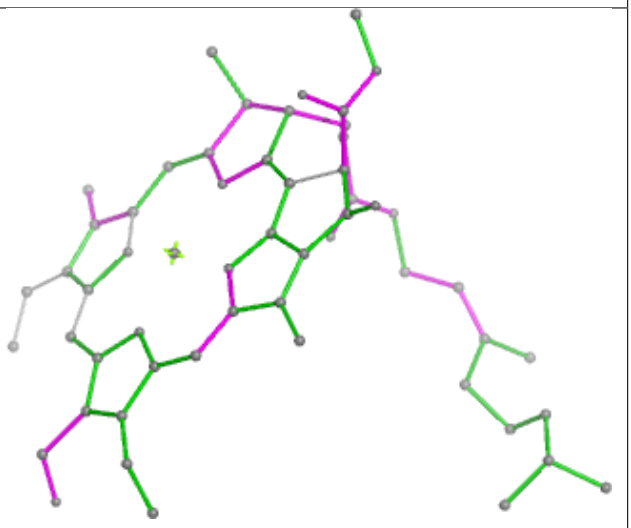

Bond angles

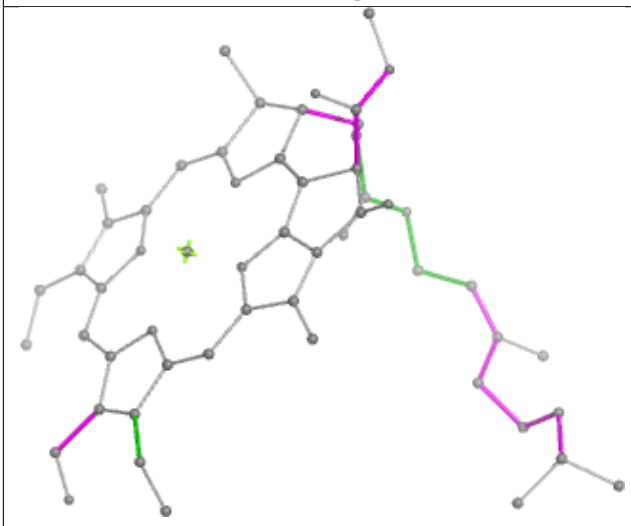

Torsions

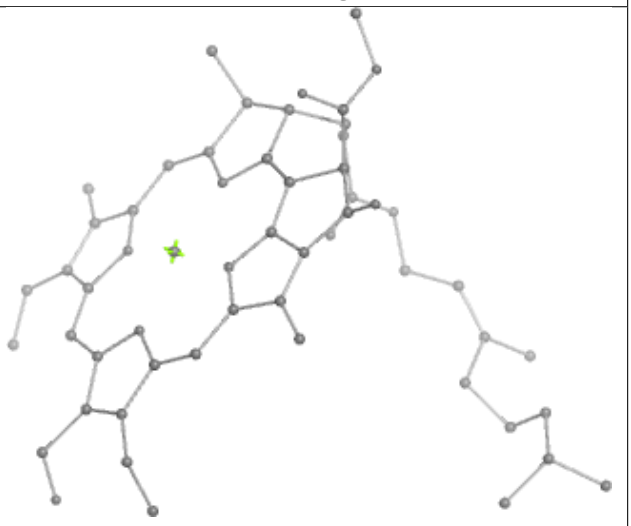

Rings

Ligand CHL Y 607

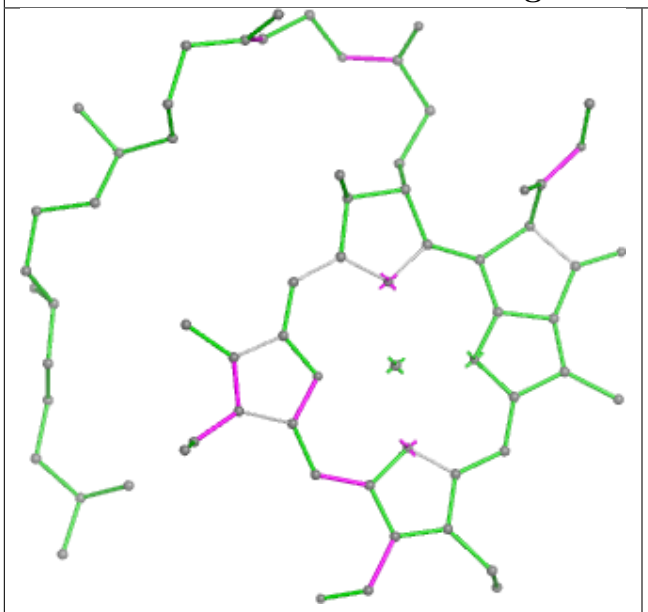

Bond lengths

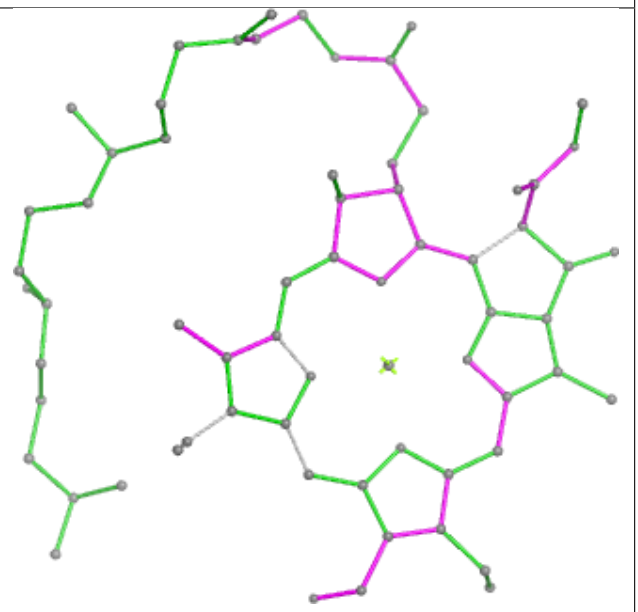

Bond angles

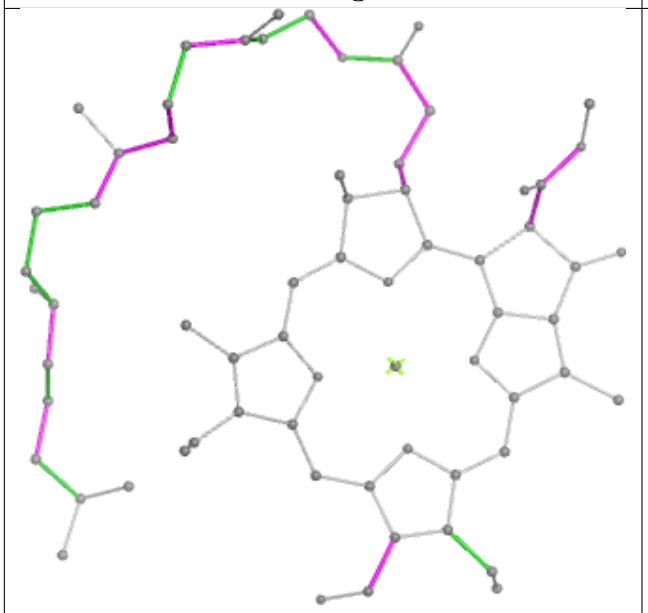

Torsions

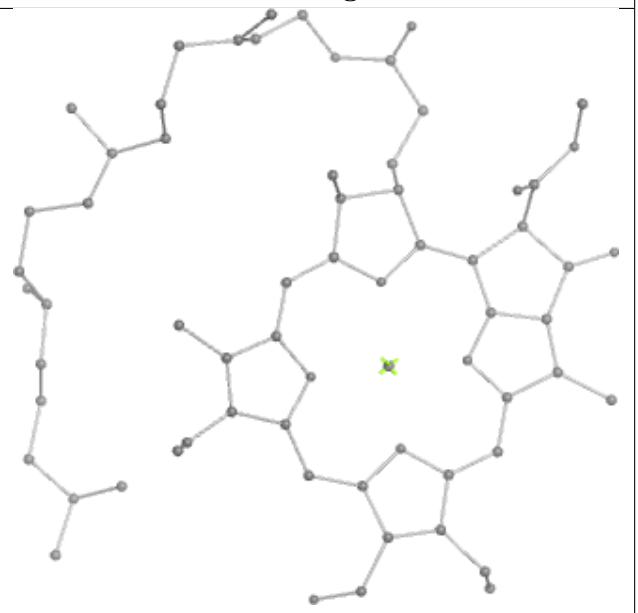

Rings

Ligand CLA 2 613

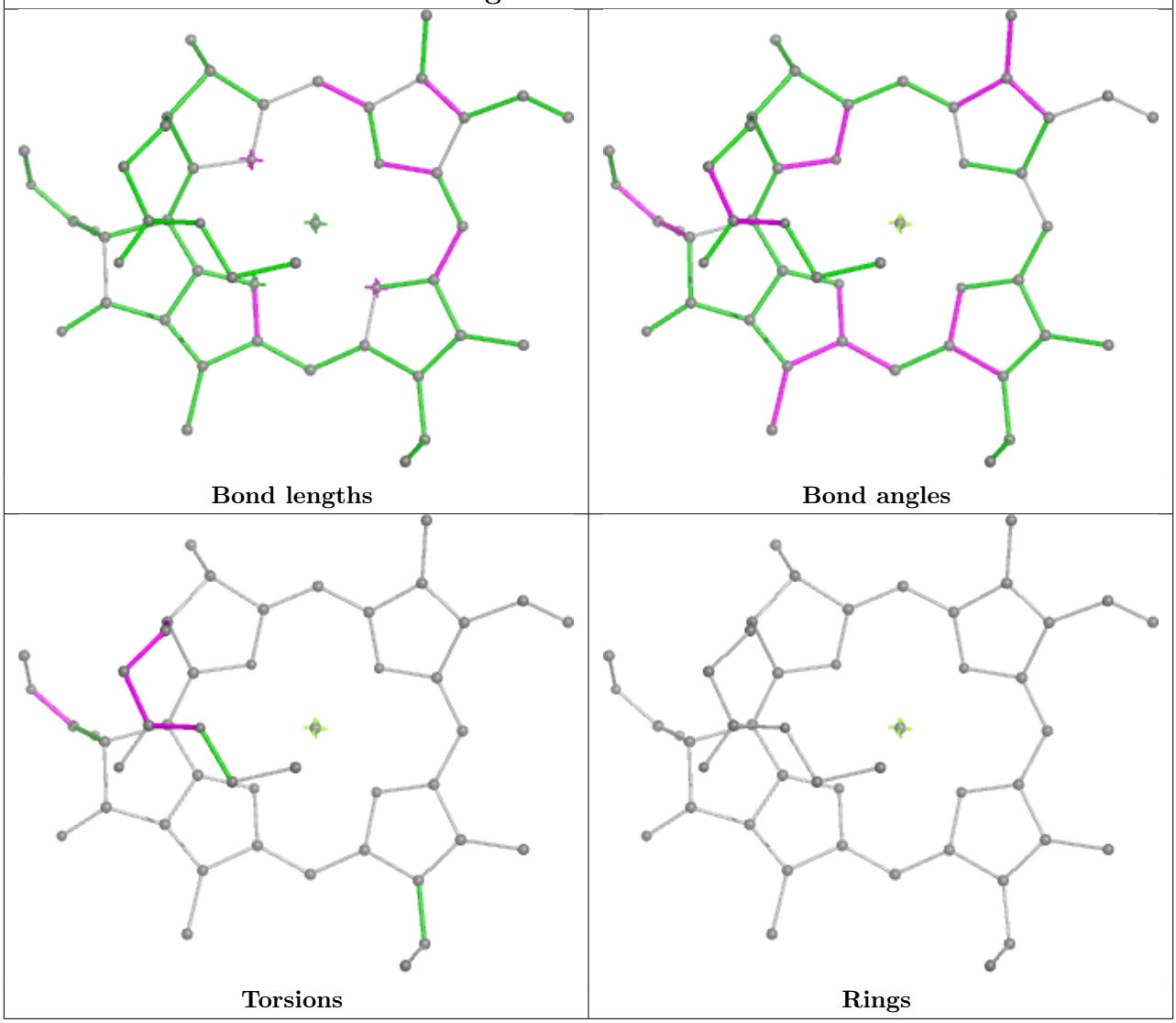

Ligand CLA y 614

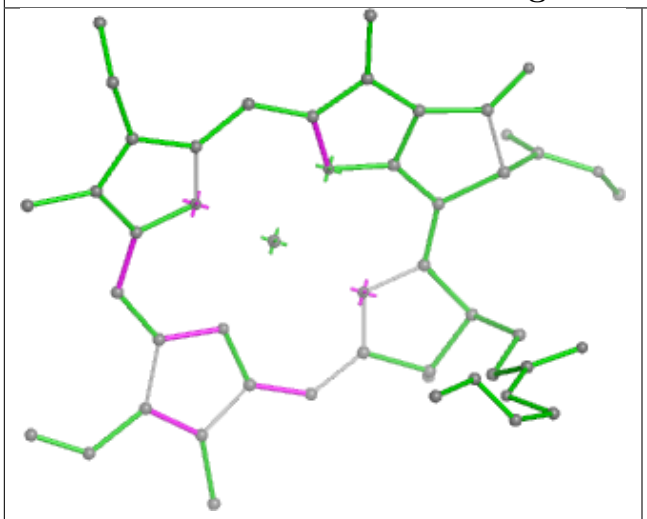

Bond lengths

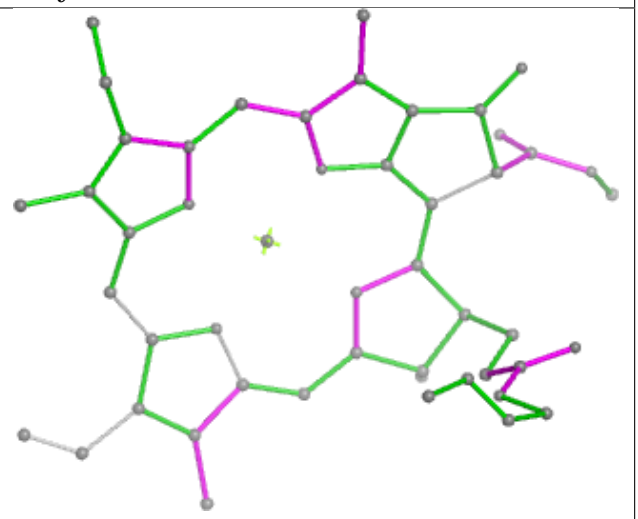

Bond angles

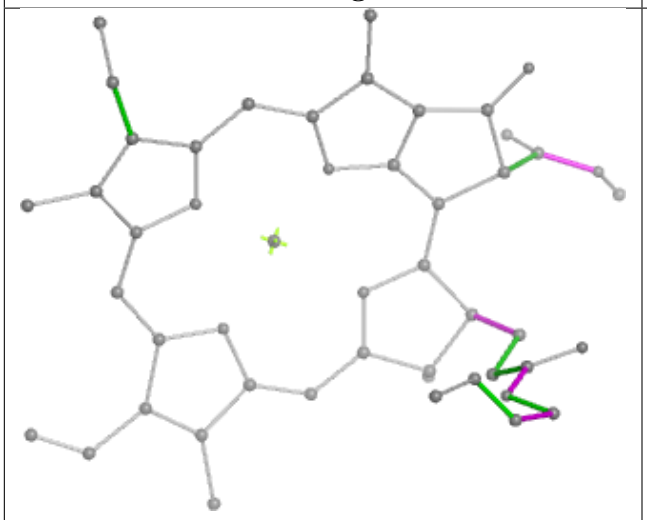

Torsions

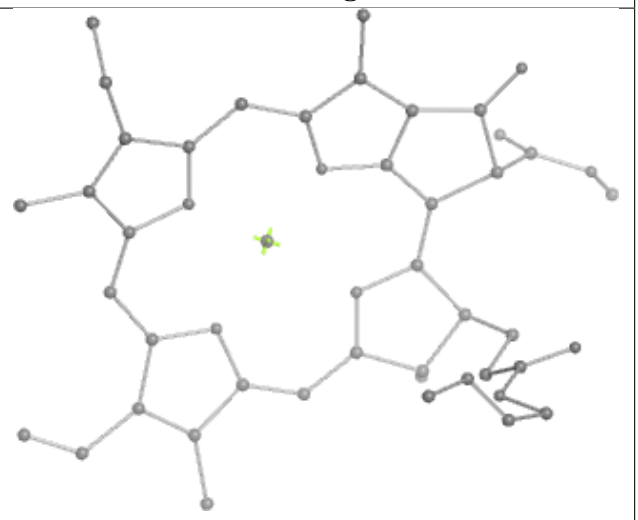

Rings

Ligand CLA 5 613

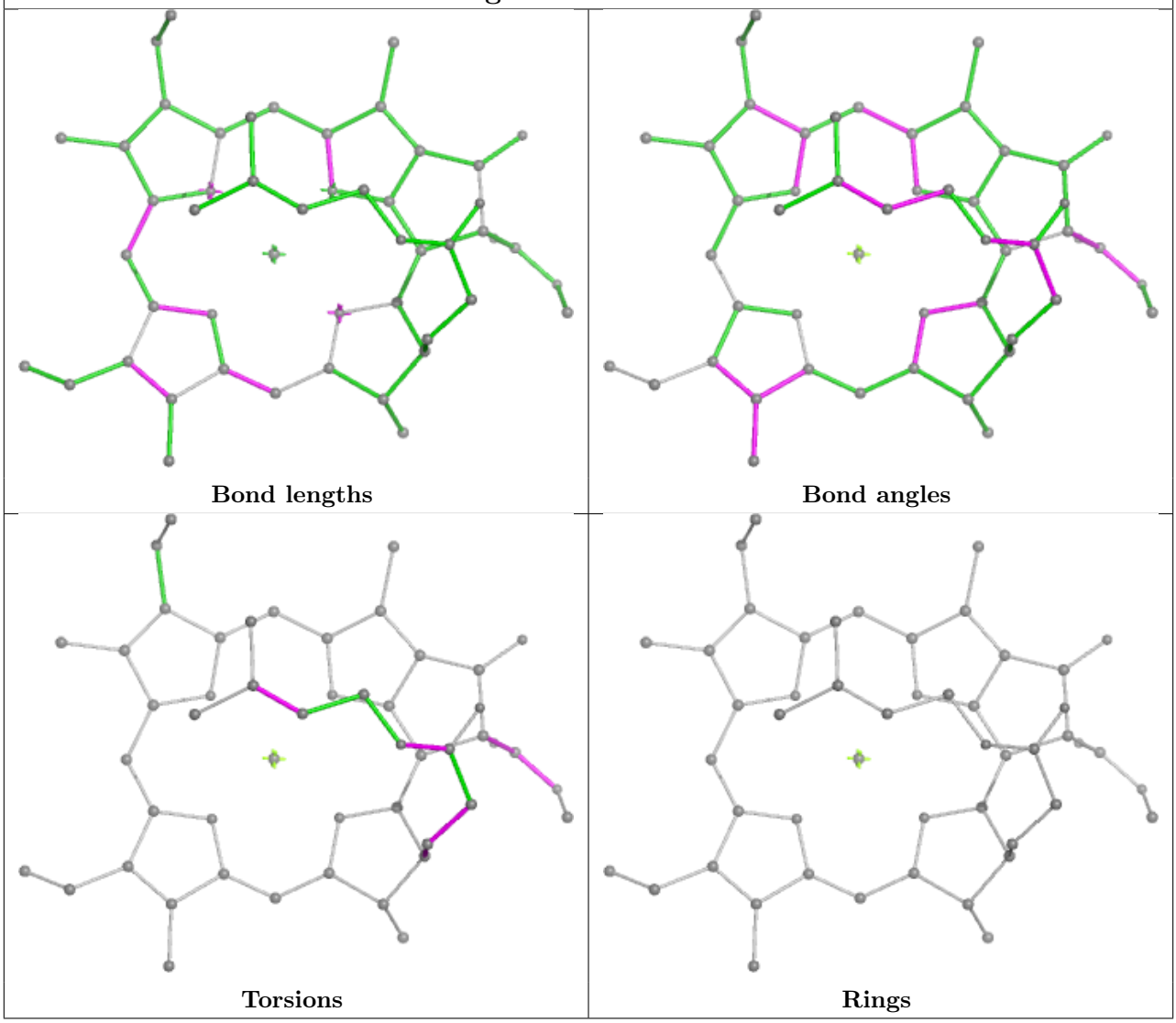

Ligand CLA 11 613

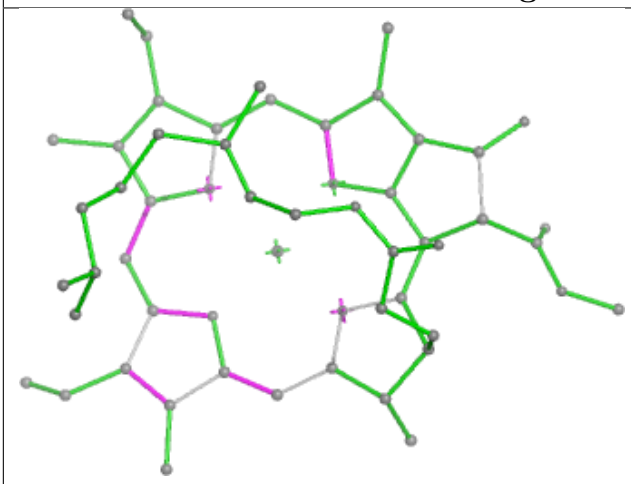

Bond lengths

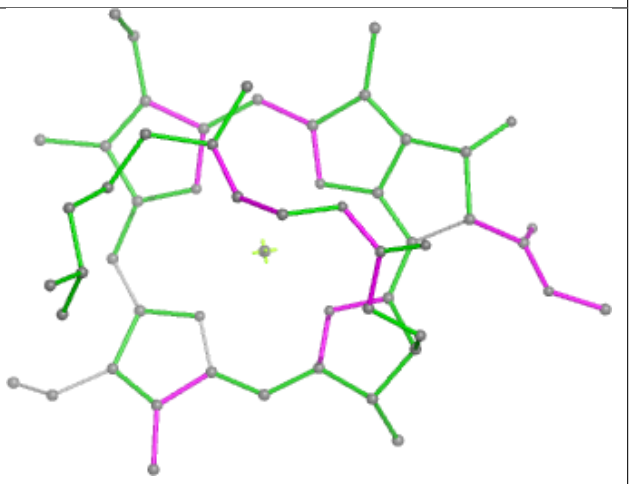

Bond angles

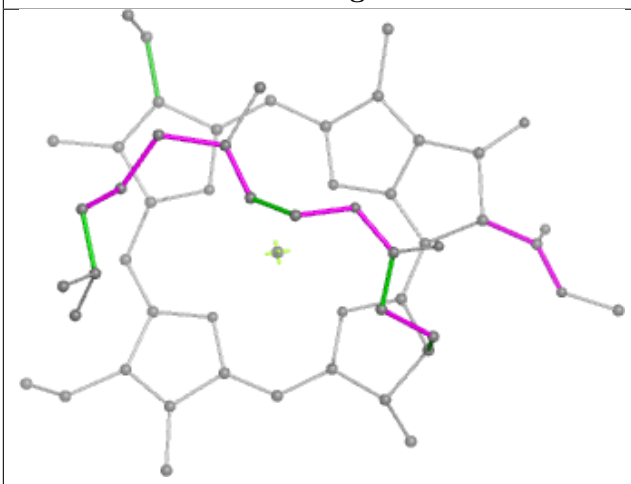

Torsions

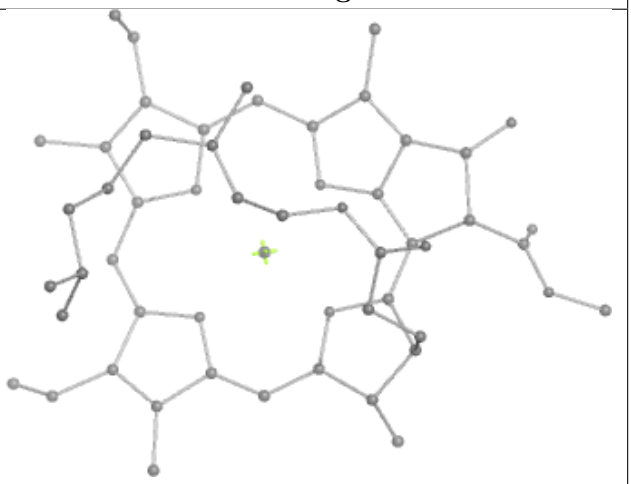

Rings

Ligand LHG y 616

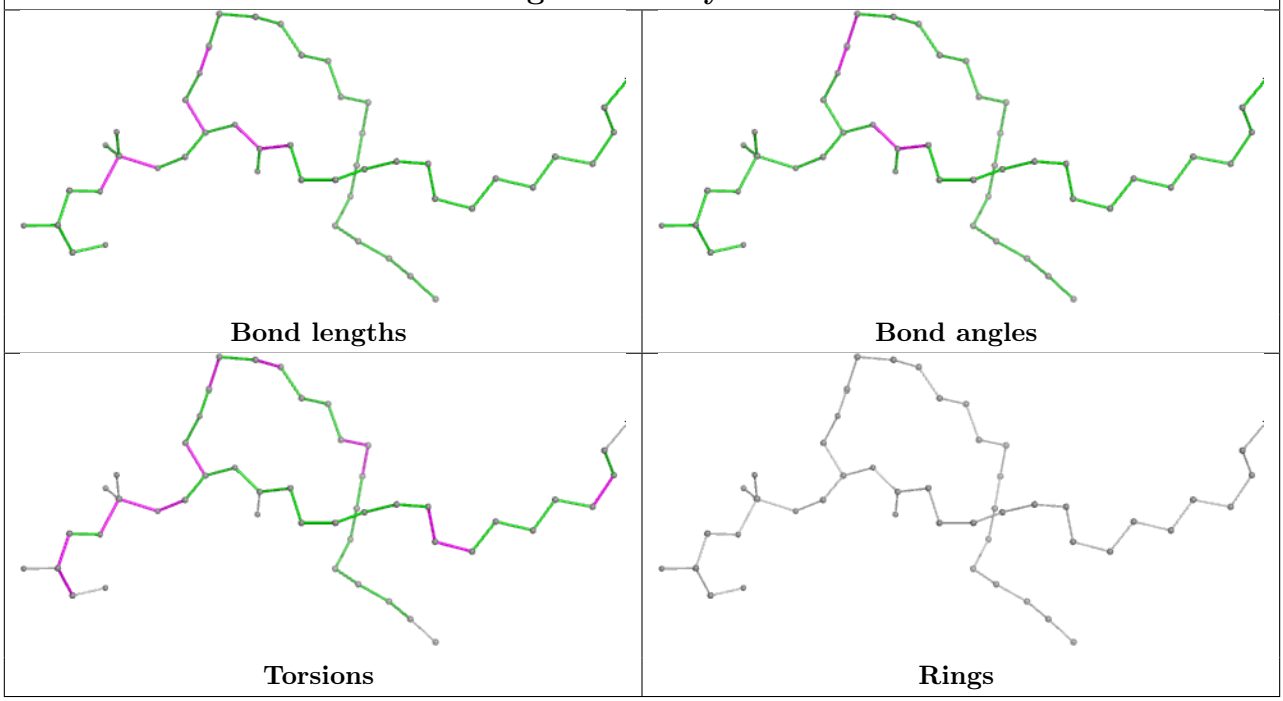

Ligand 3PH 7 201

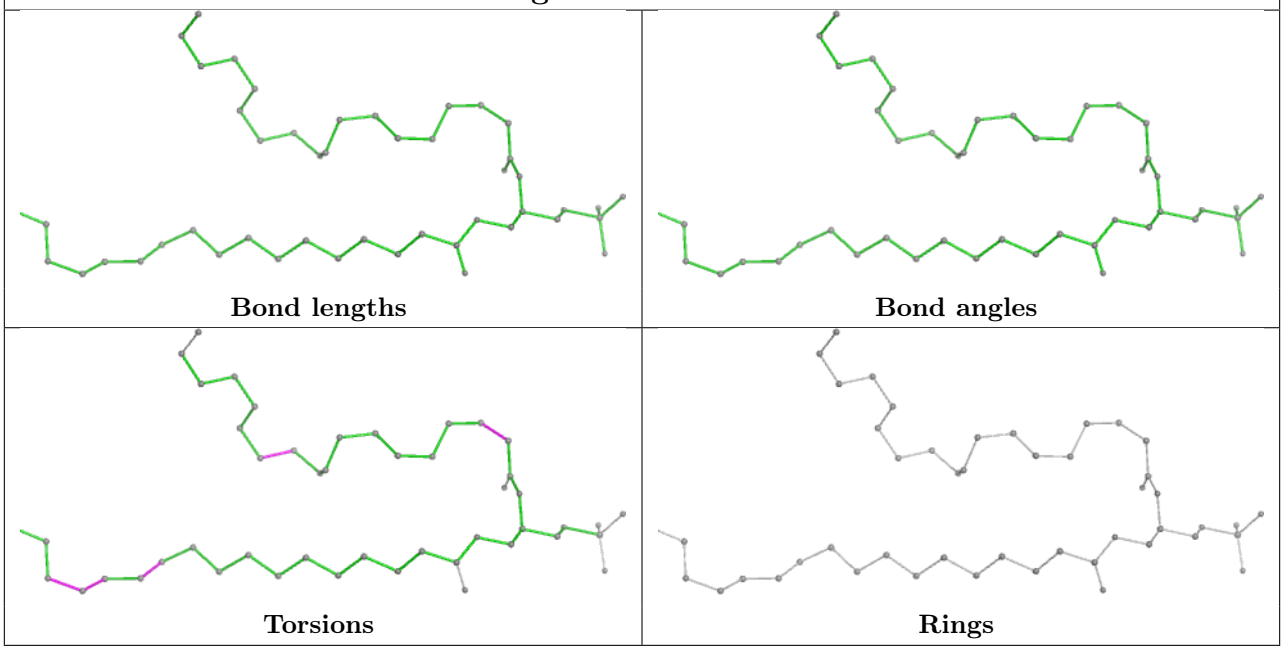

Ligand CLA 6 614

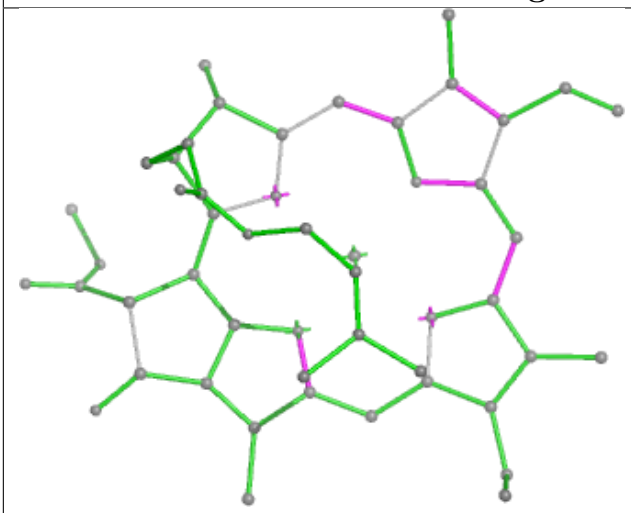

Bond lengths

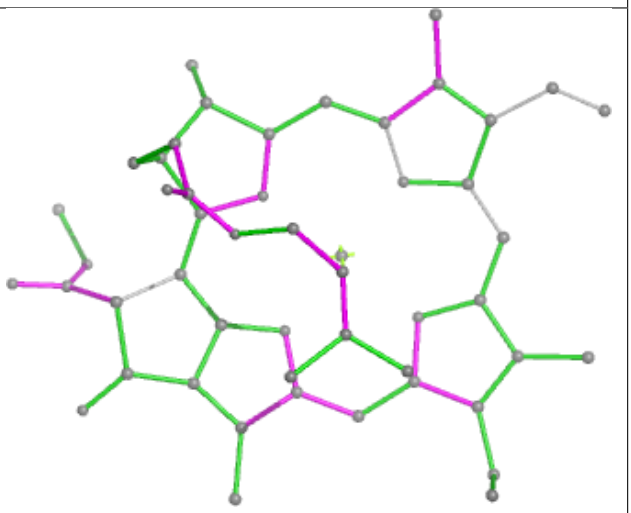

Bond angles

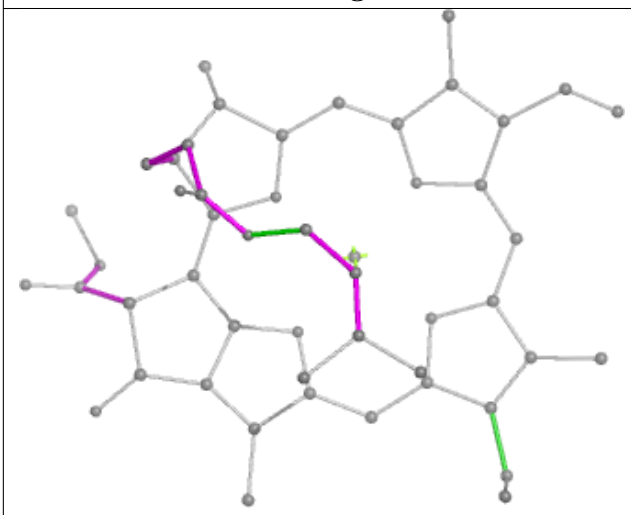

Torsions

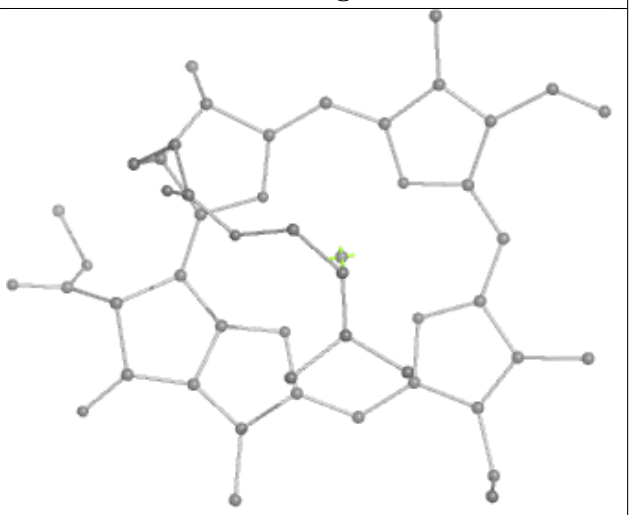

Rings

Ligand CHL 14 606

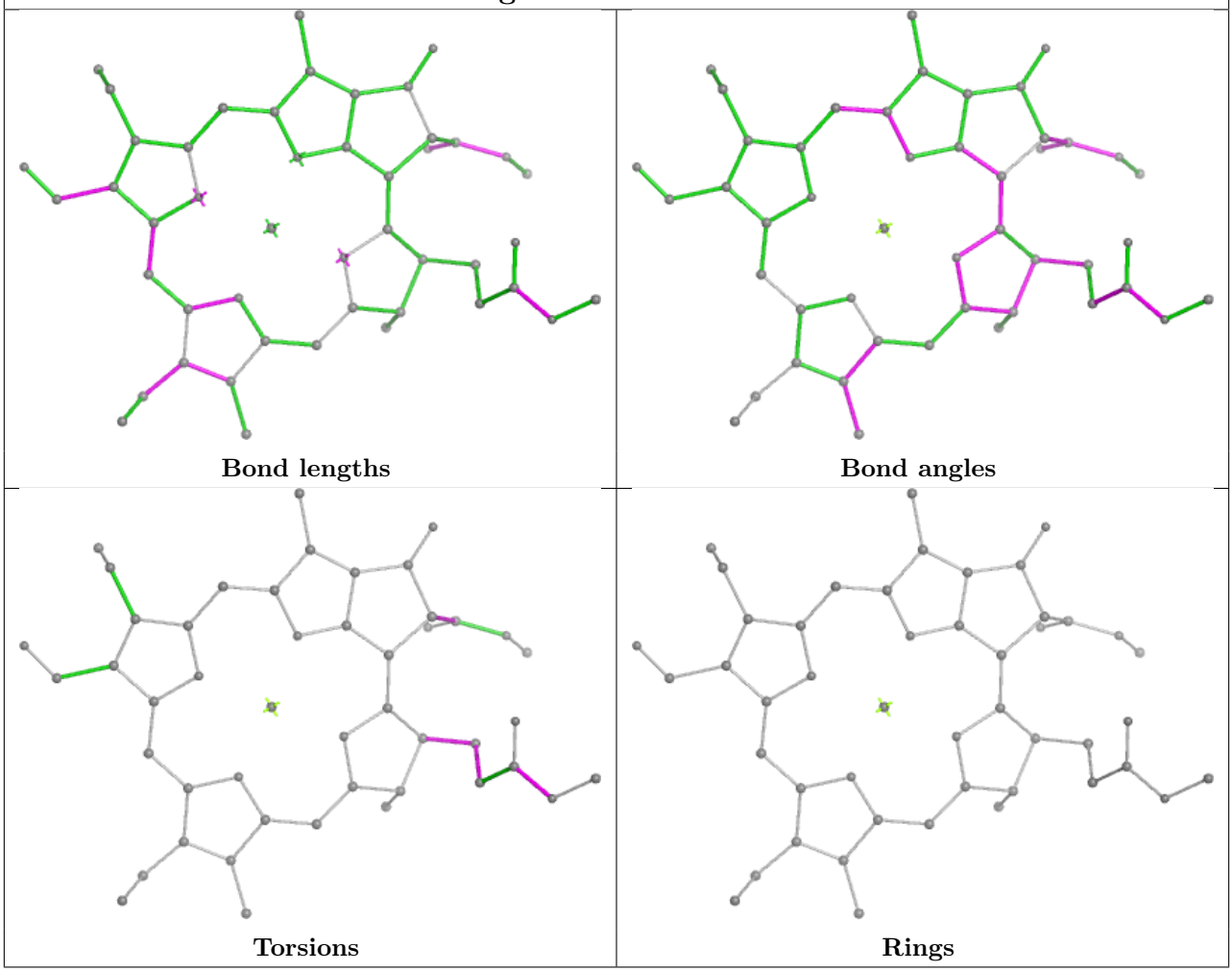

Ligand CLA B 605

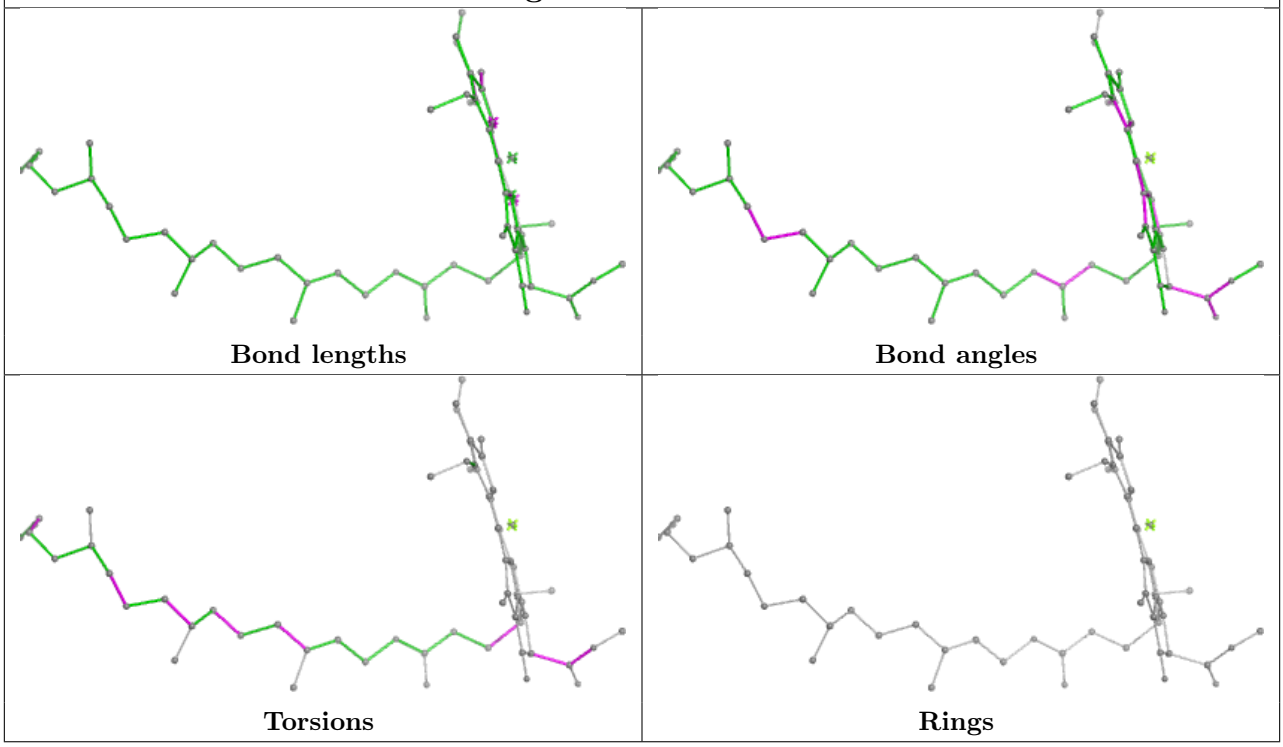

Ligand CLA C 514

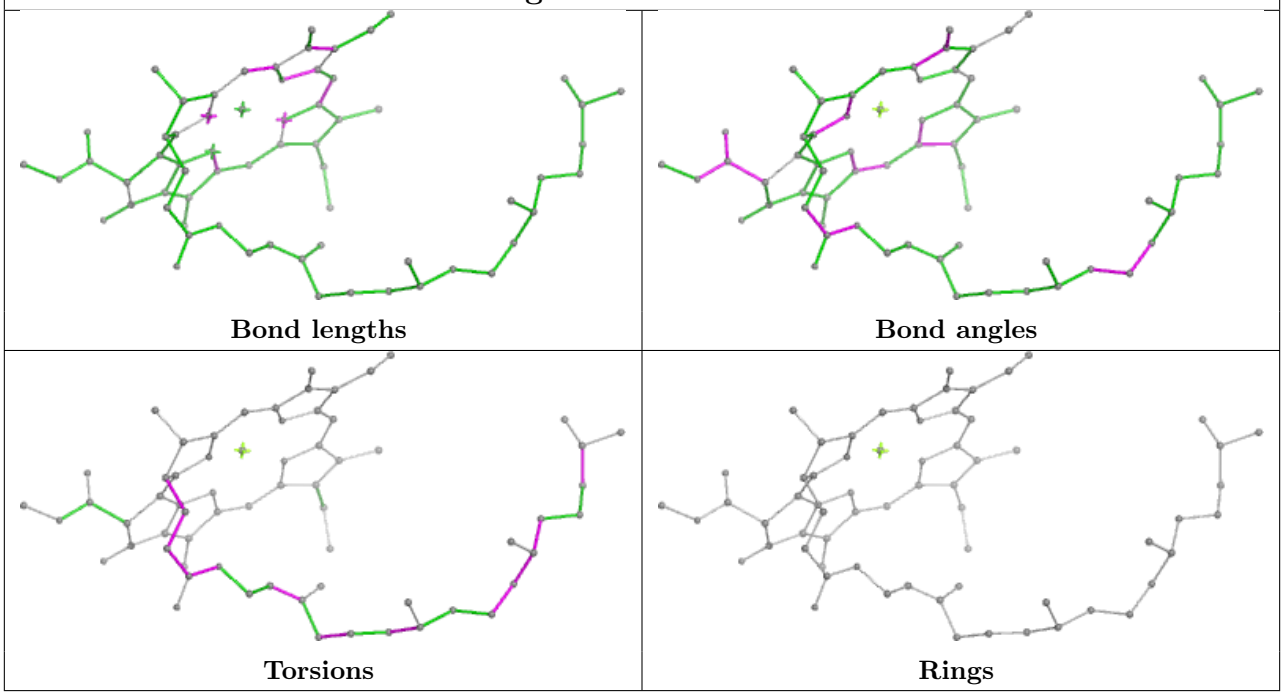

Ligand CLA G 602	
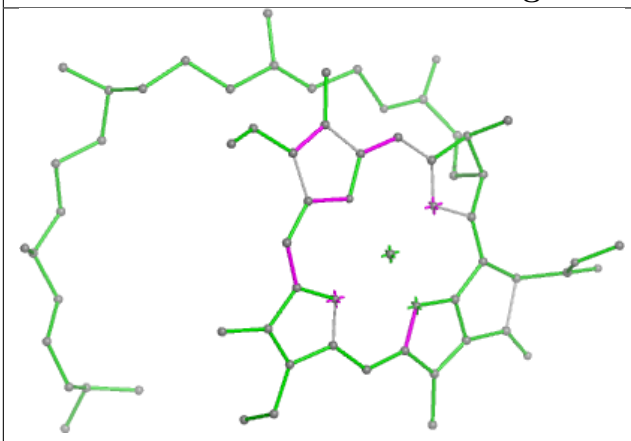	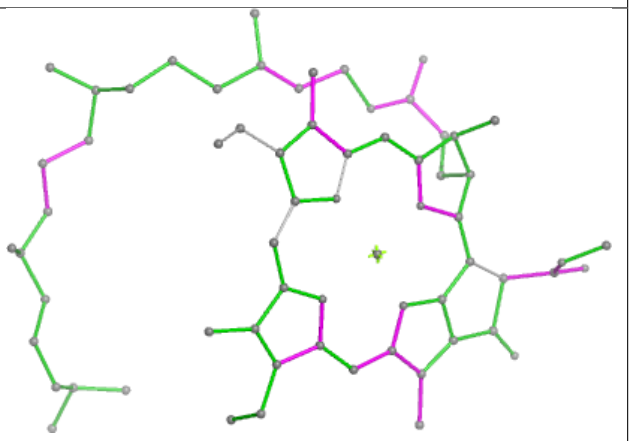
Bond lengths	**Bond angles**
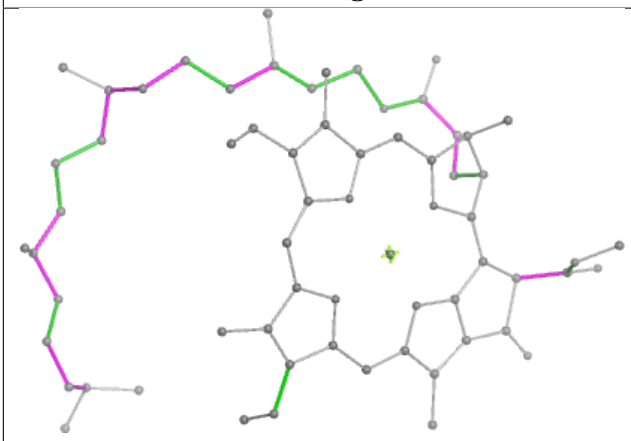	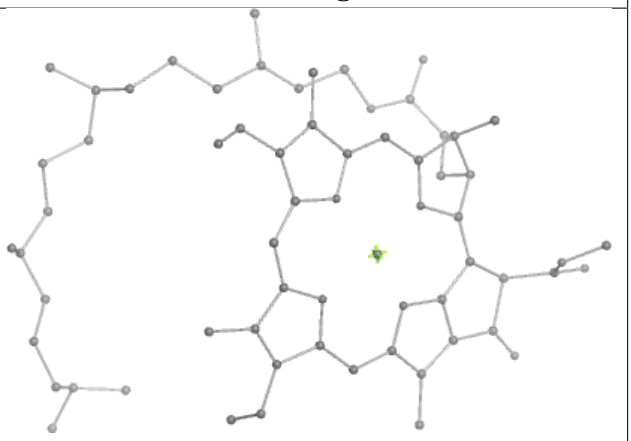
Torsions	**Rings**

Ligand LHG S 617

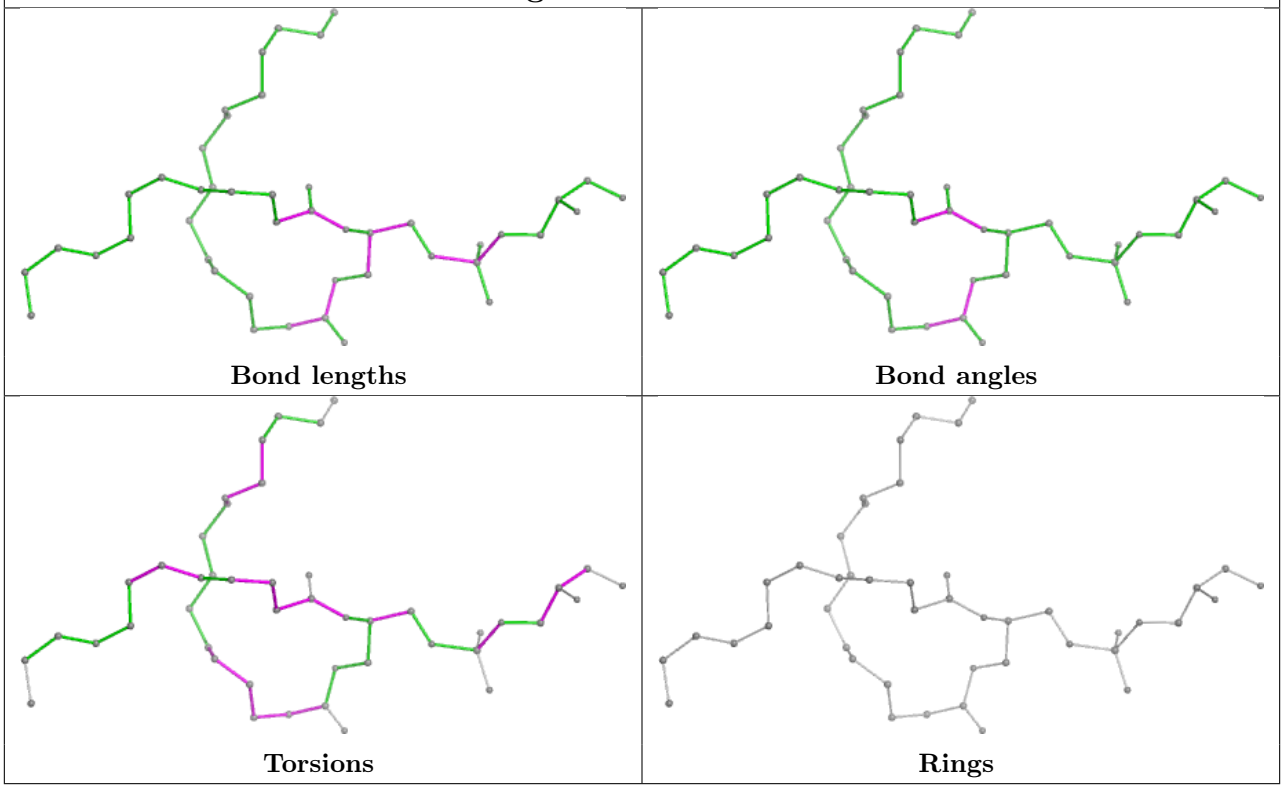

Ligand CLA S 605

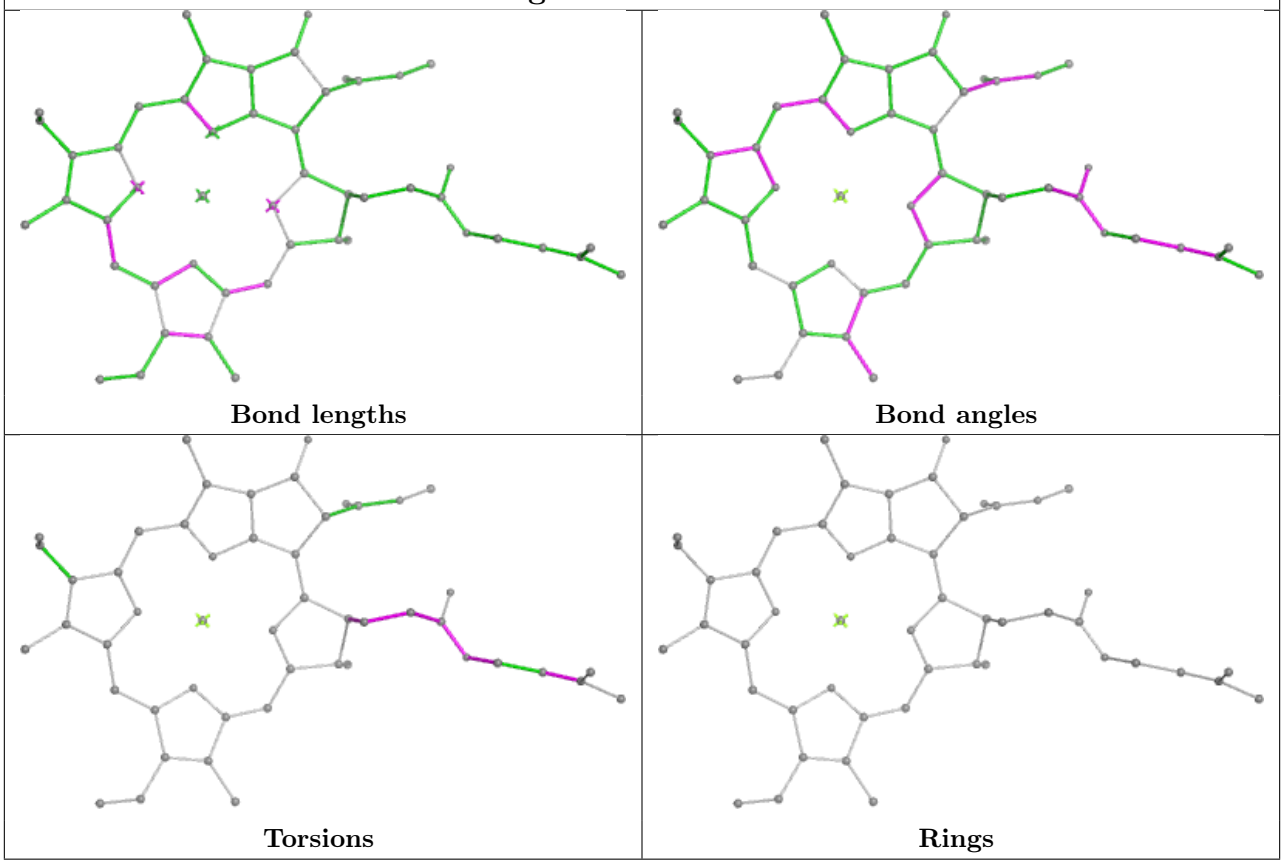

Ligand CLA B 611

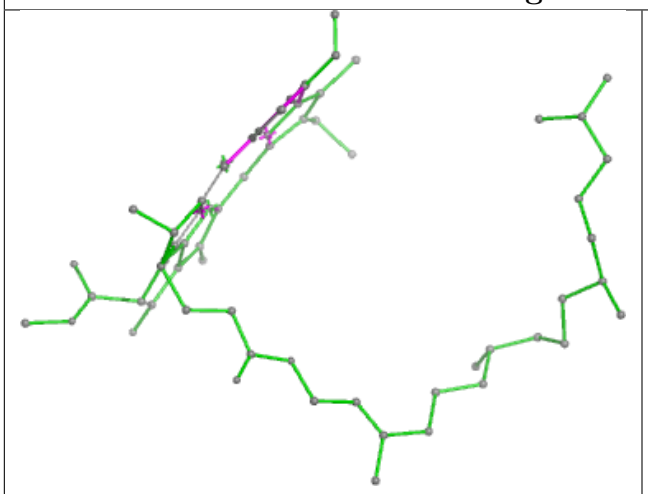

Bond lengths

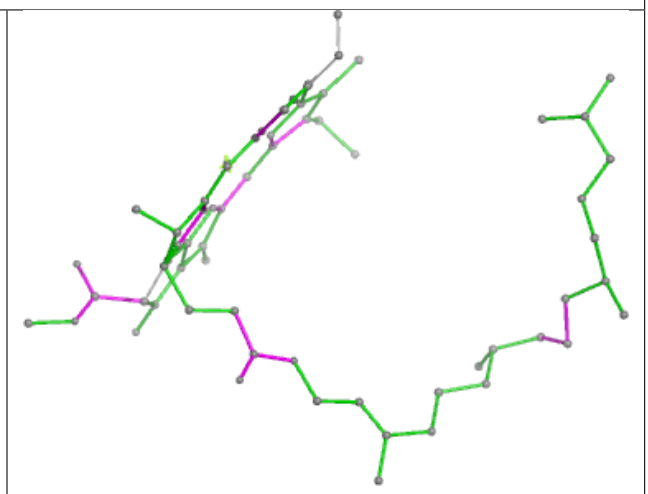

Bond angles

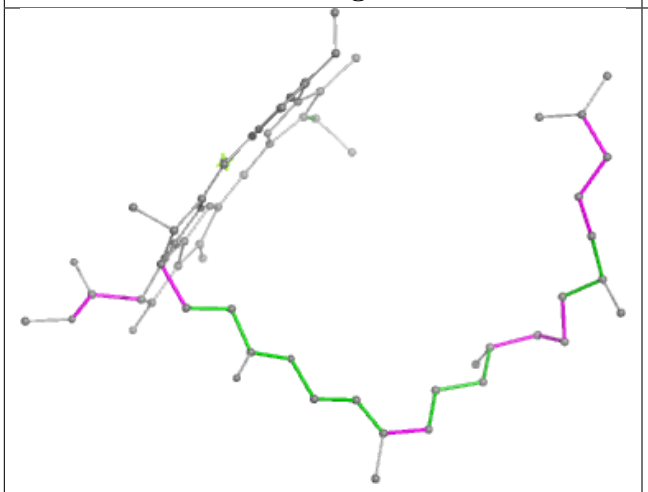

Torsions

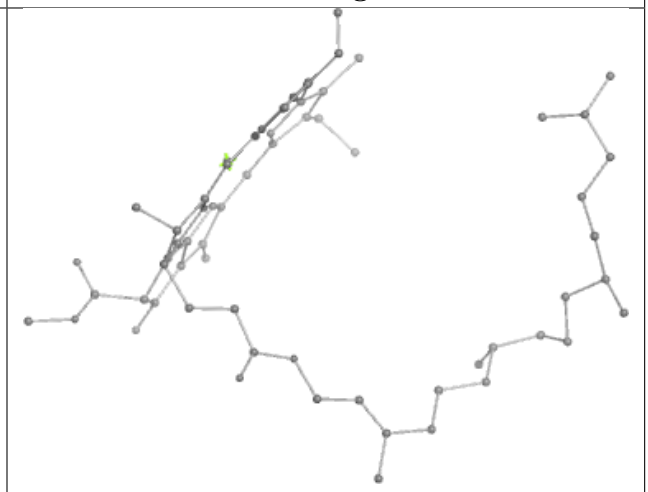

Rings

Ligand CLA b 615

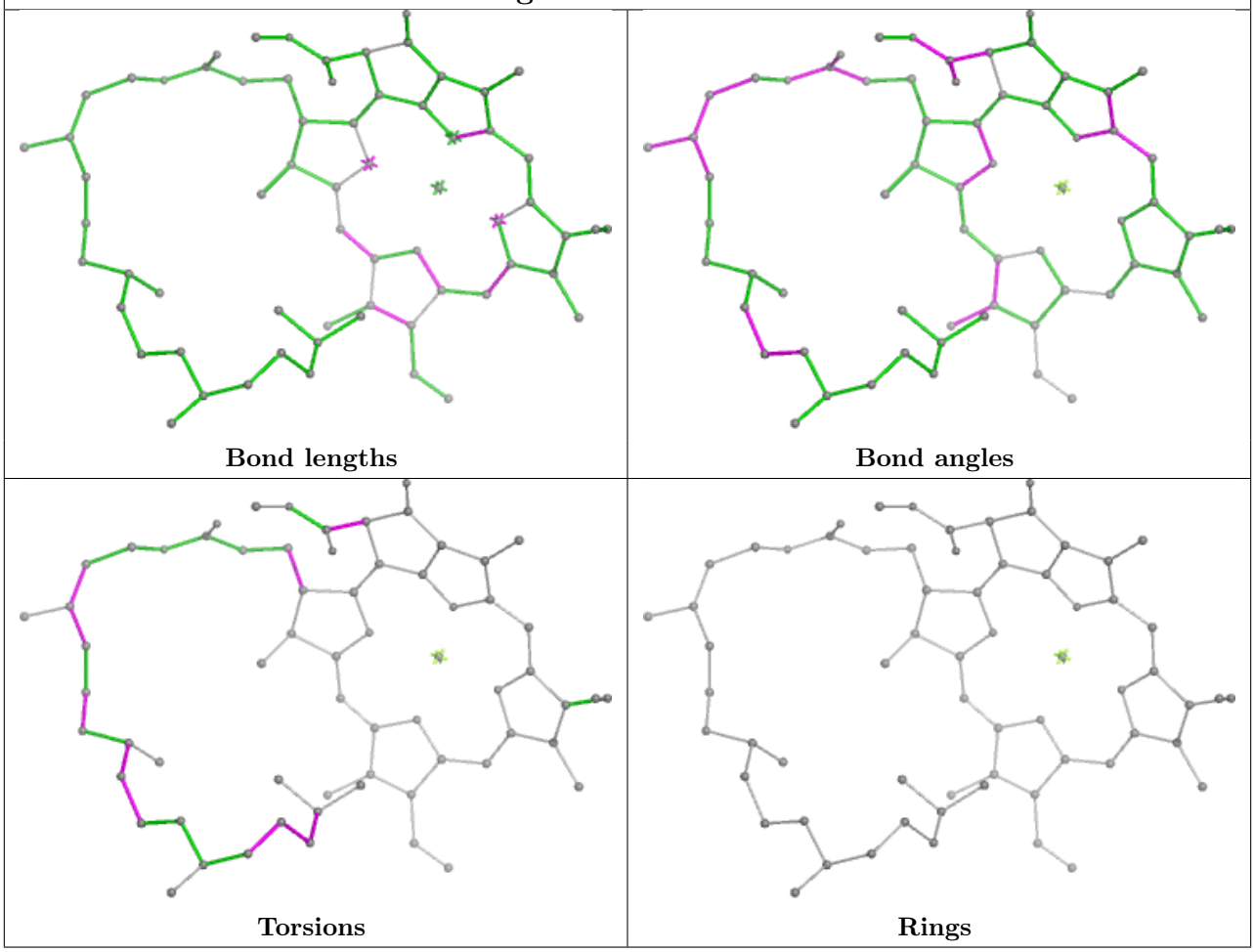

Ligand CHL s 608

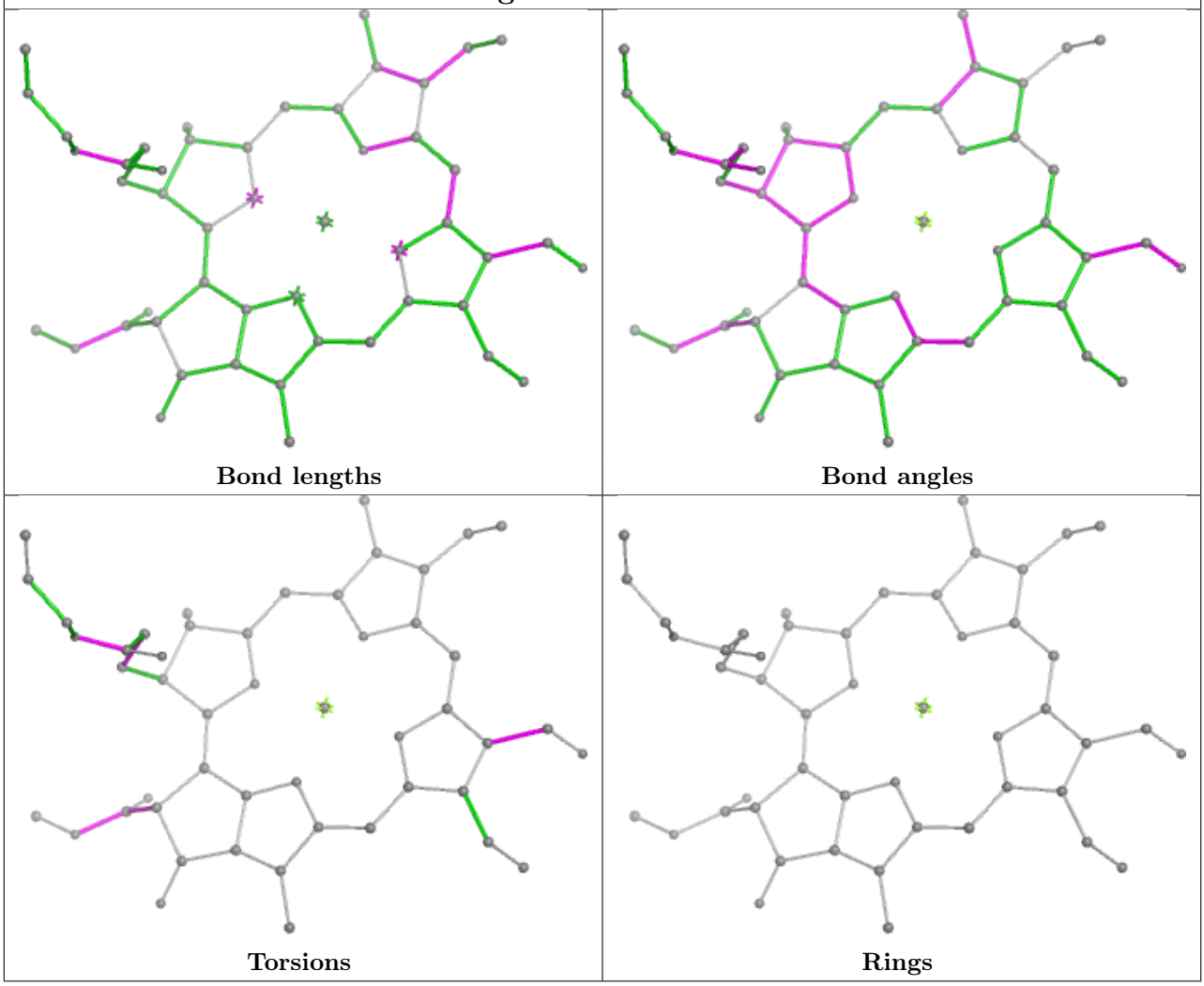

Ligand CLA 5 603

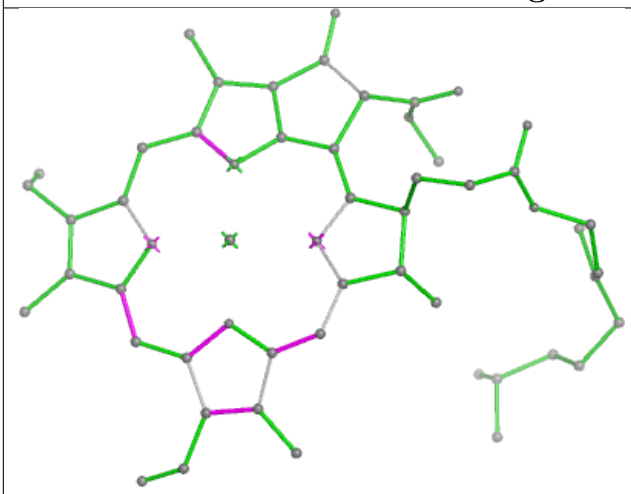

Bond lengths

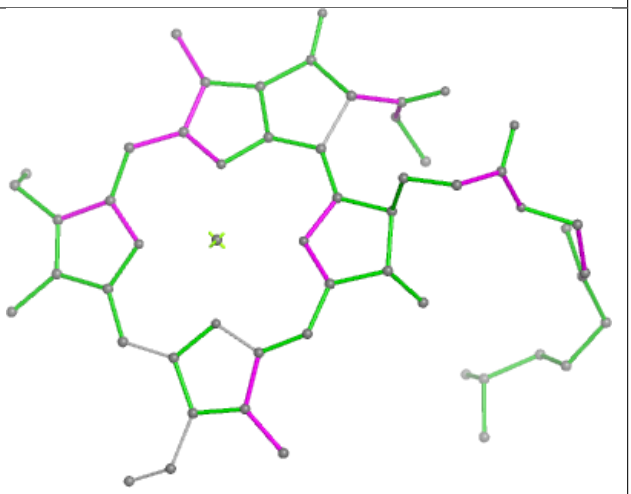

Bond angles

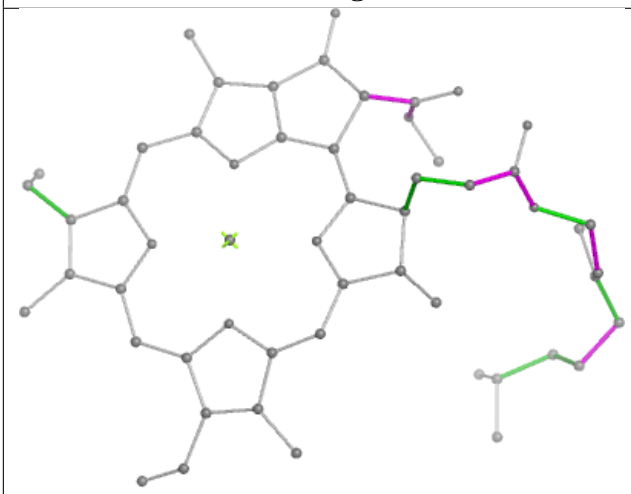

Torsions

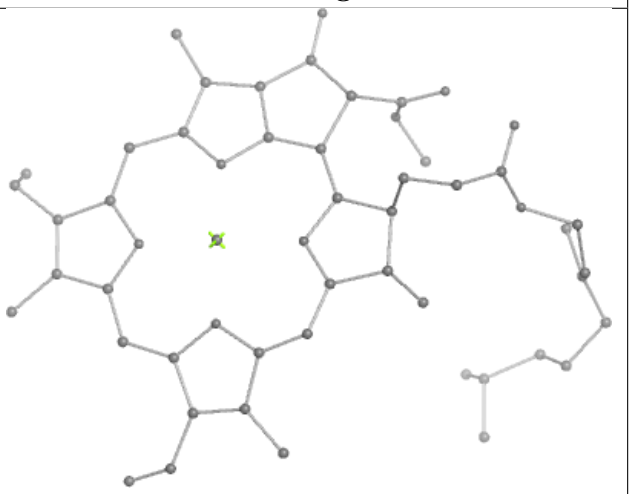

Rings

Ligand CLA 11 603	
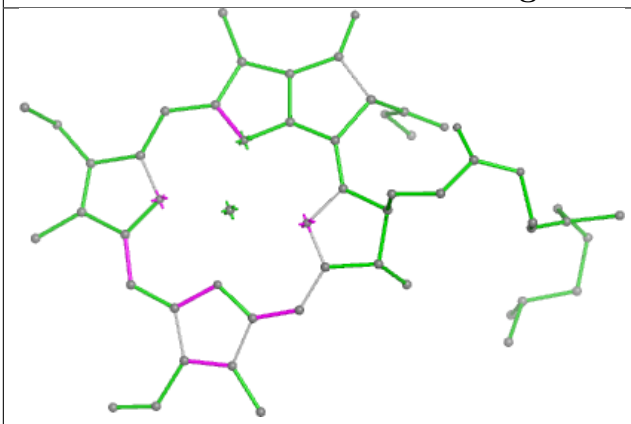 Bond lengths	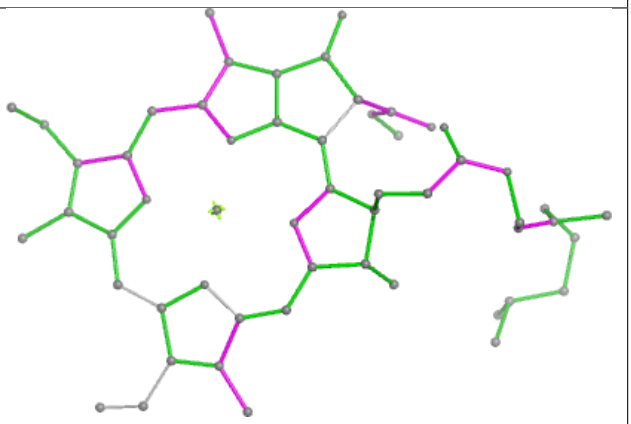 Bond angles
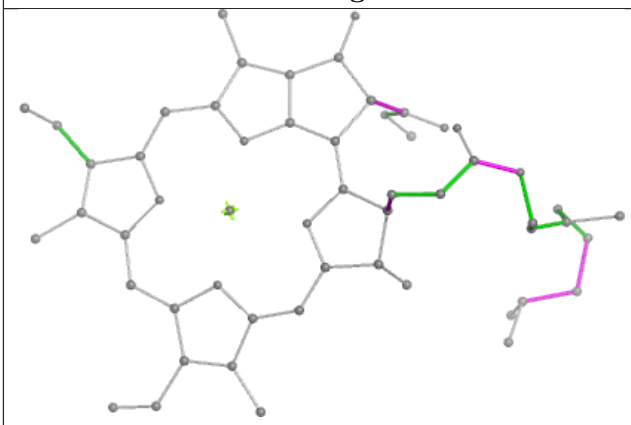 Torsions	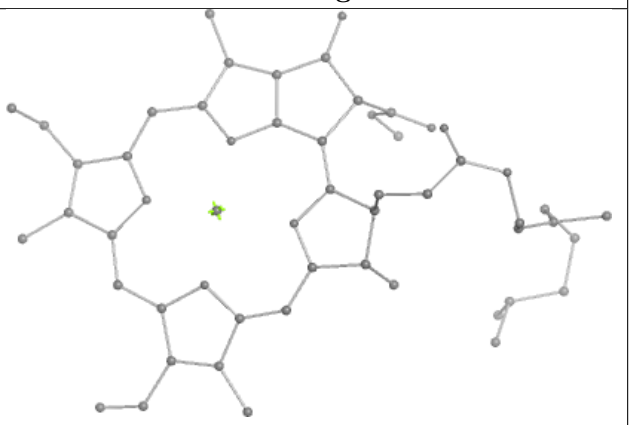 Rings

Ligand CLA s 615	
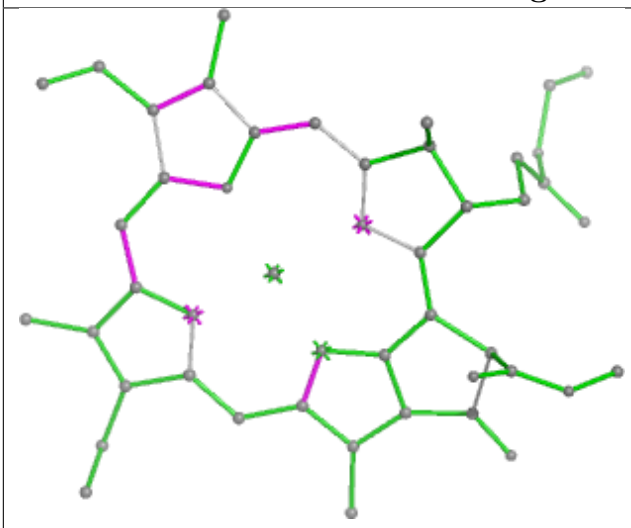 Bond lengths	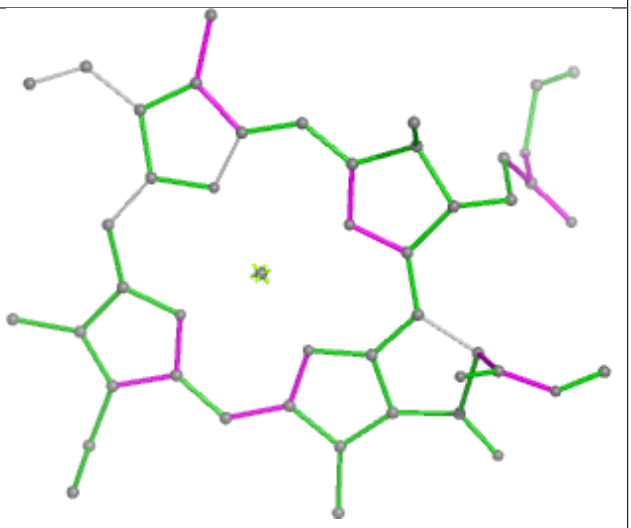 Bond angles
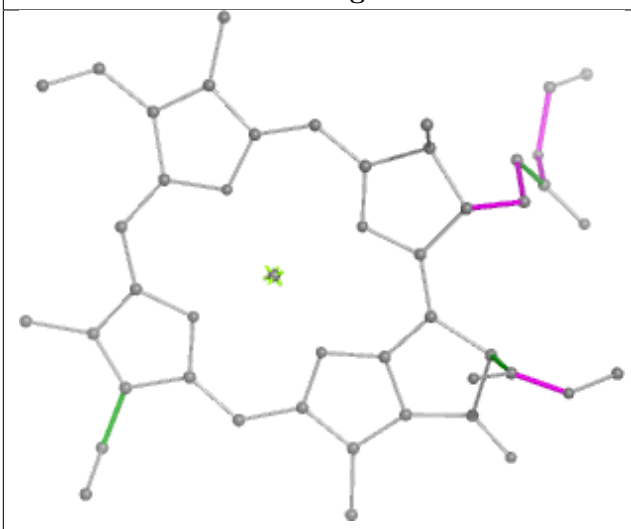 Torsions	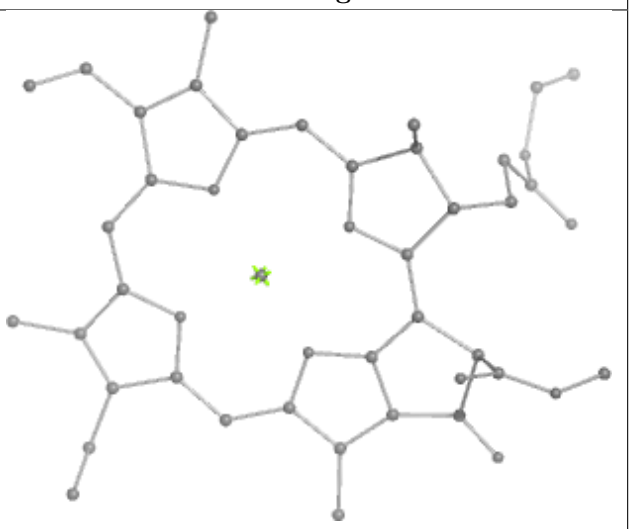 Rings

Ligand LNL R 620	
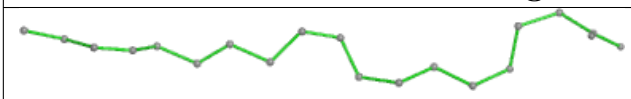 Bond lengths	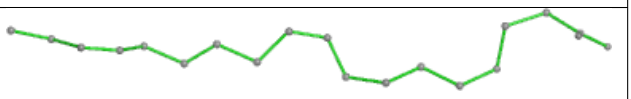 Bond angles
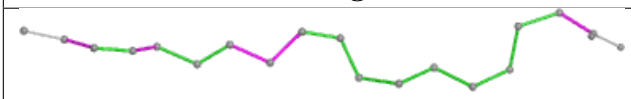 Torsions	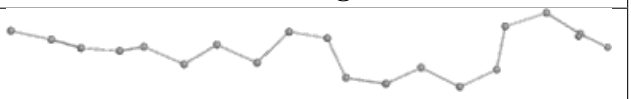 Rings

Ligand CLA 6 613

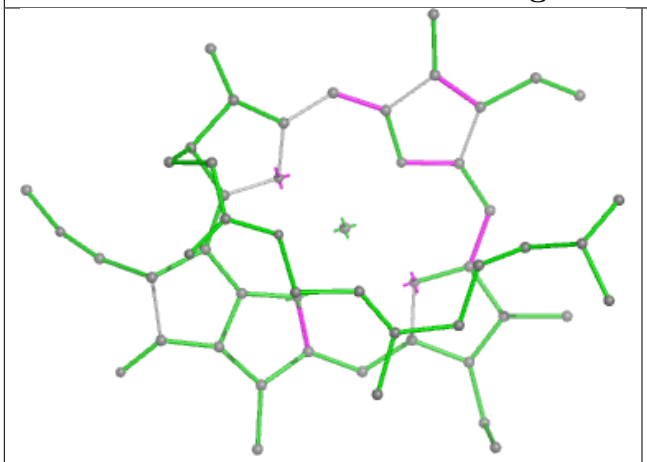

Bond lengths

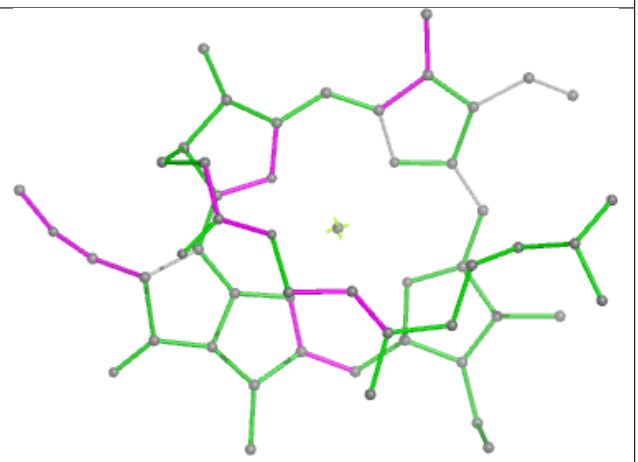

Bond angles

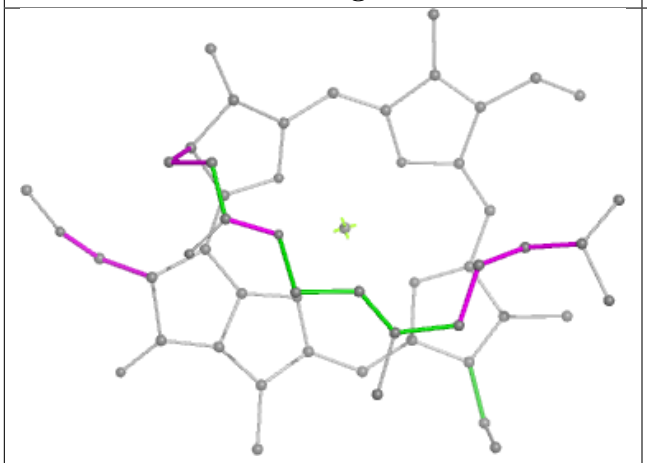

Torsions

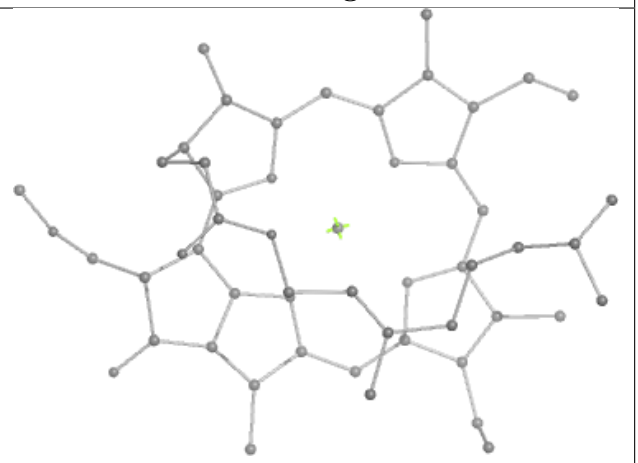

Rings

Ligand LHG Y 617

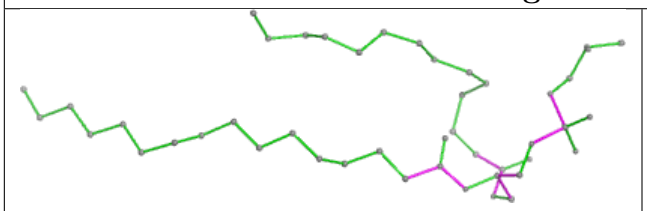

Bond lengths

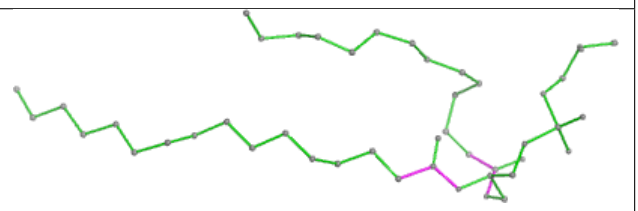

Bond angles

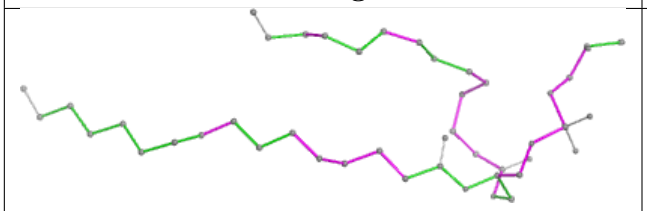

Torsions

Rings

Ligand LMG v 101

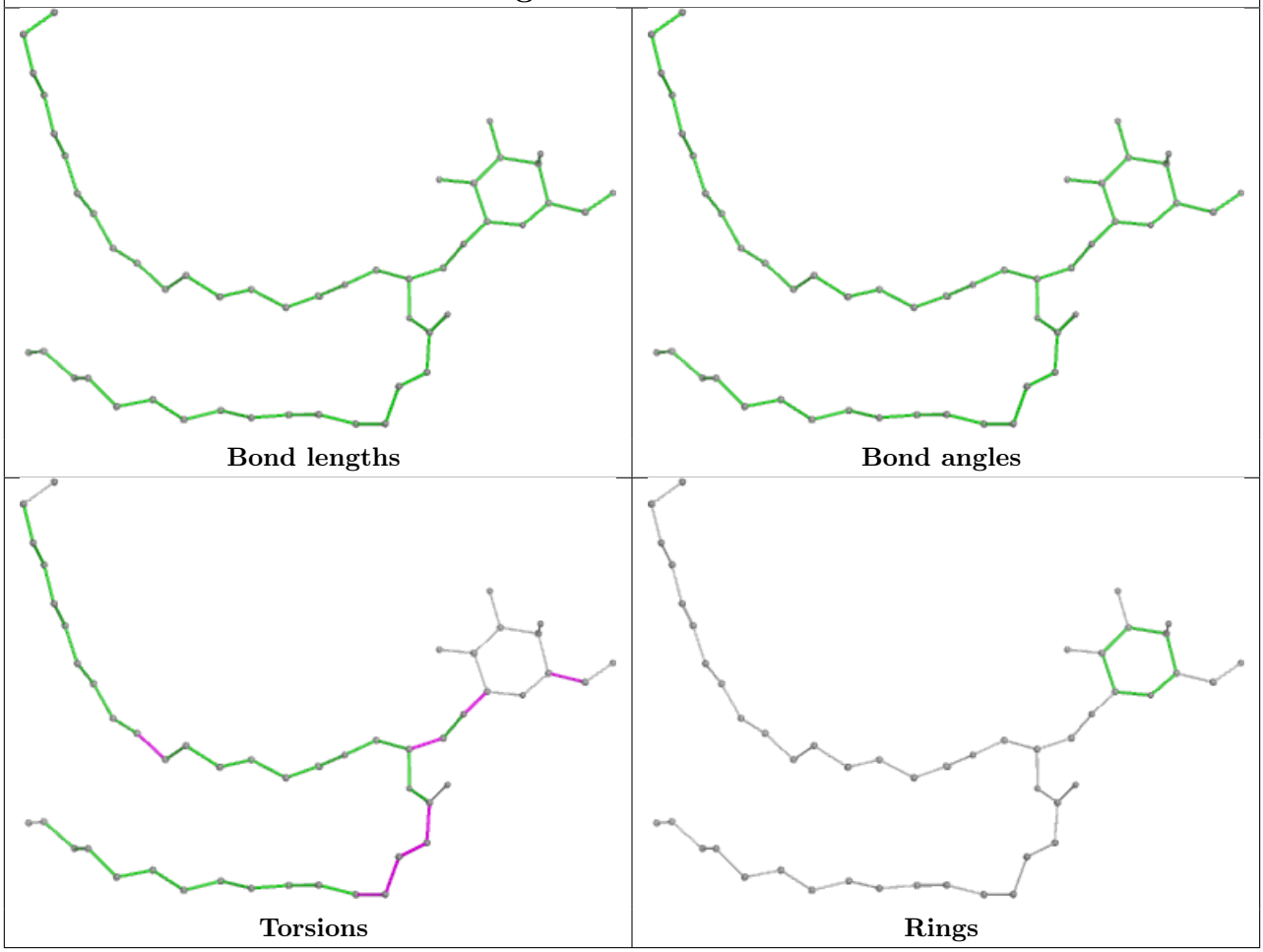

Ligand CLA Y 610	
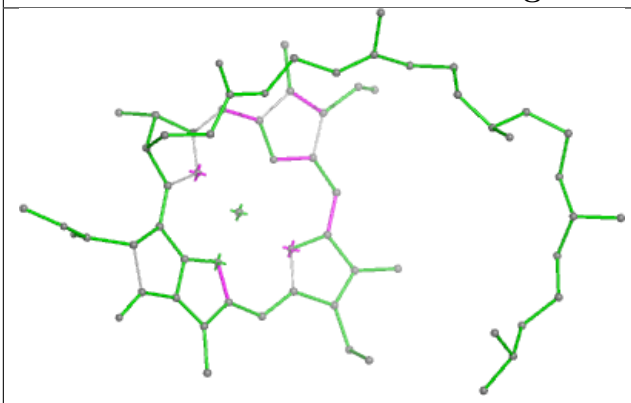 Bond lengths	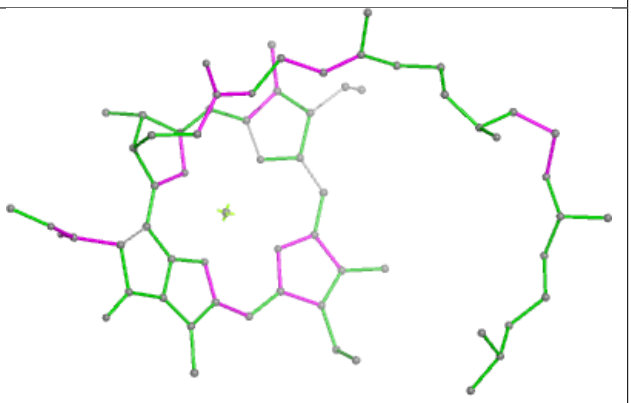 Bond angles
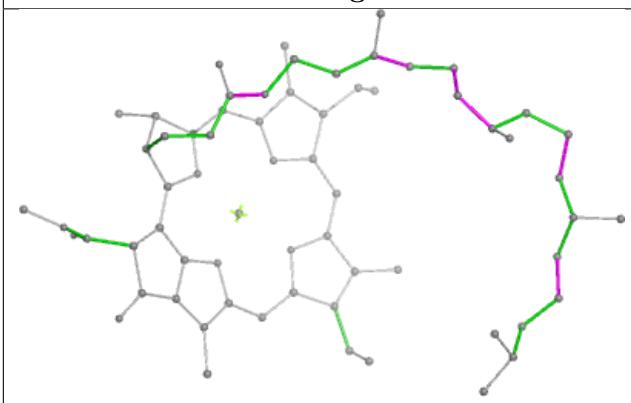 Torsions	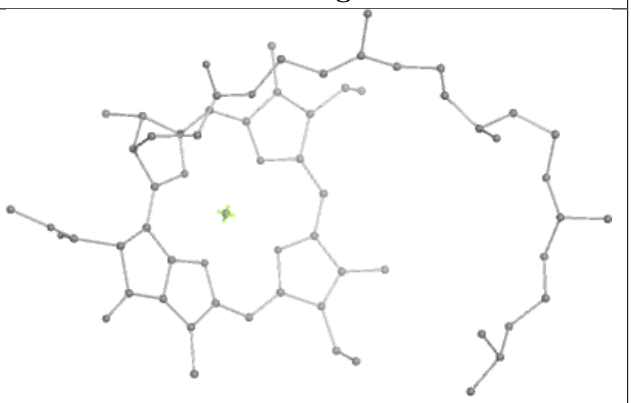 Rings

Ligand CLA y 604

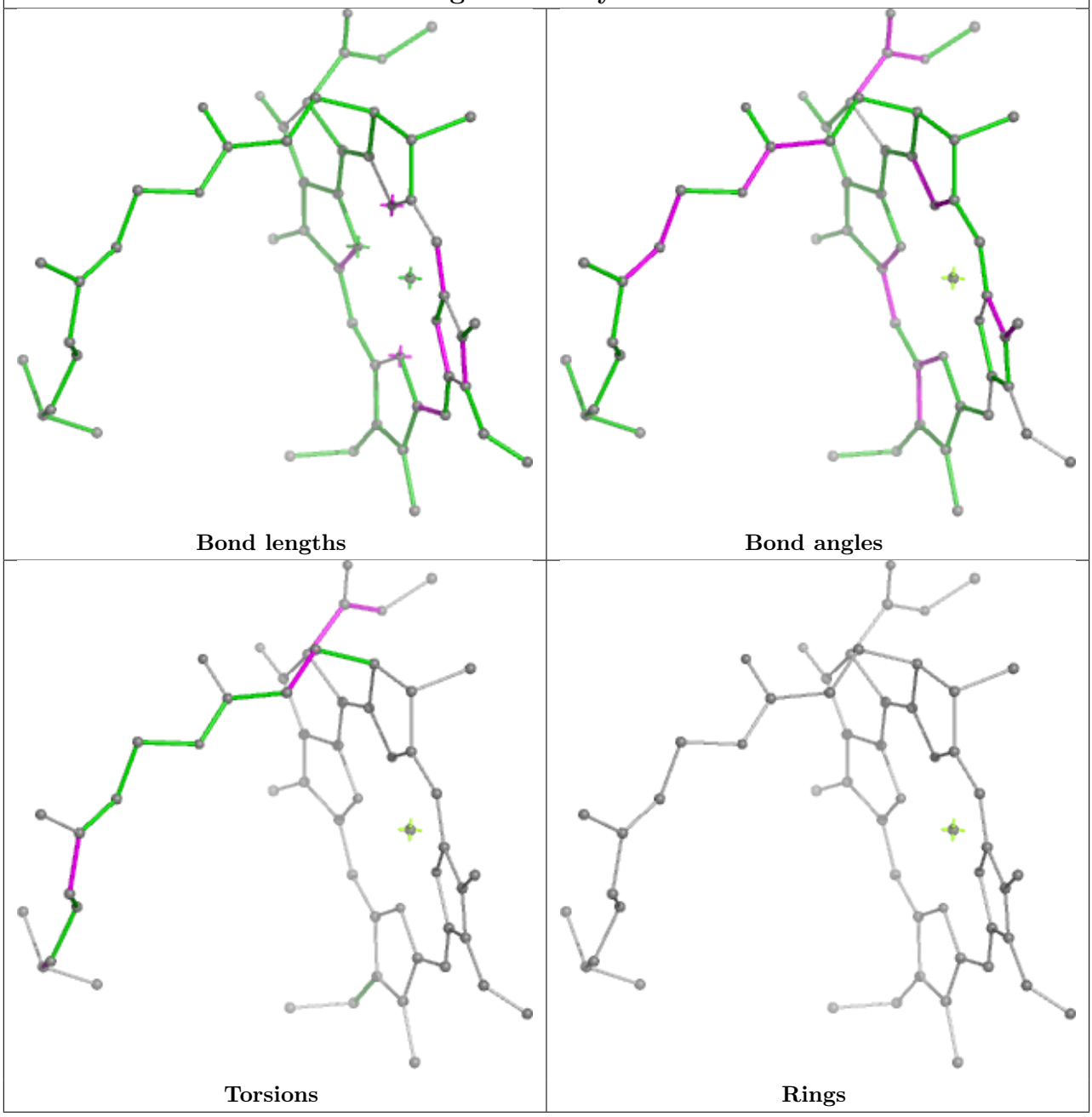

Ligand CHL R 606	
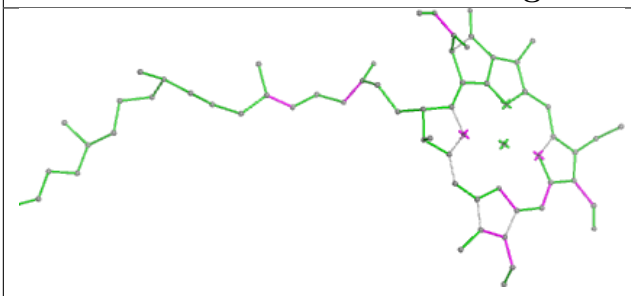 Bond lengths	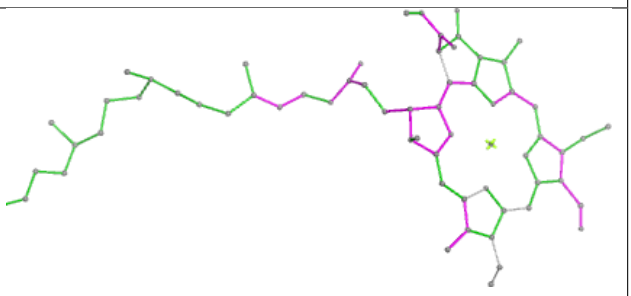 Bond angles
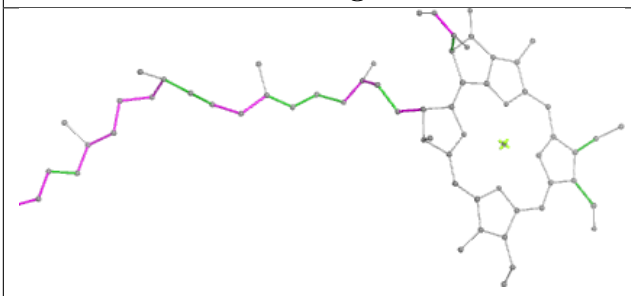 Torsions	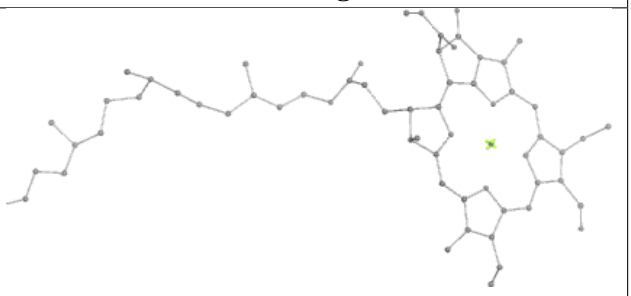 Rings

Ligand CLA N 614

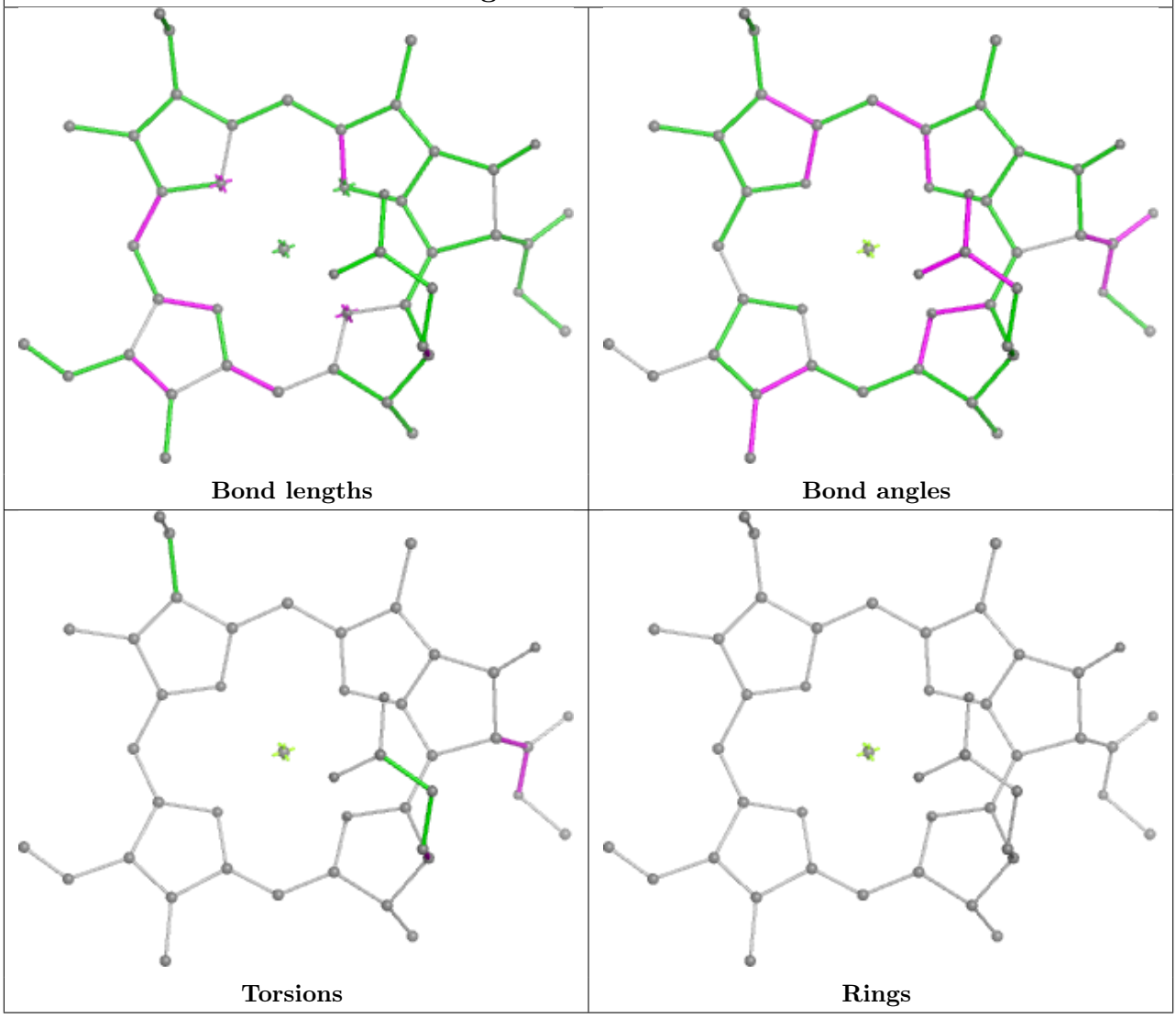

Ligand CHL 15 608

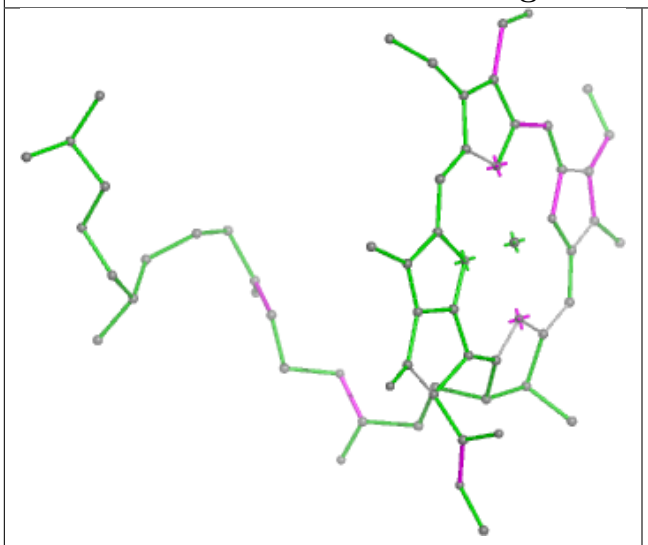

Bond lengths

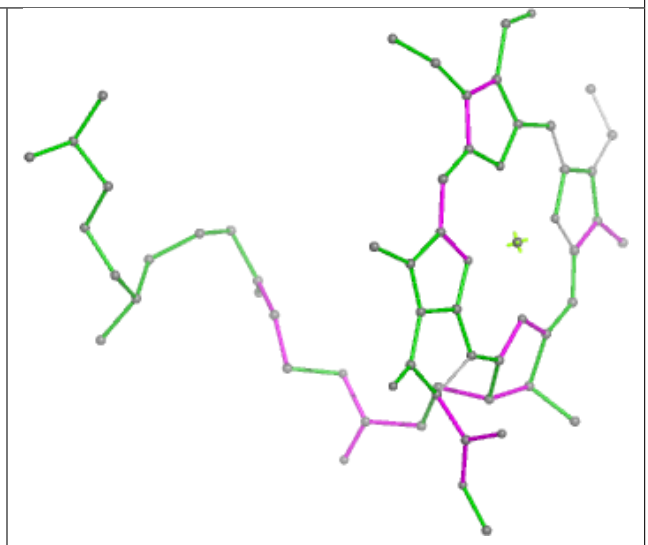

Bond angles

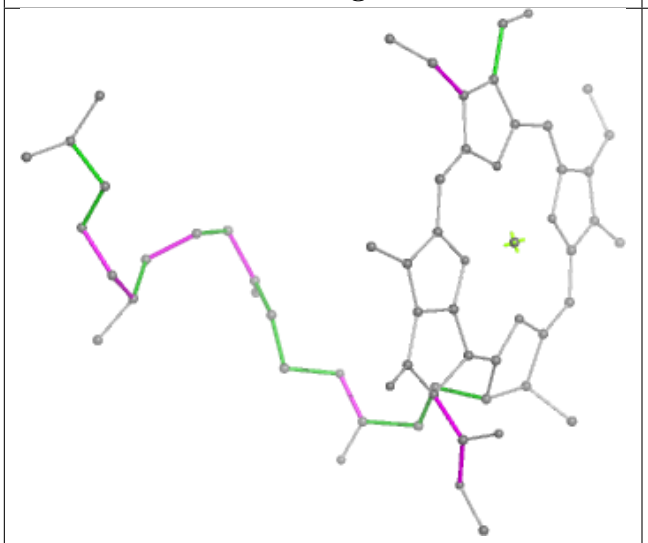

Torsions

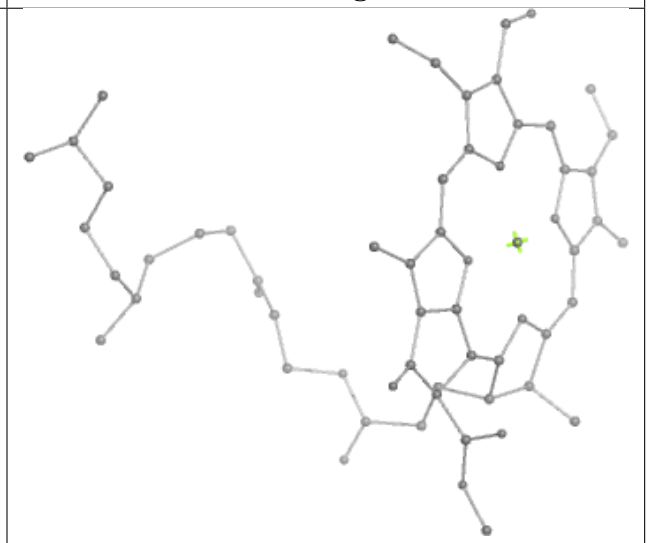

Rings

Ligand CLA 5 602

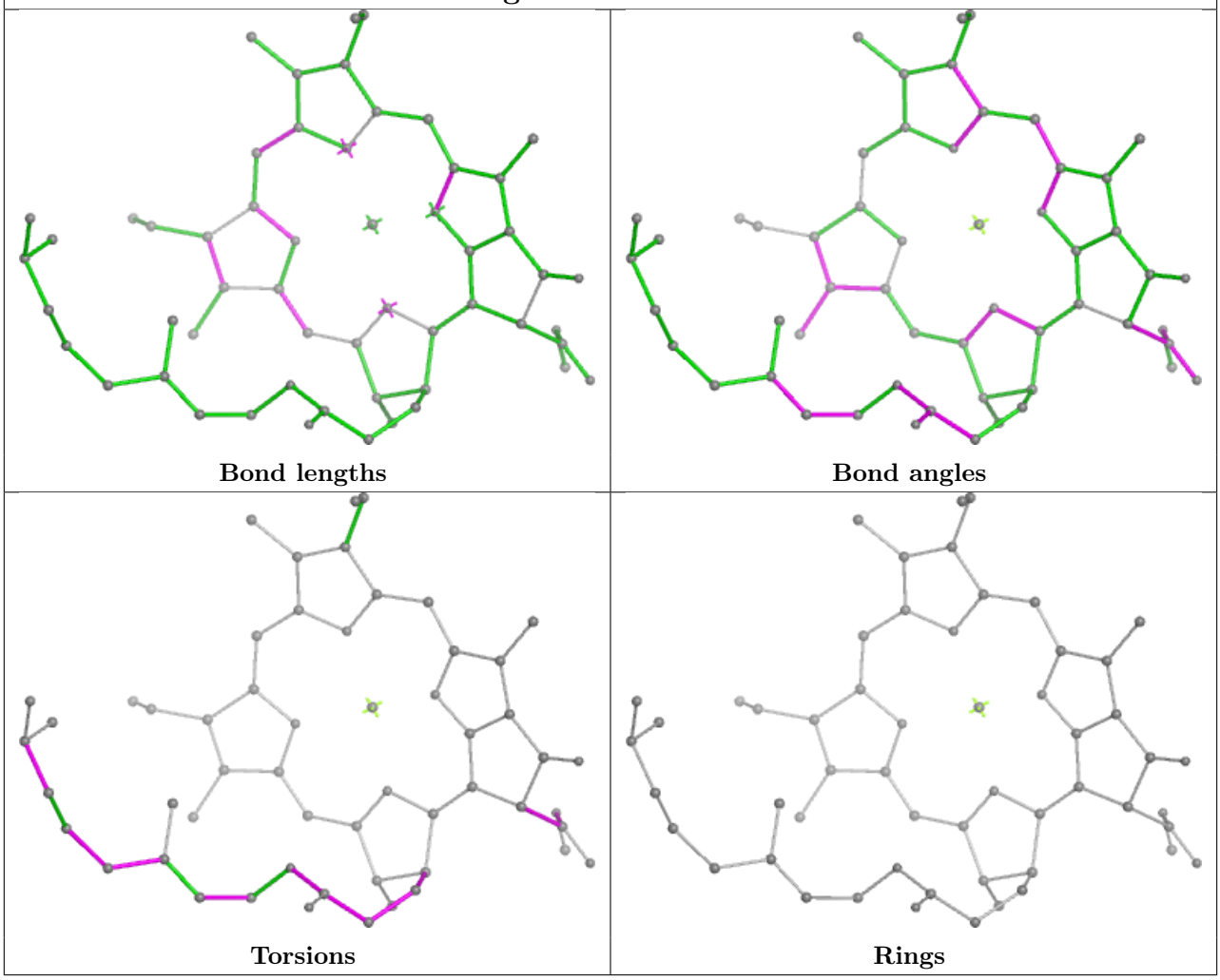

Ligand SQD d 414

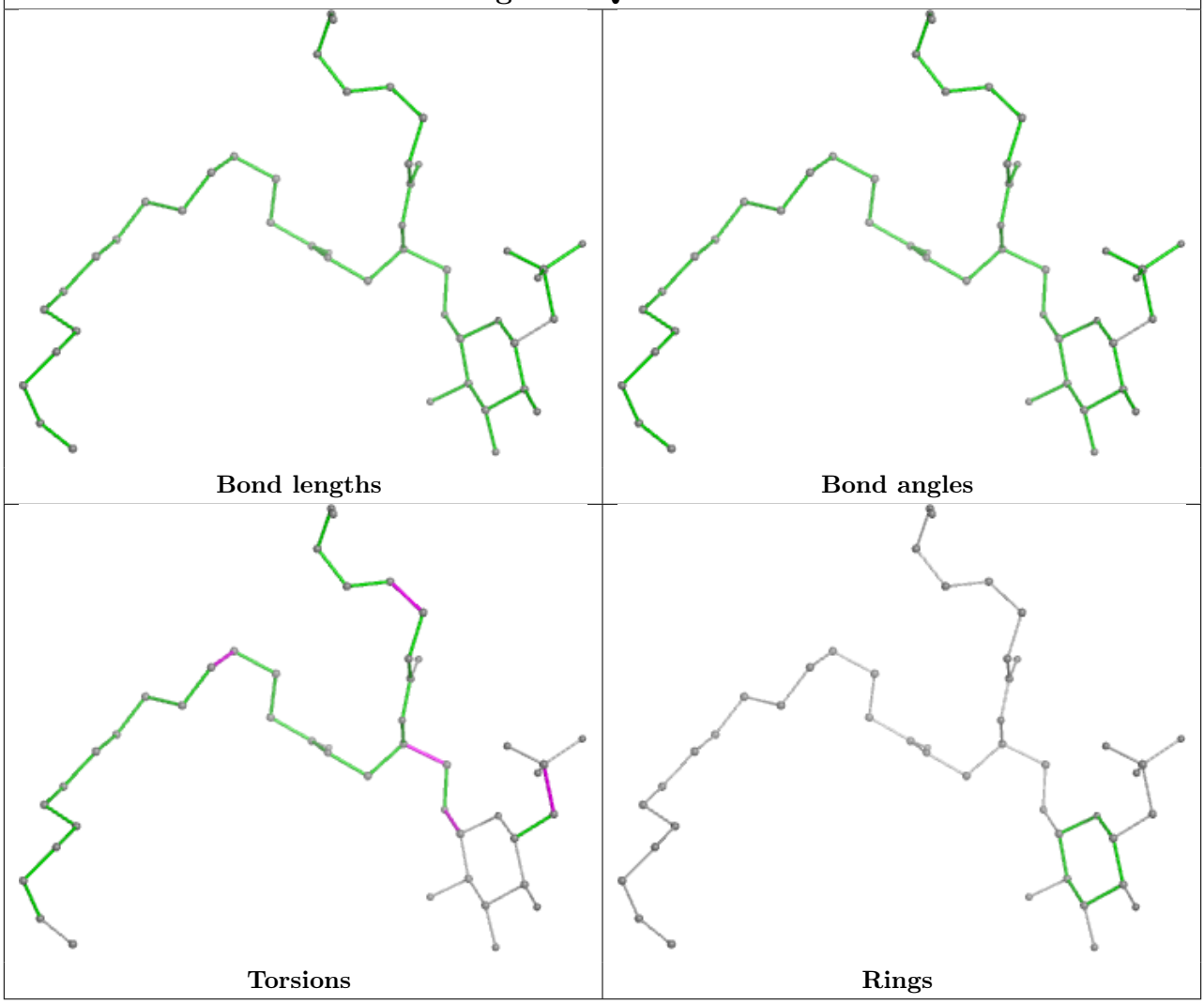

Ligand CLA y 615

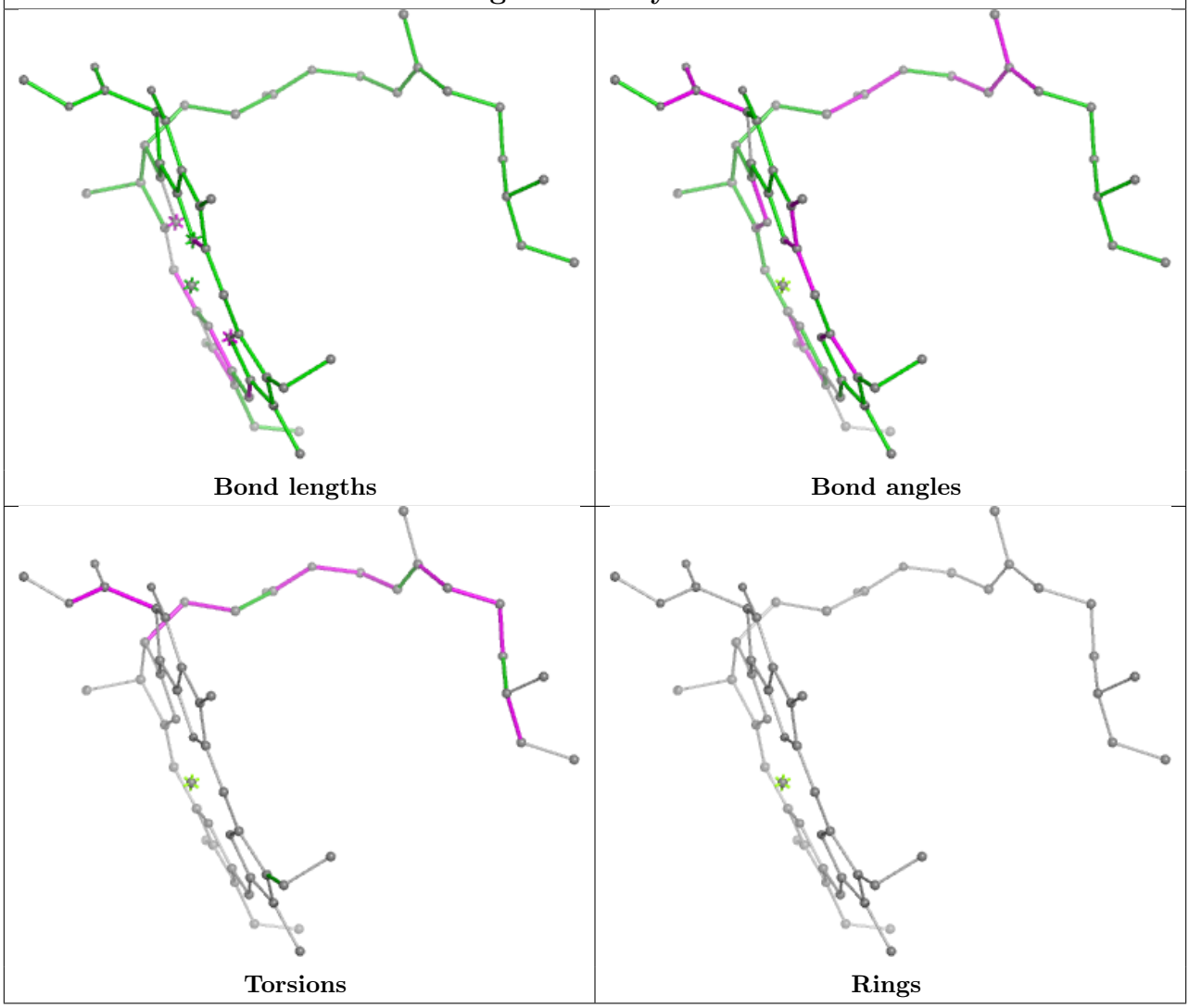

Ligand CHL 2 601	
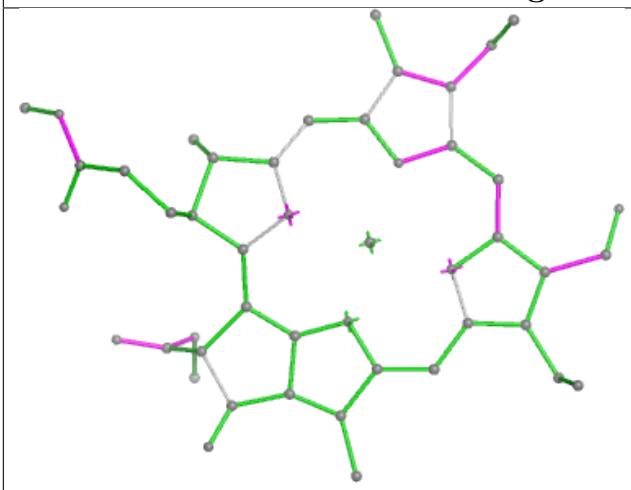 Bond lengths	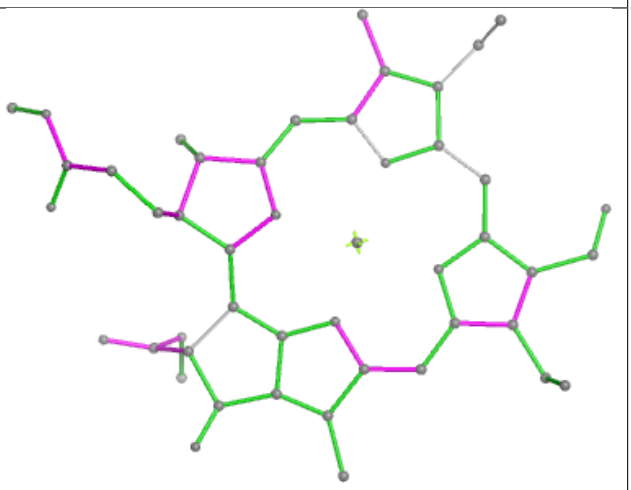 Bond angles
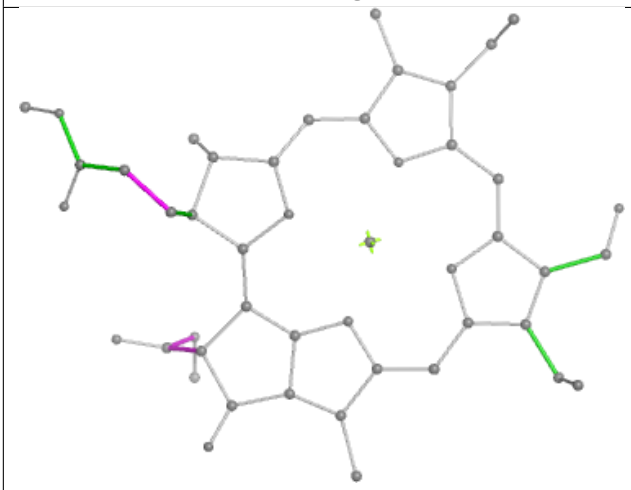 Torsions	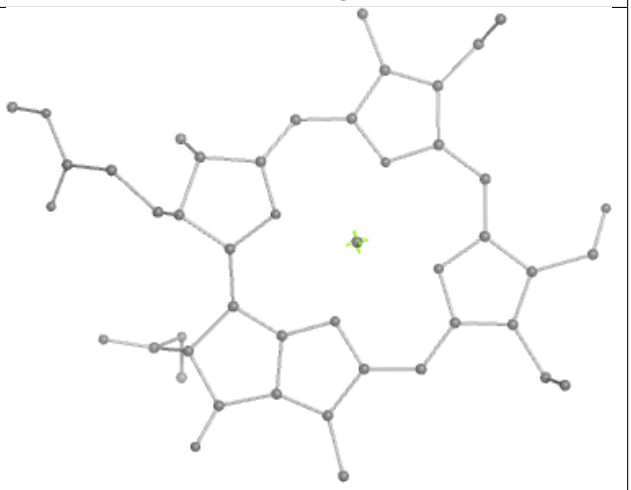 Rings

Ligand XAT G 619	
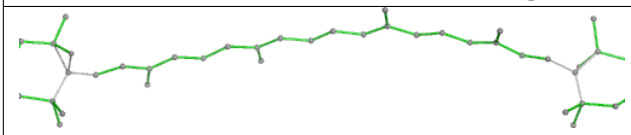 Bond lengths	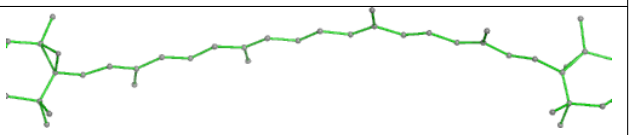 Bond angles
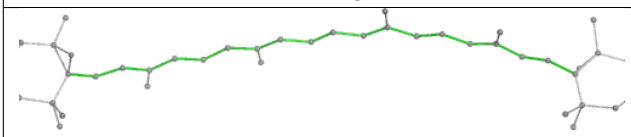 Torsions	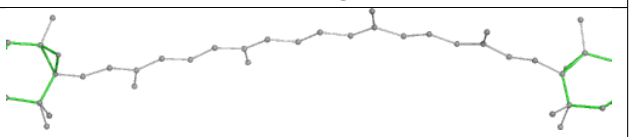 Rings

Ligand CHL g 609	
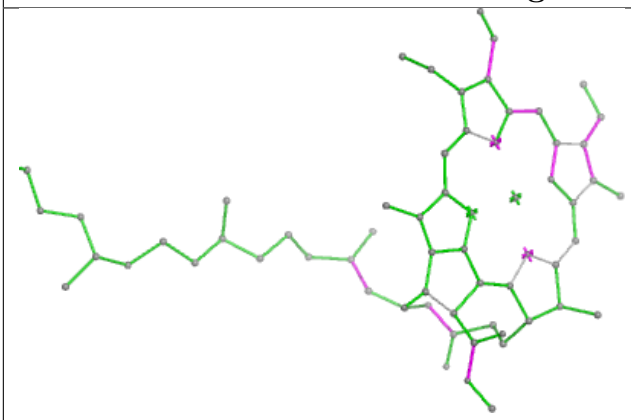 Bond lengths	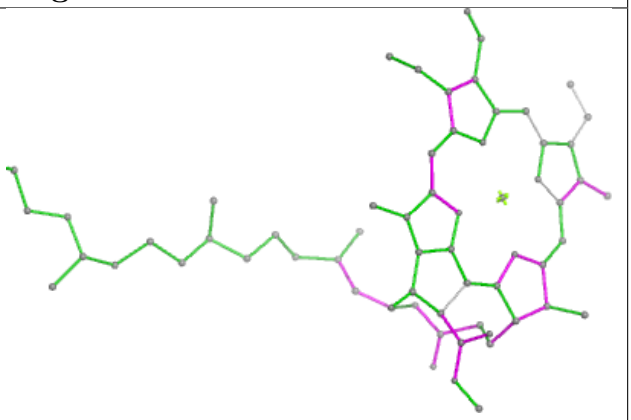 Bond angles
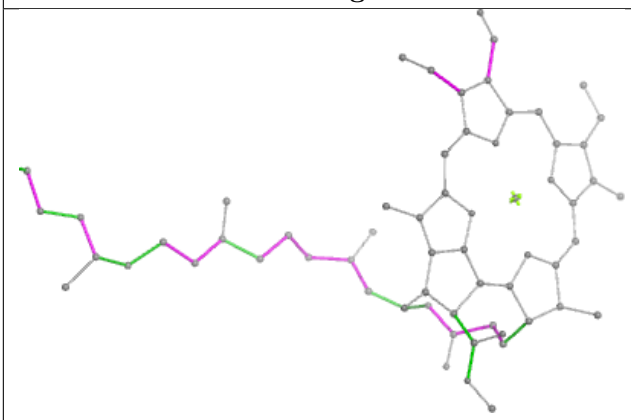 Torsions	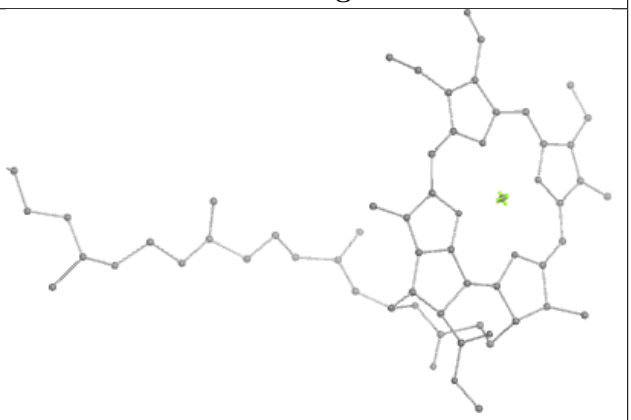 Rings

Ligand CHL 13 605

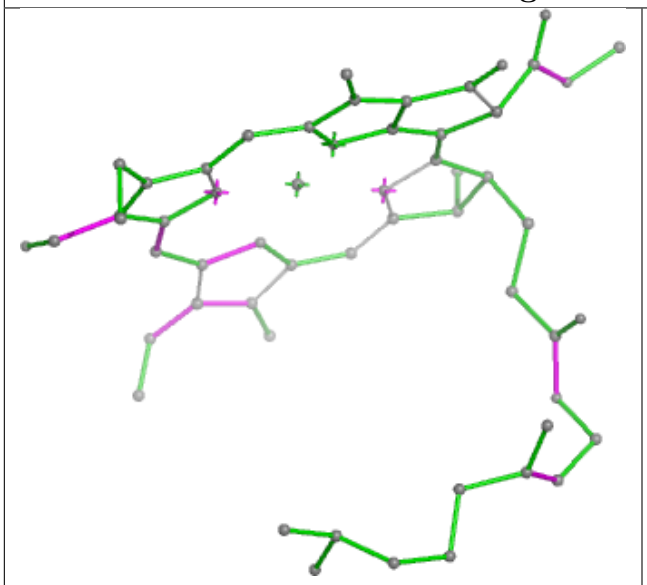

Bond lengths

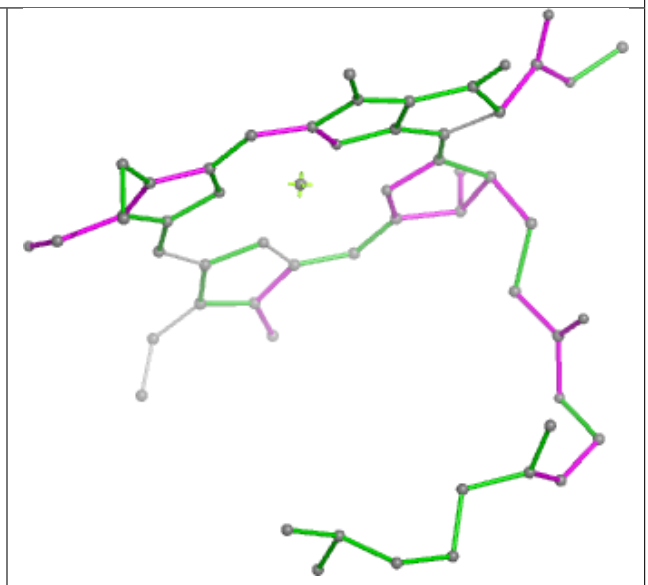

Bond angles

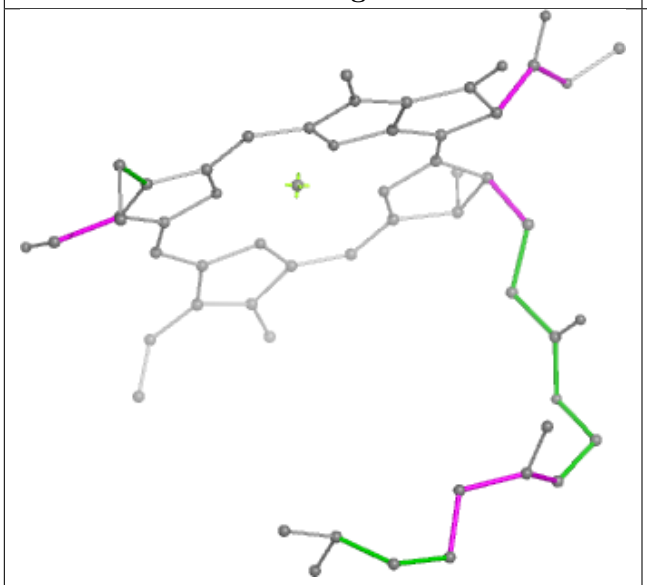

Torsions

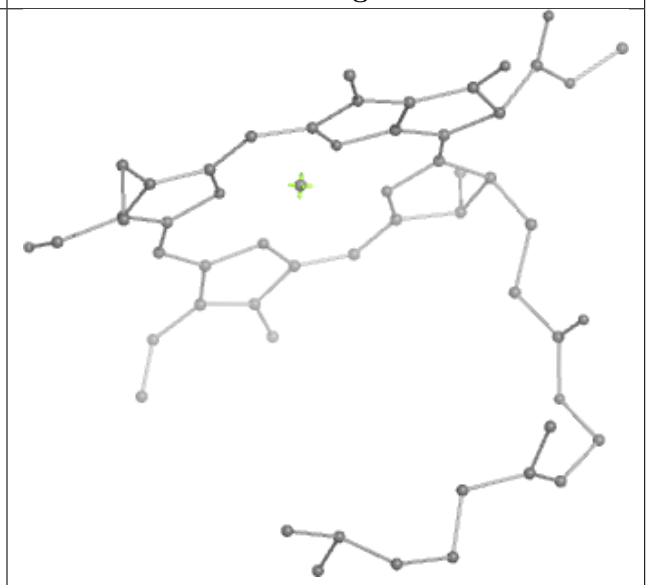

Rings

Ligand CLA n 615

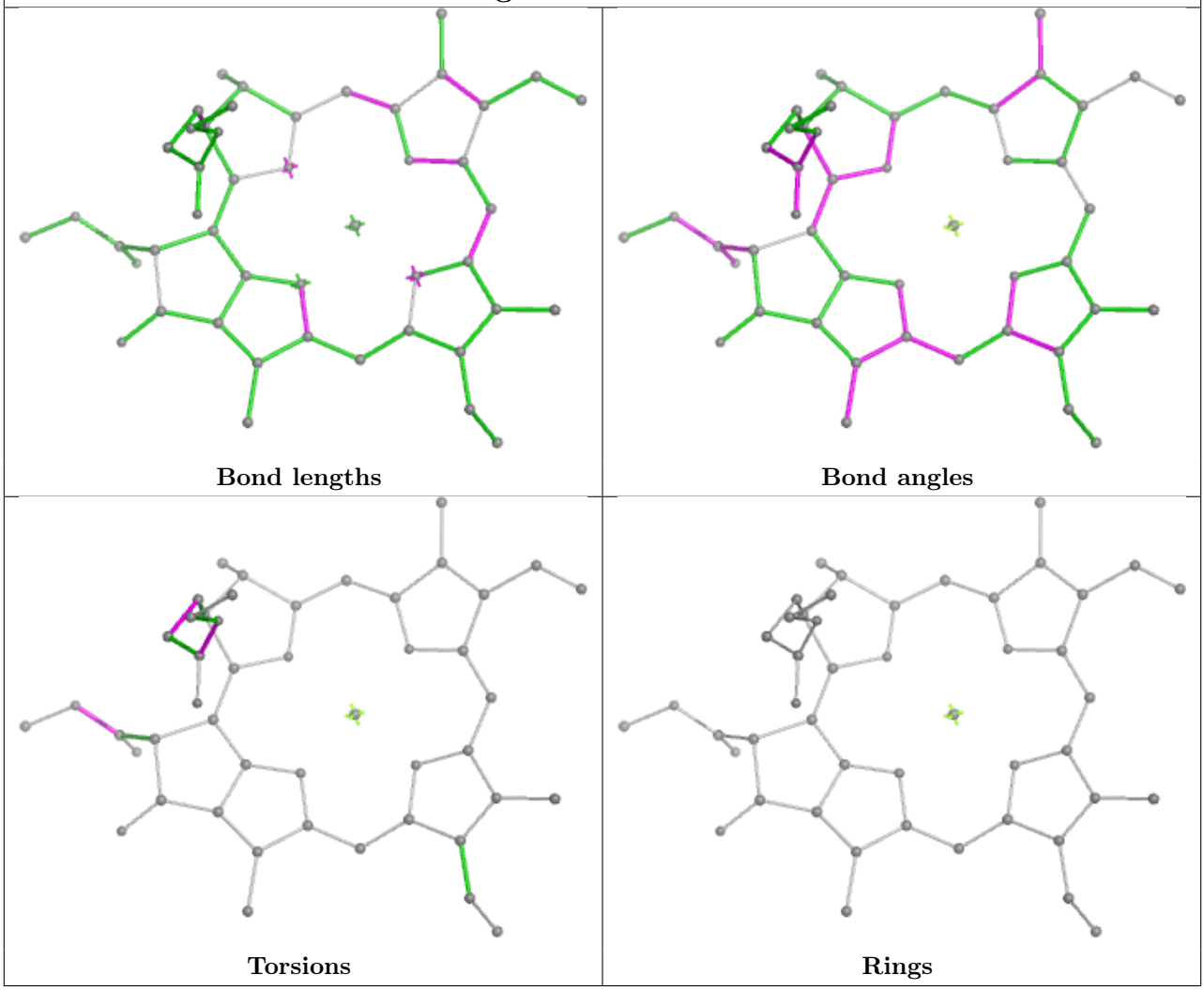

Ligand NEX 15 616

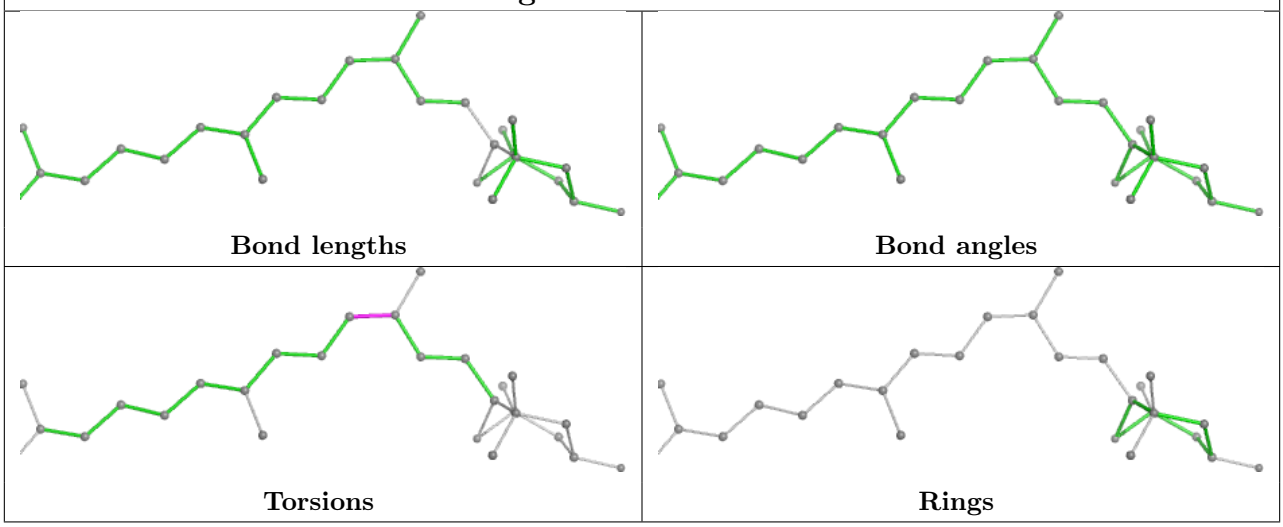

Ligand CHL S 608

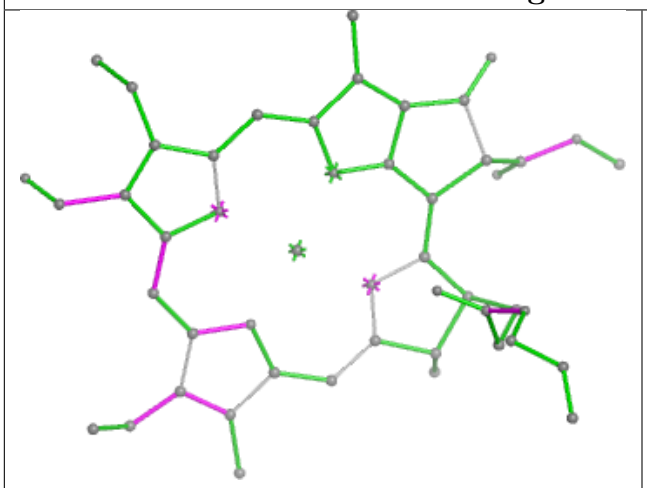

Bond lengths

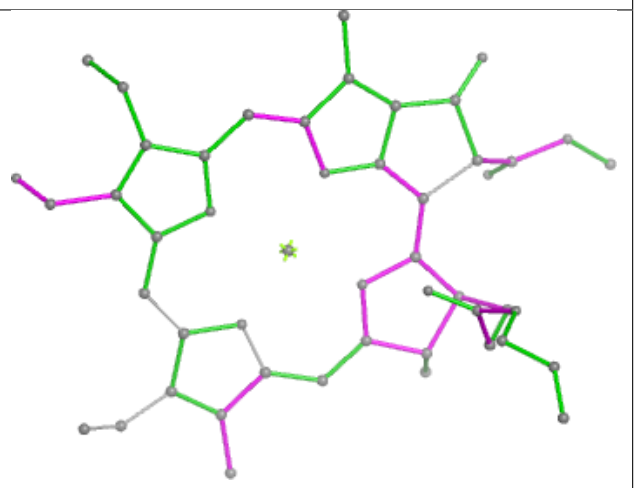

Bond angles

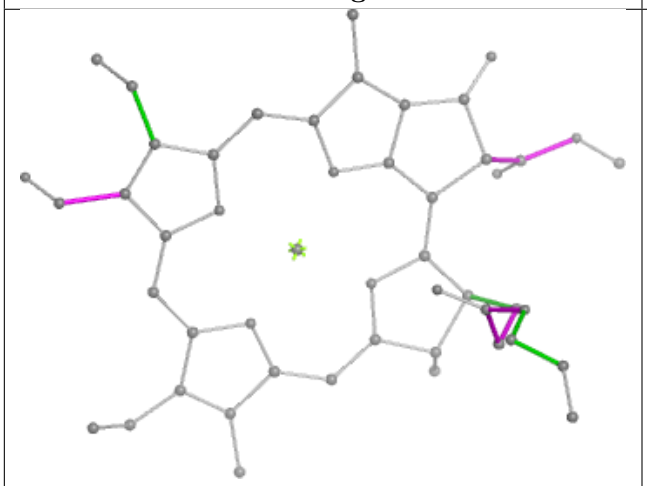

Torsions

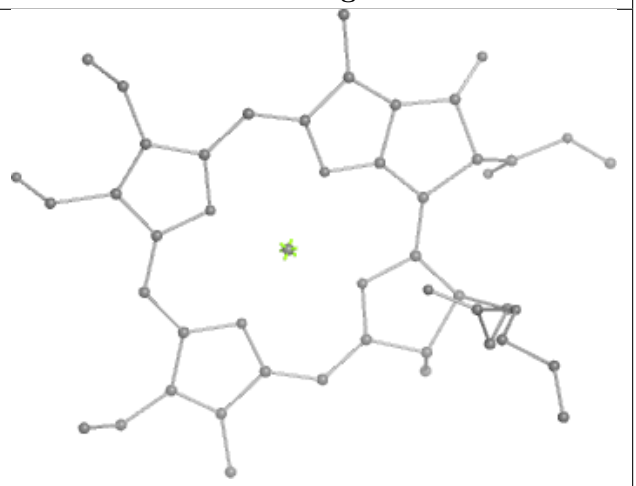

Rings

Ligand LHG Y 616

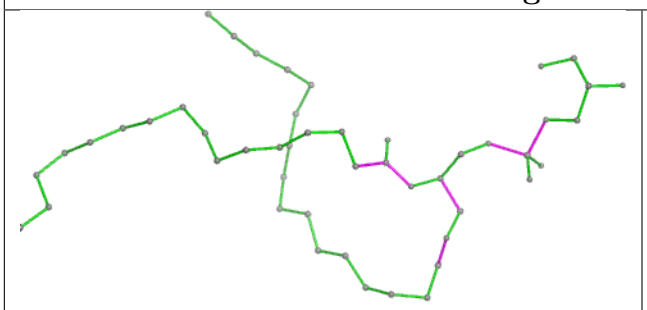

Bond lengths

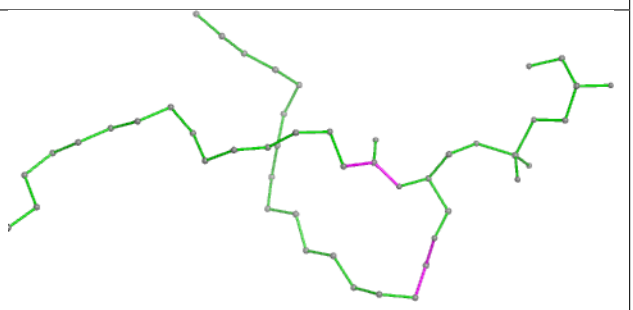

Bond angles

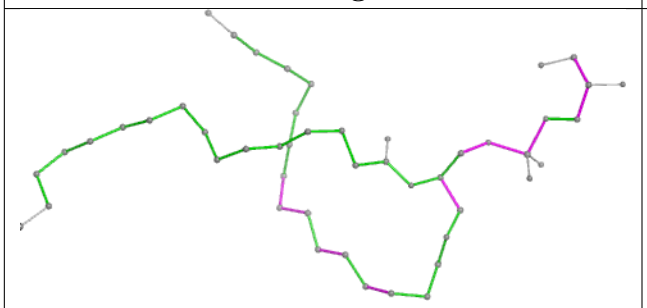

Torsions

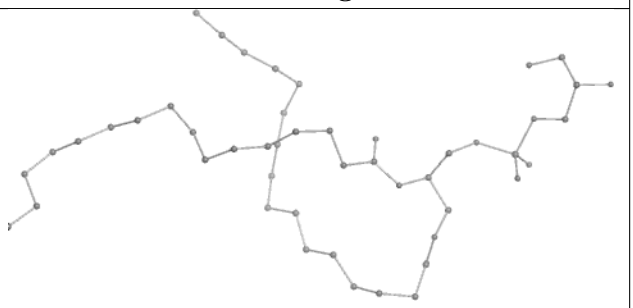

Rings

Ligand LMG S 616

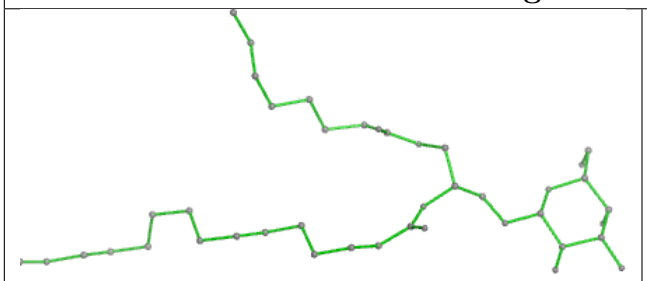

Bond lengths

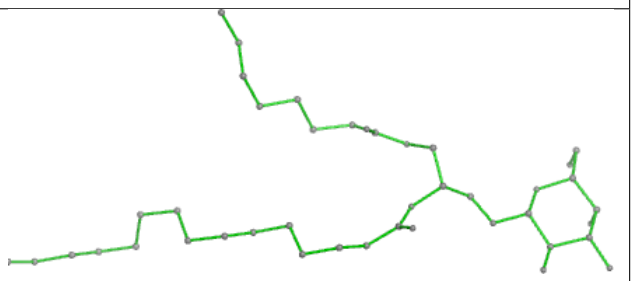

Bond angles

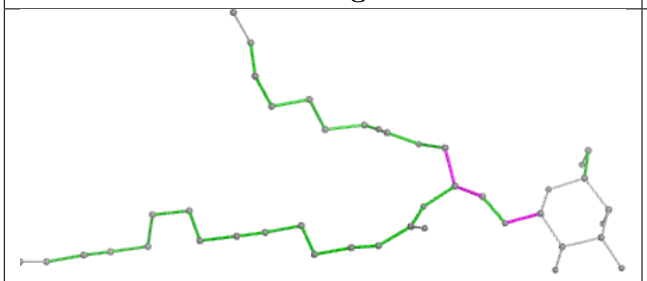

Torsions

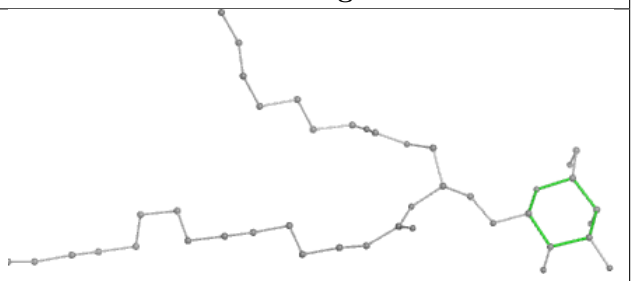

Rings

Ligand CLA 6 604	
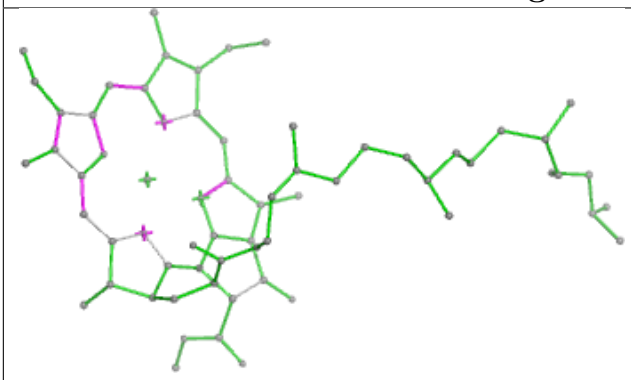 Bond lengths	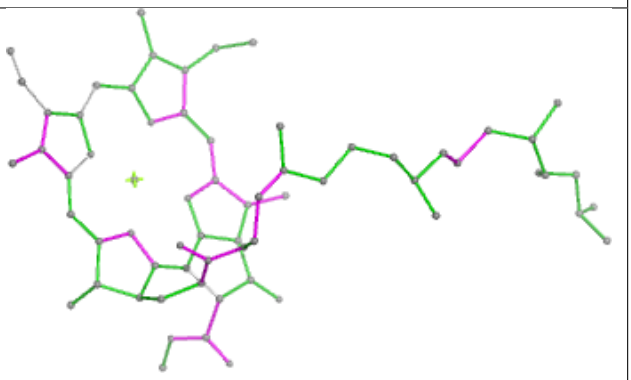 Bond angles
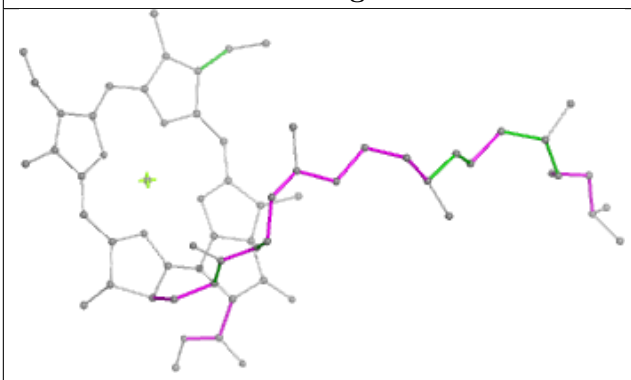 Torsions	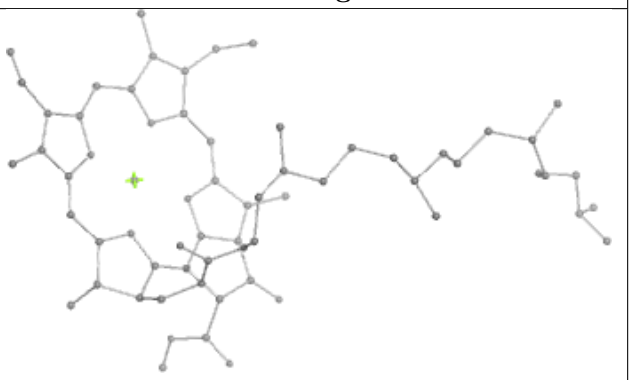 Rings

Ligand CLA y 612

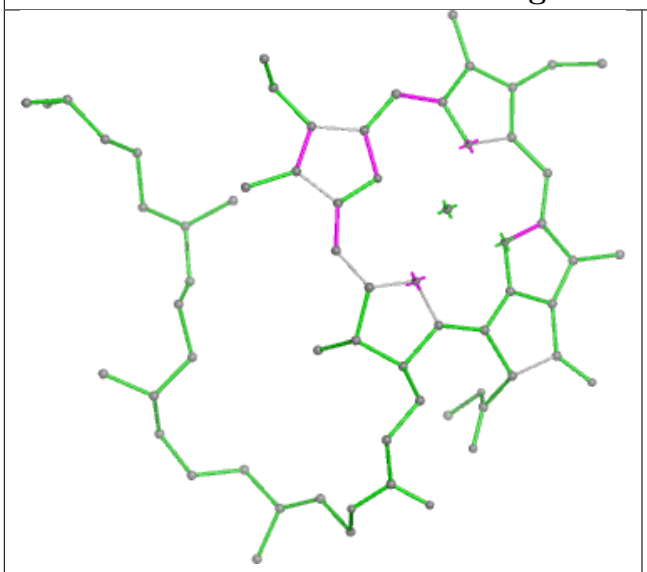

Bond lengths

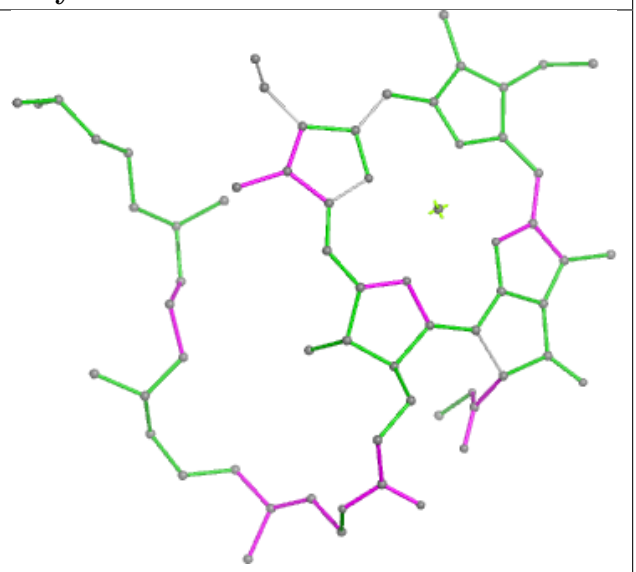

Bond angles

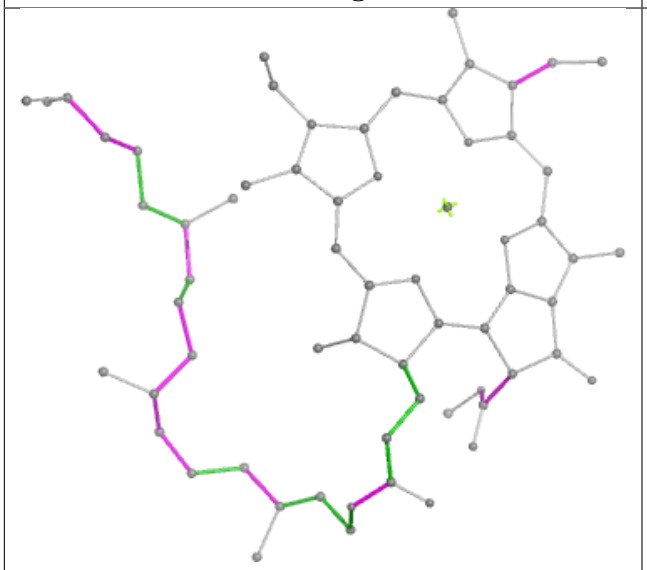

Torsions

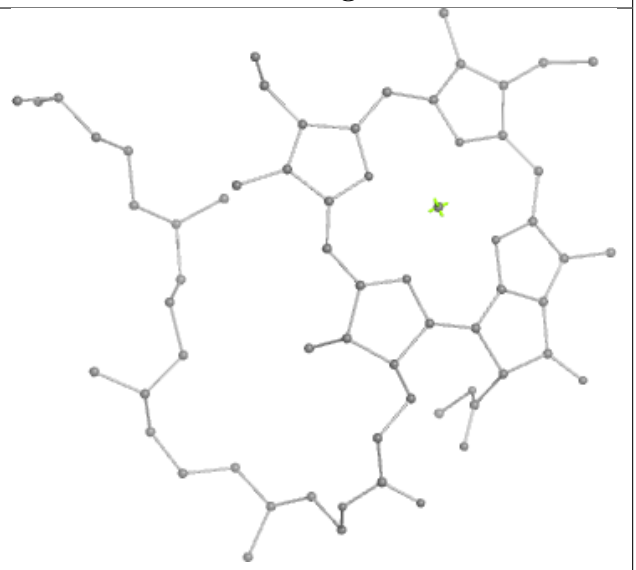

Rings

Ligand CLA 6 615	
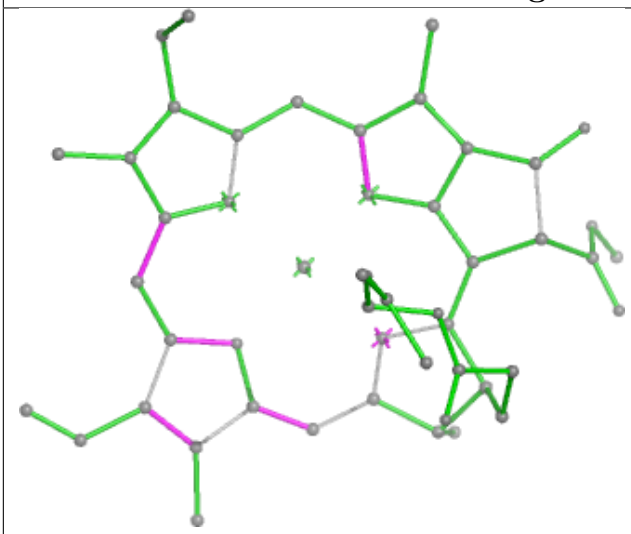 Bond lengths	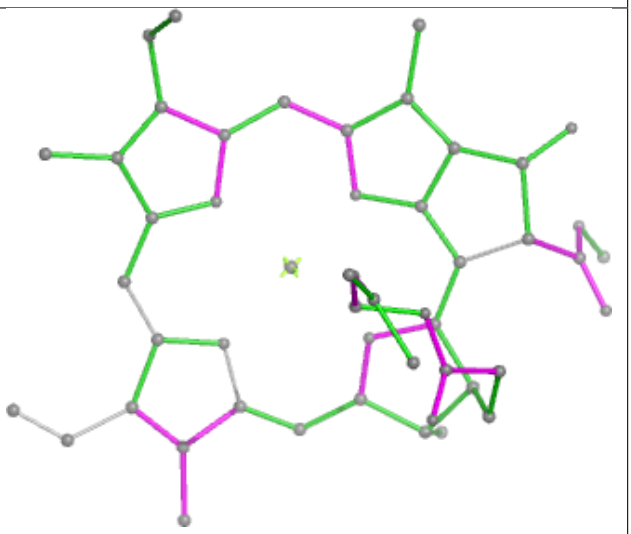 Bond angles
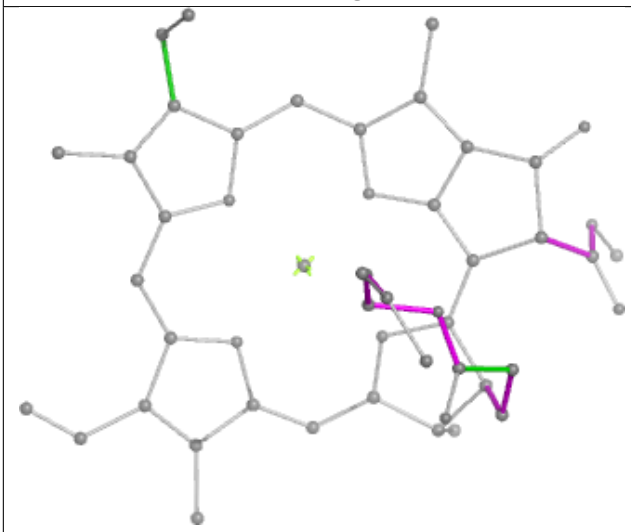 Torsions	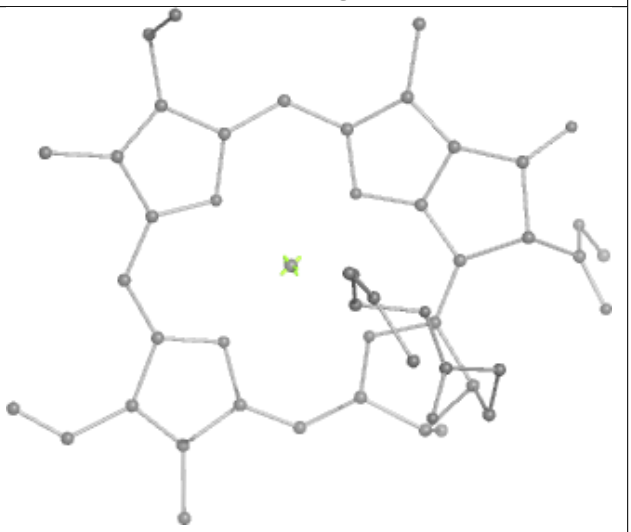 Rings

Ligand CLA y 611	
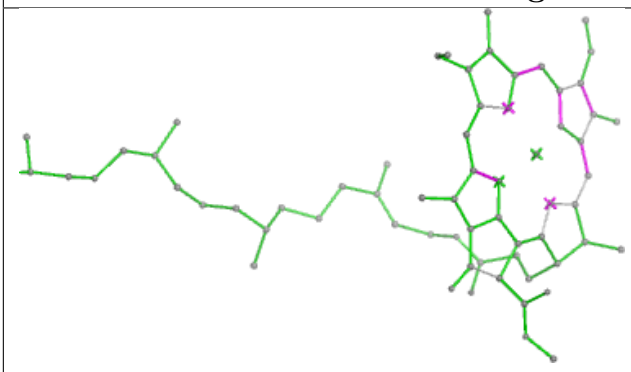 Bond lengths	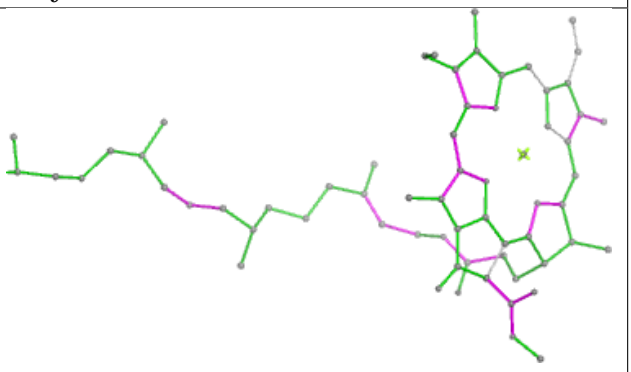 Bond angles
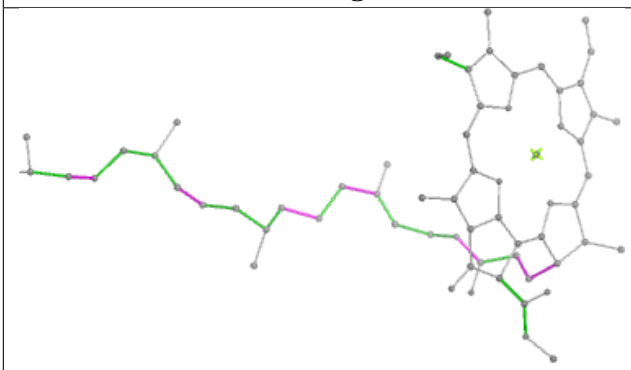 Torsions	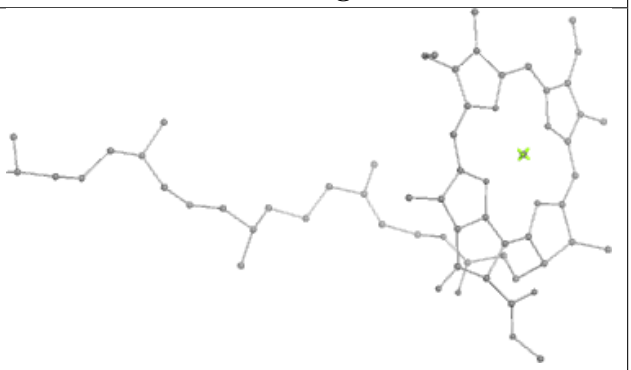 Rings

Ligand CLA 16 604

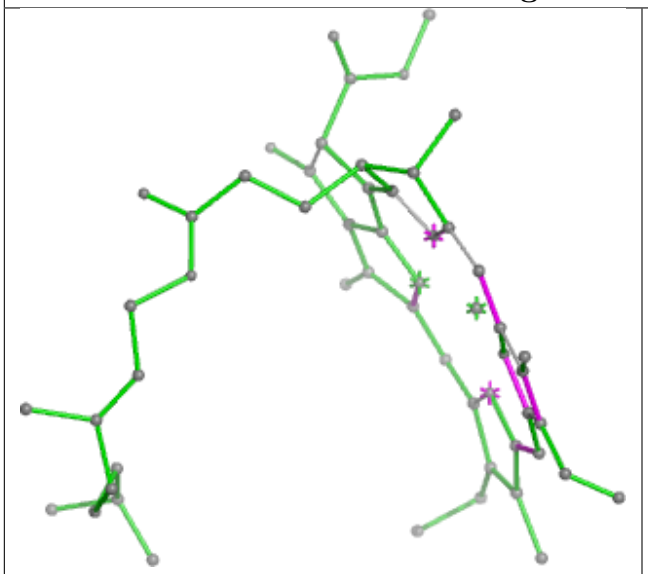

Bond lengths

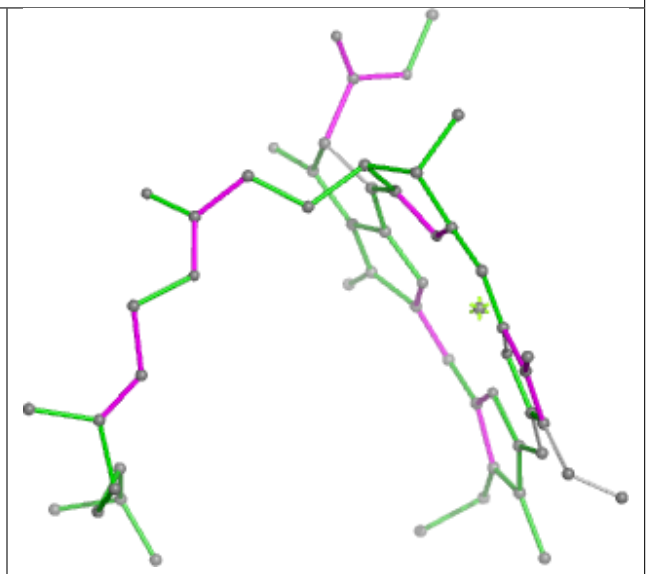

Bond angles

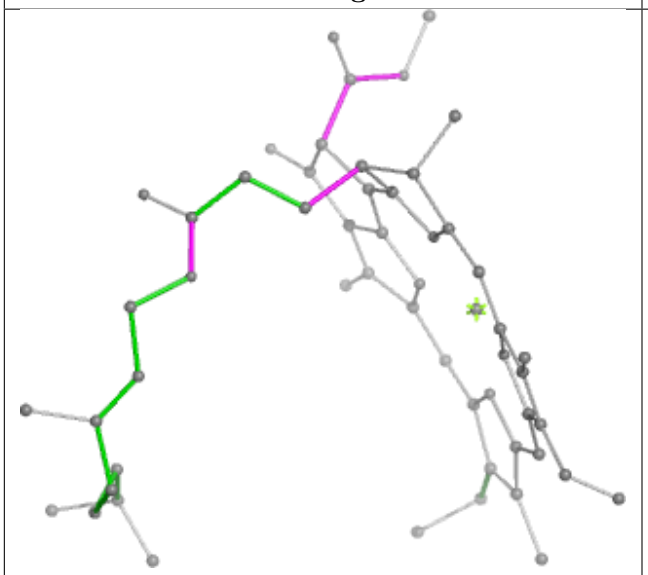

Torsions

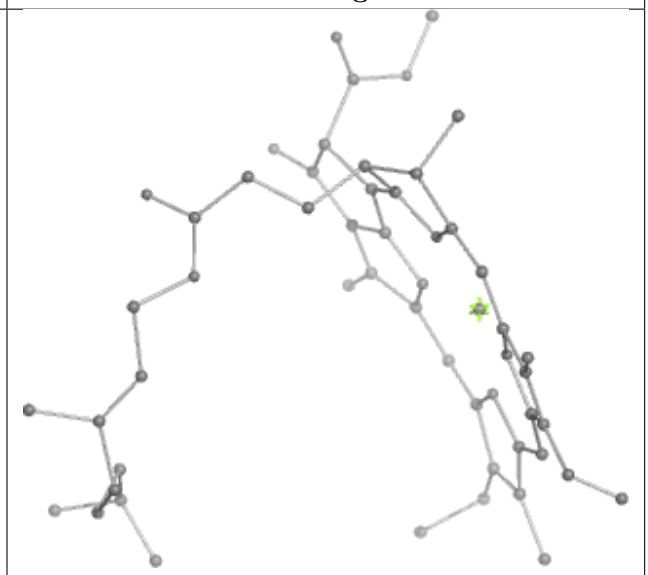

Rings

Ligand LHG a 411

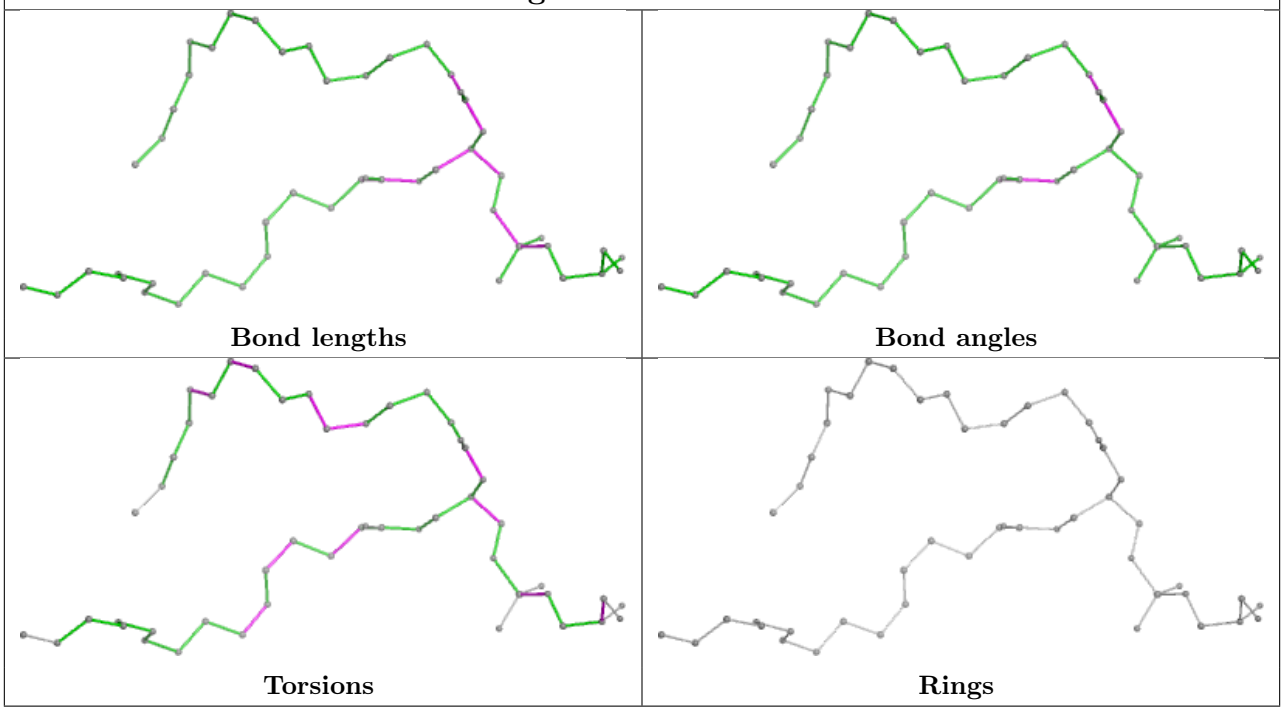

Ligand LNL i 101

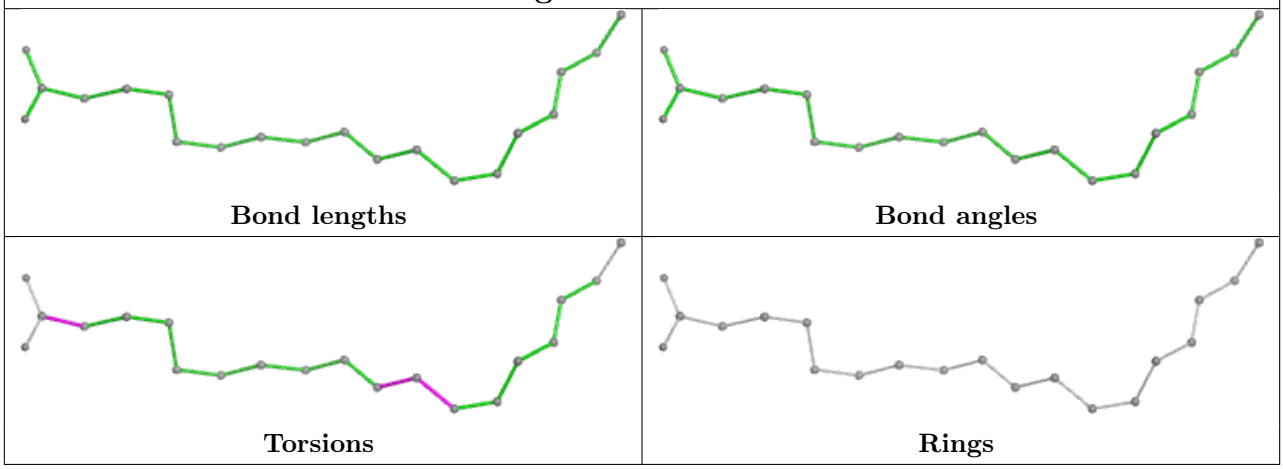

Ligand CLA 6 611	
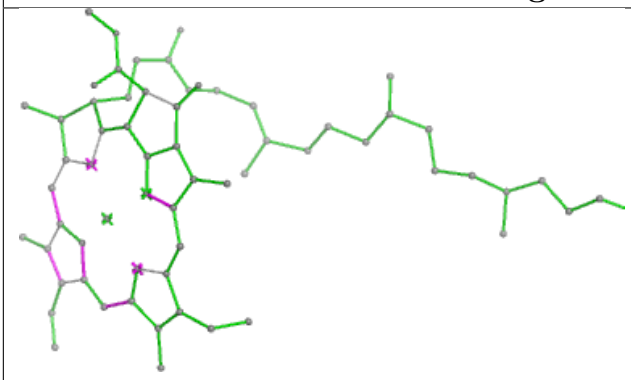 Bond lengths	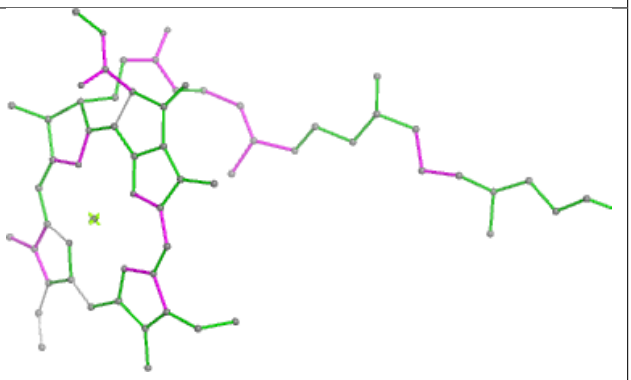 Bond angles
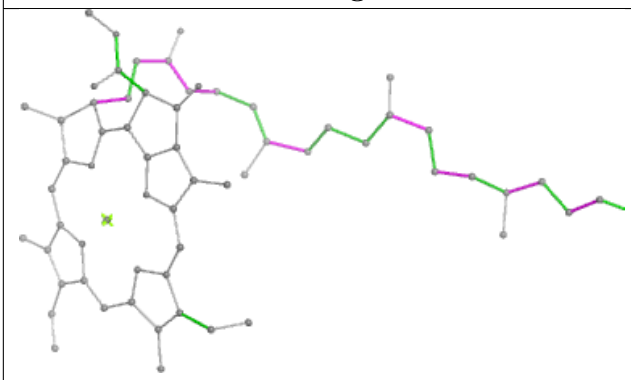 Torsions	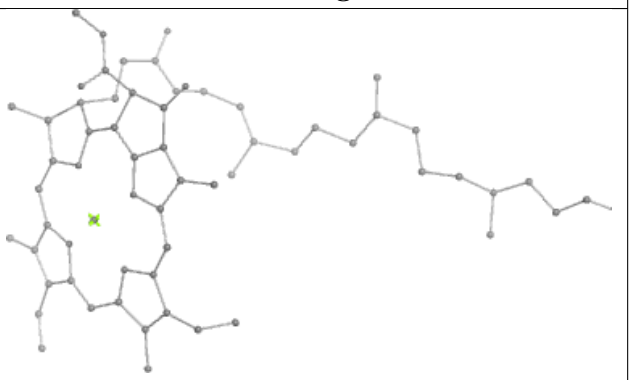 Rings

Ligand CLA 13 603	
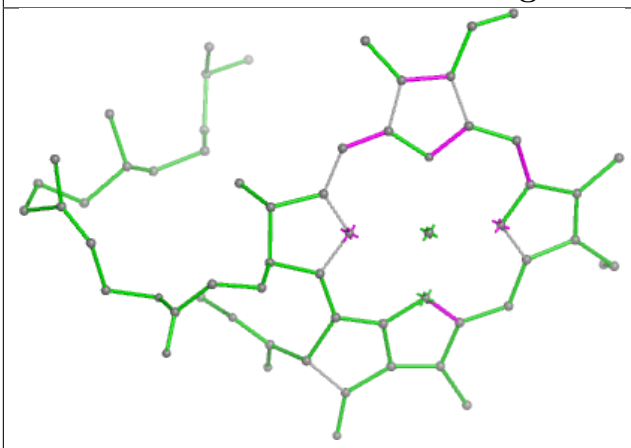 Bond lengths	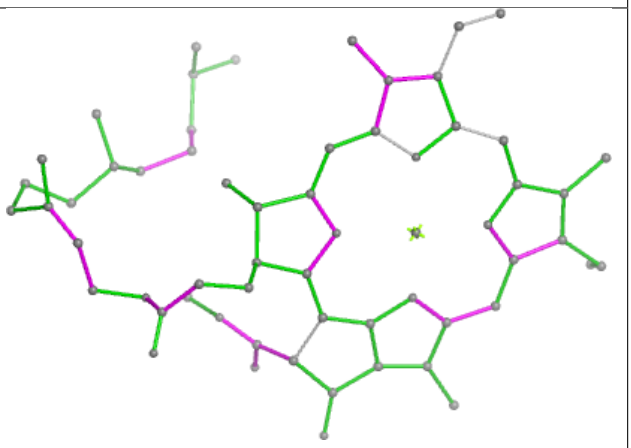 Bond angles
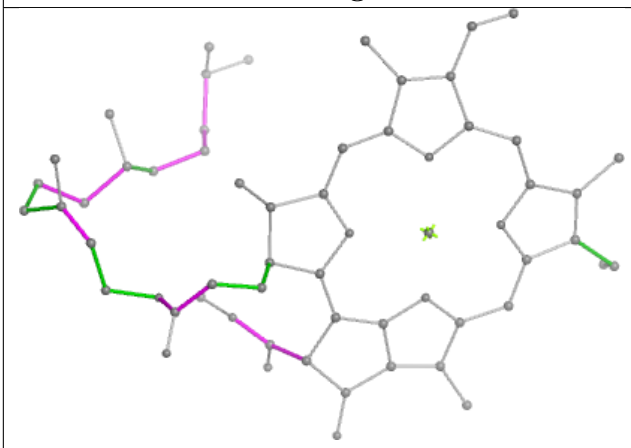 Torsions	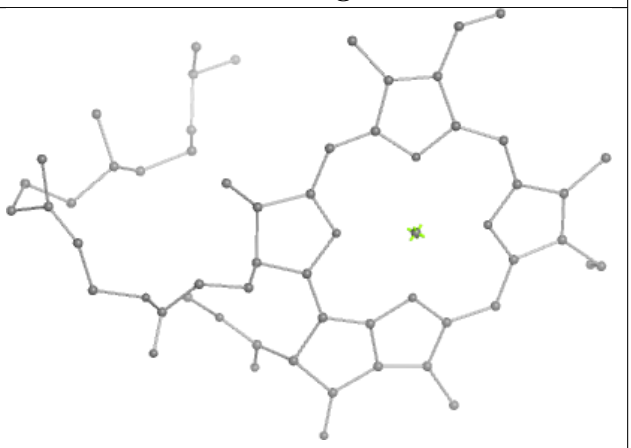 Rings

Ligand CLA B 609

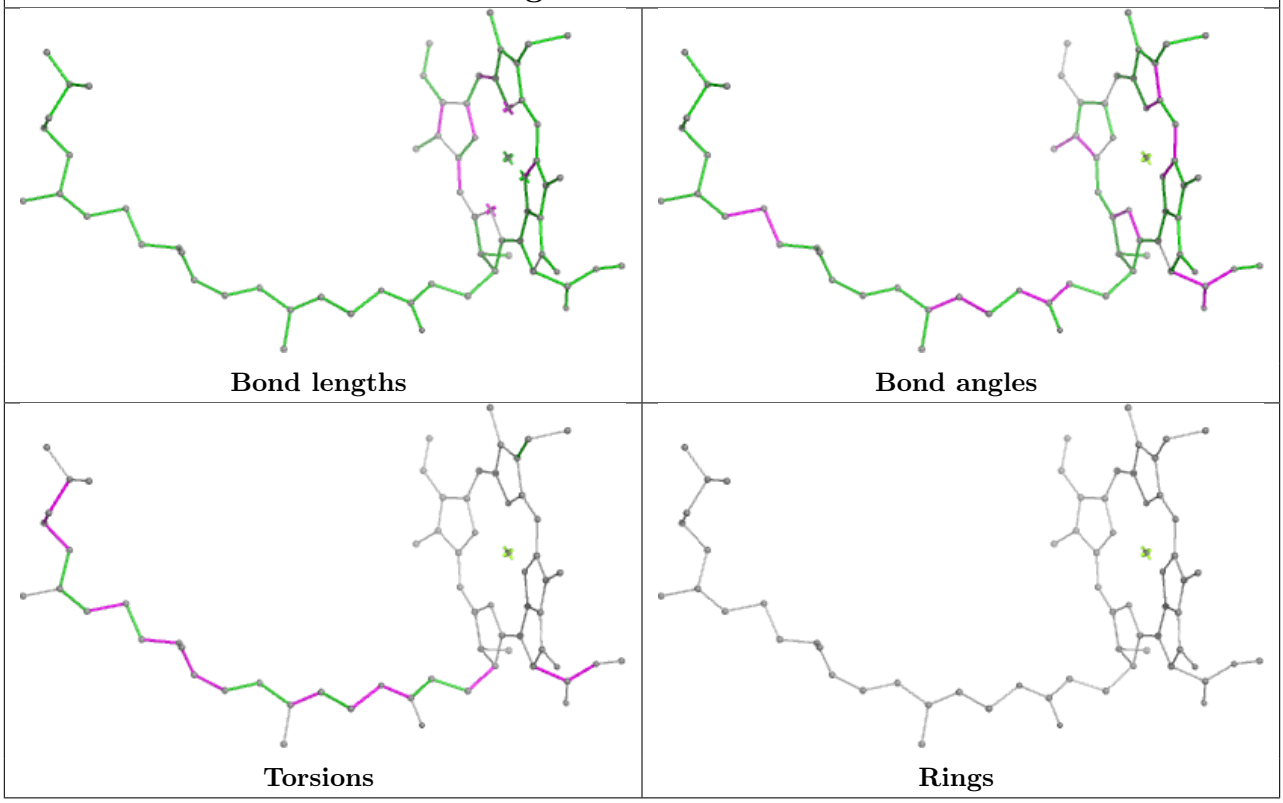

Ligand LHG n 616

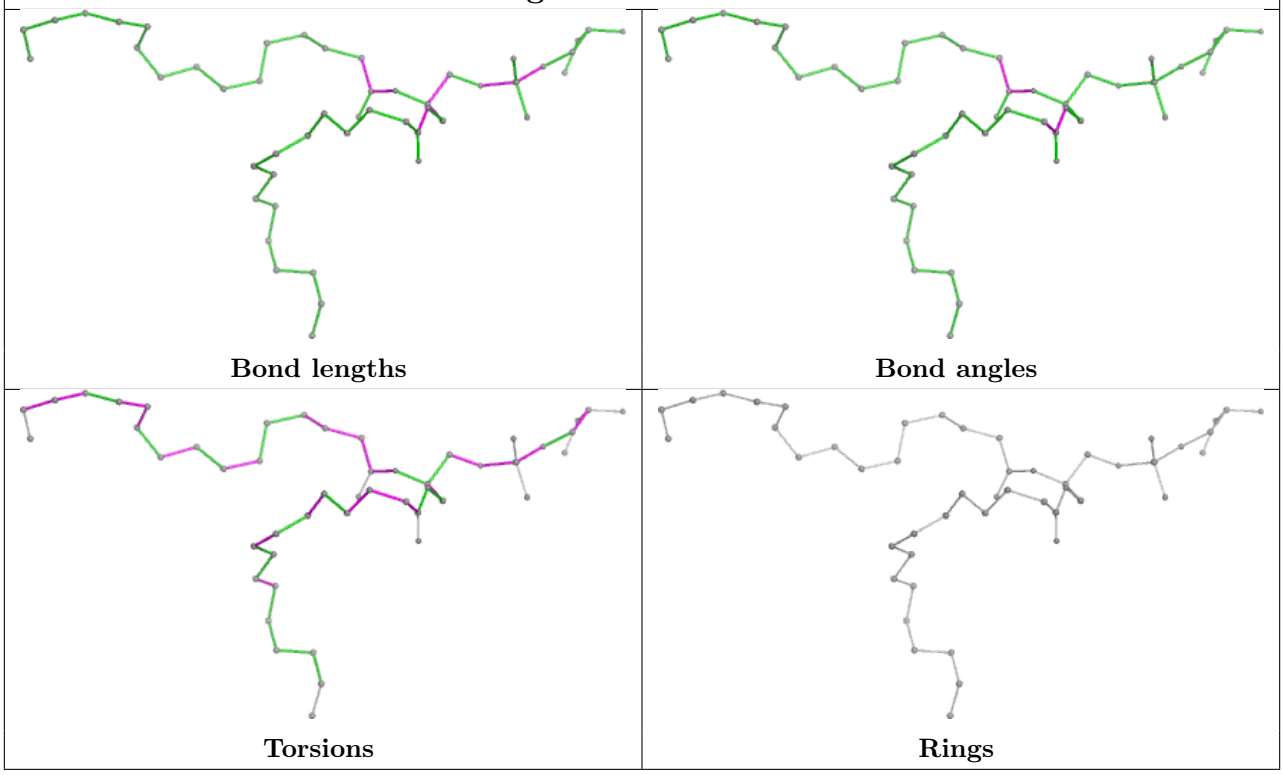

Ligand XAT 14 619	
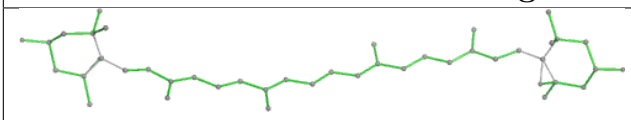 Bond lengths	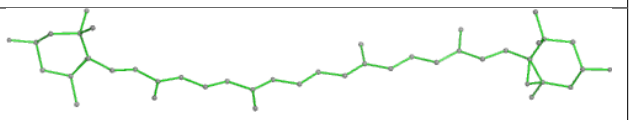 Bond angles
Torsions	Rings

Ligand CLA 3 612	
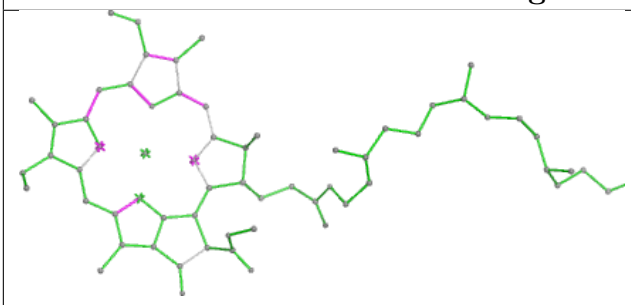 Bond lengths	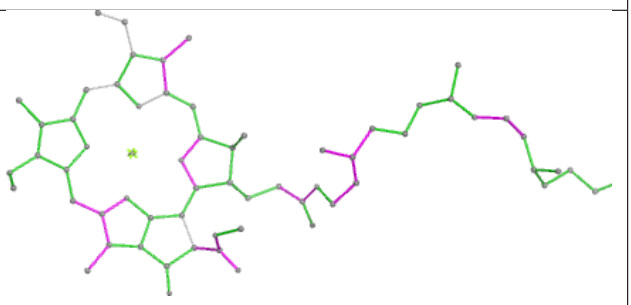 Bond angles
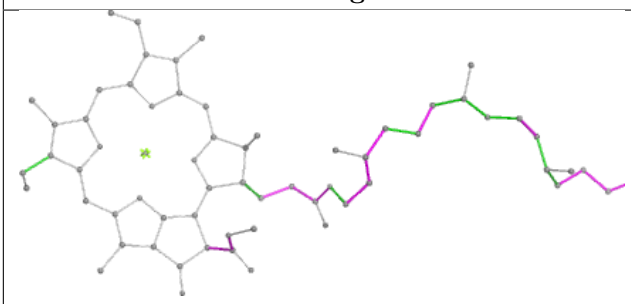 Torsions	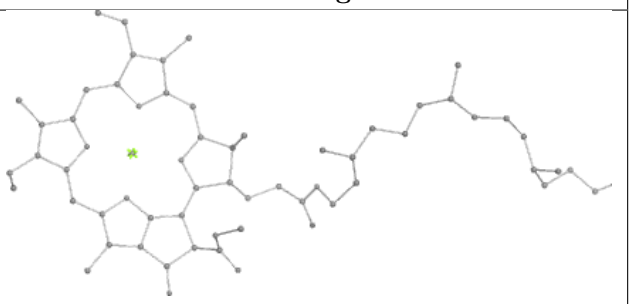 Rings

Ligand CHL 2 606

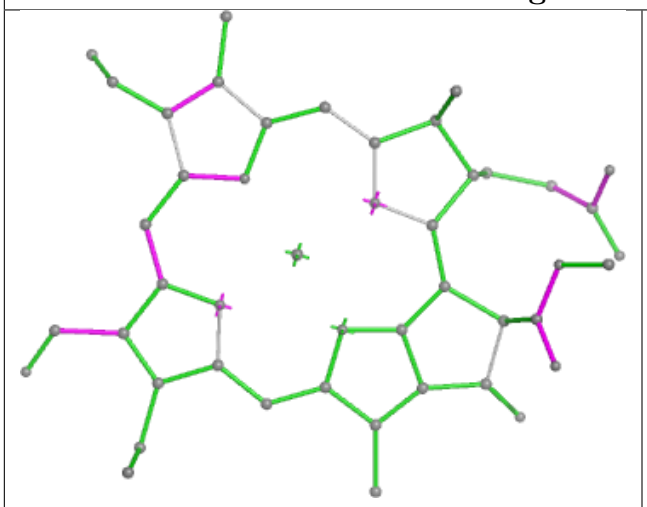

Bond lengths

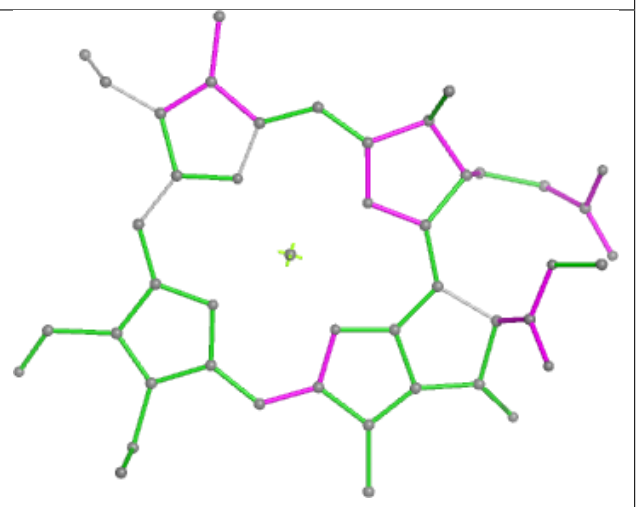

Bond angles

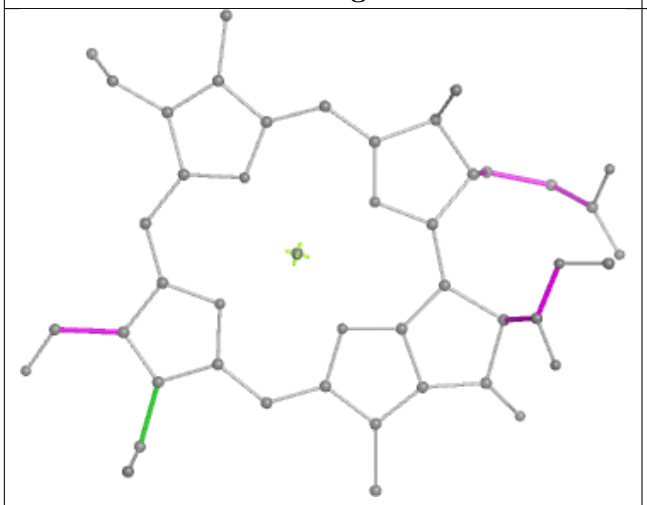

Torsions

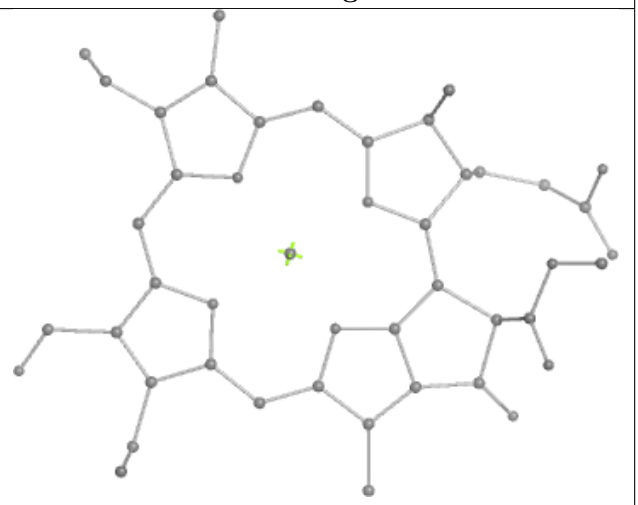

Rings

Ligand CLA 6 612

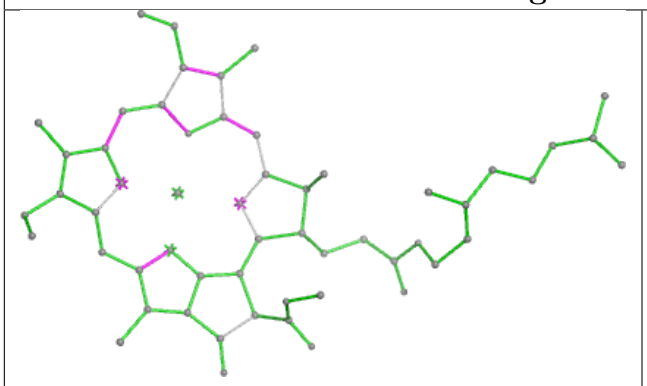

Bond lengths

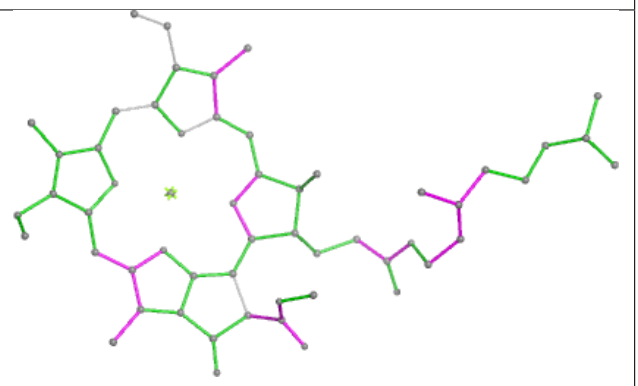

Bond angles

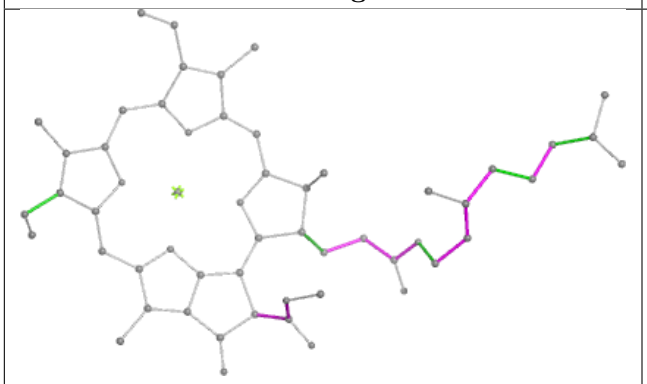

Torsions

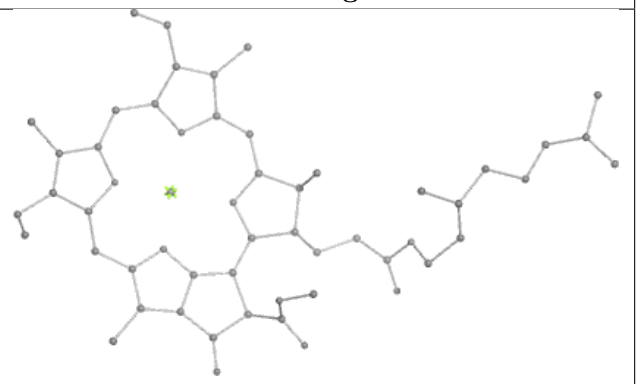

Rings

Ligand XAT g 619



Bond lengths

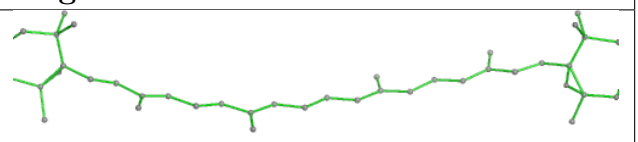

Bond angles

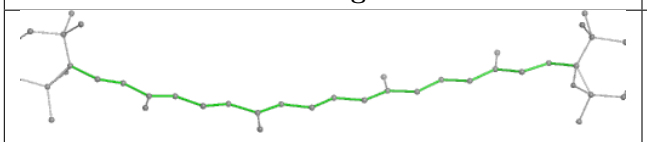

Torsions



Rings

Ligand PHO a 405

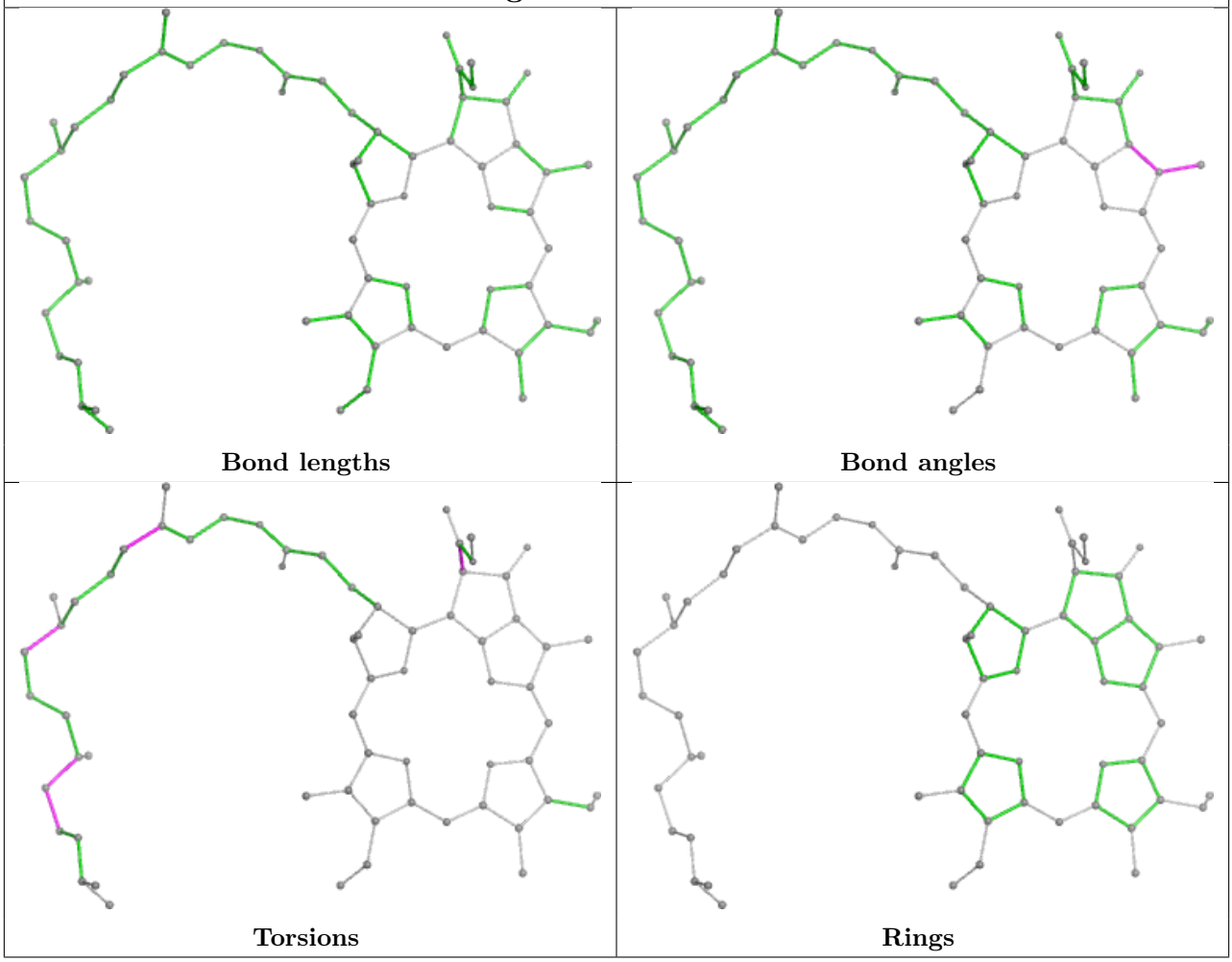

Ligand CHL 15 607	
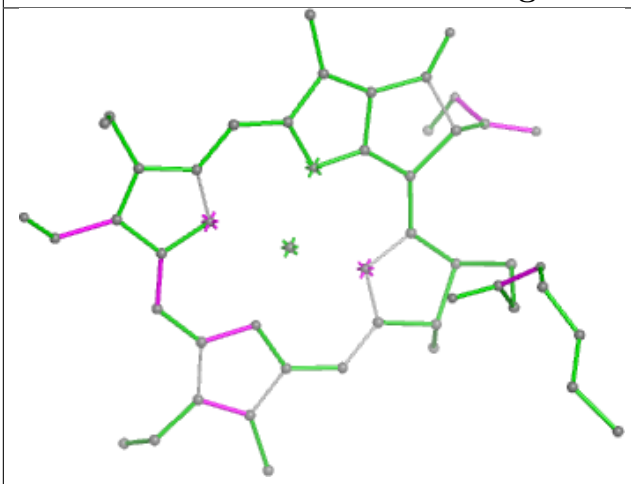 Bond lengths	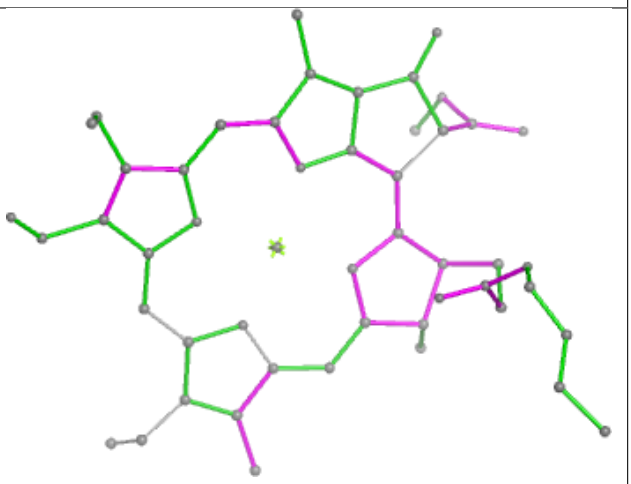 Bond angles
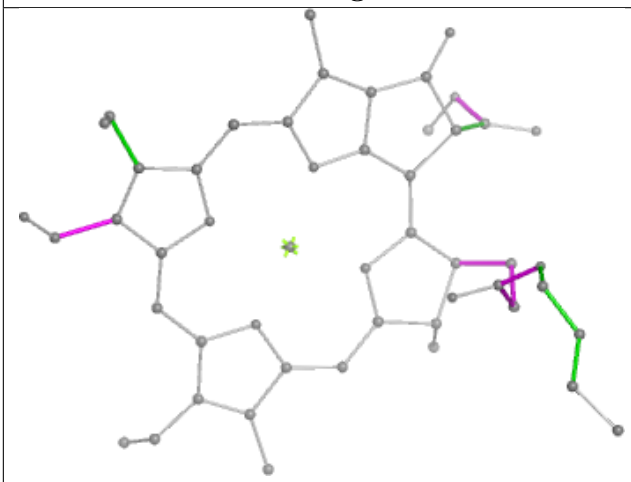 Torsions	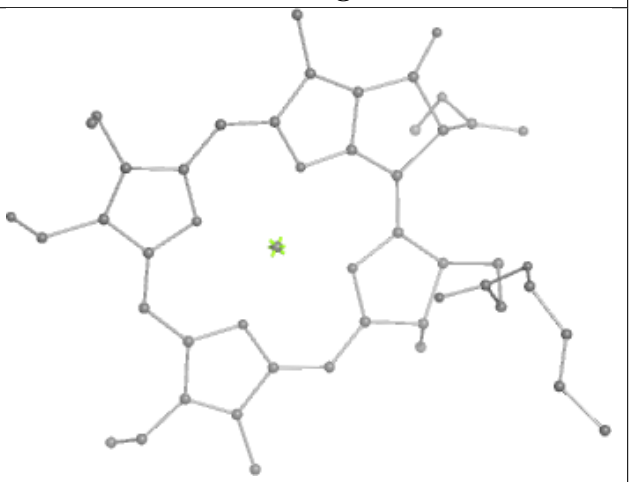 Rings

Ligand LUT g 617	
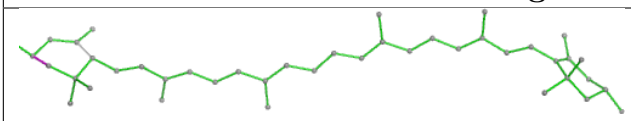 Bond lengths	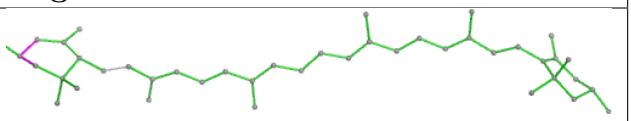 Bond angles
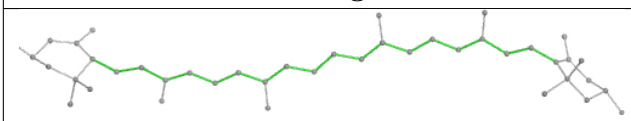 Torsions	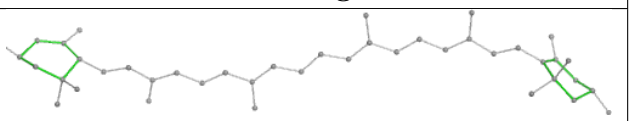 Rings

Ligand CLA 2 603

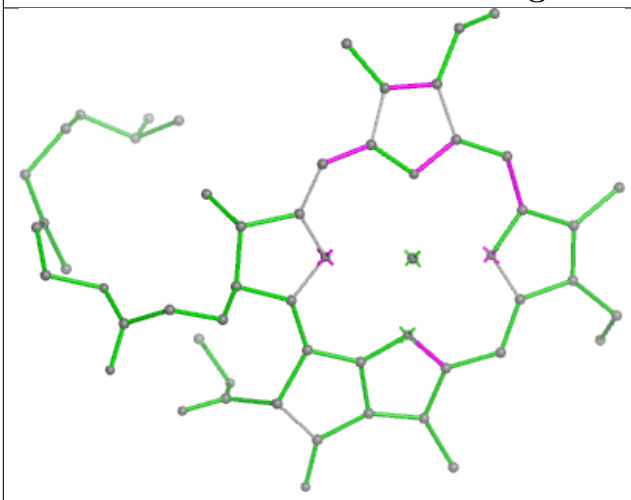

Bond lengths

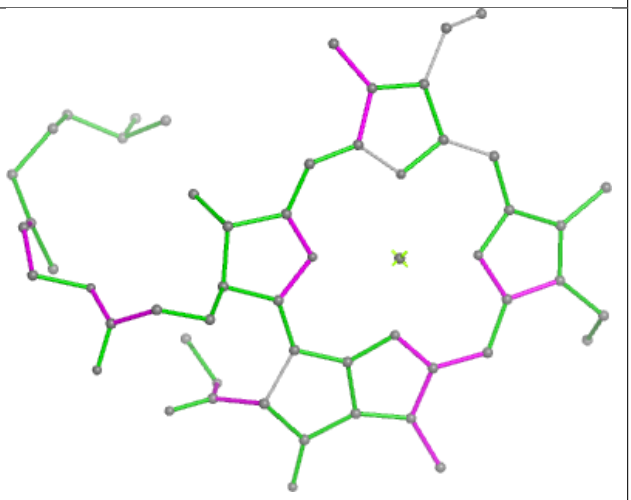

Bond angles

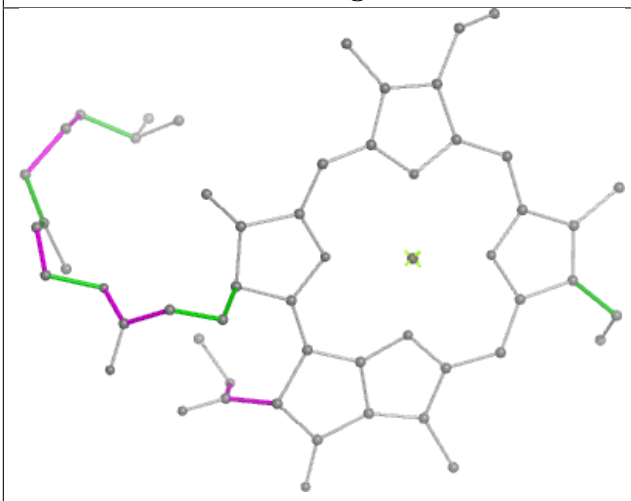

Torsions

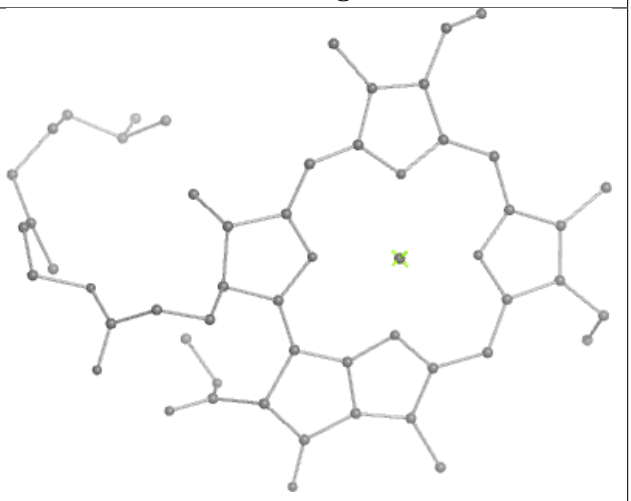

Rings

Ligand PHO A 405

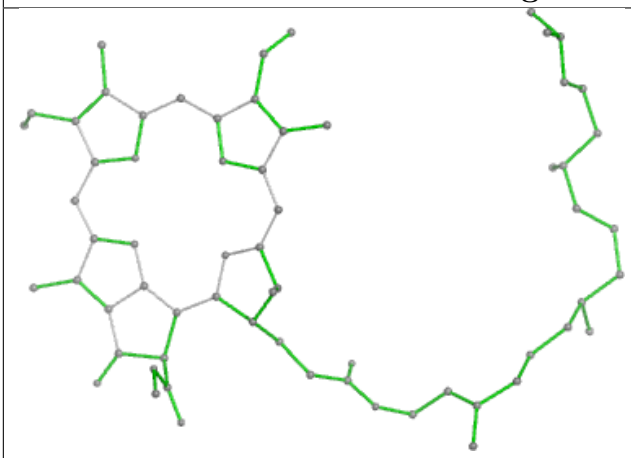

Bond lengths

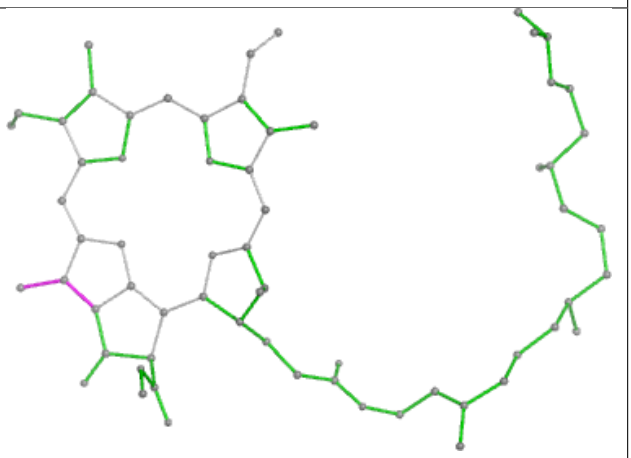

Bond angles

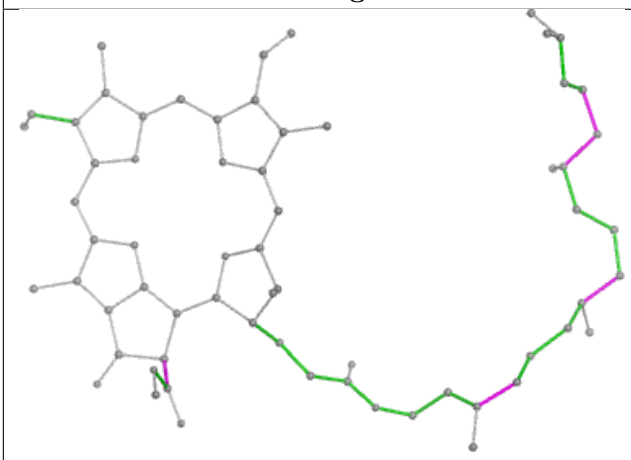

Torsions

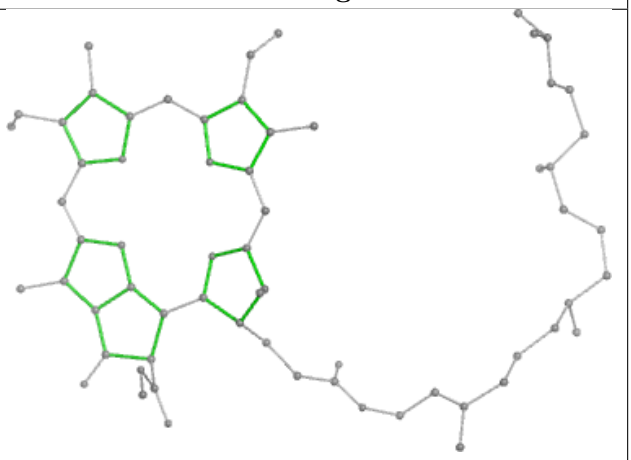

Rings

Ligand CHL 2 608

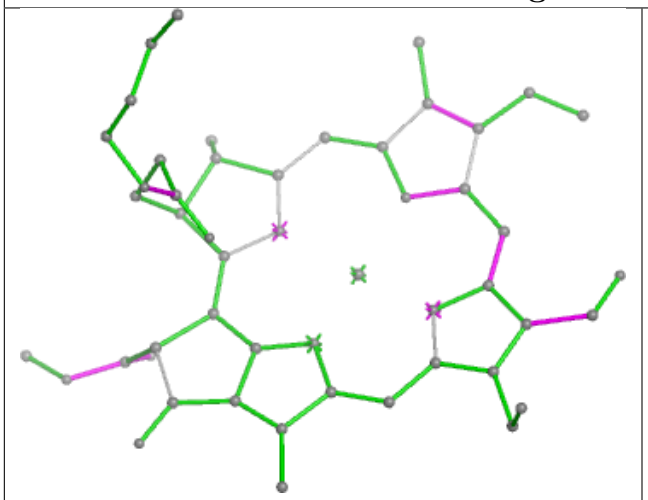

Bond lengths

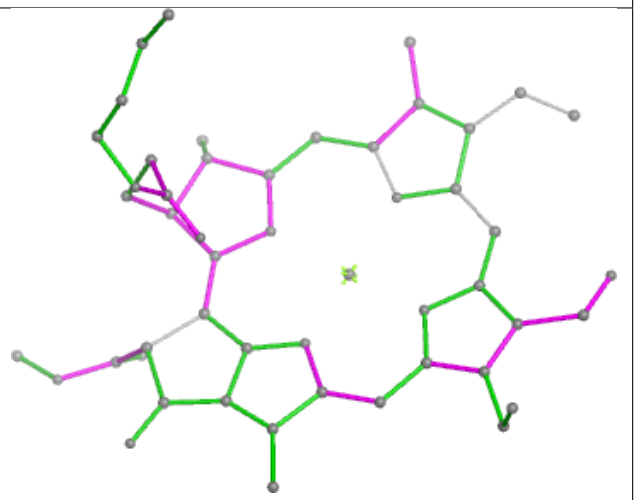

Bond angles

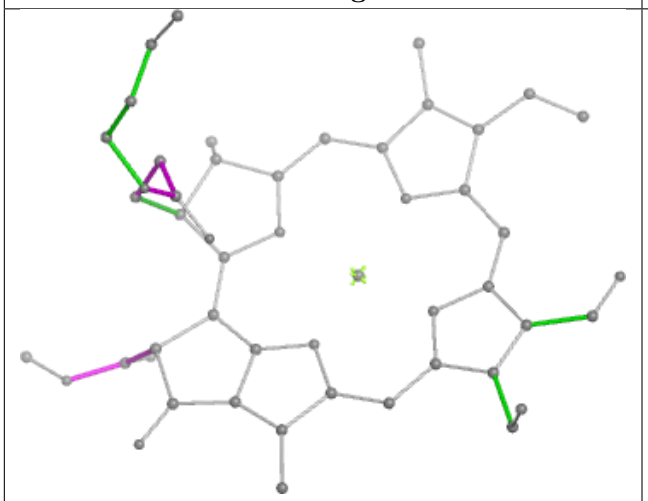

Torsions

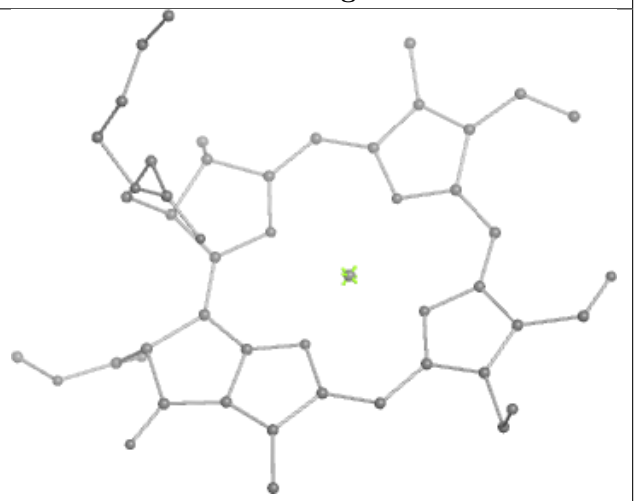

Rings

Ligand CLA 14 603	
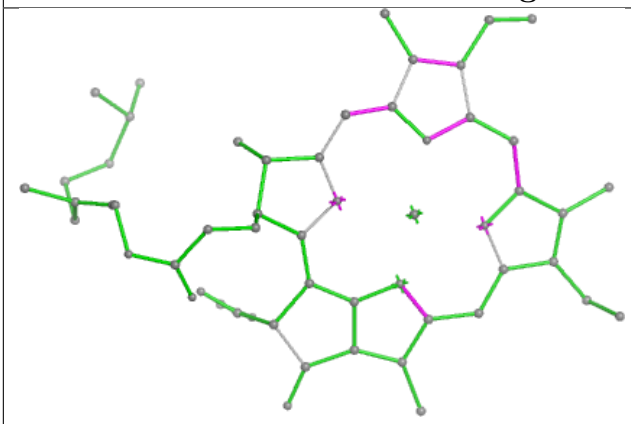 Bond lengths	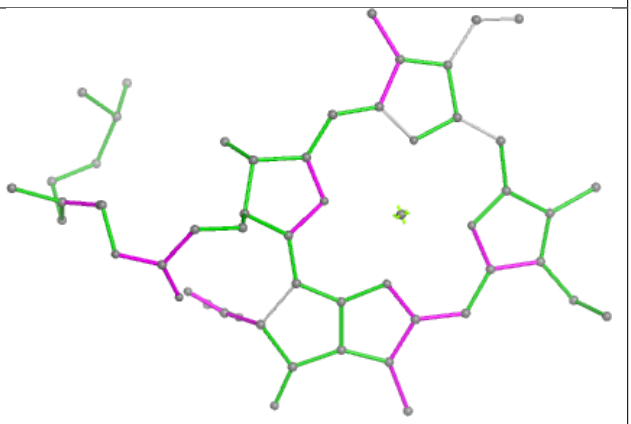 Bond angles
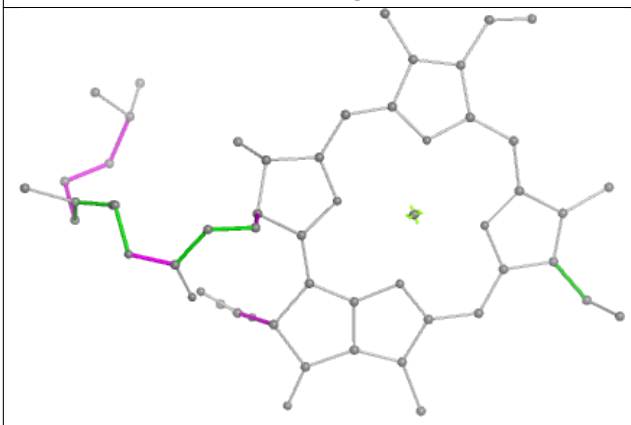 Torsions	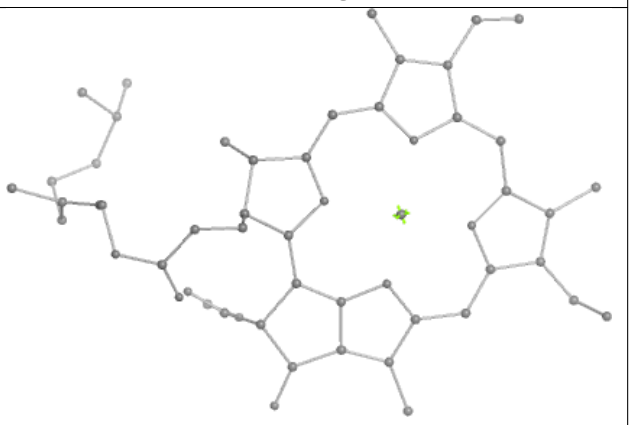 Rings

Ligand CHL G 609

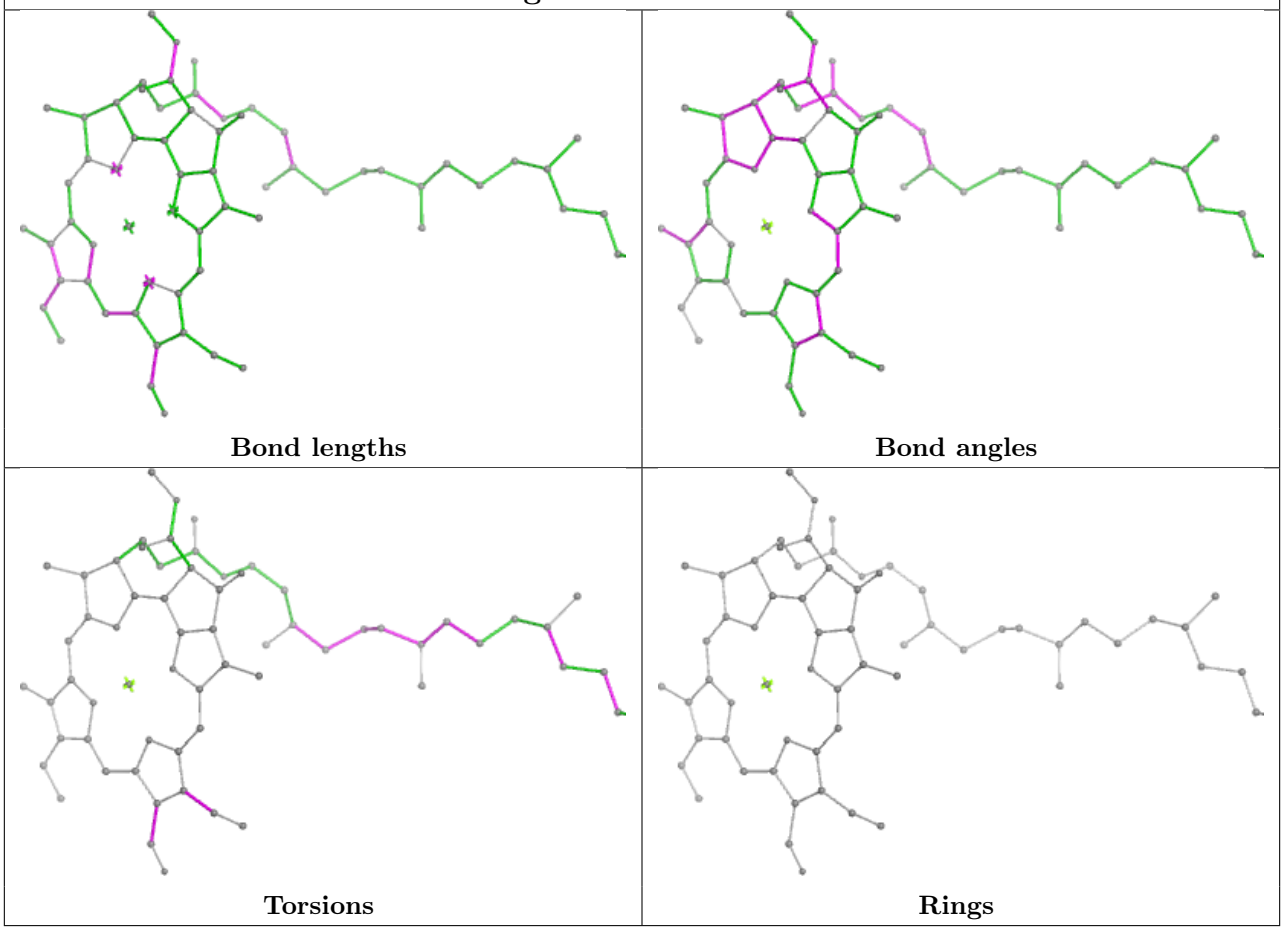

Ligand LMG w 501

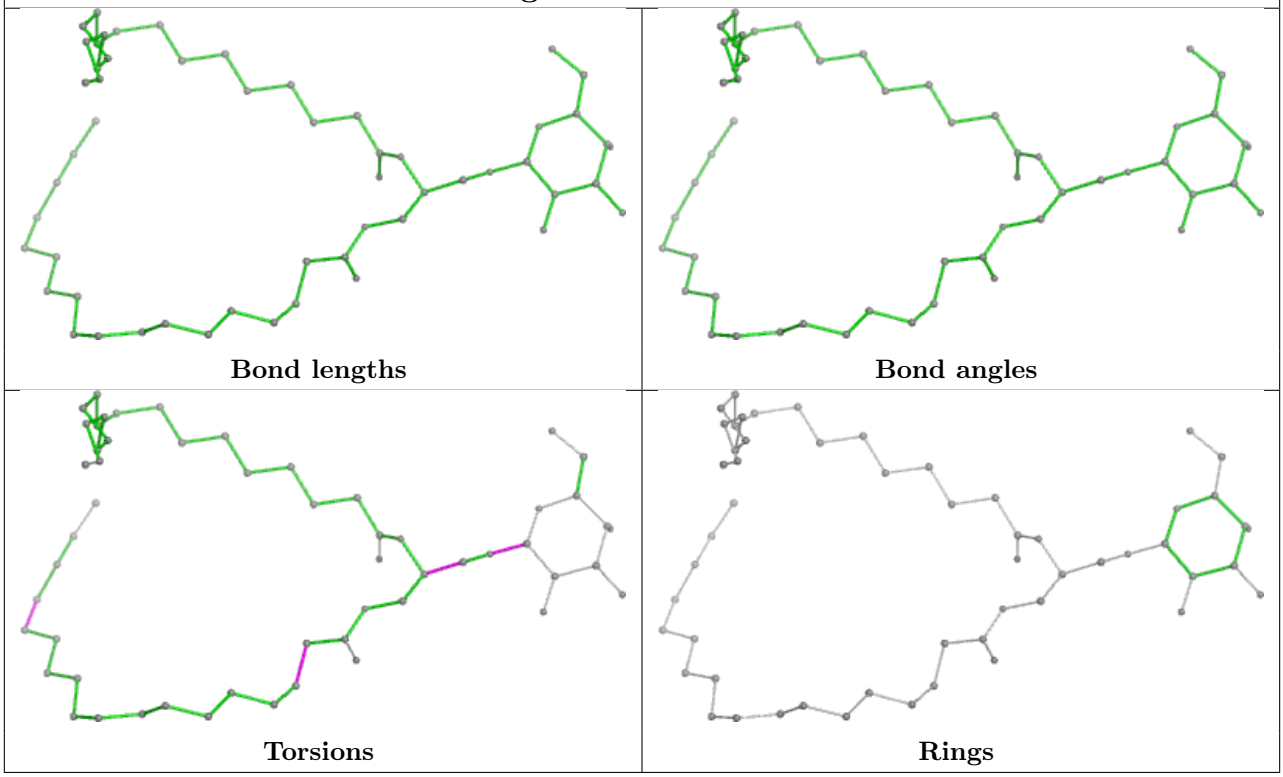

Ligand CLA s 604	
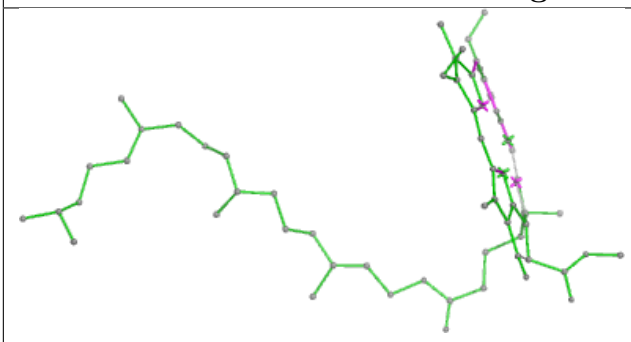 Bond lengths	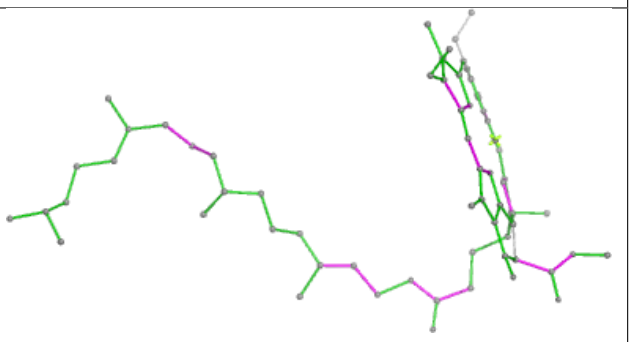 Bond angles
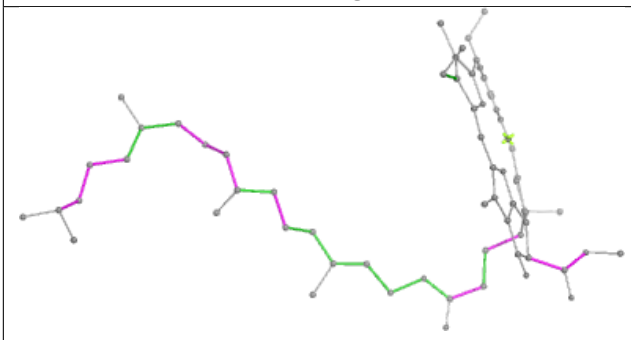 Torsions	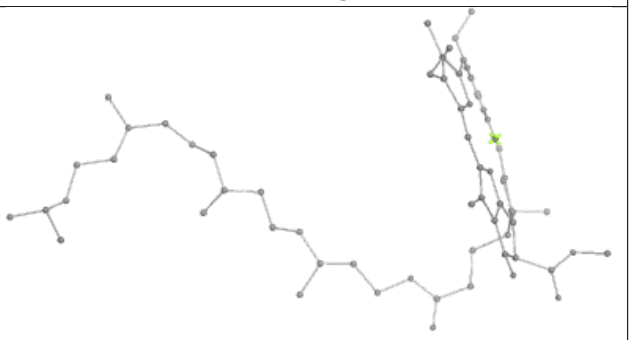 Rings

Ligand CHL y 607

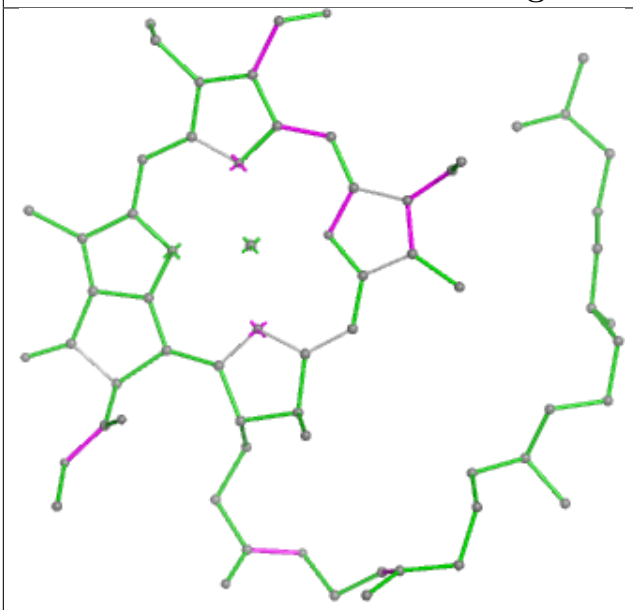

Bond lengths

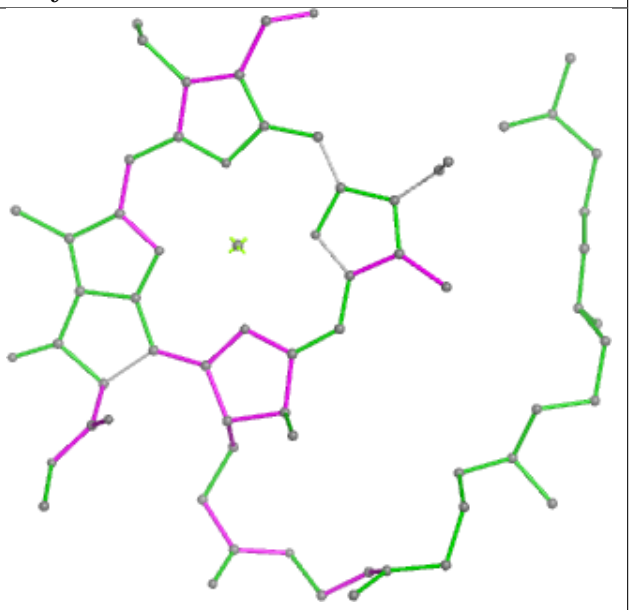

Bond angles

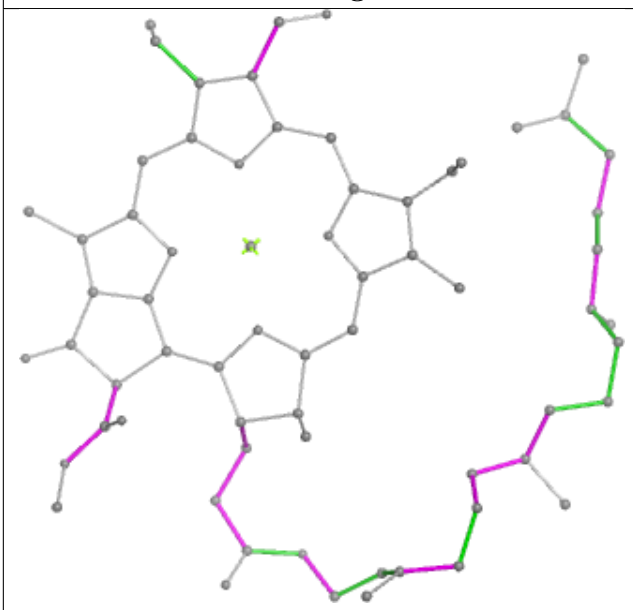

Torsions

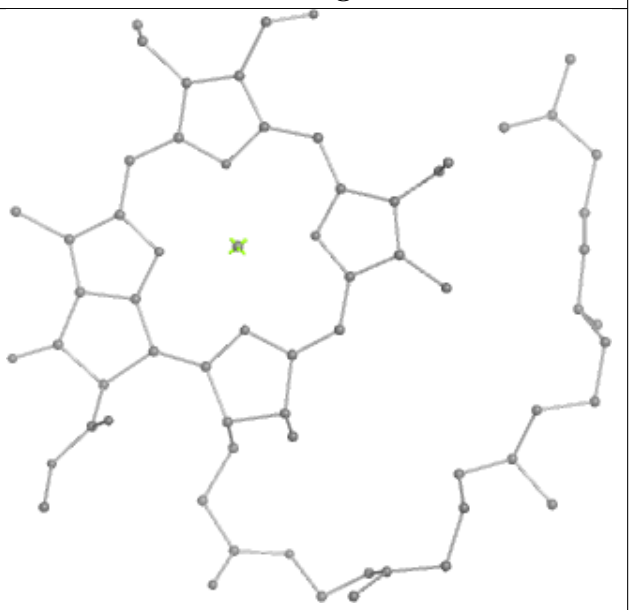

Rings

Ligand LNL y 620

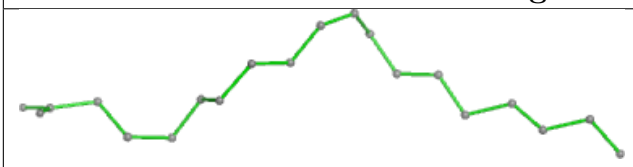

Bond lengths

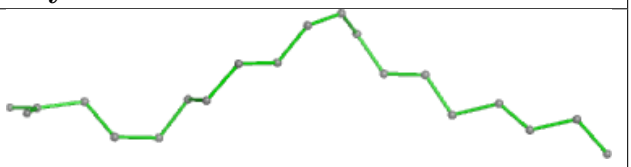

Bond angles

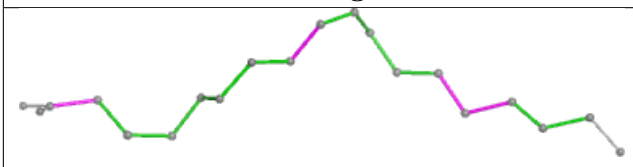

Torsions



Rings

Ligand CHL 13 608

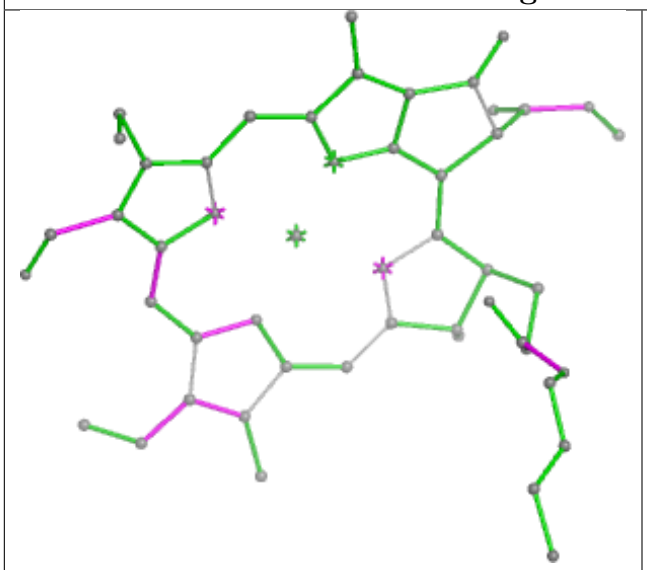

Bond lengths

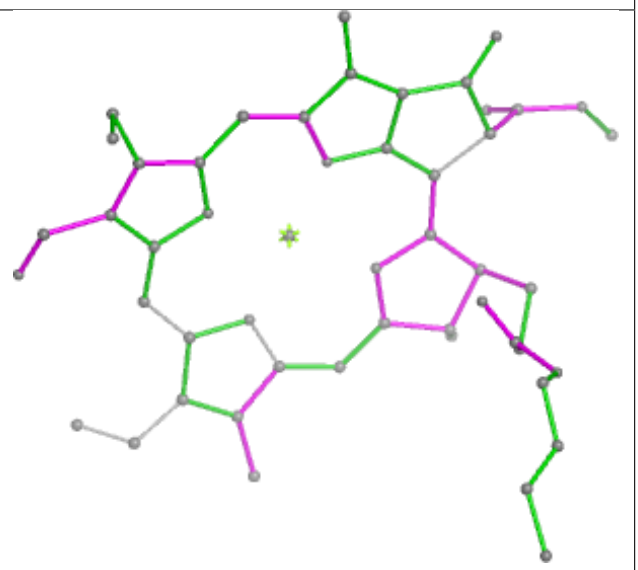

Bond angles

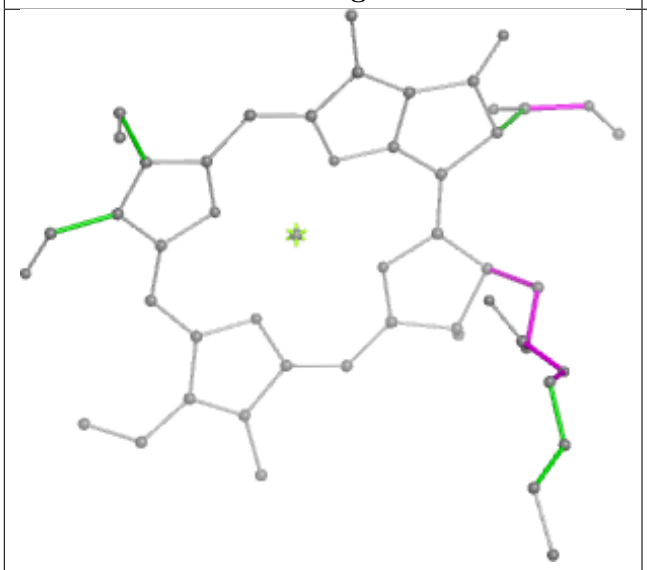

Torsions

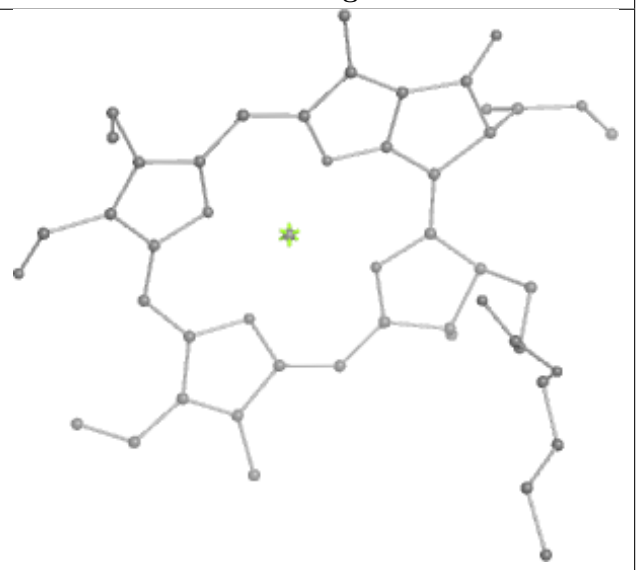

Rings

Ligand CLA R 604

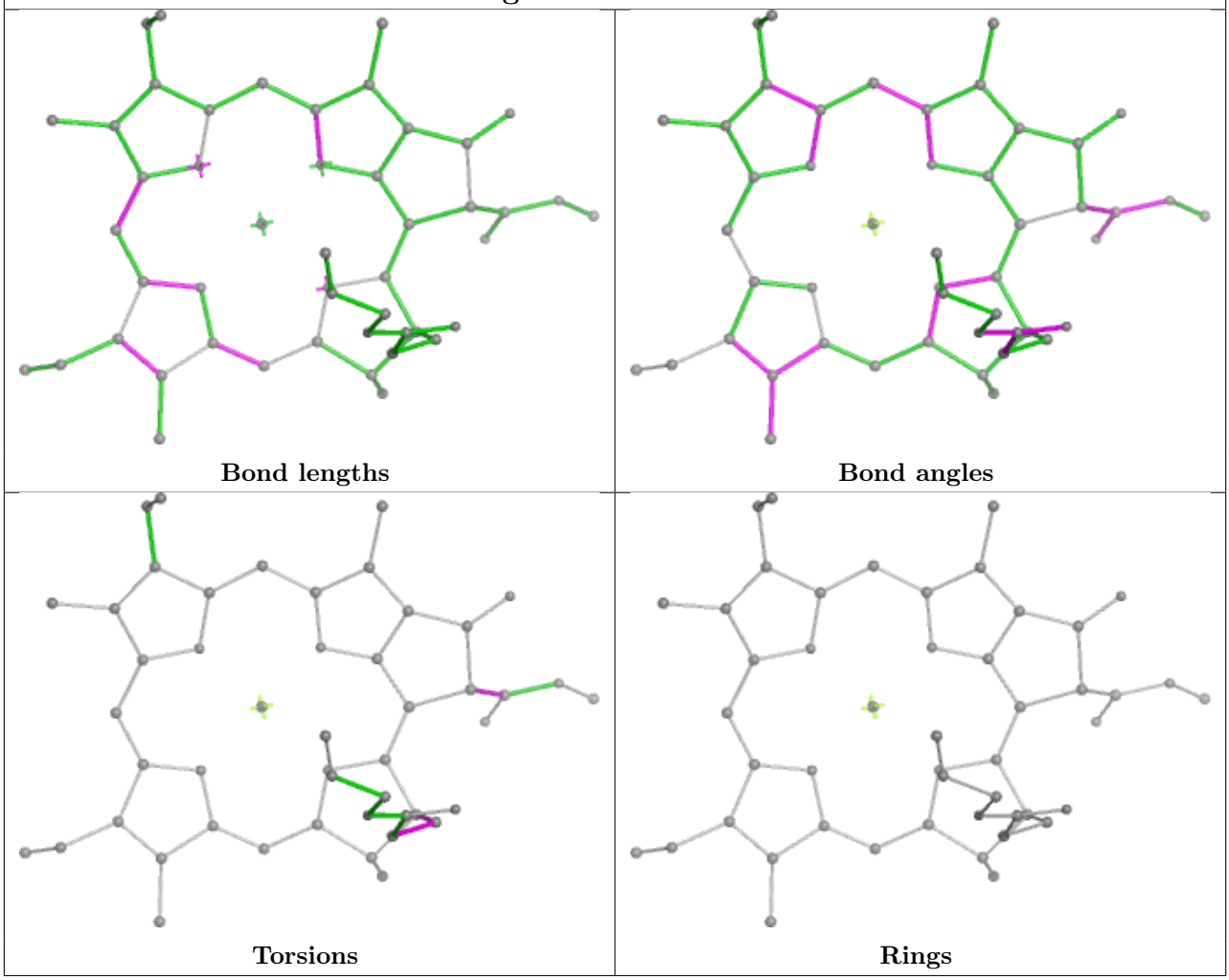

Ligand LHG 16 616	
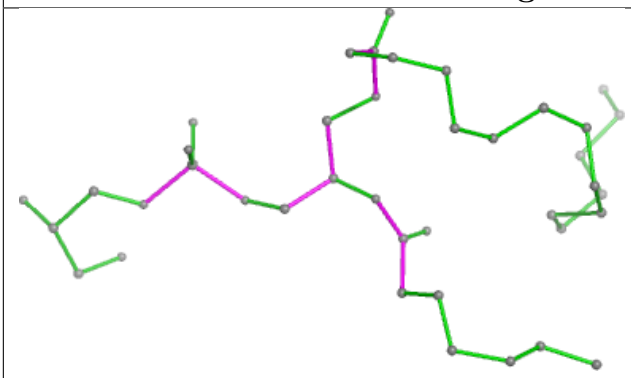 Bond lengths	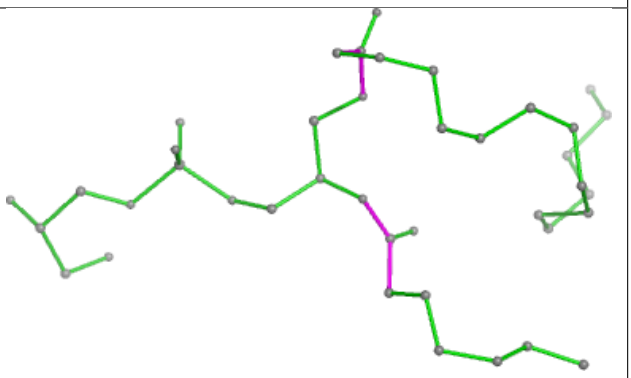 Bond angles
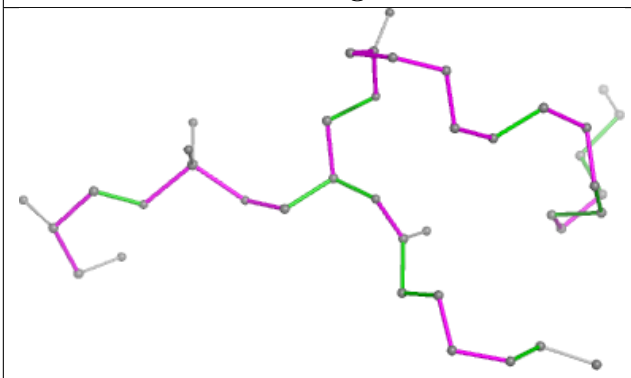 Torsions	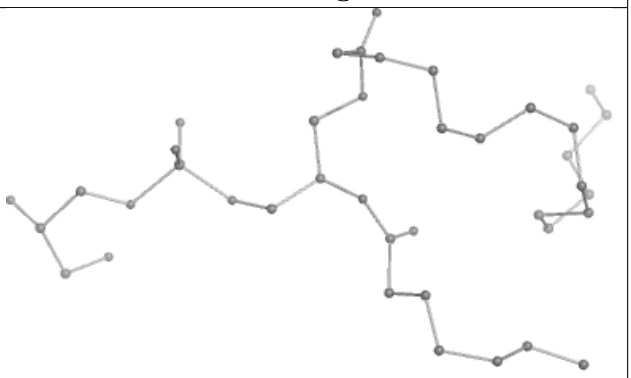 Rings

Ligand LNL Y 619	
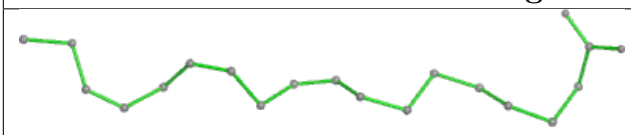 Bond lengths	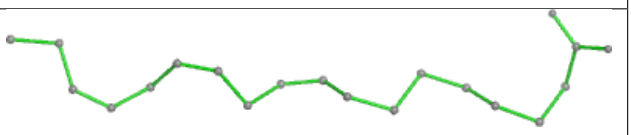 Bond angles
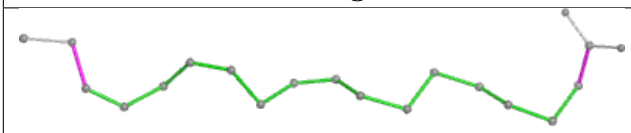 Torsions	Rings

Ligand CLA D 404	
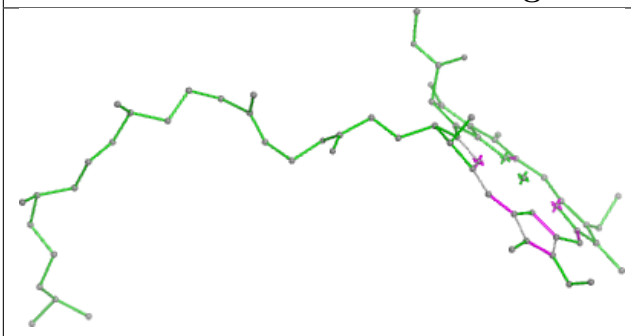 Bond lengths	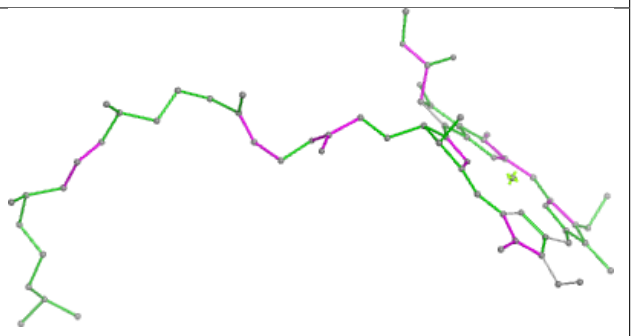 Bond angles
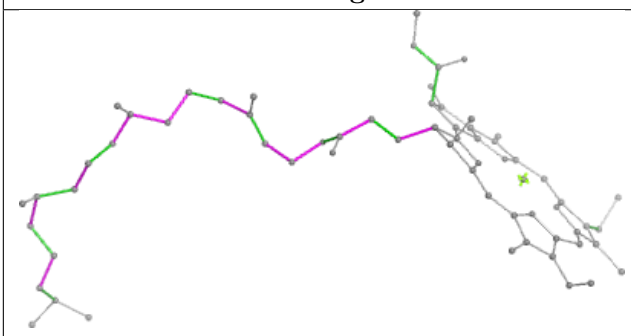 Torsions	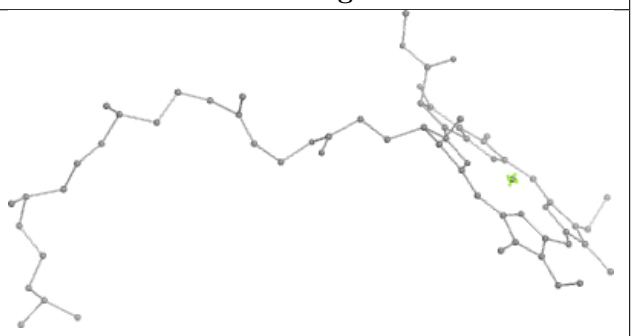 Rings

Ligand CLA 4 613

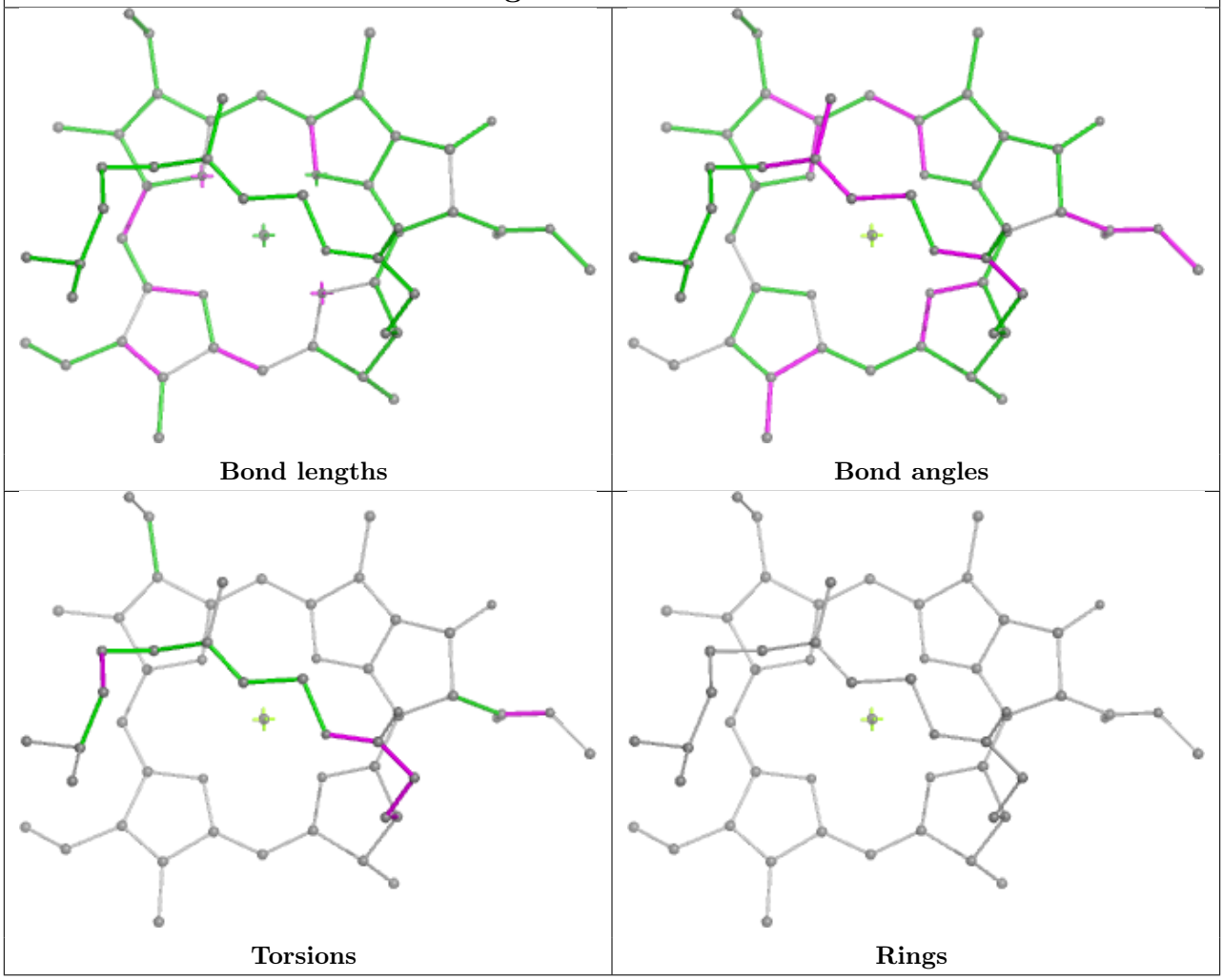

Ligand CHL N 607	
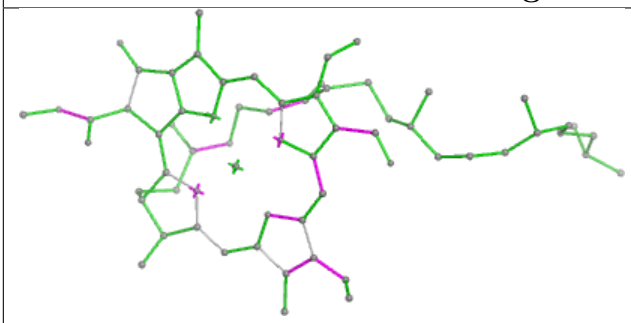 Bond lengths	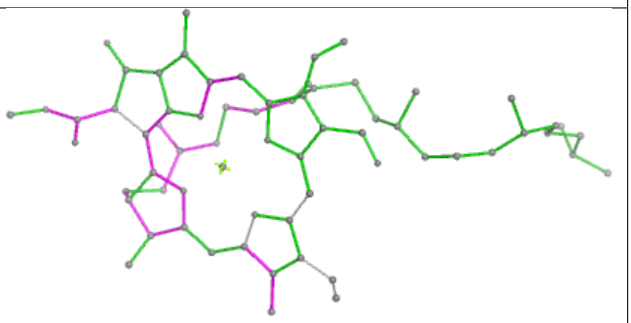 Bond angles
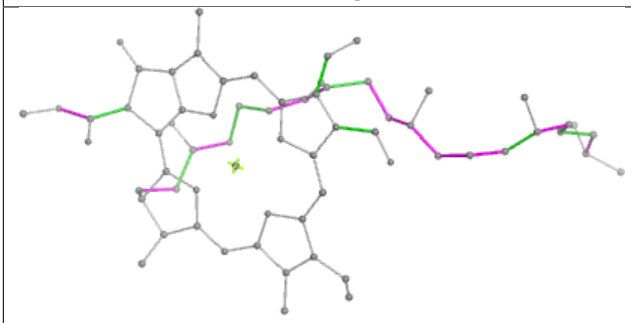 Torsions	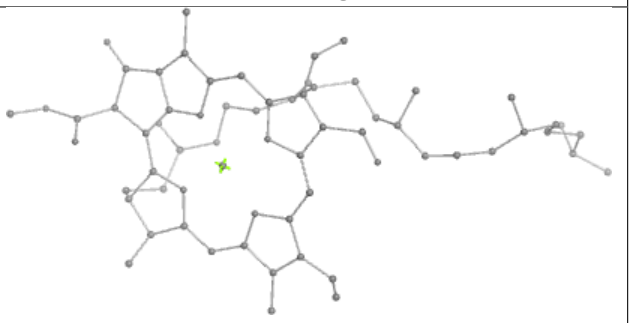 Rings

Ligand CLA A 402	
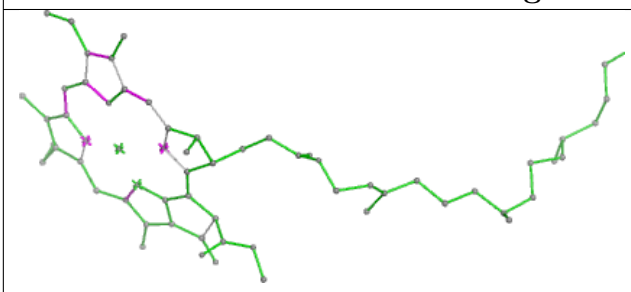 Bond lengths	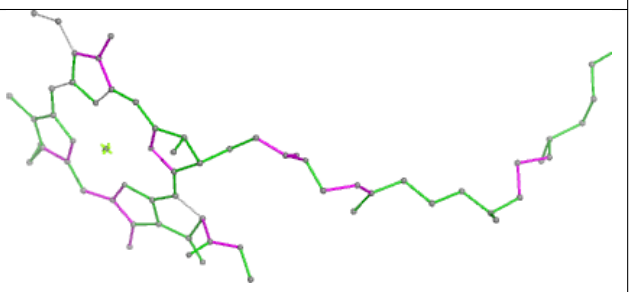 Bond angles
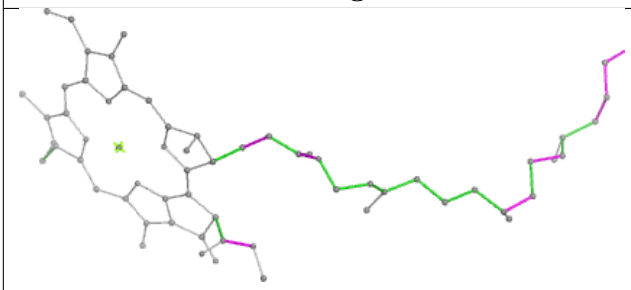 Torsions	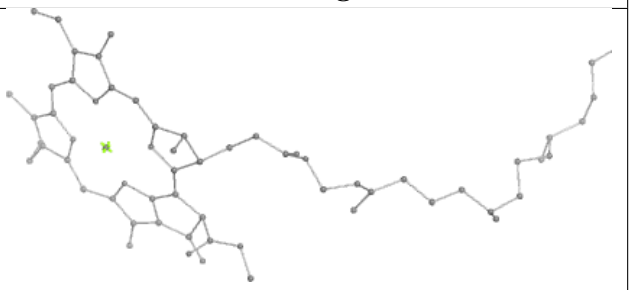 Rings

Ligand CHL 4 608

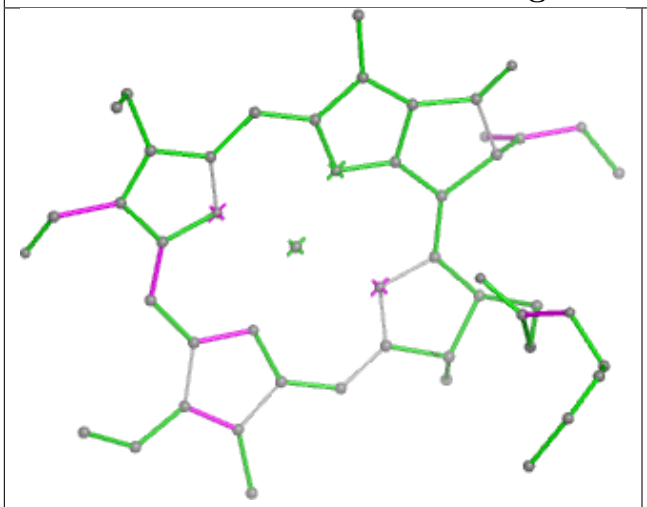

Bond lengths

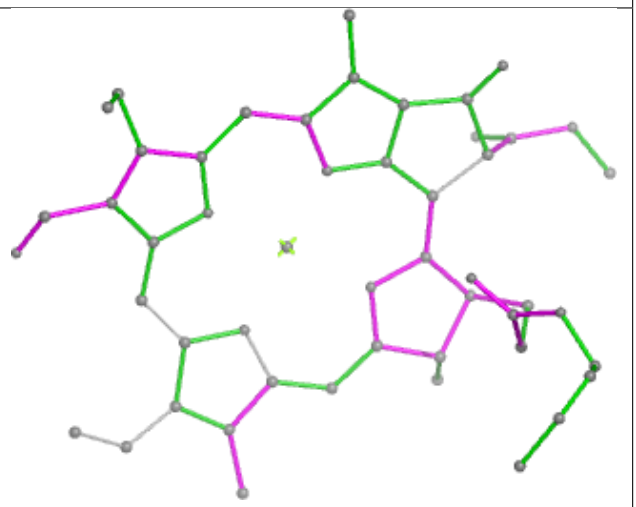

Bond angles

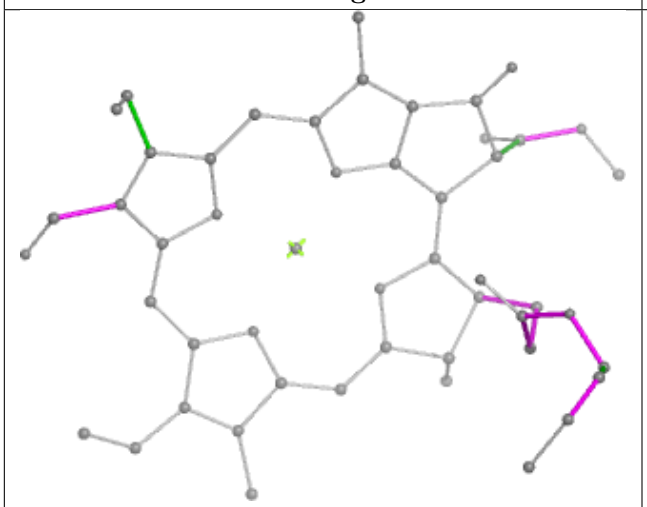

Torsions

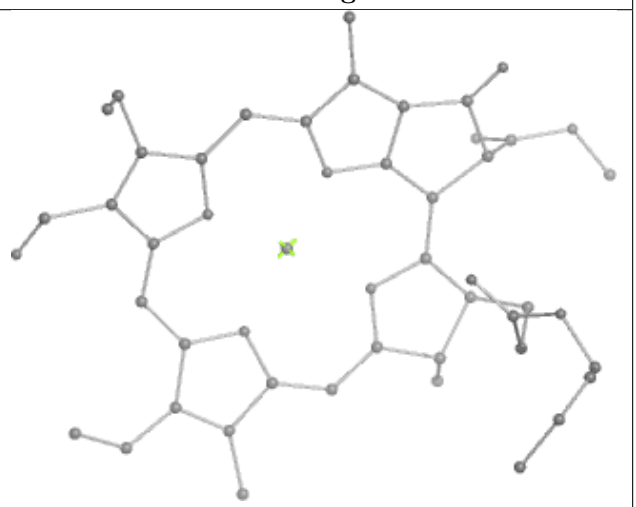

Rings

Ligand CLA B 607

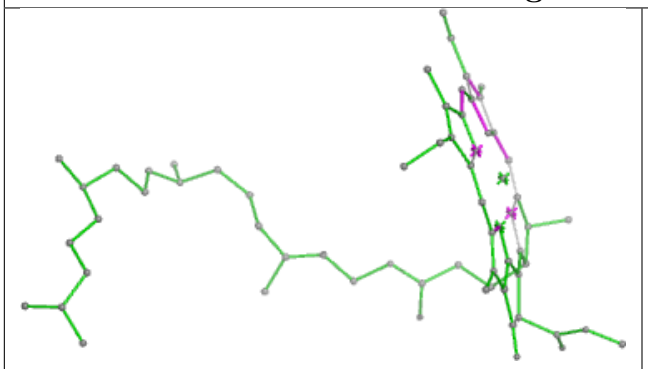

Bond lengths

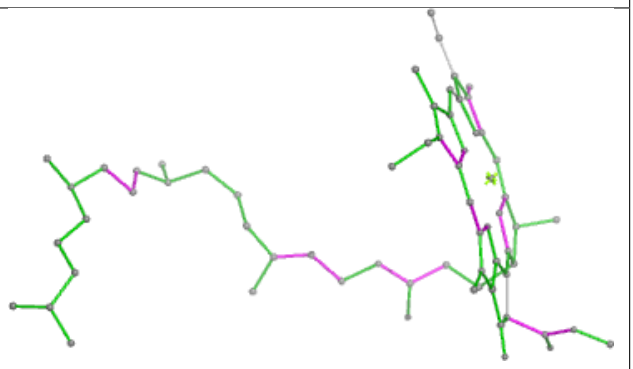

Bond angles

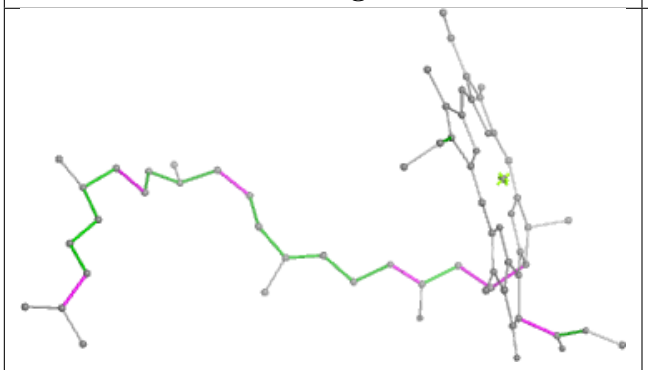

Torsions

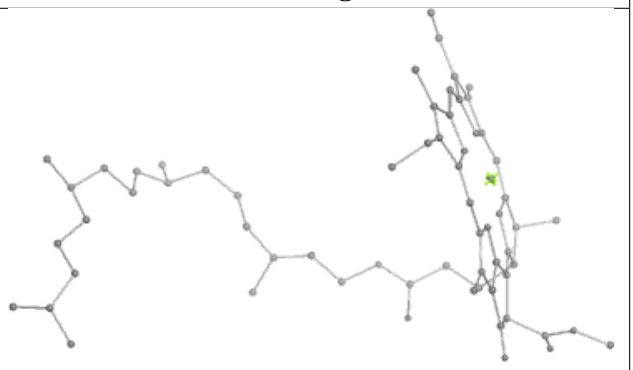

Rings

Ligand LHG R 618

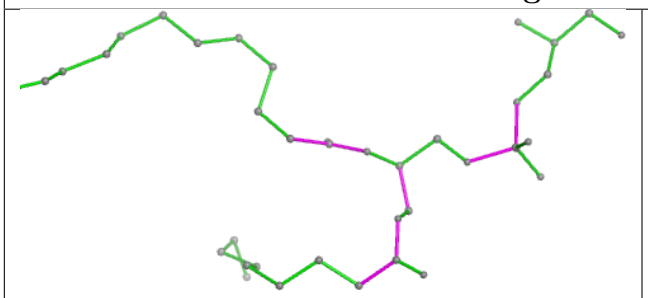

Bond lengths

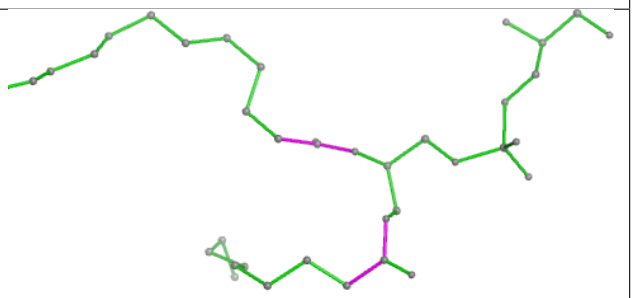

Bond angles

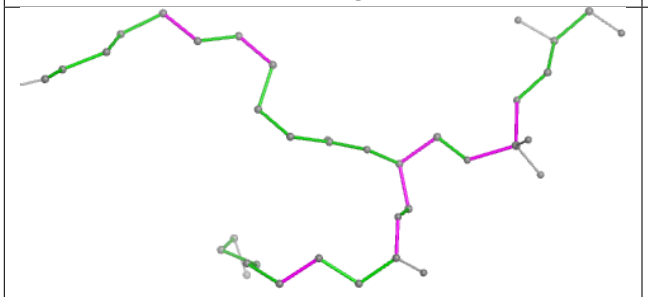

Torsions

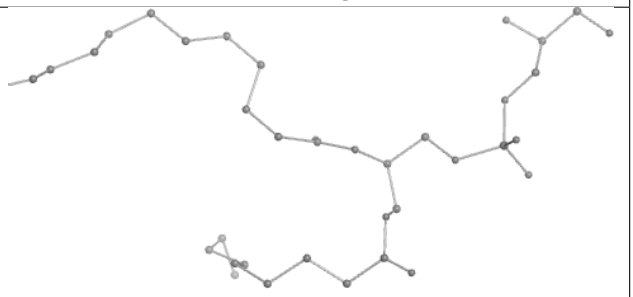

Rings

Ligand CHL 16 605

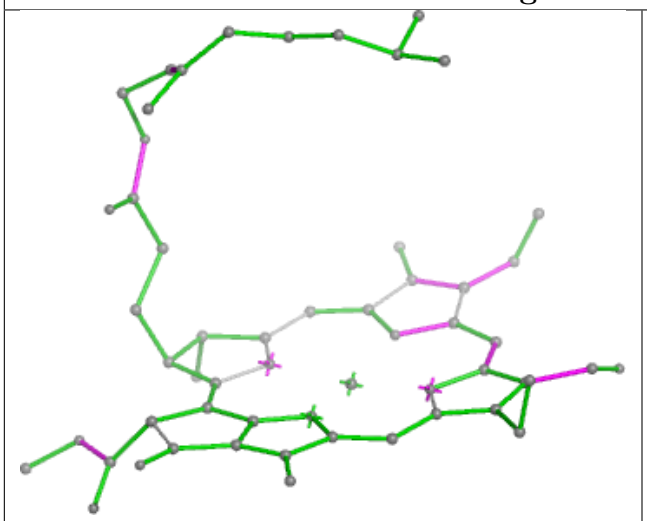

Bond lengths

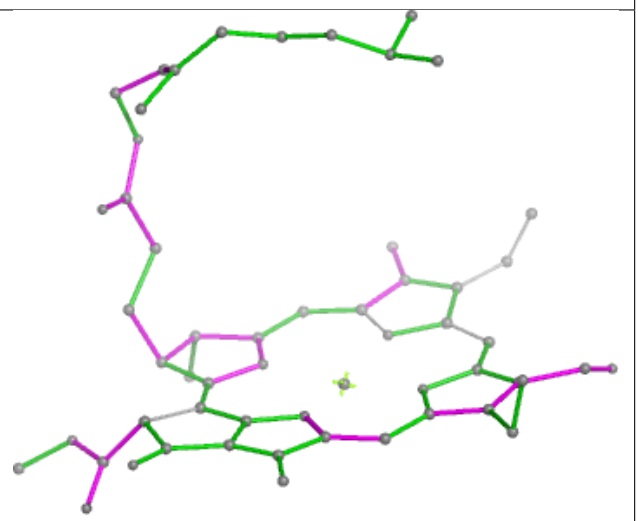

Bond angles

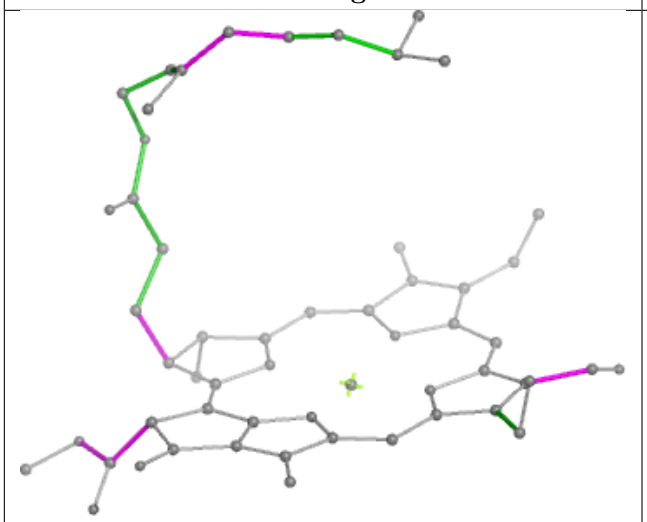

Torsions

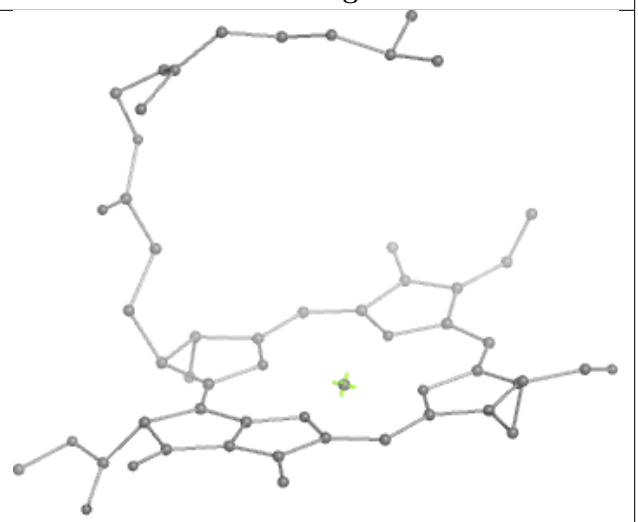

Rings

Ligand CLA R 612

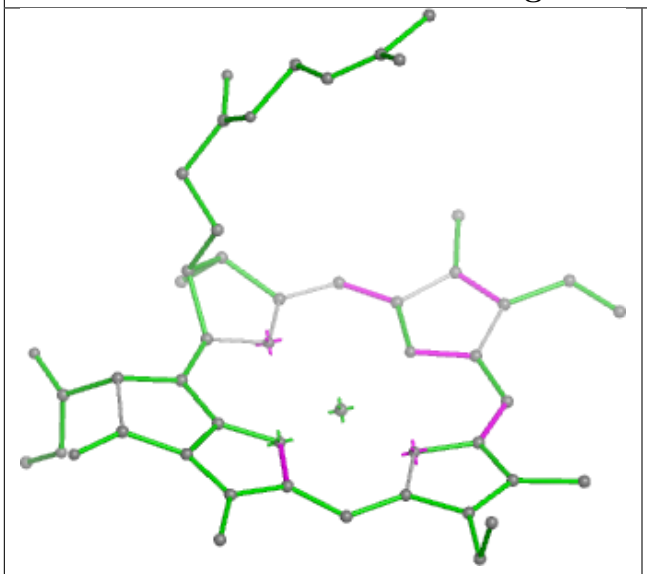

Bond lengths

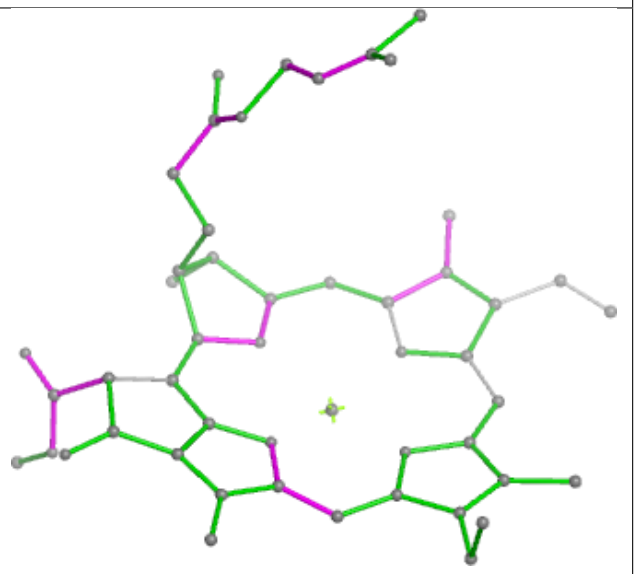

Bond angles

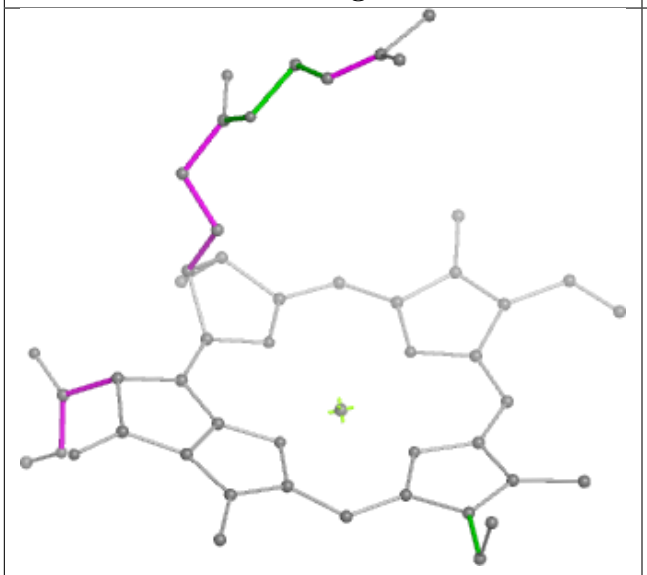

Torsions

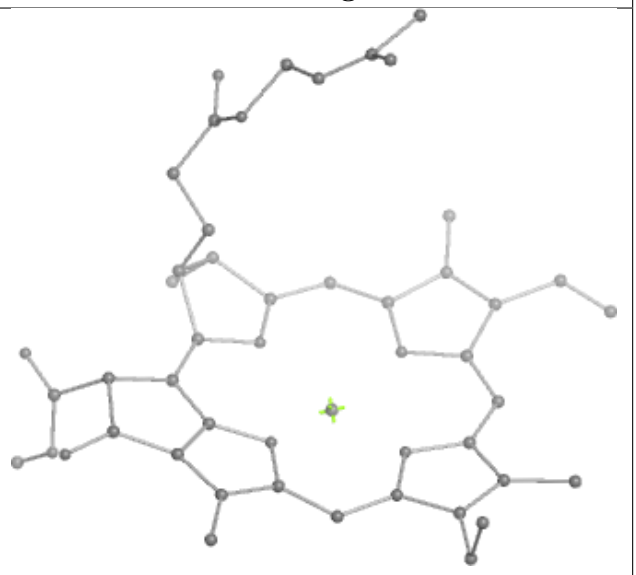

Rings

Ligand LHG A 414	
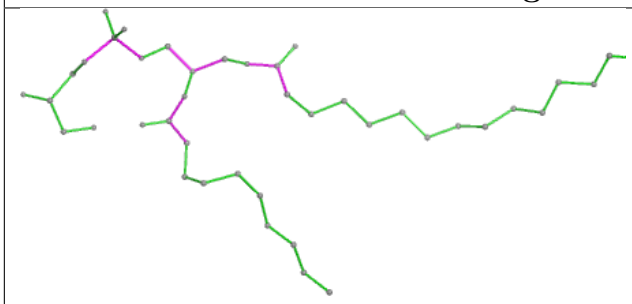 Bond lengths	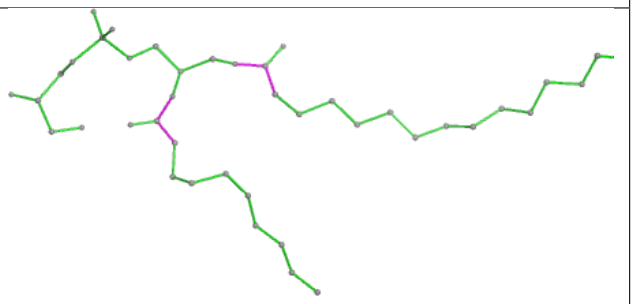 Bond angles
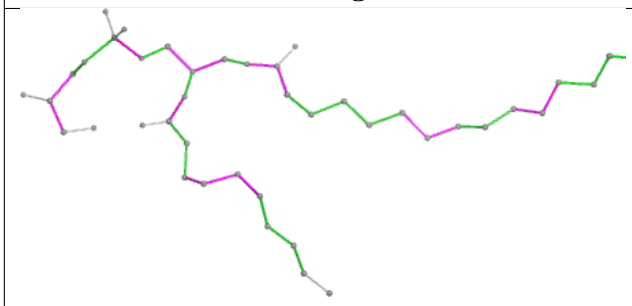 Torsions	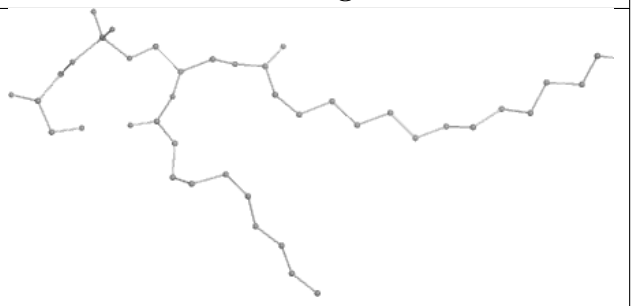 Rings

Ligand LUT N 617	
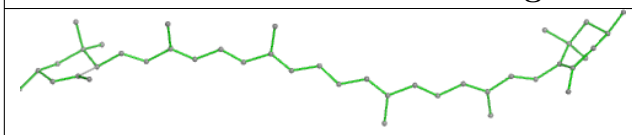 Bond lengths	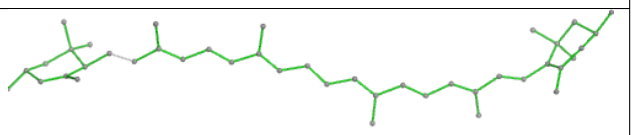 Bond angles
 Torsions	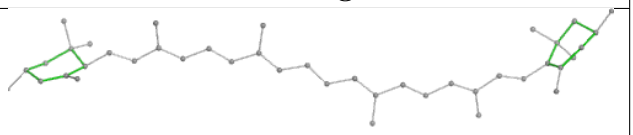 Rings

Ligand CHL S 607

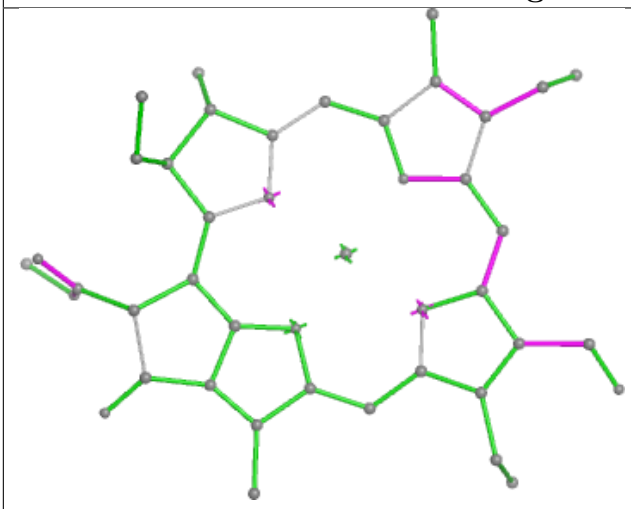

Bond lengths

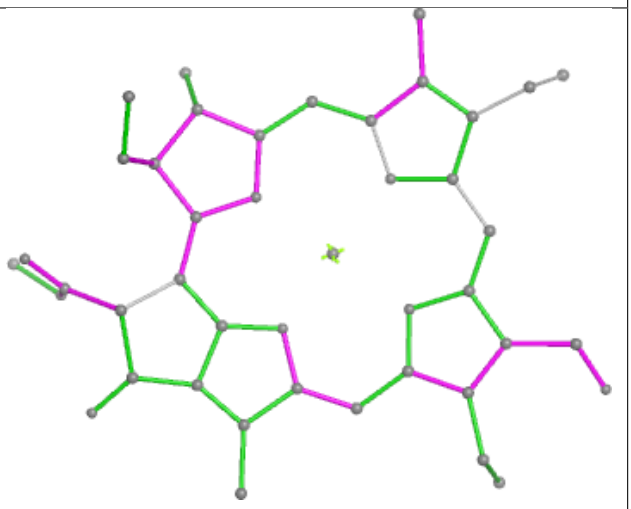

Bond angles

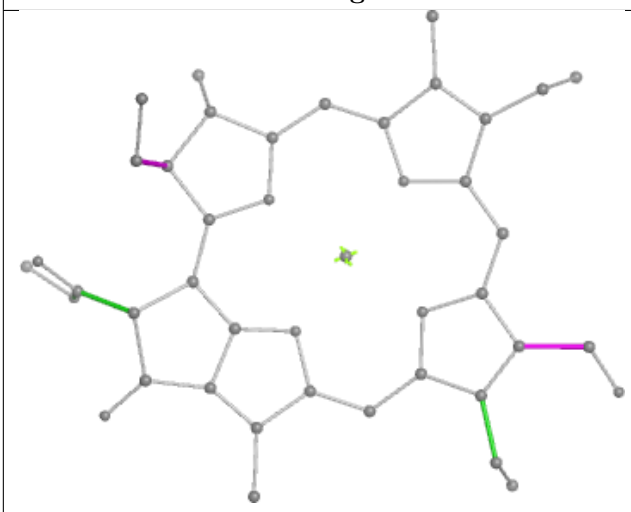

Torsions

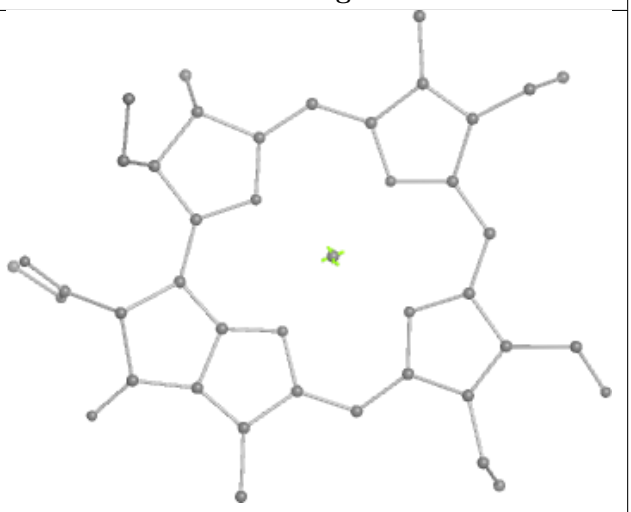

Rings

Ligand CLA Y 611	
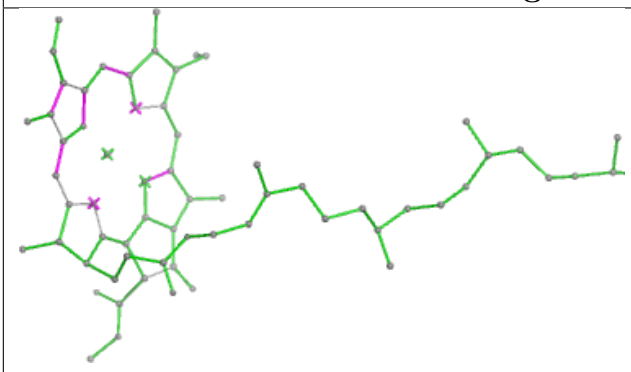 Bond lengths	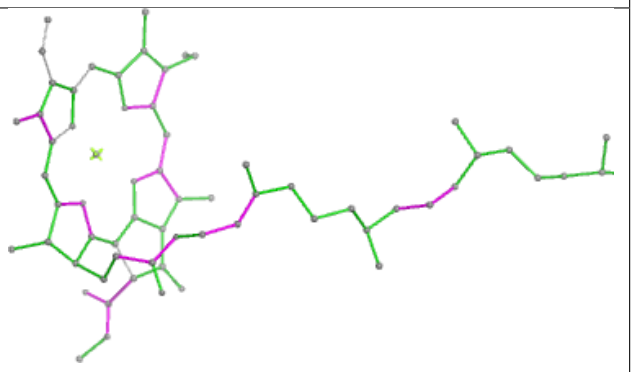 Bond angles
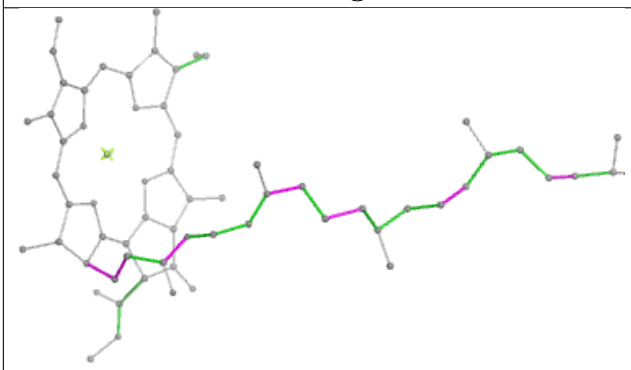 Torsions	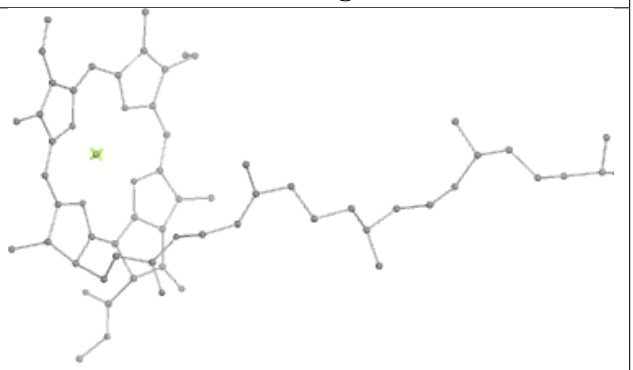 Rings

Ligand CLA 15 611

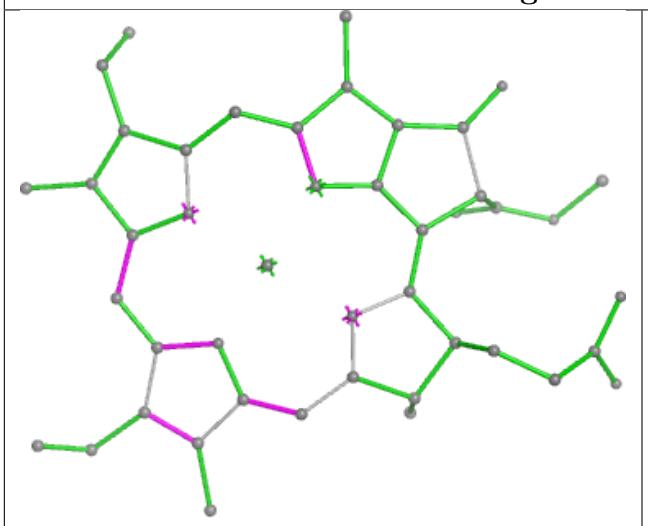

Bond lengths

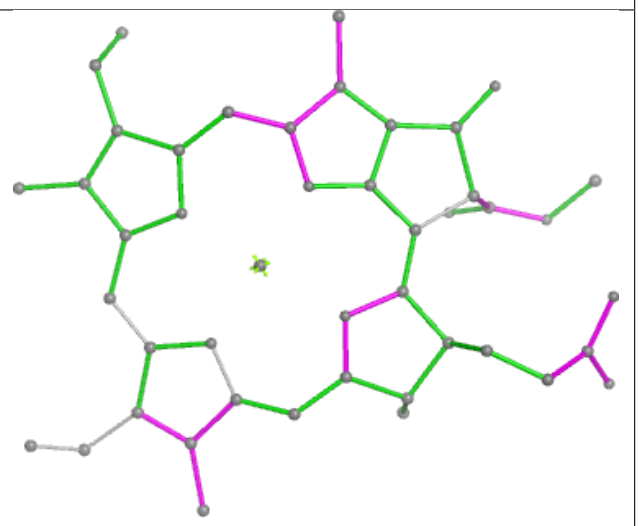

Bond angles

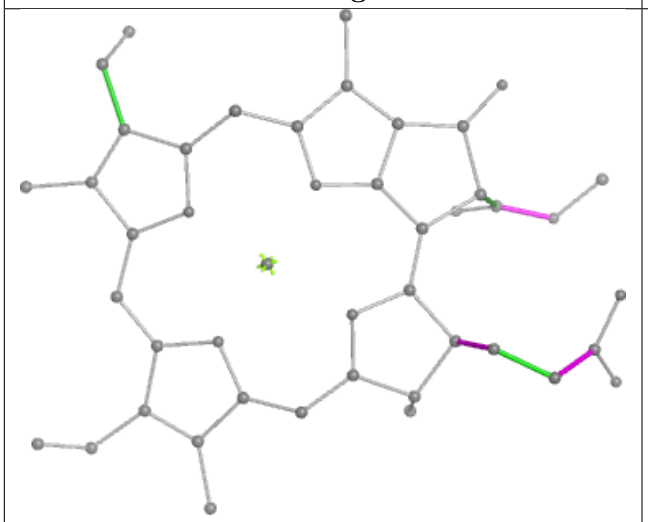

Torsions

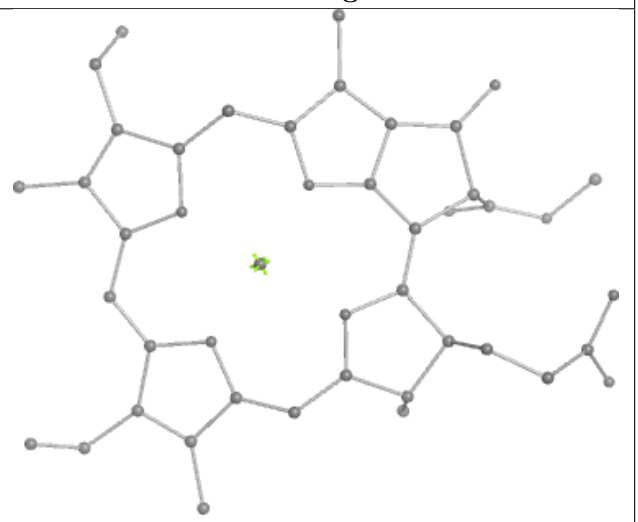

Rings

Ligand BCR a 408

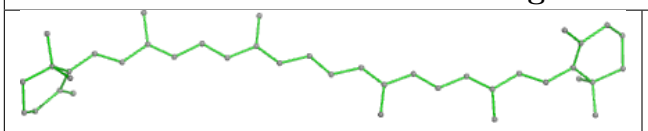

Bond lengths

Bond angles

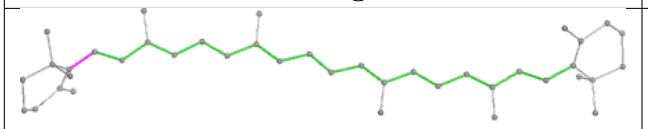

Torsions

Rings

Ligand CLA a 407

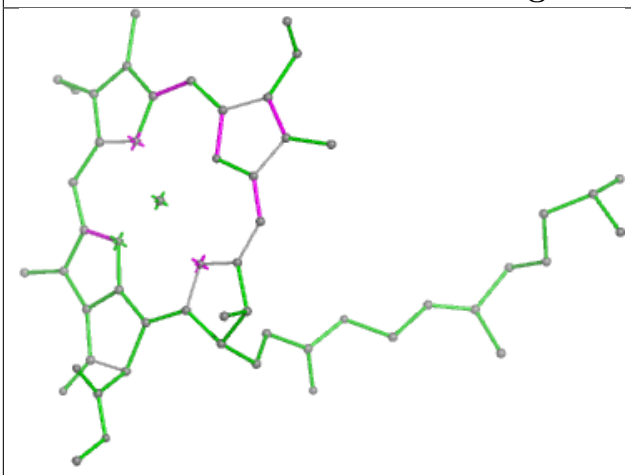

Bond lengths

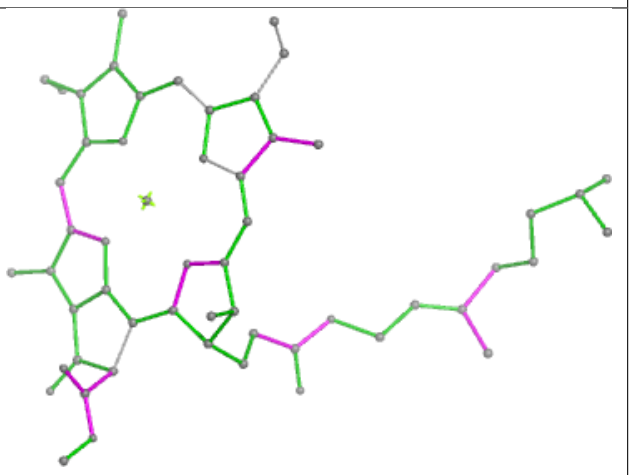

Bond angles

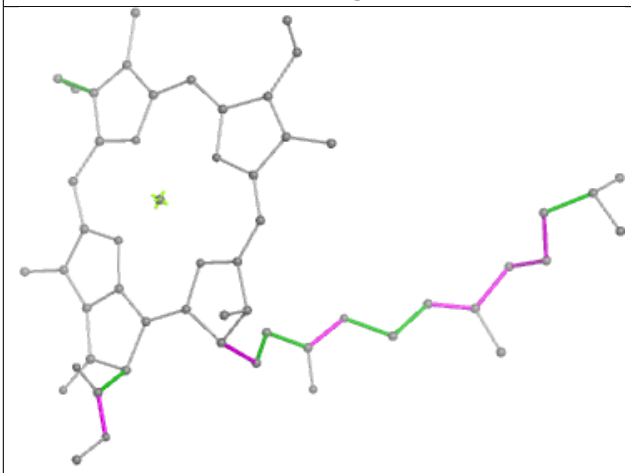

Torsions

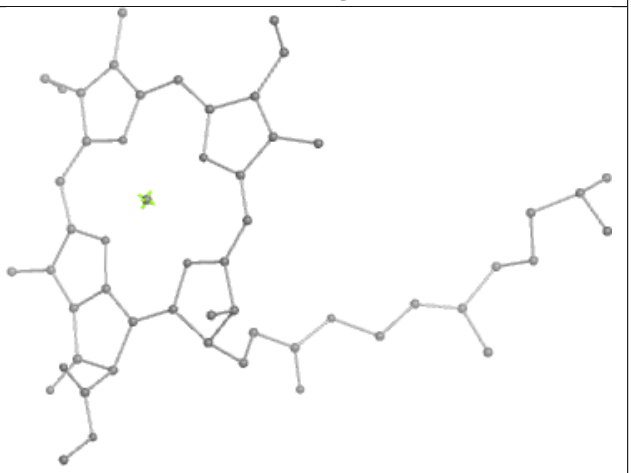

Rings

Ligand XAT 11 619

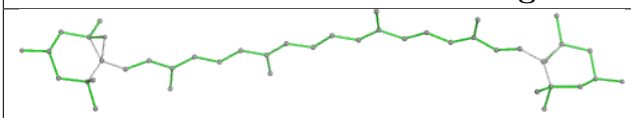

Bond lengths

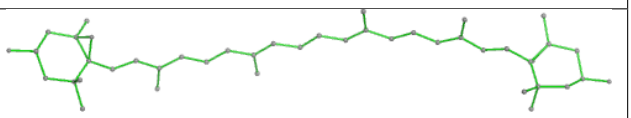

Bond angles

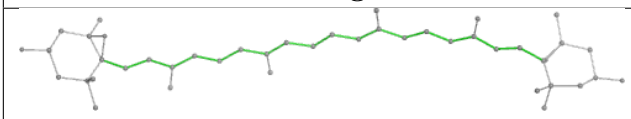

Torsions

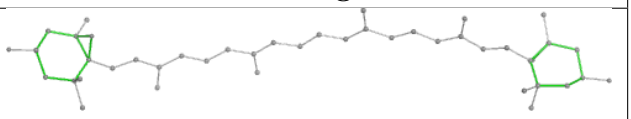

Rings

Ligand CLA N 612

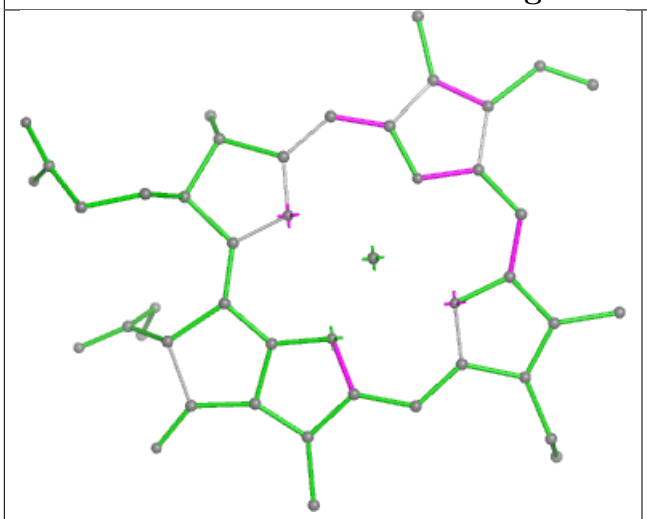

Bond lengths

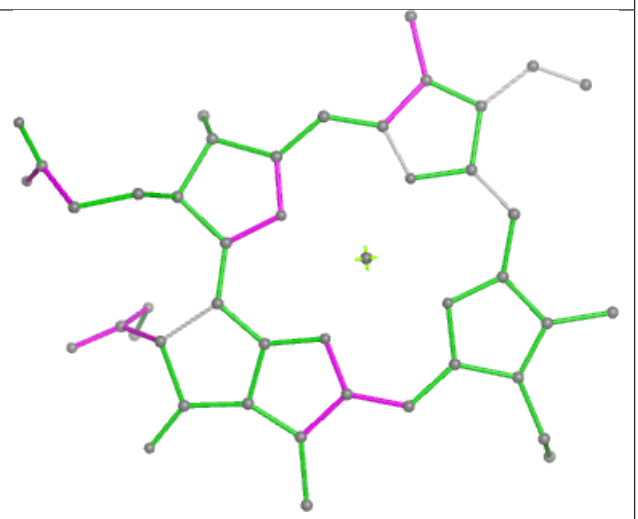

Bond angles

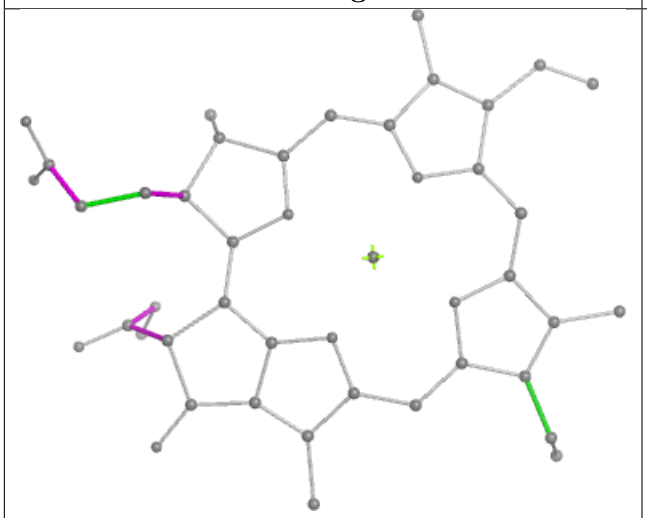

Torsions

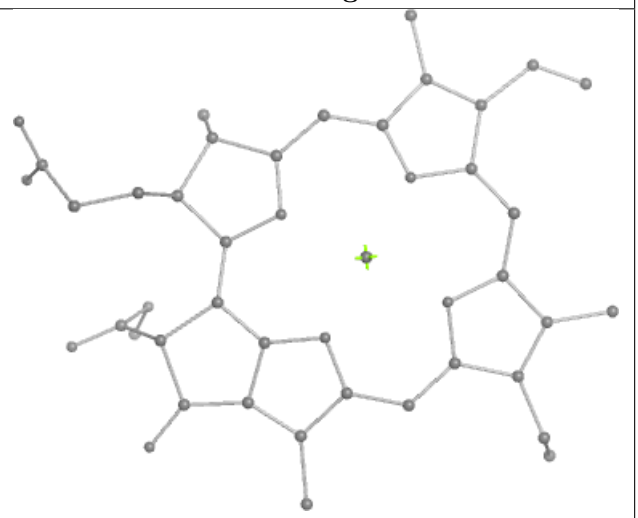

Rings

Ligand CLA S 613

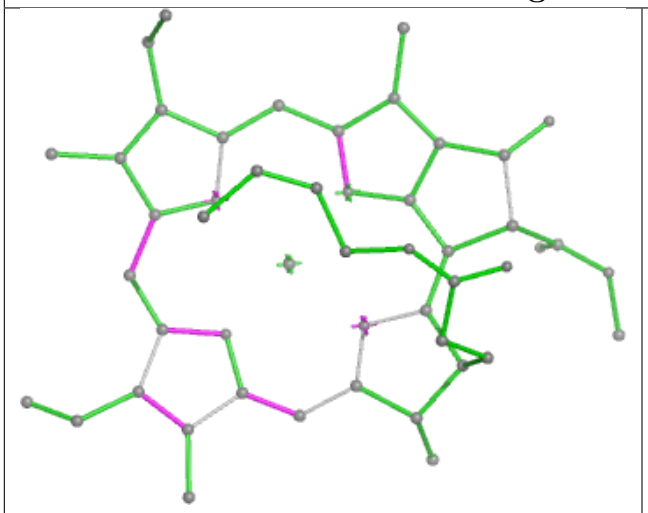

Bond lengths

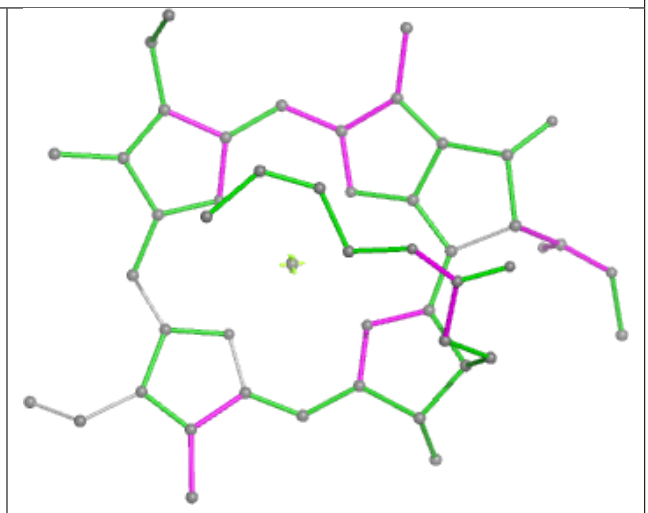

Bond angles

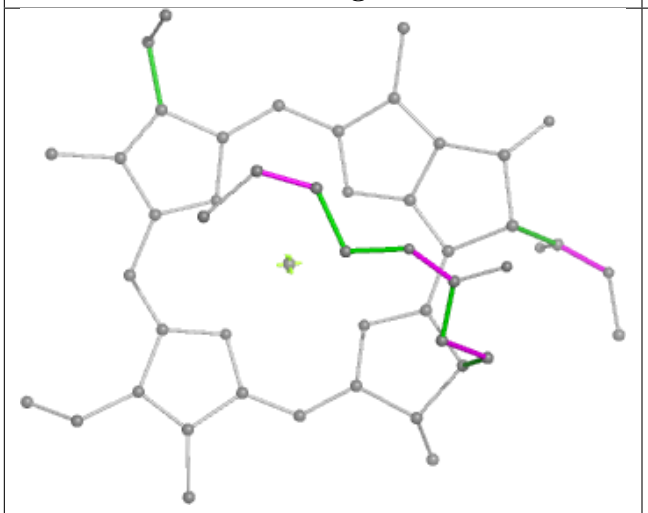

Torsions

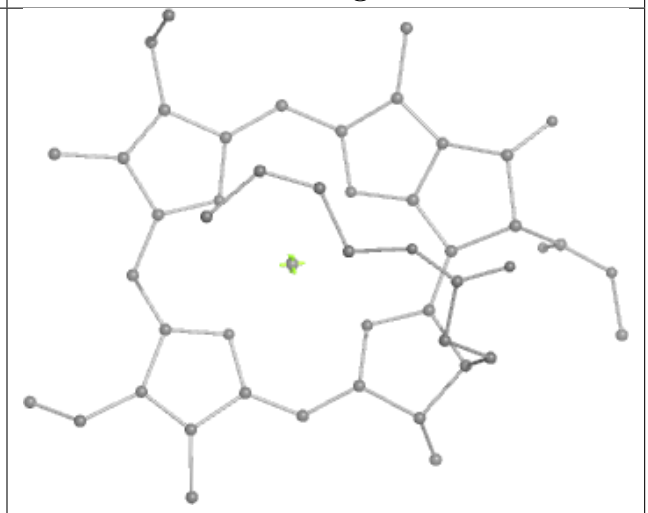

Rings

Ligand LHG d 409

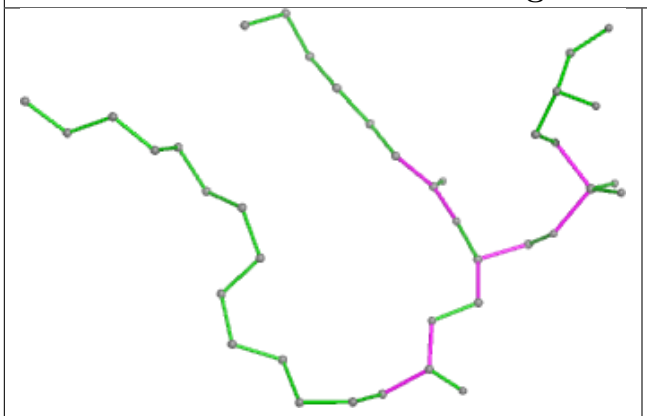

Bond lengths

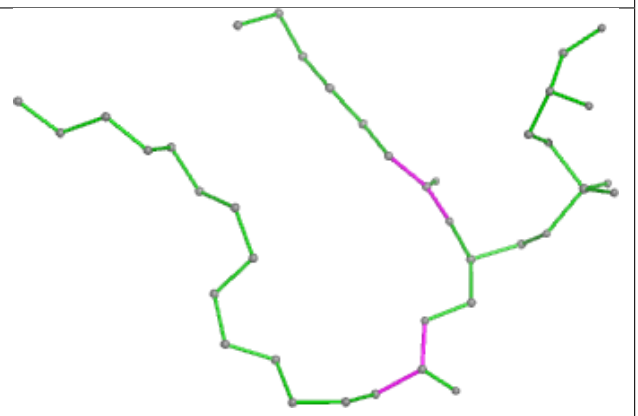

Bond angles

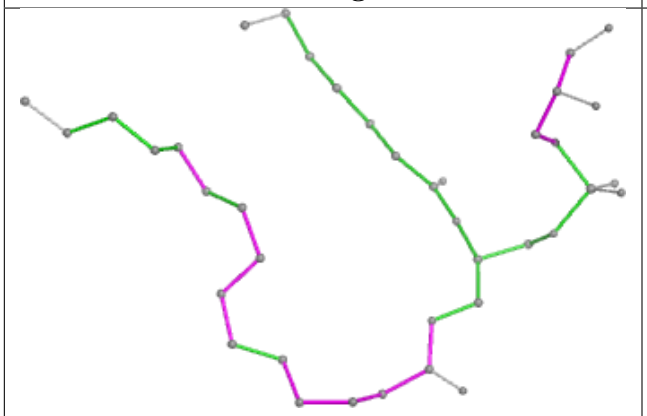

Torsions

Rings

Ligand CLA y 602	
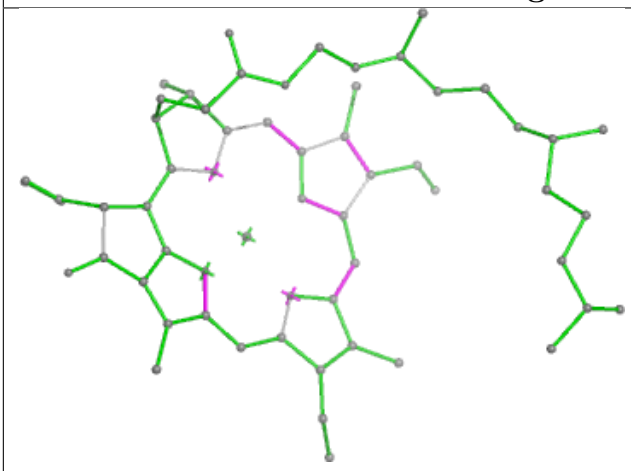	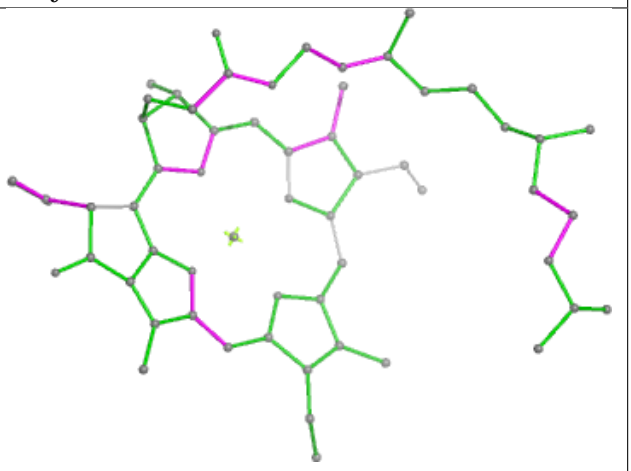
Bond lengths	**Bond angles**
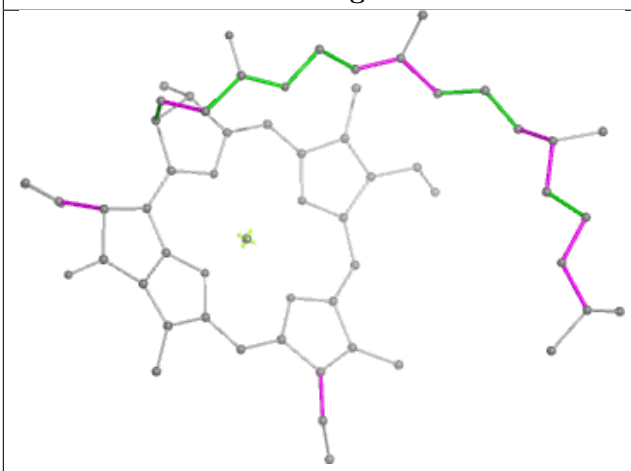	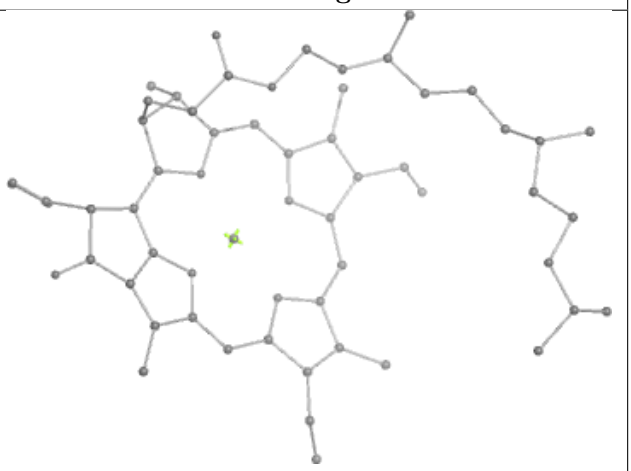
Torsions	**Rings**

Ligand CHL 11 605	
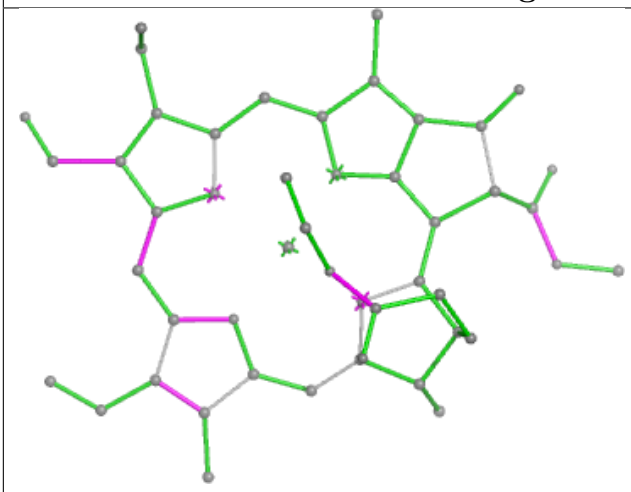 Bond lengths	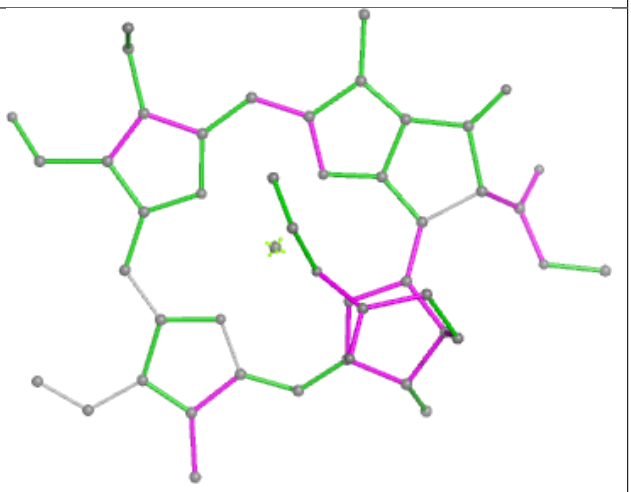 Bond angles
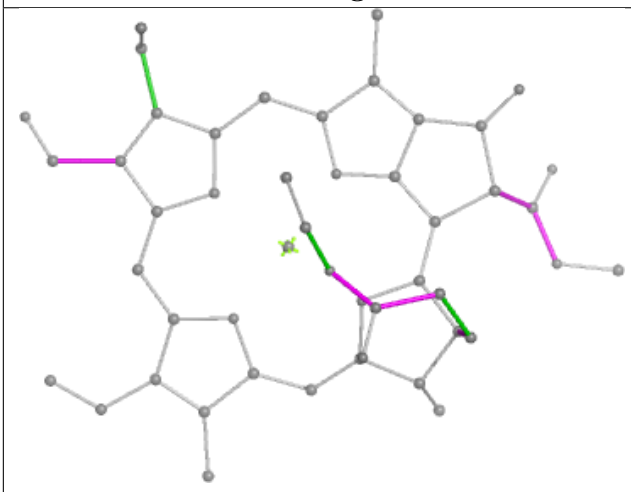 Torsions	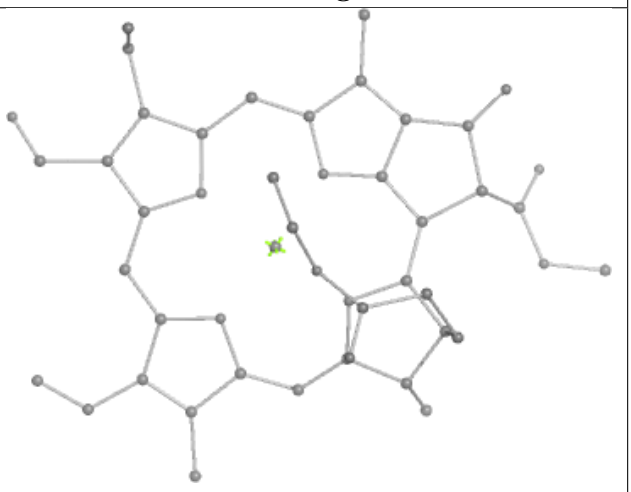 Rings

Ligand CHL G 601

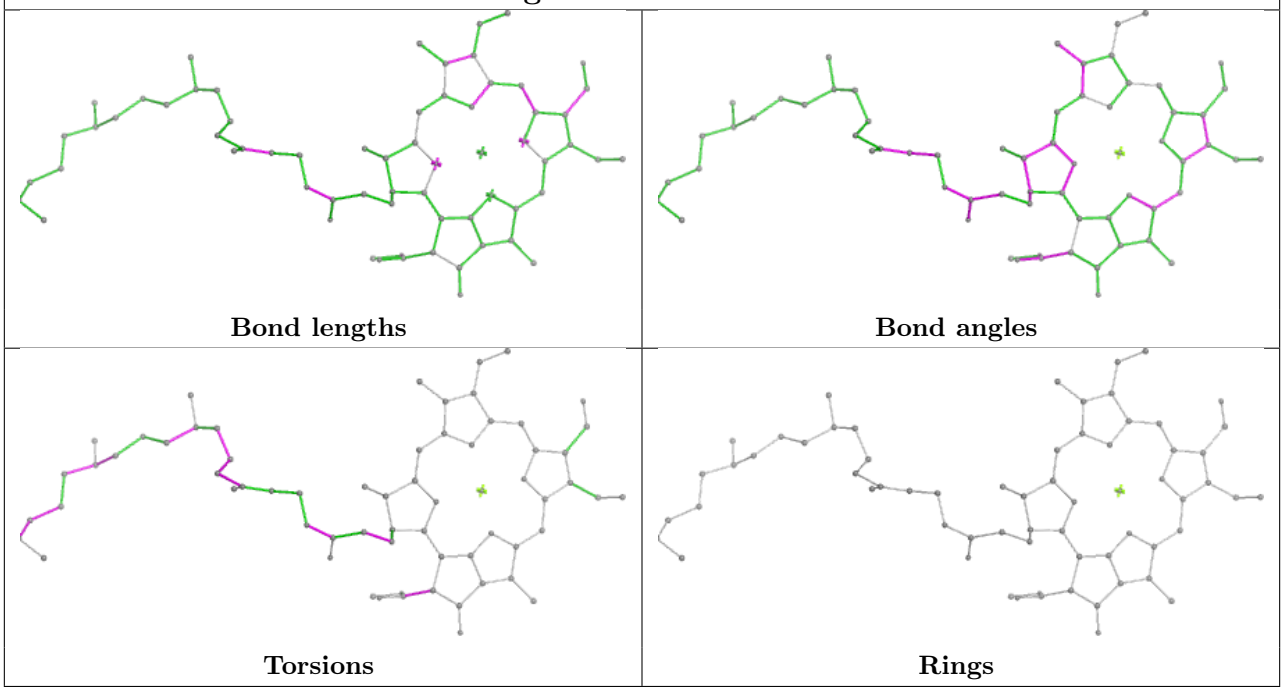

Ligand CLA B 614

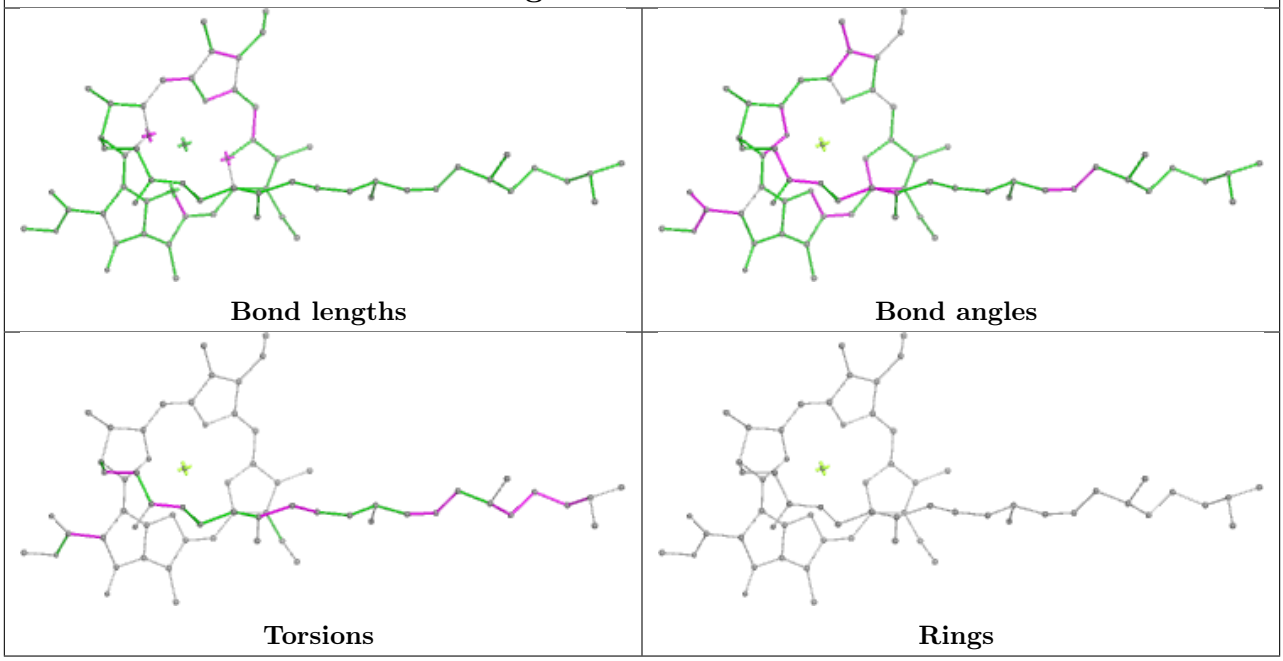

Ligand CHL 14 605

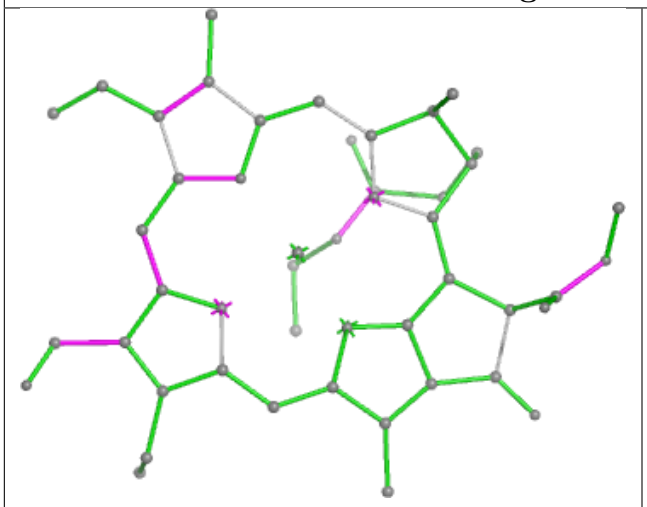

Bond lengths

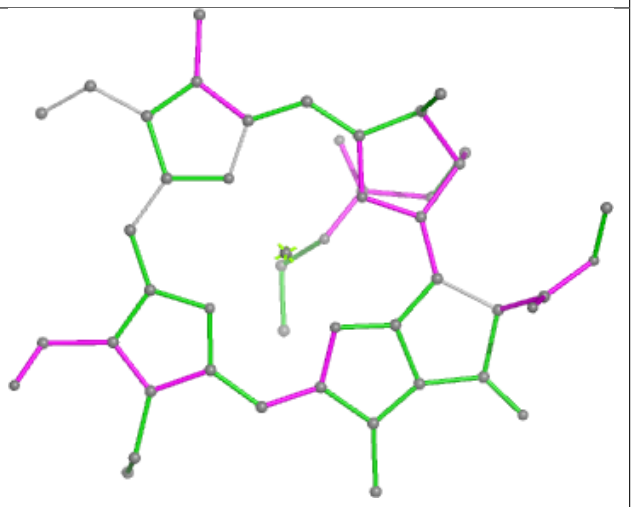

Bond angles

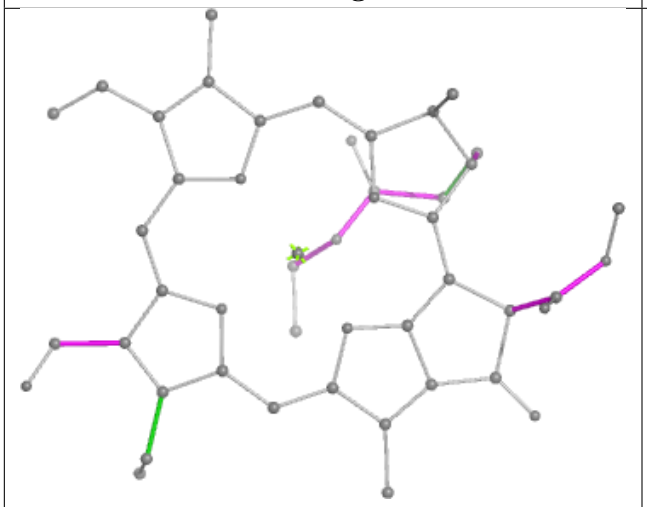

Torsions

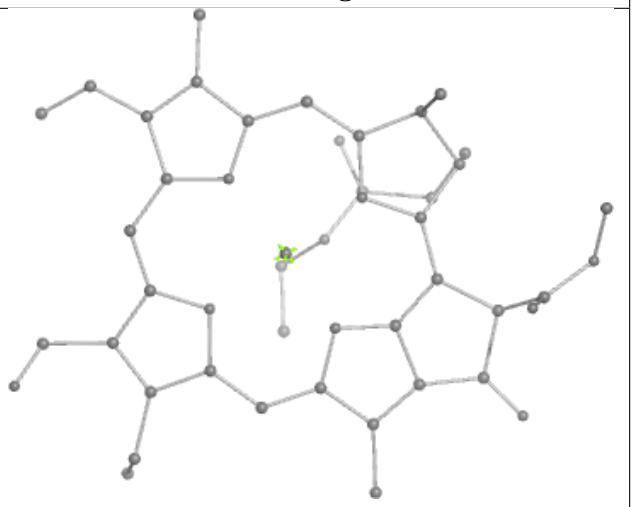

Rings

Ligand CHL n 601

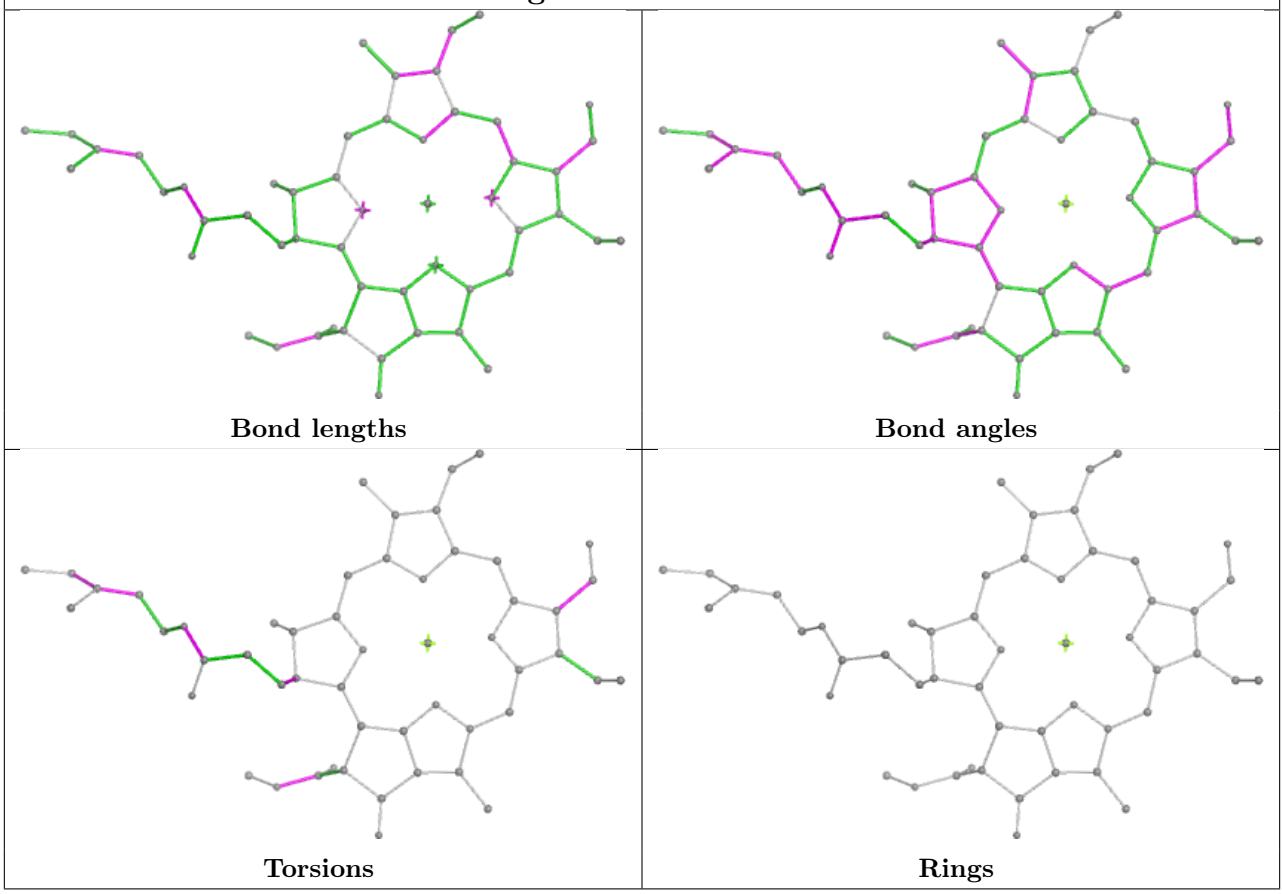

5.7 Other polymers (i)

There are no such residues in this entry.

5.8 Polymer linkage issues (i)

There are no chain breaks in this entry.

6 Map visualisation (i)

This section contains visualisations of the EMDB entry EMD-52056. These allow visual inspection of the internal detail of the map and identification of artifacts.

Images derived from a raw map, generated by summing the deposited half-maps, are presented below the corresponding image components of the primary map to allow further visual inspection and comparison with those of the primary map.

6.1 Orthogonal projections (i)

6.1.1 Primary map

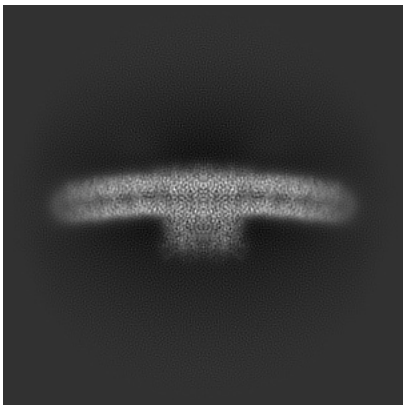

X

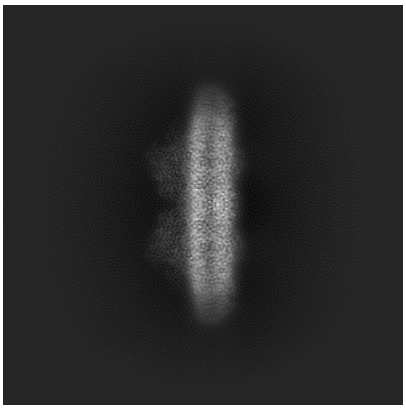

Y

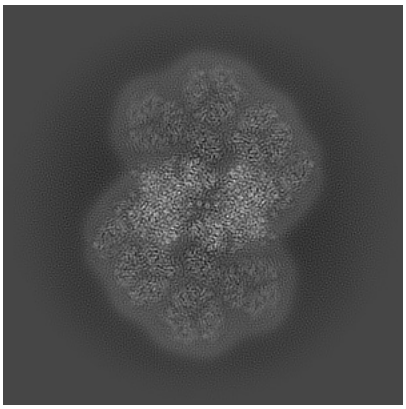

Z

6.1.2 Raw map

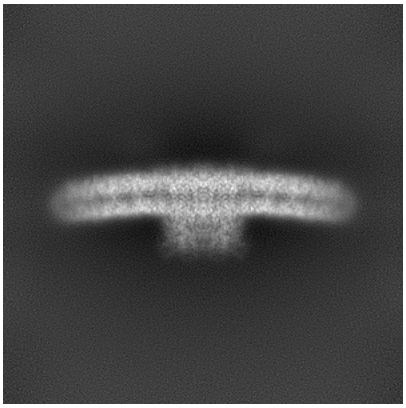

X

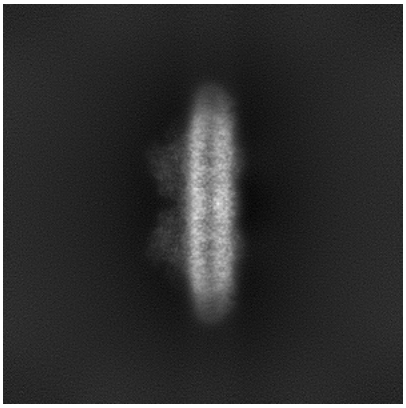

Y

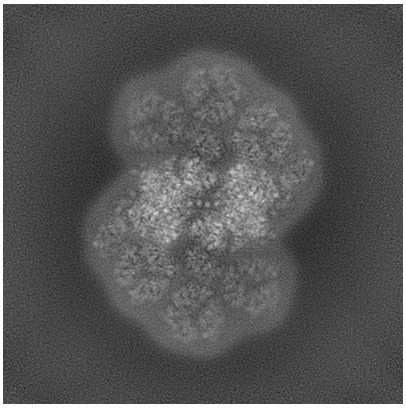

Z

The images above show the map projected in three orthogonal directions.

6.2 Central slices (i)

6.2.1 Primary map


X Index: 240


Y Index: 240

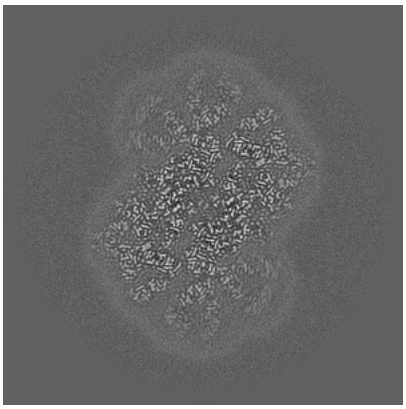
Z Index: 240

6.2.2 Raw map


X Index: 240

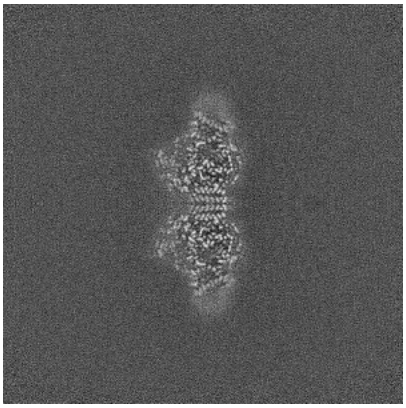
Y Index: 240

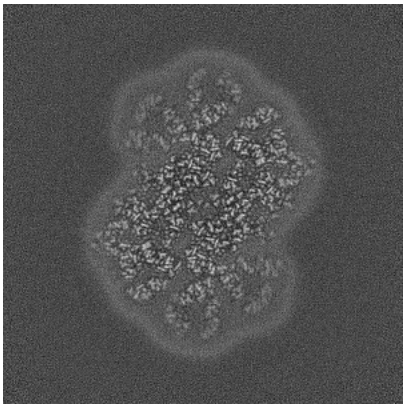
Z Index: 240

The images above show central slices of the map in three orthogonal directions.

6.3 Largest variance slices (i)

6.3.1 Primary map


X Index: 240

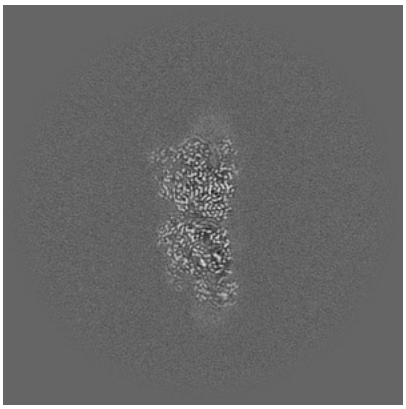
Y Index: 214

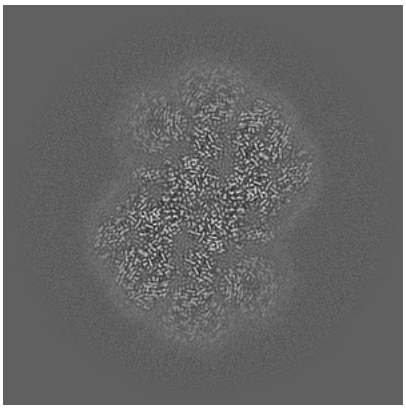
Z Index: 259

6.3.2 Raw map


X Index: 0


Y Index: 0

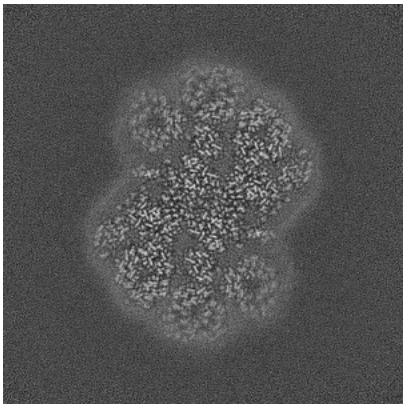
Z Index: 259

The images above show the largest variance slices of the map in three orthogonal directions.

6.4 Orthogonal standard-deviation projections (False-color) (i)

6.4.1 Primary map


X


Y

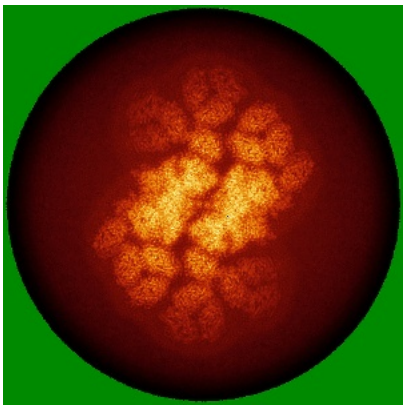
Z

6.4.2 Raw map


X


Y

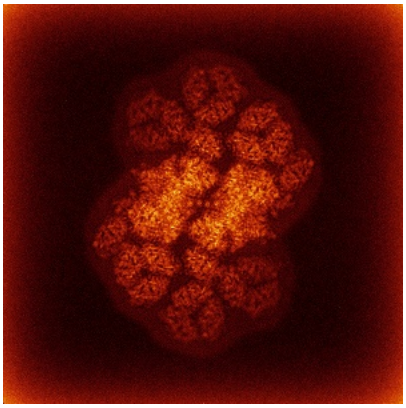
Z

The images above show the map standard deviation projections with false color in three orthogonal directions. Minimum values are shown in green, max in blue, and dark to light orange shades represent small to large values respectively.

6.5 Orthogonal surface views (i)

6.5.1 Primary map



X Y Z

The images above show the 3D surface view of the map at the recommended contour level 0.2. These images, in conjunction with the slice images, may facilitate assessment of whether an appropriate contour level has been provided.

6.5.2 Raw map

X Y Z

These images show the 3D surface of the raw map. The raw map's contour level was selected so that its surface encloses the same volume as the primary map does at its recommended contour level.

6.6 Mask visualisation (i)

This section was not generated. No masks/segmentation were deposited.

7 Map analysis (i)

This section contains the results of statistical analysis of the map.

7.1 Map-value distribution (i)

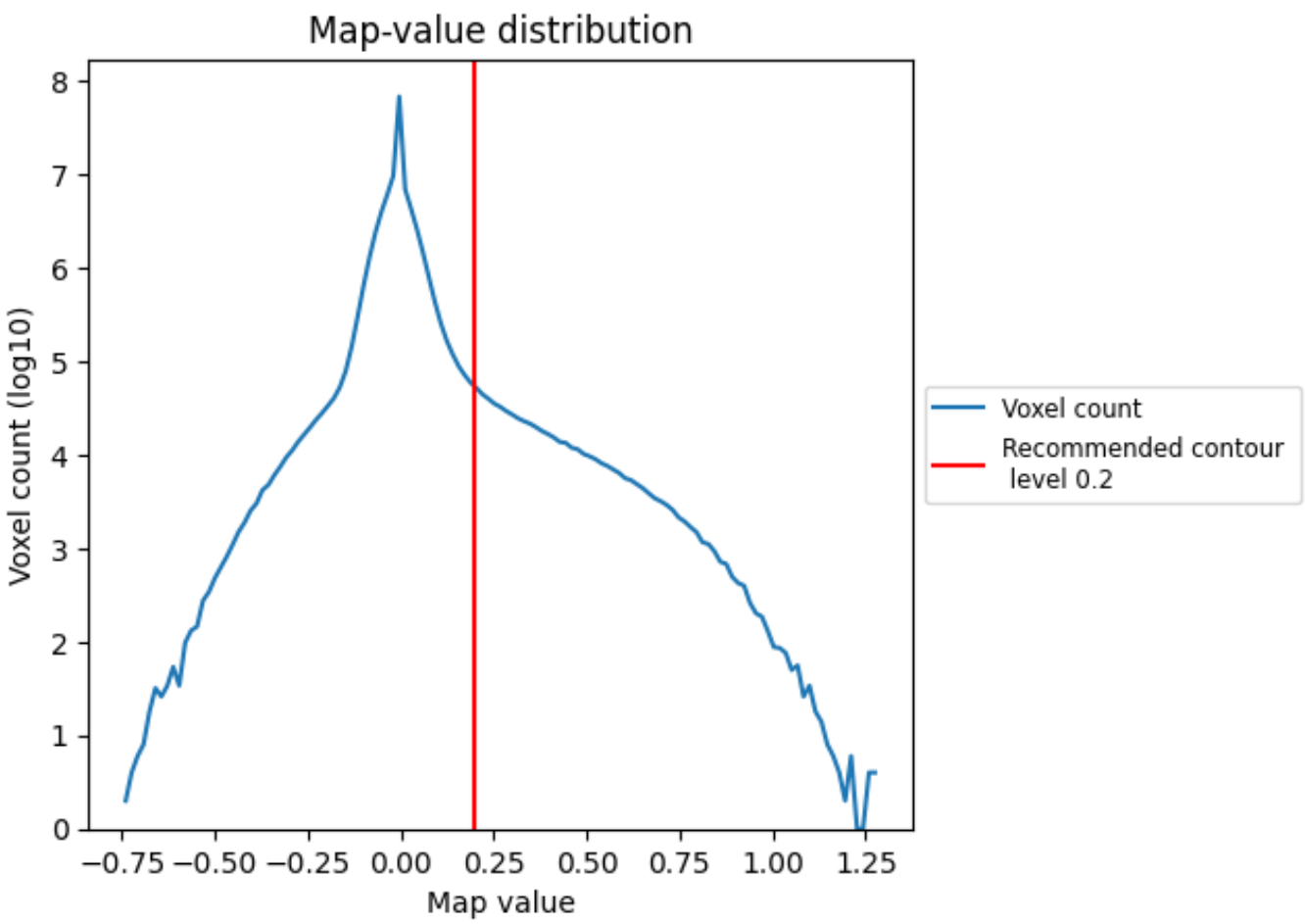

The map-value distribution is plotted in 128 intervals along the x-axis. The y-axis is logarithmic. A spike in this graph at zero usually indicates that the volume has been masked.

7.2 Volume estimate (i)

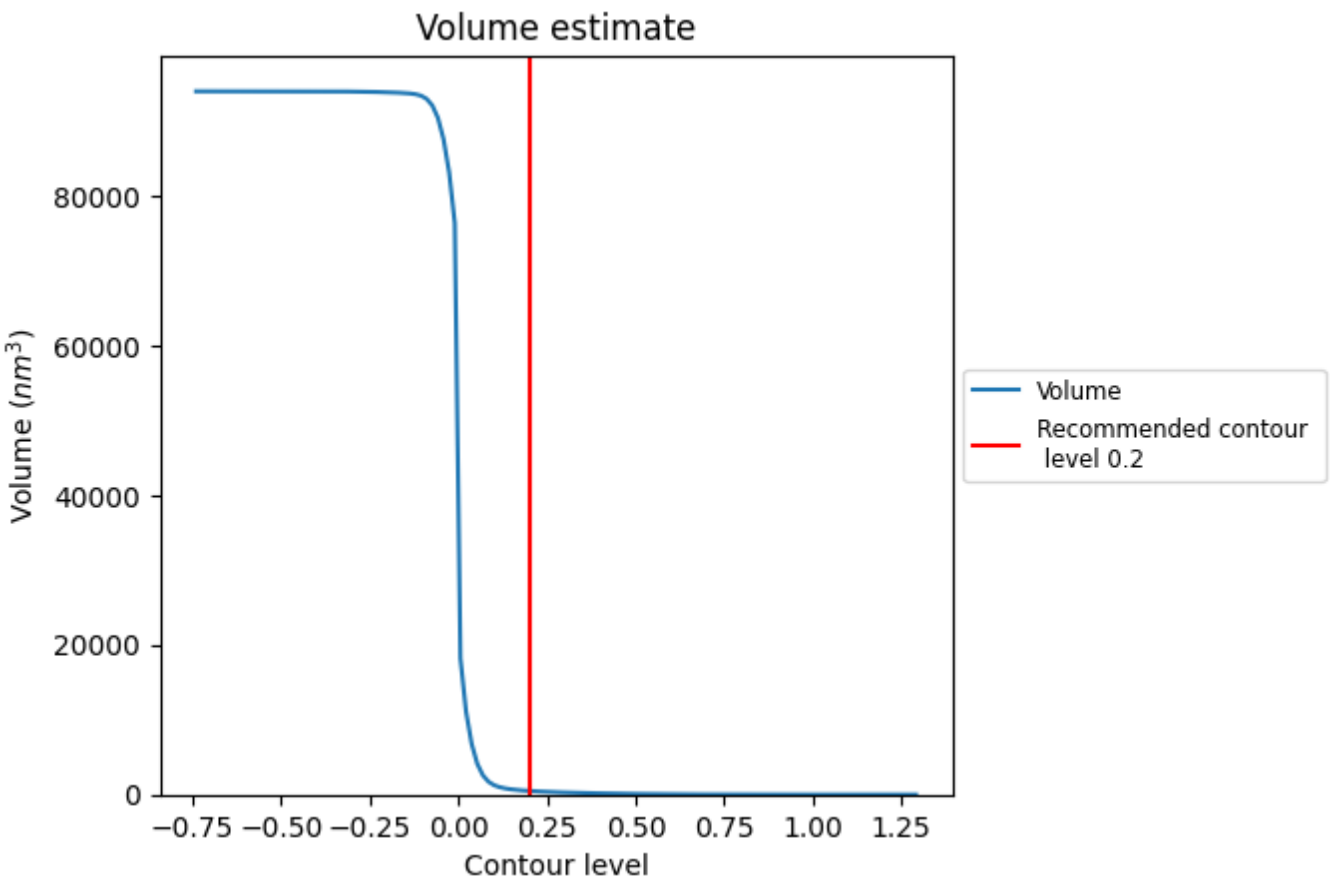

The volume at the recommended contour level is 486 nm^3; this corresponds to an approximate mass of 439 kDa.

The volume estimate graph shows how the enclosed volume varies with the contour level. The recommended contour level is shown as a vertical line and the intersection between the line and the curve gives the volume of the enclosed surface at the given level.

7.3 Rotationally averaged power spectrum (i)

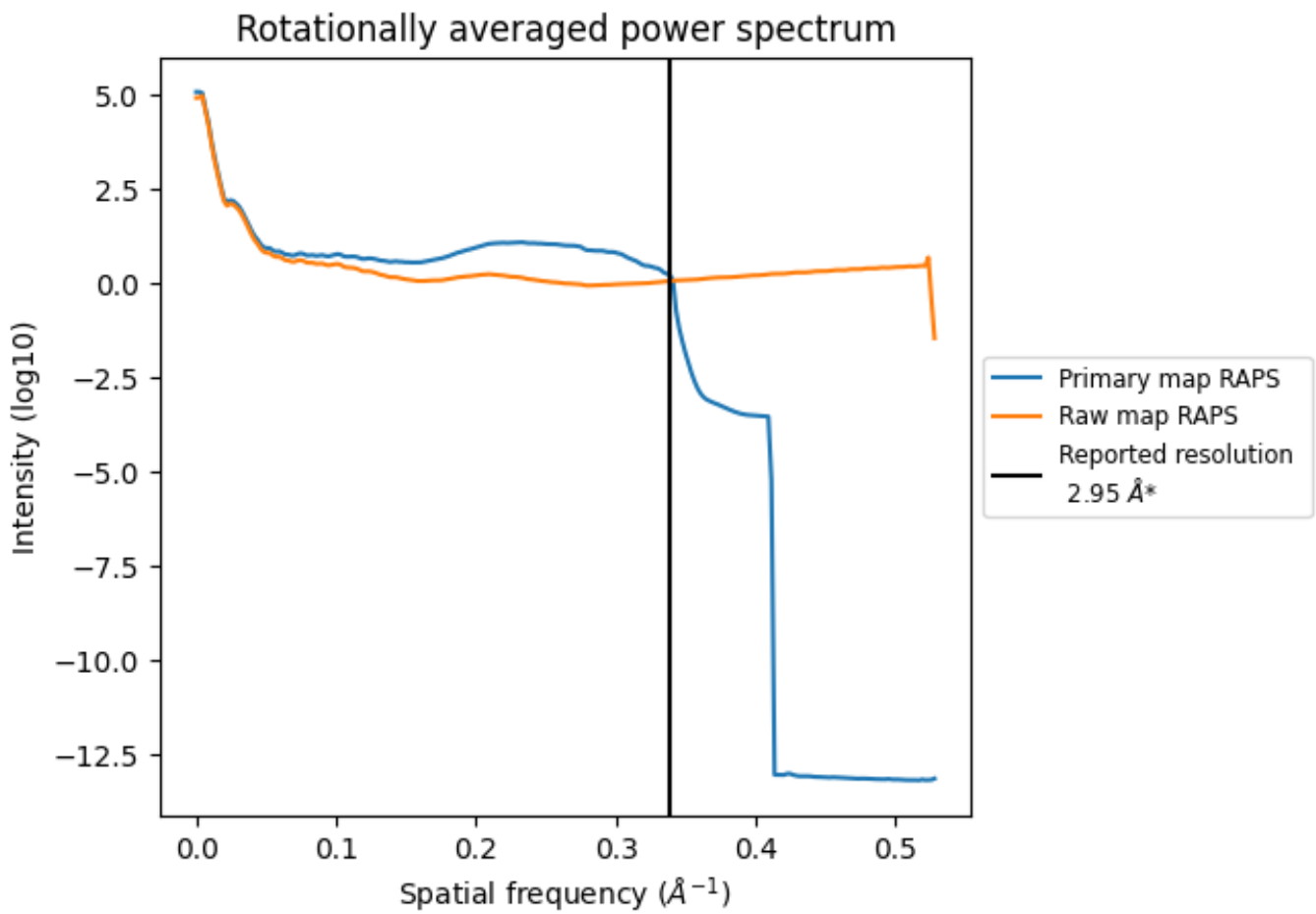

*Reported resolution corresponds to spatial frequency of 0.339 Å^{-1}

8 Fourier-Shell correlation (i)

Fourier-Shell Correlation (FSC) is the most commonly used method to estimate the resolution of single-particle and subtomogram-averaged maps. The shape of the curve depends on the imposed symmetry, mask and whether or not the two 3D reconstructions used were processed from a common reference. The reported resolution is shown as a black line. A curve is displayed for the half-bit criterion in addition to lines showing the 0.143 gold standard cut-off and 0.5 cut-off.

8.1 FSC (i)

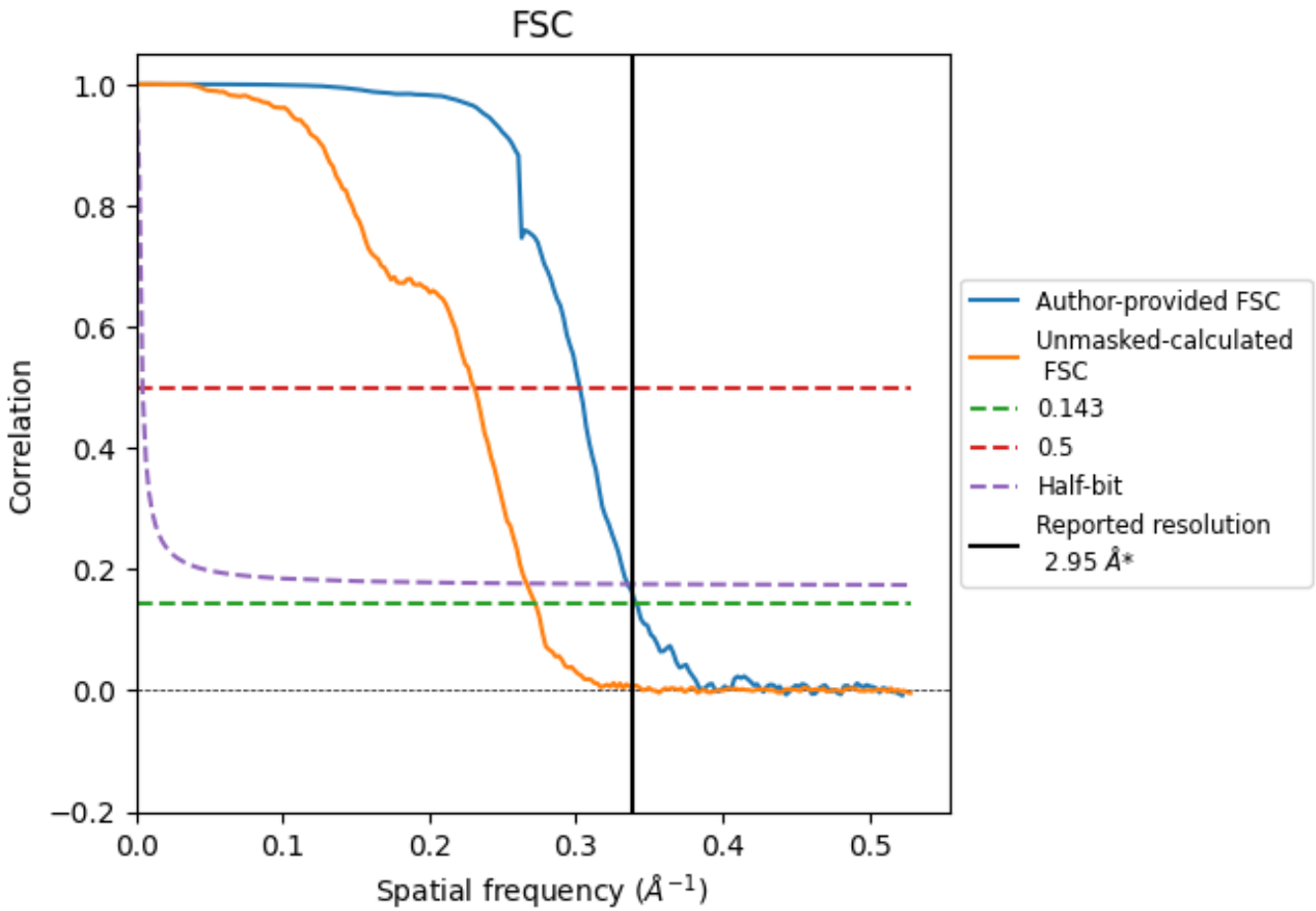

*Reported resolution corresponds to spatial frequency of 0.339 Å^{-1}

8.2 Resolution estimates (i)

Resolution estimate (Å)	Estimation criterion (FSC cut-off)		
	0.143	0.5	Half-bit
Reported by author	2.95	-	-
Author-provided FSC curve	2.93	3.31	2.98
Unmasked-calculated*	3.67	4.33	3.76

*Resolution estimate based on FSC curve calculated by comparison of deposited half-maps. The value from deposited half-maps intersecting FSC 0.143 CUT-OFF 3.67 differs from the reported value 2.95 by more than 10 %

9 Map-model fit (i)

This section contains information regarding the fit between EMDB map EMD-52056 and PDB model 9HD7. Per-residue inclusion information can be found in section 3 on page 60.

9.1 Map-model overlay (i)

X

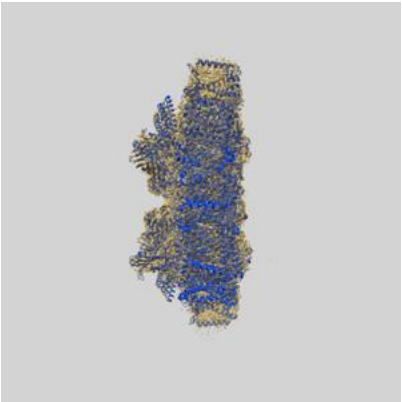

Y

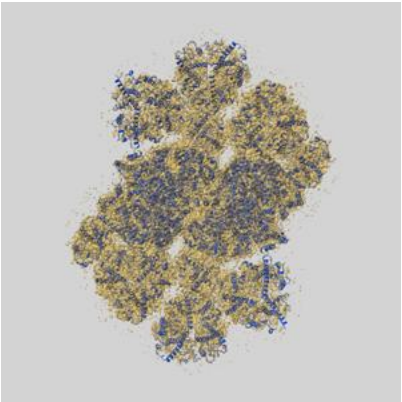

Z

The images above show the 3D surface view of the map at the recommended contour level 0.2 at 50% transparency in yellow overlaid with a ribbon representation of the model coloured in blue. These images allow for the visual assessment of the quality of fit between the atomic model and the map.

9.2 Q-score mapped to coordinate model (i)



X Y Z

The images above show the model with each residue coloured according its Q-score. This shows their resolvability in the map with higher Q-score values reflecting better resolvability. Please note: Q-score is calculating the resolvability of atoms, and thus high values are only expected at resolutions at which atoms can be resolved. Low Q-score values may therefore be expected for many entries.

9.3 Atom inclusion mapped to coordinate model (i)



X Y Z

The images above show the model with each residue coloured according to its atom inclusion. This shows to what extent they are inside the map at the recommended contour level (0.2).

9.4 Atom inclusion (i)

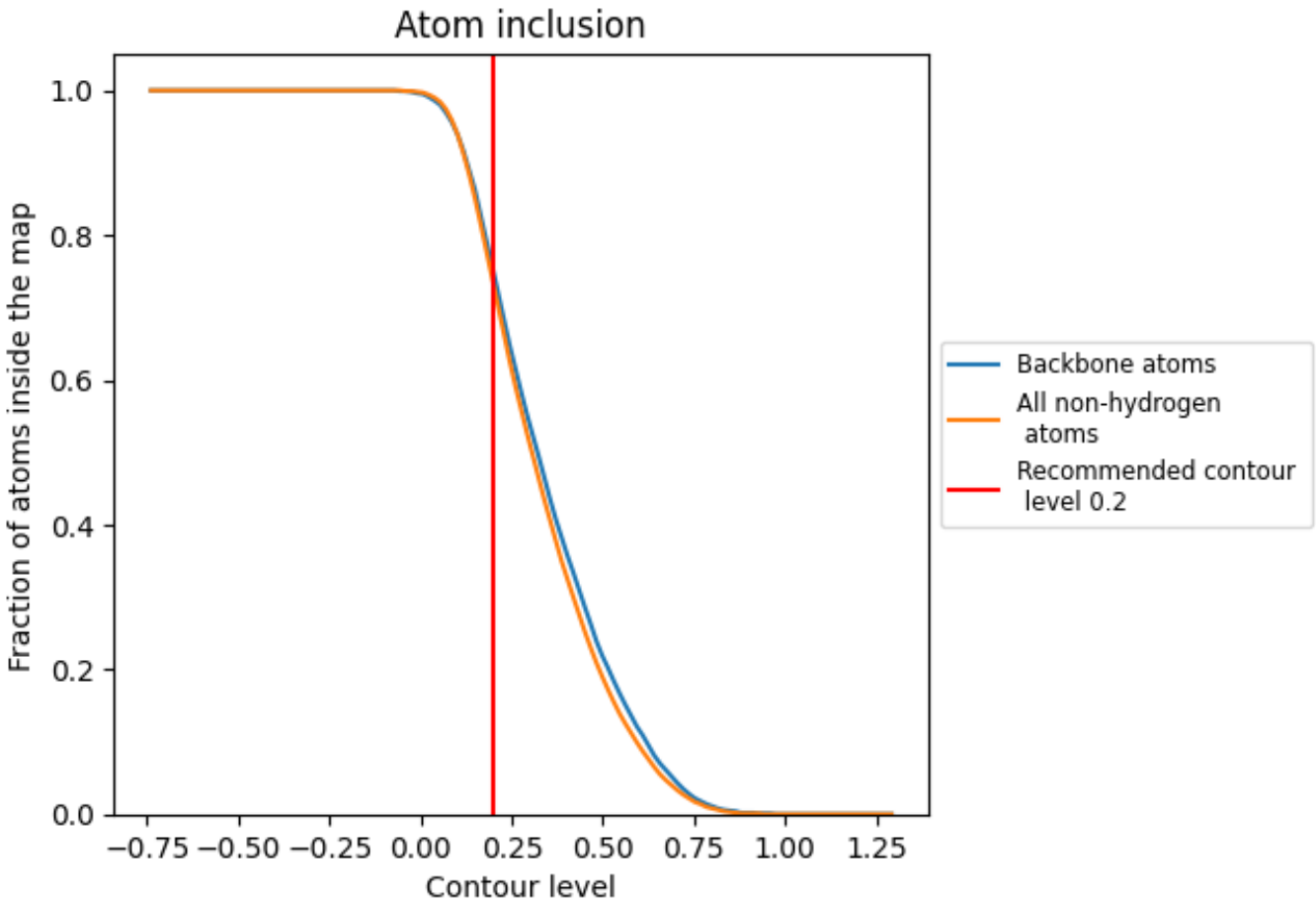

At the recommended contour level, 75% of all backbone atoms, 73% of all non-hydrogen atoms, are inside the map.

9.5 Map-model fit summary (i)

The table lists the average atom inclusion at the recommended contour level (0.2) and Q-score for the entire model and for each chain.

Chain	Atom inclusion	Q-score
All	0.7310	0.5760
1	0.4700	0.5130
11	0.4260	0.4850
12	0.2500	0.4300
13	0.6560	0.5560
14	0.4220	0.4860
15	0.2480	0.4320
16	0.6510	0.5550
2	0.3760	0.4700
3	0.7550	0.5810
4	0.4620	0.5080
5	0.3760	0.4760
6	0.7570	0.5790
7	0.6010	0.5670
8	0.6000	0.5670
A	0.8840	0.6170
B	0.8780	0.6130
C	0.8840	0.6110
D	0.8990	0.6200
E	0.8340	0.6050
F	0.8600	0.6090
G	0.7700	0.5830
H	0.8650	0.6040
I	0.8970	0.6150
J	0.7330	0.5830
K	0.7920	0.5790
L	0.8230	0.5940
M	0.7750	0.5830
N	0.7950	0.5870
O	0.7220	0.5880
P	0.6690	0.5880
Q	0.5370	0.5550
R	0.8390	0.6050
S	0.7130	0.5740
T	0.7730	0.5840

Continued on next page...

Continued from previous page...

Chain	Atom inclusion	Q-score
U	0.4520	0.5170
V	0.5520	0.5230
W	0.8050	0.6020
X	0.8100	0.6010
Y	0.8720	0.6150
Z	0.7120	0.5670
a	0.8900	0.6180
b	0.8820	0.6160
c	0.8820	0.6110
d	0.8970	0.6190
e	0.8380	0.6050
f	0.8510	0.6090
g	0.7660	0.5830
h	0.8700	0.6070
i	0.9000	0.6140
j	0.7420	0.5820
k	0.8320	0.5760
l	0.8230	0.5950
m	0.7800	0.5820
n	0.7960	0.5850
o	0.7230	0.5880
p	0.6770	0.5890
q	0.5380	0.5530
r	0.8360	0.6070
s	0.7150	0.5760
t	0.8090	0.5910
u	0.4570	0.5240
v	0.5660	0.5370
w	0.8060	0.6010
x	0.7990	0.6060
y	0.8730	0.6140
z	0.7040	0.5670