



Full wwPDB EM Validation Report ⓘ

Aug 7, 2025 – 07:40 am BST

PDB ID : 9I01 / pdb_00009i01
EMDB ID : EMD-52541
Title : 345 A SynPspA rod after incubation with EPL
Authors : Hudina, E.; Junglas, B.; Huesgen, P.; Sachse, C.
Deposited on : 2025-01-14
Resolution : 6.50 Å(reported)

This is a Full wwPDB EM Validation Report for a publicly released PDB/EMDB entry.

We welcome your comments at validation@mail.wwpdb.org

A user guide is available at

<https://www.wwpdb.org/validation/2017/EMValidationReportHelp>

with specific help available everywhere you see the ⓘ symbol.

The types of validation reports are described at

<http://www.wwpdb.org/validation/2017/FAQs#types>.

The following versions of software and data (see [references ⓘ](#)) were used in the production of this report:

MolProbity : 4-5-2 with Phenix2.0rc1
Percentile statistics : 20231227.v01 (using entries in the PDB archive December 27th 2023)
Ideal geometry (proteins) : Engh & Huber (2001)
Ideal geometry (DNA, RNA) : Parkinson et al. (1996)
Validation Pipeline (wwPDB-VP) : 2.45.1

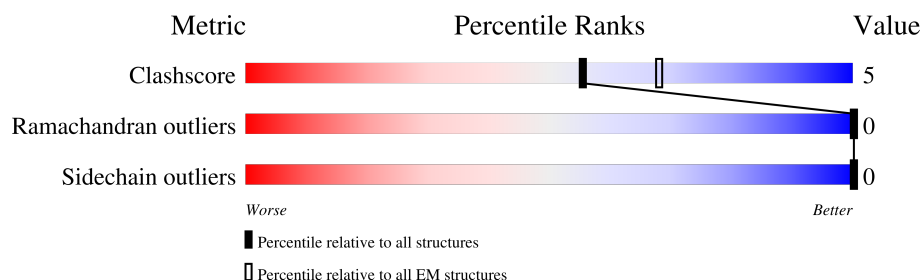
1 Overall quality at a glance

The following experimental techniques were used to determine the structure:

ELECTRON MICROSCOPY

The reported resolution of this entry is 6.50 Å.

Percentile scores (ranging between 0-100) for global validation metrics of the entry are shown in the following graphic. The table shows the number of entries on which the scores are based.




























| Metric | Whole archive (#Entries) | EM structures (#Entries) |
|-----------------------|-----------------------------|-----------------------------|
| Clashscore | 210492 | 15764 |
| Ramachandran outliers | 207382 | 16835 |
| Sidechain outliers | 206894 | 16415 |

The table below summarises the geometric issues observed across the polymeric chains and their fit to the map. The red, orange, yellow and green segments of the bar indicate the fraction of residues that contain outliers for ≥ 3 , 2, 1 and 0 types of geometric quality criteria respectively. A grey segment represents the fraction of residues that are not modelled. The numeric value for each fraction is indicated below the corresponding segment, with a dot representing fractions $\leq 5\%$.

| Mol | Chain | Length | Quality of chain |
|-----|-------|--------|------------------|
| 1 | 0 | 246 | 79% 9% 12% |
| 1 | 1 | 246 | 76% 12% 12% |
| 1 | 2 | 246 | 76% 13% 12% |
| 1 | 3 | 246 | 77% 11% 12% |
| 1 | 4 | 246 | 79% 9% 12% |
| 1 | 5 | 246 | 79% 9% 12% |
| 1 | 6 | 246 | 78% 10% 12% |
| 1 | 7 | 246 | 79% 9% 12% |
| 1 | A | 246 | 78% 10% 12% |


























Continued on next page...

Continued from previous page...

| Mol | Chain | Length | Quality of chain |
|-----|-------|--------|--|
| 1 | B | 246 |  |
| 1 | C | 246 |  |
| 1 | D | 246 |  |
| 1 | E | 246 |  |
| 1 | F | 246 |  |
| 1 | G | 246 |  |
| 1 | H | 246 |  |
| 1 | I | 246 |  |
| 1 | J | 246 |  |
| 1 | K | 246 |  |
| 1 | L | 246 |  |
| 1 | M | 246 |  |
| 1 | N | 246 |  |
| 1 | O | 246 |  |
| 1 | P | 246 |  |
| 1 | Q | 246 |  |
| 1 | R | 246 |  |
| 1 | S | 246 |  |
| 1 | T | 246 |  |
| 1 | U | 246 |  |
| 1 | V | 246 |  |
| 1 | W | 246 |  |
| 1 | X | 246 |  |
| 1 | Y | 246 |  |
| 1 | Z | 246 |  |

Continued on next page...

Continued from previous page...

| Mol | Chain | Length | Quality of chain |
|-----|-------|--------|--|
| 1 | a | 246 |  |
| 1 | b | 246 |  |
| 1 | c | 246 |  |
| 1 | d | 246 |  |
| 1 | e | 246 |  |
| 1 | f | 246 |  |
| 1 | g | 246 |  |
| 1 | h | 246 |  |
| 1 | i | 246 |  |
| 1 | j | 246 |  |
| 1 | k | 246 |  |
| 1 | l | 246 |  |
| 1 | m | 246 |  |
| 1 | n | 246 |  |
| 1 | o | 246 |  |
| 1 | p | 246 |  |
| 1 | q | 246 |  |
| 1 | r | 246 |  |
| 1 | s | 246 |  |
| 1 | t | 246 |  |
| 1 | u | 246 |  |
| 1 | v | 246 |  |
| 1 | w | 246 |  |
| 1 | x | 246 |  |
| 1 | y | 246 |  |

Continued on next page...

Continued from previous page...

| Mol | Chain | Length | Quality of chain |
|-----|-------|--------|--|
| 1 | z | 246 | <div><div></div><div>77%</div><div>11%</div><div>12%</div></div> |

2 Entry composition

There is only 1 type of molecule in this entry. The entry contains 212820 atoms, of which 107280 are hydrogens and 0 are deuteriums.

In the tables below, the AltConf column contains the number of residues with at least one atom in alternate conformation and the Trace column contains the number of residues modelled with at most 2 atoms.

- Molecule 1 is a protein called Chloroplast membrane-associated 30 kD protein.

| Mol | Chain | Residues | Atoms | | | | | | AltConf | Trace |
|-----|-------|----------|-------|------|------|-----|-----|---|---------|-------|
| 1 | 1 | 217 | Total | C | H | N | O | S | 0 | 0 |
| | | | 3547 | 1093 | 1788 | 325 | 338 | 3 | | |
| 1 | 2 | 217 | Total | C | H | N | O | S | 0 | 0 |
| | | | 3547 | 1093 | 1788 | 325 | 338 | 3 | | |
| 1 | 3 | 217 | Total | C | H | N | O | S | 0 | 0 |
| | | | 3547 | 1093 | 1788 | 325 | 338 | 3 | | |
| 1 | 4 | 217 | Total | C | H | N | O | S | 0 | 0 |
| | | | 3547 | 1093 | 1788 | 325 | 338 | 3 | | |
| 1 | 5 | 217 | Total | C | H | N | O | S | 0 | 0 |
| | | | 3547 | 1093 | 1788 | 325 | 338 | 3 | | |
| 1 | 6 | 217 | Total | C | H | N | O | S | 0 | 0 |
| | | | 3547 | 1093 | 1788 | 325 | 338 | 3 | | |
| 1 | 7 | 217 | Total | C | H | N | O | S | 0 | 0 |
| | | | 3547 | 1093 | 1788 | 325 | 338 | 3 | | |
| 1 | 0 | 217 | Total | C | H | N | O | S | 0 | 0 |
| | | | 3547 | 1093 | 1788 | 325 | 338 | 3 | | |
| 1 | A | 217 | Total | C | H | N | O | S | 0 | 0 |
| | | | 3547 | 1093 | 1788 | 325 | 338 | 3 | | |
| 1 | B | 217 | Total | C | H | N | O | S | 0 | 0 |
| | | | 3547 | 1093 | 1788 | 325 | 338 | 3 | | |
| 1 | C | 217 | Total | C | H | N | O | S | 0 | 0 |
| | | | 3547 | 1093 | 1788 | 325 | 338 | 3 | | |
| 1 | D | 217 | Total | C | H | N | O | S | 0 | 0 |
| | | | 3547 | 1093 | 1788 | 325 | 338 | 3 | | |
| 1 | E | 217 | Total | C | H | N | O | S | 0 | 0 |
| | | | 3547 | 1093 | 1788 | 325 | 338 | 3 | | |
| 1 | F | 217 | Total | C | H | N | O | S | 0 | 0 |
| | | | 3547 | 1093 | 1788 | 325 | 338 | 3 | | |
| 1 | G | 217 | Total | C | H | N | O | S | 0 | 0 |
| | | | 3547 | 1093 | 1788 | 325 | 338 | 3 | | |
| 1 | H | 217 | Total | C | H | N | O | S | 0 | 0 |
| | | | 3547 | 1093 | 1788 | 325 | 338 | 3 | | |
| 1 | I | 217 | Total | C | H | N | O | S | 0 | 0 |
| | | | 3547 | 1093 | 1788 | 325 | 338 | 3 | | |

Continued on next page...

Continued from previous page...

Continued from previous page.

| Mol | Chain | Residues | Atoms | | | | | | AltConf | Trace |
|-----|-------|----------|---------------|-----------|-----------|----------|----------|--------|---------|-------|
| 1 | J | 217 | Total 3547 | C 1093 | H 1788 | N 325 | O 338 | S 3 | 0 | 0 |
| 1 | K | 217 | Total 3547 | C 1093 | H 1788 | N 325 | O 338 | S 3 | 0 | 0 |
| 1 | L | 217 | Total 3547 | C 1093 | H 1788 | N 325 | O 338 | S 3 | 0 | 0 |
| 1 | M | 217 | Total 3547 | C 1093 | H 1788 | N 325 | O 338 | S 3 | 0 | 0 |
| 1 | N | 217 | Total 3547 | C 1093 | H 1788 | N 325 | O 338 | S 3 | 0 | 0 |
| 1 | O | 217 | Total 3547 | C 1093 | H 1788 | N 325 | O 338 | S 3 | 0 | 0 |
| 1 | P | 217 | Total 3547 | C 1093 | H 1788 | N 325 | O 338 | S 3 | 0 | 0 |
| 1 | Q | 217 | Total 3547 | C 1093 | H 1788 | N 325 | O 338 | S 3 | 0 | 0 |
| 1 | R | 217 | Total 3547 | C 1093 | H 1788 | N 325 | O 338 | S 3 | 0 | 0 |
| 1 | S | 217 | Total 3547 | C 1093 | H 1788 | N 325 | O 338 | S 3 | 0 | 0 |
| 1 | T | 217 | Total 3547 | C 1093 | H 1788 | N 325 | O 338 | S 3 | 0 | 0 |
| 1 | U | 217 | Total 3547 | C 1093 | H 1788 | N 325 | O 338 | S 3 | 0 | 0 |
| 1 | V | 217 | Total 3547 | C 1093 | H 1788 | N 325 | O 338 | S 3 | 0 | 0 |
| 1 | W | 217 | Total 3547 | C 1093 | H 1788 | N 325 | O 338 | S 3 | 0 | 0 |
| 1 | X | 217 | Total 3547 | C 1093 | H 1788 | N 325 | O 338 | S 3 | 0 | 0 |
| 1 | Y | 217 | Total 3547 | C 1093 | H 1788 | N 325 | O 338 | S 3 | 0 | 0 |
| 1 | Z | 217 | Total 3547 | C 1093 | H 1788 | N 325 | O 338 | S 3 | 0 | 0 |
| 1 | a | 217 | Total 3547 | C 1093 | H 1788 | N 325 | O 338 | S 3 | 0 | 0 |
| 1 | b | 217 | Total 3547 | C 1093 | H 1788 | N 325 | O 338 | S 3 | 0 | 0 |
| 1 | c | 217 | Total 3547 | C 1093 | H 1788 | N 325 | O 338 | S 3 | 0 | 0 |
| 1 | d | 217 | Total 3547 | C 1093 | H 1788 | N 325 | O 338 | S 3 | 0 | 0 |

Continued on next page...

Continued from previous page...

| Mol | Chain | Residues | Atoms | | | | | | AltConf | Trace |
|-----|-------|----------|---------------|-----------|-----------|----------|----------|--------|---------|-------|
| 1 | e | 217 | Total 3547 | C 1093 | H 1788 | N 325 | O 338 | S 3 | 0 | 0 |
| 1 | f | 217 | Total 3547 | C 1093 | H 1788 | N 325 | O 338 | S 3 | 0 | 0 |
| 1 | g | 217 | Total 3547 | C 1093 | H 1788 | N 325 | O 338 | S 3 | 0 | 0 |
| 1 | h | 217 | Total 3547 | C 1093 | H 1788 | N 325 | O 338 | S 3 | 0 | 0 |
| 1 | i | 217 | Total 3547 | C 1093 | H 1788 | N 325 | O 338 | S 3 | 0 | 0 |
| 1 | j | 217 | Total 3547 | C 1093 | H 1788 | N 325 | O 338 | S 3 | 0 | 0 |
| 1 | k | 217 | Total 3547 | C 1093 | H 1788 | N 325 | O 338 | S 3 | 0 | 0 |
| 1 | l | 217 | Total 3547 | C 1093 | H 1788 | N 325 | O 338 | S 3 | 0 | 0 |
| 1 | m | 217 | Total 3547 | C 1093 | H 1788 | N 325 | O 338 | S 3 | 0 | 0 |
| 1 | n | 217 | Total 3547 | C 1093 | H 1788 | N 325 | O 338 | S 3 | 0 | 0 |
| 1 | o | 217 | Total 3547 | C 1093 | H 1788 | N 325 | O 338 | S 3 | 0 | 0 |
| 1 | p | 217 | Total 3547 | C 1093 | H 1788 | N 325 | O 338 | S 3 | 0 | 0 |
| 1 | q | 217 | Total 3547 | C 1093 | H 1788 | N 325 | O 338 | S 3 | 0 | 0 |
| 1 | r | 217 | Total 3547 | C 1093 | H 1788 | N 325 | O 338 | S 3 | 0 | 0 |
| 1 | s | 217 | Total 3547 | C 1093 | H 1788 | N 325 | O 338 | S 3 | 0 | 0 |
| 1 | t | 217 | Total 3547 | C 1093 | H 1788 | N 325 | O 338 | S 3 | 0 | 0 |
| 1 | u | 217 | Total 3547 | C 1093 | H 1788 | N 325 | O 338 | S 3 | 0 | 0 |
| 1 | v | 217 | Total 3547 | C 1093 | H 1788 | N 325 | O 338 | S 3 | 0 | 0 |
| 1 | w | 217 | Total 3547 | C 1093 | H 1788 | N 325 | O 338 | S 3 | 0 | 0 |
| 1 | x | 217 | Total 3547 | C 1093 | H 1788 | N 325 | O 338 | S 3 | 0 | 0 |
| 1 | y | 217 | Total 3547 | C 1093 | H 1788 | N 325 | O 338 | S 3 | 0 | 0 |

Continued on next page...

Continued from previous page...

| Mol | Chain | Residues | Atoms | | | | | | AltConf | Trace |
|-----|-------|----------|-------|------|------|-----|-----|---|---------|-------|
| 1 | z | 217 | Total | C | H | N | O | S | 0 | 0 |
| | | | 3547 | 1093 | 1788 | 325 | 338 | 3 | | |

There are 1380 discrepancies between the modelled and reference sequences:

| Chain | Residue | Modelled | Actual | Comment | Reference |
|-------|---------|----------|--------|-----------------------|------------|
| 1 | -22 | MET | - | initiating methionine | UNP P74717 |
| 1 | -21 | GLY | - | expression tag | UNP P74717 |
| 1 | -20 | SER | - | expression tag | UNP P74717 |
| 1 | -19 | SER | - | expression tag | UNP P74717 |
| 1 | -18 | HIS | - | expression tag | UNP P74717 |
| 1 | -17 | HIS | - | expression tag | UNP P74717 |
| 1 | -16 | HIS | - | expression tag | UNP P74717 |
| 1 | -15 | HIS | - | expression tag | UNP P74717 |
| 1 | -14 | HIS | - | expression tag | UNP P74717 |
| 1 | -13 | HIS | - | expression tag | UNP P74717 |
| 1 | -12 | SER | - | expression tag | UNP P74717 |
| 1 | -11 | SER | - | expression tag | UNP P74717 |
| 1 | -10 | SER | - | expression tag | UNP P74717 |
| 1 | -9 | ALA | - | expression tag | UNP P74717 |
| 1 | -8 | ALA | - | expression tag | UNP P74717 |
| 1 | -7 | LEU | - | expression tag | UNP P74717 |
| 1 | -6 | GLU | - | expression tag | UNP P74717 |
| 1 | -5 | VAL | - | expression tag | UNP P74717 |
| 1 | -4 | LEU | - | expression tag | UNP P74717 |
| 1 | -3 | PHE | - | expression tag | UNP P74717 |
| 1 | -2 | GLN | - | expression tag | UNP P74717 |
| 1 | -1 | GLY | - | expression tag | UNP P74717 |
| 1 | 0 | PRO | - | expression tag | UNP P74717 |
| 2 | -22 | MET | - | initiating methionine | UNP P74717 |
| 2 | -21 | GLY | - | expression tag | UNP P74717 |
| 2 | -20 | SER | - | expression tag | UNP P74717 |
| 2 | -19 | SER | - | expression tag | UNP P74717 |
| 2 | -18 | HIS | - | expression tag | UNP P74717 |
| 2 | -17 | HIS | - | expression tag | UNP P74717 |
| 2 | -16 | HIS | - | expression tag | UNP P74717 |
| 2 | -15 | HIS | - | expression tag | UNP P74717 |
| 2 | -14 | HIS | - | expression tag | UNP P74717 |
| 2 | -13 | HIS | - | expression tag | UNP P74717 |
| 2 | -12 | SER | - | expression tag | UNP P74717 |
| 2 | -11 | SER | - | expression tag | UNP P74717 |
| 2 | -10 | SER | - | expression tag | UNP P74717 |

Continued on next page...

Continued from previous page...

| Chain | Residue | Modelled | Actual | Comment | Reference |
|-------|---------|----------|--------|-----------------------|------------|
| 2 | -9 | ALA | - | expression tag | UNP P74717 |
| 2 | -8 | ALA | - | expression tag | UNP P74717 |
| 2 | -7 | LEU | - | expression tag | UNP P74717 |
| 2 | -6 | GLU | - | expression tag | UNP P74717 |
| 2 | -5 | VAL | - | expression tag | UNP P74717 |
| 2 | -4 | LEU | - | expression tag | UNP P74717 |
| 2 | -3 | PHE | - | expression tag | UNP P74717 |
| 2 | -2 | GLN | - | expression tag | UNP P74717 |
| 2 | -1 | GLY | - | expression tag | UNP P74717 |
| 2 | 0 | PRO | - | expression tag | UNP P74717 |
| 3 | -22 | MET | - | initiating methionine | UNP P74717 |
| 3 | -21 | GLY | - | expression tag | UNP P74717 |
| 3 | -20 | SER | - | expression tag | UNP P74717 |
| 3 | -19 | SER | - | expression tag | UNP P74717 |
| 3 | -18 | HIS | - | expression tag | UNP P74717 |
| 3 | -17 | HIS | - | expression tag | UNP P74717 |
| 3 | -16 | HIS | - | expression tag | UNP P74717 |
| 3 | -15 | HIS | - | expression tag | UNP P74717 |
| 3 | -14 | HIS | - | expression tag | UNP P74717 |
| 3 | -13 | HIS | - | expression tag | UNP P74717 |
| 3 | -12 | SER | - | expression tag | UNP P74717 |
| 3 | -11 | SER | - | expression tag | UNP P74717 |
| 3 | -10 | SER | - | expression tag | UNP P74717 |
| 3 | -9 | ALA | - | expression tag | UNP P74717 |
| 3 | -8 | ALA | - | expression tag | UNP P74717 |
| 3 | -7 | LEU | - | expression tag | UNP P74717 |
| 3 | -6 | GLU | - | expression tag | UNP P74717 |
| 3 | -5 | VAL | - | expression tag | UNP P74717 |
| 3 | -4 | LEU | - | expression tag | UNP P74717 |
| 3 | -3 | PHE | - | expression tag | UNP P74717 |
| 3 | -2 | GLN | - | expression tag | UNP P74717 |
| 3 | -1 | GLY | - | expression tag | UNP P74717 |
| 3 | 0 | PRO | - | expression tag | UNP P74717 |
| 4 | -22 | MET | - | initiating methionine | UNP P74717 |
| 4 | -21 | GLY | - | expression tag | UNP P74717 |
| 4 | -20 | SER | - | expression tag | UNP P74717 |
| 4 | -19 | SER | - | expression tag | UNP P74717 |
| 4 | -18 | HIS | - | expression tag | UNP P74717 |
| 4 | -17 | HIS | - | expression tag | UNP P74717 |
| 4 | -16 | HIS | - | expression tag | UNP P74717 |
| 4 | -15 | HIS | - | expression tag | UNP P74717 |
| 4 | -14 | HIS | - | expression tag | UNP P74717 |

Continued on next page...

Continued from previous page...

| Chain | Residue | Modelled | Actual | Comment | Reference |
|-------|---------|----------|--------|-----------------------|------------|
| 4 | -13 | HIS | - | expression tag | UNP P74717 |
| 4 | -12 | SER | - | expression tag | UNP P74717 |
| 4 | -11 | SER | - | expression tag | UNP P74717 |
| 4 | -10 | SER | - | expression tag | UNP P74717 |
| 4 | -9 | ALA | - | expression tag | UNP P74717 |
| 4 | -8 | ALA | - | expression tag | UNP P74717 |
| 4 | -7 | LEU | - | expression tag | UNP P74717 |
| 4 | -6 | GLU | - | expression tag | UNP P74717 |
| 4 | -5 | VAL | - | expression tag | UNP P74717 |
| 4 | -4 | LEU | - | expression tag | UNP P74717 |
| 4 | -3 | PHE | - | expression tag | UNP P74717 |
| 4 | -2 | GLN | - | expression tag | UNP P74717 |
| 4 | -1 | GLY | - | expression tag | UNP P74717 |
| 4 | 0 | PRO | - | expression tag | UNP P74717 |
| 5 | -22 | MET | - | initiating methionine | UNP P74717 |
| 5 | -21 | GLY | - | expression tag | UNP P74717 |
| 5 | -20 | SER | - | expression tag | UNP P74717 |
| 5 | -19 | SER | - | expression tag | UNP P74717 |
| 5 | -18 | HIS | - | expression tag | UNP P74717 |
| 5 | -17 | HIS | - | expression tag | UNP P74717 |
| 5 | -16 | HIS | - | expression tag | UNP P74717 |
| 5 | -15 | HIS | - | expression tag | UNP P74717 |
| 5 | -14 | HIS | - | expression tag | UNP P74717 |
| 5 | -13 | HIS | - | expression tag | UNP P74717 |
| 5 | -12 | SER | - | expression tag | UNP P74717 |
| 5 | -11 | SER | - | expression tag | UNP P74717 |
| 5 | -10 | SER | - | expression tag | UNP P74717 |
| 5 | -9 | ALA | - | expression tag | UNP P74717 |
| 5 | -8 | ALA | - | expression tag | UNP P74717 |
| 5 | -7 | LEU | - | expression tag | UNP P74717 |
| 5 | -6 | GLU | - | expression tag | UNP P74717 |
| 5 | -5 | VAL | - | expression tag | UNP P74717 |
| 5 | -4 | LEU | - | expression tag | UNP P74717 |
| 5 | -3 | PHE | - | expression tag | UNP P74717 |
| 5 | -2 | GLN | - | expression tag | UNP P74717 |
| 5 | -1 | GLY | - | expression tag | UNP P74717 |
| 5 | 0 | PRO | - | expression tag | UNP P74717 |
| 6 | -22 | MET | - | initiating methionine | UNP P74717 |
| 6 | -21 | GLY | - | expression tag | UNP P74717 |
| 6 | -20 | SER | - | expression tag | UNP P74717 |
| 6 | -19 | SER | - | expression tag | UNP P74717 |
| 6 | -18 | HIS | - | expression tag | UNP P74717 |

Continued on next page...

Continued from previous page...

| Chain | Residue | Modelled | Actual | Comment | Reference |
|-------|---------|----------|--------|-----------------------|------------|
| 6 | -17 | HIS | - | expression tag | UNP P74717 |
| 6 | -16 | HIS | - | expression tag | UNP P74717 |
| 6 | -15 | HIS | - | expression tag | UNP P74717 |
| 6 | -14 | HIS | - | expression tag | UNP P74717 |
| 6 | -13 | HIS | - | expression tag | UNP P74717 |
| 6 | -12 | SER | - | expression tag | UNP P74717 |
| 6 | -11 | SER | - | expression tag | UNP P74717 |
| 6 | -10 | SER | - | expression tag | UNP P74717 |
| 6 | -9 | ALA | - | expression tag | UNP P74717 |
| 6 | -8 | ALA | - | expression tag | UNP P74717 |
| 6 | -7 | LEU | - | expression tag | UNP P74717 |
| 6 | -6 | GLU | - | expression tag | UNP P74717 |
| 6 | -5 | VAL | - | expression tag | UNP P74717 |
| 6 | -4 | LEU | - | expression tag | UNP P74717 |
| 6 | -3 | PHE | - | expression tag | UNP P74717 |
| 6 | -2 | GLN | - | expression tag | UNP P74717 |
| 6 | -1 | GLY | - | expression tag | UNP P74717 |
| 6 | 0 | PRO | - | expression tag | UNP P74717 |
| 7 | -22 | MET | - | initiating methionine | UNP P74717 |
| 7 | -21 | GLY | - | expression tag | UNP P74717 |
| 7 | -20 | SER | - | expression tag | UNP P74717 |
| 7 | -19 | SER | - | expression tag | UNP P74717 |
| 7 | -18 | HIS | - | expression tag | UNP P74717 |
| 7 | -17 | HIS | - | expression tag | UNP P74717 |
| 7 | -16 | HIS | - | expression tag | UNP P74717 |
| 7 | -15 | HIS | - | expression tag | UNP P74717 |
| 7 | -14 | HIS | - | expression tag | UNP P74717 |
| 7 | -13 | HIS | - | expression tag | UNP P74717 |
| 7 | -12 | SER | - | expression tag | UNP P74717 |
| 7 | -11 | SER | - | expression tag | UNP P74717 |
| 7 | -10 | SER | - | expression tag | UNP P74717 |
| 7 | -9 | ALA | - | expression tag | UNP P74717 |
| 7 | -8 | ALA | - | expression tag | UNP P74717 |
| 7 | -7 | LEU | - | expression tag | UNP P74717 |
| 7 | -6 | GLU | - | expression tag | UNP P74717 |
| 7 | -5 | VAL | - | expression tag | UNP P74717 |
| 7 | -4 | LEU | - | expression tag | UNP P74717 |
| 7 | -3 | PHE | - | expression tag | UNP P74717 |
| 7 | -2 | GLN | - | expression tag | UNP P74717 |
| 7 | -1 | GLY | - | expression tag | UNP P74717 |
| 7 | 0 | PRO | - | expression tag | UNP P74717 |
| 0 | -22 | MET | - | initiating methionine | UNP P74717 |

Continued on next page...

Continued from previous page...

| Chain | Residue | Modelled | Actual | Comment | Reference |
|-------|---------|----------|--------|-----------------------|------------|
| 0 | -21 | GLY | - | expression tag | UNP P74717 |
| 0 | -20 | SER | - | expression tag | UNP P74717 |
| 0 | -19 | SER | - | expression tag | UNP P74717 |
| 0 | -18 | HIS | - | expression tag | UNP P74717 |
| 0 | -17 | HIS | - | expression tag | UNP P74717 |
| 0 | -16 | HIS | - | expression tag | UNP P74717 |
| 0 | -15 | HIS | - | expression tag | UNP P74717 |
| 0 | -14 | HIS | - | expression tag | UNP P74717 |
| 0 | -13 | HIS | - | expression tag | UNP P74717 |
| 0 | -12 | SER | - | expression tag | UNP P74717 |
| 0 | -11 | SER | - | expression tag | UNP P74717 |
| 0 | -10 | SER | - | expression tag | UNP P74717 |
| 0 | -9 | ALA | - | expression tag | UNP P74717 |
| 0 | -8 | ALA | - | expression tag | UNP P74717 |
| 0 | -7 | LEU | - | expression tag | UNP P74717 |
| 0 | -6 | GLU | - | expression tag | UNP P74717 |
| 0 | -5 | VAL | - | expression tag | UNP P74717 |
| 0 | -4 | LEU | - | expression tag | UNP P74717 |
| 0 | -3 | PHE | - | expression tag | UNP P74717 |
| 0 | -2 | GLN | - | expression tag | UNP P74717 |
| 0 | -1 | GLY | - | expression tag | UNP P74717 |
| 0 | 0 | PRO | - | expression tag | UNP P74717 |
| A | -22 | MET | - | initiating methionine | UNP P74717 |
| A | -21 | GLY | - | expression tag | UNP P74717 |
| A | -20 | SER | - | expression tag | UNP P74717 |
| A | -19 | SER | - | expression tag | UNP P74717 |
| A | -18 | HIS | - | expression tag | UNP P74717 |
| A | -17 | HIS | - | expression tag | UNP P74717 |
| A | -16 | HIS | - | expression tag | UNP P74717 |
| A | -15 | HIS | - | expression tag | UNP P74717 |
| A | -14 | HIS | - | expression tag | UNP P74717 |
| A | -13 | HIS | - | expression tag | UNP P74717 |
| A | -12 | SER | - | expression tag | UNP P74717 |
| A | -11 | SER | - | expression tag | UNP P74717 |
| A | -10 | SER | - | expression tag | UNP P74717 |
| A | -9 | ALA | - | expression tag | UNP P74717 |
| A | -8 | ALA | - | expression tag | UNP P74717 |
| A | -7 | LEU | - | expression tag | UNP P74717 |
| A | -6 | GLU | - | expression tag | UNP P74717 |
| A | -5 | VAL | - | expression tag | UNP P74717 |
| A | -4 | LEU | - | expression tag | UNP P74717 |
| A | -3 | PHE | - | expression tag | UNP P74717 |

Continued on next page...

Continued from previous page...

| Chain | Residue | Modelled | Actual | Comment | Reference |
|-------|---------|----------|--------|-----------------------|------------|
| A | -2 | GLN | - | expression tag | UNP P74717 |
| A | -1 | GLY | - | expression tag | UNP P74717 |
| A | 0 | PRO | - | expression tag | UNP P74717 |
| B | -22 | MET | - | initiating methionine | UNP P74717 |
| B | -21 | GLY | - | expression tag | UNP P74717 |
| B | -20 | SER | - | expression tag | UNP P74717 |
| B | -19 | SER | - | expression tag | UNP P74717 |
| B | -18 | HIS | - | expression tag | UNP P74717 |
| B | -17 | HIS | - | expression tag | UNP P74717 |
| B | -16 | HIS | - | expression tag | UNP P74717 |
| B | -15 | HIS | - | expression tag | UNP P74717 |
| B | -14 | HIS | - | expression tag | UNP P74717 |
| B | -13 | HIS | - | expression tag | UNP P74717 |
| B | -12 | SER | - | expression tag | UNP P74717 |
| B | -11 | SER | - | expression tag | UNP P74717 |
| B | -10 | SER | - | expression tag | UNP P74717 |
| B | -9 | ALA | - | expression tag | UNP P74717 |
| B | -8 | ALA | - | expression tag | UNP P74717 |
| B | -7 | LEU | - | expression tag | UNP P74717 |
| B | -6 | GLU | - | expression tag | UNP P74717 |
| B | -5 | VAL | - | expression tag | UNP P74717 |
| B | -4 | LEU | - | expression tag | UNP P74717 |
| B | -3 | PHE | - | expression tag | UNP P74717 |
| B | -2 | GLN | - | expression tag | UNP P74717 |
| B | -1 | GLY | - | expression tag | UNP P74717 |
| B | 0 | PRO | - | expression tag | UNP P74717 |
| C | -22 | MET | - | initiating methionine | UNP P74717 |
| C | -21 | GLY | - | expression tag | UNP P74717 |
| C | -20 | SER | - | expression tag | UNP P74717 |
| C | -19 | SER | - | expression tag | UNP P74717 |
| C | -18 | HIS | - | expression tag | UNP P74717 |
| C | -17 | HIS | - | expression tag | UNP P74717 |
| C | -16 | HIS | - | expression tag | UNP P74717 |
| C | -15 | HIS | - | expression tag | UNP P74717 |
| C | -14 | HIS | - | expression tag | UNP P74717 |
| C | -13 | HIS | - | expression tag | UNP P74717 |
| C | -12 | SER | - | expression tag | UNP P74717 |
| C | -11 | SER | - | expression tag | UNP P74717 |
| C | -10 | SER | - | expression tag | UNP P74717 |
| C | -9 | ALA | - | expression tag | UNP P74717 |
| C | -8 | ALA | - | expression tag | UNP P74717 |
| C | -7 | LEU | - | expression tag | UNP P74717 |

Continued on next page...

Continued from previous page...

| Chain | Residue | Modelled | Actual | Comment | Reference |
|-------|---------|----------|--------|-----------------------|------------|
| C | -6 | GLU | - | expression tag | UNP P74717 |
| C | -5 | VAL | - | expression tag | UNP P74717 |
| C | -4 | LEU | - | expression tag | UNP P74717 |
| C | -3 | PHE | - | expression tag | UNP P74717 |
| C | -2 | GLN | - | expression tag | UNP P74717 |
| C | -1 | GLY | - | expression tag | UNP P74717 |
| C | 0 | PRO | - | expression tag | UNP P74717 |
| D | -22 | MET | - | initiating methionine | UNP P74717 |
| D | -21 | GLY | - | expression tag | UNP P74717 |
| D | -20 | SER | - | expression tag | UNP P74717 |
| D | -19 | SER | - | expression tag | UNP P74717 |
| D | -18 | HIS | - | expression tag | UNP P74717 |
| D | -17 | HIS | - | expression tag | UNP P74717 |
| D | -16 | HIS | - | expression tag | UNP P74717 |
| D | -15 | HIS | - | expression tag | UNP P74717 |
| D | -14 | HIS | - | expression tag | UNP P74717 |
| D | -13 | HIS | - | expression tag | UNP P74717 |
| D | -12 | SER | - | expression tag | UNP P74717 |
| D | -11 | SER | - | expression tag | UNP P74717 |
| D | -10 | SER | - | expression tag | UNP P74717 |
| D | -9 | ALA | - | expression tag | UNP P74717 |
| D | -8 | ALA | - | expression tag | UNP P74717 |
| D | -7 | LEU | - | expression tag | UNP P74717 |
| D | -6 | GLU | - | expression tag | UNP P74717 |
| D | -5 | VAL | - | expression tag | UNP P74717 |
| D | -4 | LEU | - | expression tag | UNP P74717 |
| D | -3 | PHE | - | expression tag | UNP P74717 |
| D | -2 | GLN | - | expression tag | UNP P74717 |
| D | -1 | GLY | - | expression tag | UNP P74717 |
| D | 0 | PRO | - | expression tag | UNP P74717 |
| E | -22 | MET | - | initiating methionine | UNP P74717 |
| E | -21 | GLY | - | expression tag | UNP P74717 |
| E | -20 | SER | - | expression tag | UNP P74717 |
| E | -19 | SER | - | expression tag | UNP P74717 |
| E | -18 | HIS | - | expression tag | UNP P74717 |
| E | -17 | HIS | - | expression tag | UNP P74717 |
| E | -16 | HIS | - | expression tag | UNP P74717 |
| E | -15 | HIS | - | expression tag | UNP P74717 |
| E | -14 | HIS | - | expression tag | UNP P74717 |
| E | -13 | HIS | - | expression tag | UNP P74717 |
| E | -12 | SER | - | expression tag | UNP P74717 |
| E | -11 | SER | - | expression tag | UNP P74717 |

Continued on next page...

Continued from previous page...

| Chain | Residue | Modelled | Actual | Comment | Reference |
|-------|---------|----------|--------|-----------------------|------------|
| E | -10 | SER | - | expression tag | UNP P74717 |
| E | -9 | ALA | - | expression tag | UNP P74717 |
| E | -8 | ALA | - | expression tag | UNP P74717 |
| E | -7 | LEU | - | expression tag | UNP P74717 |
| E | -6 | GLU | - | expression tag | UNP P74717 |
| E | -5 | VAL | - | expression tag | UNP P74717 |
| E | -4 | LEU | - | expression tag | UNP P74717 |
| E | -3 | PHE | - | expression tag | UNP P74717 |
| E | -2 | GLN | - | expression tag | UNP P74717 |
| E | -1 | GLY | - | expression tag | UNP P74717 |
| E | 0 | PRO | - | expression tag | UNP P74717 |
| F | -22 | MET | - | initiating methionine | UNP P74717 |
| F | -21 | GLY | - | expression tag | UNP P74717 |
| F | -20 | SER | - | expression tag | UNP P74717 |
| F | -19 | SER | - | expression tag | UNP P74717 |
| F | -18 | HIS | - | expression tag | UNP P74717 |
| F | -17 | HIS | - | expression tag | UNP P74717 |
| F | -16 | HIS | - | expression tag | UNP P74717 |
| F | -15 | HIS | - | expression tag | UNP P74717 |
| F | -14 | HIS | - | expression tag | UNP P74717 |
| F | -13 | HIS | - | expression tag | UNP P74717 |
| F | -12 | SER | - | expression tag | UNP P74717 |
| F | -11 | SER | - | expression tag | UNP P74717 |
| F | -10 | SER | - | expression tag | UNP P74717 |
| F | -9 | ALA | - | expression tag | UNP P74717 |
| F | -8 | ALA | - | expression tag | UNP P74717 |
| F | -7 | LEU | - | expression tag | UNP P74717 |
| F | -6 | GLU | - | expression tag | UNP P74717 |
| F | -5 | VAL | - | expression tag | UNP P74717 |
| F | -4 | LEU | - | expression tag | UNP P74717 |
| F | -3 | PHE | - | expression tag | UNP P74717 |
| F | -2 | GLN | - | expression tag | UNP P74717 |
| F | -1 | GLY | - | expression tag | UNP P74717 |
| F | 0 | PRO | - | expression tag | UNP P74717 |
| G | -22 | MET | - | initiating methionine | UNP P74717 |
| G | -21 | GLY | - | expression tag | UNP P74717 |
| G | -20 | SER | - | expression tag | UNP P74717 |
| G | -19 | SER | - | expression tag | UNP P74717 |
| G | -18 | HIS | - | expression tag | UNP P74717 |
| G | -17 | HIS | - | expression tag | UNP P74717 |
| G | -16 | HIS | - | expression tag | UNP P74717 |
| G | -15 | HIS | - | expression tag | UNP P74717 |

Continued on next page...

Continued from previous page...

| Chain | Residue | Modelled | Actual | Comment | Reference |
|-------|---------|----------|--------|-----------------------|------------|
| G | -14 | HIS | - | expression tag | UNP P74717 |
| G | -13 | HIS | - | expression tag | UNP P74717 |
| G | -12 | SER | - | expression tag | UNP P74717 |
| G | -11 | SER | - | expression tag | UNP P74717 |
| G | -10 | SER | - | expression tag | UNP P74717 |
| G | -9 | ALA | - | expression tag | UNP P74717 |
| G | -8 | ALA | - | expression tag | UNP P74717 |
| G | -7 | LEU | - | expression tag | UNP P74717 |
| G | -6 | GLU | - | expression tag | UNP P74717 |
| G | -5 | VAL | - | expression tag | UNP P74717 |
| G | -4 | LEU | - | expression tag | UNP P74717 |
| G | -3 | PHE | - | expression tag | UNP P74717 |
| G | -2 | GLN | - | expression tag | UNP P74717 |
| G | -1 | GLY | - | expression tag | UNP P74717 |
| G | 0 | PRO | - | expression tag | UNP P74717 |
| H | -22 | MET | - | initiating methionine | UNP P74717 |
| H | -21 | GLY | - | expression tag | UNP P74717 |
| H | -20 | SER | - | expression tag | UNP P74717 |
| H | -19 | SER | - | expression tag | UNP P74717 |
| H | -18 | HIS | - | expression tag | UNP P74717 |
| H | -17 | HIS | - | expression tag | UNP P74717 |
| H | -16 | HIS | - | expression tag | UNP P74717 |
| H | -15 | HIS | - | expression tag | UNP P74717 |
| H | -14 | HIS | - | expression tag | UNP P74717 |
| H | -13 | HIS | - | expression tag | UNP P74717 |
| H | -12 | SER | - | expression tag | UNP P74717 |
| H | -11 | SER | - | expression tag | UNP P74717 |
| H | -10 | SER | - | expression tag | UNP P74717 |
| H | -9 | ALA | - | expression tag | UNP P74717 |
| H | -8 | ALA | - | expression tag | UNP P74717 |
| H | -7 | LEU | - | expression tag | UNP P74717 |
| H | -6 | GLU | - | expression tag | UNP P74717 |
| H | -5 | VAL | - | expression tag | UNP P74717 |
| H | -4 | LEU | - | expression tag | UNP P74717 |
| H | -3 | PHE | - | expression tag | UNP P74717 |
| H | -2 | GLN | - | expression tag | UNP P74717 |
| H | -1 | GLY | - | expression tag | UNP P74717 |
| H | 0 | PRO | - | expression tag | UNP P74717 |
| I | -22 | MET | - | initiating methionine | UNP P74717 |
| I | -21 | GLY | - | expression tag | UNP P74717 |
| I | -20 | SER | - | expression tag | UNP P74717 |
| I | -19 | SER | - | expression tag | UNP P74717 |

Continued on next page...

Continued from previous page...

| Chain | Residue | Modelled | Actual | Comment | Reference |
|-------|---------|----------|--------|-----------------------|------------|
| I | -18 | HIS | - | expression tag | UNP P74717 |
| I | -17 | HIS | - | expression tag | UNP P74717 |
| I | -16 | HIS | - | expression tag | UNP P74717 |
| I | -15 | HIS | - | expression tag | UNP P74717 |
| I | -14 | HIS | - | expression tag | UNP P74717 |
| I | -13 | HIS | - | expression tag | UNP P74717 |
| I | -12 | SER | - | expression tag | UNP P74717 |
| I | -11 | SER | - | expression tag | UNP P74717 |
| I | -10 | SER | - | expression tag | UNP P74717 |
| I | -9 | ALA | - | expression tag | UNP P74717 |
| I | -8 | ALA | - | expression tag | UNP P74717 |
| I | -7 | LEU | - | expression tag | UNP P74717 |
| I | -6 | GLU | - | expression tag | UNP P74717 |
| I | -5 | VAL | - | expression tag | UNP P74717 |
| I | -4 | LEU | - | expression tag | UNP P74717 |
| I | -3 | PHE | - | expression tag | UNP P74717 |
| I | -2 | GLN | - | expression tag | UNP P74717 |
| I | -1 | GLY | - | expression tag | UNP P74717 |
| I | 0 | PRO | - | expression tag | UNP P74717 |
| J | -22 | MET | - | initiating methionine | UNP P74717 |
| J | -21 | GLY | - | expression tag | UNP P74717 |
| J | -20 | SER | - | expression tag | UNP P74717 |
| J | -19 | SER | - | expression tag | UNP P74717 |
| J | -18 | HIS | - | expression tag | UNP P74717 |
| J | -17 | HIS | - | expression tag | UNP P74717 |
| J | -16 | HIS | - | expression tag | UNP P74717 |
| J | -15 | HIS | - | expression tag | UNP P74717 |
| J | -14 | HIS | - | expression tag | UNP P74717 |
| J | -13 | HIS | - | expression tag | UNP P74717 |
| J | -12 | SER | - | expression tag | UNP P74717 |
| J | -11 | SER | - | expression tag | UNP P74717 |
| J | -10 | SER | - | expression tag | UNP P74717 |
| J | -9 | ALA | - | expression tag | UNP P74717 |
| J | -8 | ALA | - | expression tag | UNP P74717 |
| J | -7 | LEU | - | expression tag | UNP P74717 |
| J | -6 | GLU | - | expression tag | UNP P74717 |
| J | -5 | VAL | - | expression tag | UNP P74717 |
| J | -4 | LEU | - | expression tag | UNP P74717 |
| J | -3 | PHE | - | expression tag | UNP P74717 |
| J | -2 | GLN | - | expression tag | UNP P74717 |
| J | -1 | GLY | - | expression tag | UNP P74717 |
| J | 0 | PRO | - | expression tag | UNP P74717 |

Continued on next page...

Continued from previous page...

| Chain | Residue | Modelled | Actual | Comment | Reference |
|-------|---------|----------|--------|-----------------------|------------|
| K | -22 | MET | - | initiating methionine | UNP P74717 |
| K | -21 | GLY | - | expression tag | UNP P74717 |
| K | -20 | SER | - | expression tag | UNP P74717 |
| K | -19 | SER | - | expression tag | UNP P74717 |
| K | -18 | HIS | - | expression tag | UNP P74717 |
| K | -17 | HIS | - | expression tag | UNP P74717 |
| K | -16 | HIS | - | expression tag | UNP P74717 |
| K | -15 | HIS | - | expression tag | UNP P74717 |
| K | -14 | HIS | - | expression tag | UNP P74717 |
| K | -13 | HIS | - | expression tag | UNP P74717 |
| K | -12 | SER | - | expression tag | UNP P74717 |
| K | -11 | SER | - | expression tag | UNP P74717 |
| K | -10 | SER | - | expression tag | UNP P74717 |
| K | -9 | ALA | - | expression tag | UNP P74717 |
| K | -8 | ALA | - | expression tag | UNP P74717 |
| K | -7 | LEU | - | expression tag | UNP P74717 |
| K | -6 | GLU | - | expression tag | UNP P74717 |
| K | -5 | VAL | - | expression tag | UNP P74717 |
| K | -4 | LEU | - | expression tag | UNP P74717 |
| K | -3 | PHE | - | expression tag | UNP P74717 |
| K | -2 | GLN | - | expression tag | UNP P74717 |
| K | -1 | GLY | - | expression tag | UNP P74717 |
| K | 0 | PRO | - | expression tag | UNP P74717 |
| L | -22 | MET | - | initiating methionine | UNP P74717 |
| L | -21 | GLY | - | expression tag | UNP P74717 |
| L | -20 | SER | - | expression tag | UNP P74717 |
| L | -19 | SER | - | expression tag | UNP P74717 |
| L | -18 | HIS | - | expression tag | UNP P74717 |
| L | -17 | HIS | - | expression tag | UNP P74717 |
| L | -16 | HIS | - | expression tag | UNP P74717 |
| L | -15 | HIS | - | expression tag | UNP P74717 |
| L | -14 | HIS | - | expression tag | UNP P74717 |
| L | -13 | HIS | - | expression tag | UNP P74717 |
| L | -12 | SER | - | expression tag | UNP P74717 |
| L | -11 | SER | - | expression tag | UNP P74717 |
| L | -10 | SER | - | expression tag | UNP P74717 |
| L | -9 | ALA | - | expression tag | UNP P74717 |
| L | -8 | ALA | - | expression tag | UNP P74717 |
| L | -7 | LEU | - | expression tag | UNP P74717 |
| L | -6 | GLU | - | expression tag | UNP P74717 |
| L | -5 | VAL | - | expression tag | UNP P74717 |
| L | -4 | LEU | - | expression tag | UNP P74717 |

Continued on next page...

Continued from previous page...

| Chain | Residue | Modelled | Actual | Comment | Reference |
|-------|---------|----------|--------|-----------------------|------------|
| L | -3 | PHE | - | expression tag | UNP P74717 |
| L | -2 | GLN | - | expression tag | UNP P74717 |
| L | -1 | GLY | - | expression tag | UNP P74717 |
| L | 0 | PRO | - | expression tag | UNP P74717 |
| M | -22 | MET | - | initiating methionine | UNP P74717 |
| M | -21 | GLY | - | expression tag | UNP P74717 |
| M | -20 | SER | - | expression tag | UNP P74717 |
| M | -19 | SER | - | expression tag | UNP P74717 |
| M | -18 | HIS | - | expression tag | UNP P74717 |
| M | -17 | HIS | - | expression tag | UNP P74717 |
| M | -16 | HIS | - | expression tag | UNP P74717 |
| M | -15 | HIS | - | expression tag | UNP P74717 |
| M | -14 | HIS | - | expression tag | UNP P74717 |
| M | -13 | HIS | - | expression tag | UNP P74717 |
| M | -12 | SER | - | expression tag | UNP P74717 |
| M | -11 | SER | - | expression tag | UNP P74717 |
| M | -10 | SER | - | expression tag | UNP P74717 |
| M | -9 | ALA | - | expression tag | UNP P74717 |
| M | -8 | ALA | - | expression tag | UNP P74717 |
| M | -7 | LEU | - | expression tag | UNP P74717 |
| M | -6 | GLU | - | expression tag | UNP P74717 |
| M | -5 | VAL | - | expression tag | UNP P74717 |
| M | -4 | LEU | - | expression tag | UNP P74717 |
| M | -3 | PHE | - | expression tag | UNP P74717 |
| M | -2 | GLN | - | expression tag | UNP P74717 |
| M | -1 | GLY | - | expression tag | UNP P74717 |
| M | 0 | PRO | - | expression tag | UNP P74717 |
| N | -22 | MET | - | initiating methionine | UNP P74717 |
| N | -21 | GLY | - | expression tag | UNP P74717 |
| N | -20 | SER | - | expression tag | UNP P74717 |
| N | -19 | SER | - | expression tag | UNP P74717 |
| N | -18 | HIS | - | expression tag | UNP P74717 |
| N | -17 | HIS | - | expression tag | UNP P74717 |
| N | -16 | HIS | - | expression tag | UNP P74717 |
| N | -15 | HIS | - | expression tag | UNP P74717 |
| N | -14 | HIS | - | expression tag | UNP P74717 |
| N | -13 | HIS | - | expression tag | UNP P74717 |
| N | -12 | SER | - | expression tag | UNP P74717 |
| N | -11 | SER | - | expression tag | UNP P74717 |
| N | -10 | SER | - | expression tag | UNP P74717 |
| N | -9 | ALA | - | expression tag | UNP P74717 |
| N | -8 | ALA | - | expression tag | UNP P74717 |

Continued on next page...

Continued from previous page...

| Chain | Residue | Modelled | Actual | Comment | Reference |
|-------|---------|----------|--------|-----------------------|------------|
| N | -7 | LEU | - | expression tag | UNP P74717 |
| N | -6 | GLU | - | expression tag | UNP P74717 |
| N | -5 | VAL | - | expression tag | UNP P74717 |
| N | -4 | LEU | - | expression tag | UNP P74717 |
| N | -3 | PHE | - | expression tag | UNP P74717 |
| N | -2 | GLN | - | expression tag | UNP P74717 |
| N | -1 | GLY | - | expression tag | UNP P74717 |
| N | 0 | PRO | - | expression tag | UNP P74717 |
| O | -22 | MET | - | initiating methionine | UNP P74717 |
| O | -21 | GLY | - | expression tag | UNP P74717 |
| O | -20 | SER | - | expression tag | UNP P74717 |
| O | -19 | SER | - | expression tag | UNP P74717 |
| O | -18 | HIS | - | expression tag | UNP P74717 |
| O | -17 | HIS | - | expression tag | UNP P74717 |
| O | -16 | HIS | - | expression tag | UNP P74717 |
| O | -15 | HIS | - | expression tag | UNP P74717 |
| O | -14 | HIS | - | expression tag | UNP P74717 |
| O | -13 | HIS | - | expression tag | UNP P74717 |
| O | -12 | SER | - | expression tag | UNP P74717 |
| O | -11 | SER | - | expression tag | UNP P74717 |
| O | -10 | SER | - | expression tag | UNP P74717 |
| O | -9 | ALA | - | expression tag | UNP P74717 |
| O | -8 | ALA | - | expression tag | UNP P74717 |
| O | -7 | LEU | - | expression tag | UNP P74717 |
| O | -6 | GLU | - | expression tag | UNP P74717 |
| O | -5 | VAL | - | expression tag | UNP P74717 |
| O | -4 | LEU | - | expression tag | UNP P74717 |
| O | -3 | PHE | - | expression tag | UNP P74717 |
| O | -2 | GLN | - | expression tag | UNP P74717 |
| O | -1 | GLY | - | expression tag | UNP P74717 |
| O | 0 | PRO | - | expression tag | UNP P74717 |
| P | -22 | MET | - | initiating methionine | UNP P74717 |
| P | -21 | GLY | - | expression tag | UNP P74717 |
| P | -20 | SER | - | expression tag | UNP P74717 |
| P | -19 | SER | - | expression tag | UNP P74717 |
| P | -18 | HIS | - | expression tag | UNP P74717 |
| P | -17 | HIS | - | expression tag | UNP P74717 |
| P | -16 | HIS | - | expression tag | UNP P74717 |
| P | -15 | HIS | - | expression tag | UNP P74717 |
| P | -14 | HIS | - | expression tag | UNP P74717 |
| P | -13 | HIS | - | expression tag | UNP P74717 |
| P | -12 | SER | - | expression tag | UNP P74717 |

Continued on next page...

Continued from previous page...

| Chain | Residue | Modelled | Actual | Comment | Reference |
|-------|---------|----------|--------|-----------------------|------------|
| P | -11 | SER | - | expression tag | UNP P74717 |
| P | -10 | SER | - | expression tag | UNP P74717 |
| P | -9 | ALA | - | expression tag | UNP P74717 |
| P | -8 | ALA | - | expression tag | UNP P74717 |
| P | -7 | LEU | - | expression tag | UNP P74717 |
| P | -6 | GLU | - | expression tag | UNP P74717 |
| P | -5 | VAL | - | expression tag | UNP P74717 |
| P | -4 | LEU | - | expression tag | UNP P74717 |
| P | -3 | PHE | - | expression tag | UNP P74717 |
| P | -2 | GLN | - | expression tag | UNP P74717 |
| P | -1 | GLY | - | expression tag | UNP P74717 |
| P | 0 | PRO | - | expression tag | UNP P74717 |
| Q | -22 | MET | - | initiating methionine | UNP P74717 |
| Q | -21 | GLY | - | expression tag | UNP P74717 |
| Q | -20 | SER | - | expression tag | UNP P74717 |
| Q | -19 | SER | - | expression tag | UNP P74717 |
| Q | -18 | HIS | - | expression tag | UNP P74717 |
| Q | -17 | HIS | - | expression tag | UNP P74717 |
| Q | -16 | HIS | - | expression tag | UNP P74717 |
| Q | -15 | HIS | - | expression tag | UNP P74717 |
| Q | -14 | HIS | - | expression tag | UNP P74717 |
| Q | -13 | HIS | - | expression tag | UNP P74717 |
| Q | -12 | SER | - | expression tag | UNP P74717 |
| Q | -11 | SER | - | expression tag | UNP P74717 |
| Q | -10 | SER | - | expression tag | UNP P74717 |
| Q | -9 | ALA | - | expression tag | UNP P74717 |
| Q | -8 | ALA | - | expression tag | UNP P74717 |
| Q | -7 | LEU | - | expression tag | UNP P74717 |
| Q | -6 | GLU | - | expression tag | UNP P74717 |
| Q | -5 | VAL | - | expression tag | UNP P74717 |
| Q | -4 | LEU | - | expression tag | UNP P74717 |
| Q | -3 | PHE | - | expression tag | UNP P74717 |
| Q | -2 | GLN | - | expression tag | UNP P74717 |
| Q | -1 | GLY | - | expression tag | UNP P74717 |
| Q | 0 | PRO | - | expression tag | UNP P74717 |
| R | -22 | MET | - | initiating methionine | UNP P74717 |
| R | -21 | GLY | - | expression tag | UNP P74717 |
| R | -20 | SER | - | expression tag | UNP P74717 |
| R | -19 | SER | - | expression tag | UNP P74717 |
| R | -18 | HIS | - | expression tag | UNP P74717 |
| R | -17 | HIS | - | expression tag | UNP P74717 |
| R | -16 | HIS | - | expression tag | UNP P74717 |

Continued on next page...

Continued from previous page...

| Chain | Residue | Modelled | Actual | Comment | Reference |
|-------|---------|----------|--------|-----------------------|------------|
| R | -15 | HIS | - | expression tag | UNP P74717 |
| R | -14 | HIS | - | expression tag | UNP P74717 |
| R | -13 | HIS | - | expression tag | UNP P74717 |
| R | -12 | SER | - | expression tag | UNP P74717 |
| R | -11 | SER | - | expression tag | UNP P74717 |
| R | -10 | SER | - | expression tag | UNP P74717 |
| R | -9 | ALA | - | expression tag | UNP P74717 |
| R | -8 | ALA | - | expression tag | UNP P74717 |
| R | -7 | LEU | - | expression tag | UNP P74717 |
| R | -6 | GLU | - | expression tag | UNP P74717 |
| R | -5 | VAL | - | expression tag | UNP P74717 |
| R | -4 | LEU | - | expression tag | UNP P74717 |
| R | -3 | PHE | - | expression tag | UNP P74717 |
| R | -2 | GLN | - | expression tag | UNP P74717 |
| R | -1 | GLY | - | expression tag | UNP P74717 |
| R | 0 | PRO | - | expression tag | UNP P74717 |
| S | -22 | MET | - | initiating methionine | UNP P74717 |
| S | -21 | GLY | - | expression tag | UNP P74717 |
| S | -20 | SER | - | expression tag | UNP P74717 |
| S | -19 | SER | - | expression tag | UNP P74717 |
| S | -18 | HIS | - | expression tag | UNP P74717 |
| S | -17 | HIS | - | expression tag | UNP P74717 |
| S | -16 | HIS | - | expression tag | UNP P74717 |
| S | -15 | HIS | - | expression tag | UNP P74717 |
| S | -14 | HIS | - | expression tag | UNP P74717 |
| S | -13 | HIS | - | expression tag | UNP P74717 |
| S | -12 | SER | - | expression tag | UNP P74717 |
| S | -11 | SER | - | expression tag | UNP P74717 |
| S | -10 | SER | - | expression tag | UNP P74717 |
| S | -9 | ALA | - | expression tag | UNP P74717 |
| S | -8 | ALA | - | expression tag | UNP P74717 |
| S | -7 | LEU | - | expression tag | UNP P74717 |
| S | -6 | GLU | - | expression tag | UNP P74717 |
| S | -5 | VAL | - | expression tag | UNP P74717 |
| S | -4 | LEU | - | expression tag | UNP P74717 |
| S | -3 | PHE | - | expression tag | UNP P74717 |
| S | -2 | GLN | - | expression tag | UNP P74717 |
| S | -1 | GLY | - | expression tag | UNP P74717 |
| S | 0 | PRO | - | expression tag | UNP P74717 |
| T | -22 | MET | - | initiating methionine | UNP P74717 |
| T | -21 | GLY | - | expression tag | UNP P74717 |
| T | -20 | SER | - | expression tag | UNP P74717 |

Continued on next page...

Continued from previous page...

| Chain | Residue | Modelled | Actual | Comment | Reference |
|-------|---------|----------|--------|-----------------------|------------|
| T | -19 | SER | - | expression tag | UNP P74717 |
| T | -18 | HIS | - | expression tag | UNP P74717 |
| T | -17 | HIS | - | expression tag | UNP P74717 |
| T | -16 | HIS | - | expression tag | UNP P74717 |
| T | -15 | HIS | - | expression tag | UNP P74717 |
| T | -14 | HIS | - | expression tag | UNP P74717 |
| T | -13 | HIS | - | expression tag | UNP P74717 |
| T | -12 | SER | - | expression tag | UNP P74717 |
| T | -11 | SER | - | expression tag | UNP P74717 |
| T | -10 | SER | - | expression tag | UNP P74717 |
| T | -9 | ALA | - | expression tag | UNP P74717 |
| T | -8 | ALA | - | expression tag | UNP P74717 |
| T | -7 | LEU | - | expression tag | UNP P74717 |
| T | -6 | GLU | - | expression tag | UNP P74717 |
| T | -5 | VAL | - | expression tag | UNP P74717 |
| T | -4 | LEU | - | expression tag | UNP P74717 |
| T | -3 | PHE | - | expression tag | UNP P74717 |
| T | -2 | GLN | - | expression tag | UNP P74717 |
| T | -1 | GLY | - | expression tag | UNP P74717 |
| T | 0 | PRO | - | expression tag | UNP P74717 |
| U | -22 | MET | - | initiating methionine | UNP P74717 |
| U | -21 | GLY | - | expression tag | UNP P74717 |
| U | -20 | SER | - | expression tag | UNP P74717 |
| U | -19 | SER | - | expression tag | UNP P74717 |
| U | -18 | HIS | - | expression tag | UNP P74717 |
| U | -17 | HIS | - | expression tag | UNP P74717 |
| U | -16 | HIS | - | expression tag | UNP P74717 |
| U | -15 | HIS | - | expression tag | UNP P74717 |
| U | -14 | HIS | - | expression tag | UNP P74717 |
| U | -13 | HIS | - | expression tag | UNP P74717 |
| U | -12 | SER | - | expression tag | UNP P74717 |
| U | -11 | SER | - | expression tag | UNP P74717 |
| U | -10 | SER | - | expression tag | UNP P74717 |
| U | -9 | ALA | - | expression tag | UNP P74717 |
| U | -8 | ALA | - | expression tag | UNP P74717 |
| U | -7 | LEU | - | expression tag | UNP P74717 |
| U | -6 | GLU | - | expression tag | UNP P74717 |
| U | -5 | VAL | - | expression tag | UNP P74717 |
| U | -4 | LEU | - | expression tag | UNP P74717 |
| U | -3 | PHE | - | expression tag | UNP P74717 |
| U | -2 | GLN | - | expression tag | UNP P74717 |
| U | -1 | GLY | - | expression tag | UNP P74717 |

Continued on next page...

Continued from previous page...

| Chain | Residue | Modelled | Actual | Comment | Reference |
|-------|---------|----------|--------|-----------------------|------------|
| U | 0 | PRO | - | expression tag | UNP P74717 |
| V | -22 | MET | - | initiating methionine | UNP P74717 |
| V | -21 | GLY | - | expression tag | UNP P74717 |
| V | -20 | SER | - | expression tag | UNP P74717 |
| V | -19 | SER | - | expression tag | UNP P74717 |
| V | -18 | HIS | - | expression tag | UNP P74717 |
| V | -17 | HIS | - | expression tag | UNP P74717 |
| V | -16 | HIS | - | expression tag | UNP P74717 |
| V | -15 | HIS | - | expression tag | UNP P74717 |
| V | -14 | HIS | - | expression tag | UNP P74717 |
| V | -13 | HIS | - | expression tag | UNP P74717 |
| V | -12 | SER | - | expression tag | UNP P74717 |
| V | -11 | SER | - | expression tag | UNP P74717 |
| V | -10 | SER | - | expression tag | UNP P74717 |
| V | -9 | ALA | - | expression tag | UNP P74717 |
| V | -8 | ALA | - | expression tag | UNP P74717 |
| V | -7 | LEU | - | expression tag | UNP P74717 |
| V | -6 | GLU | - | expression tag | UNP P74717 |
| V | -5 | VAL | - | expression tag | UNP P74717 |
| V | -4 | LEU | - | expression tag | UNP P74717 |
| V | -3 | PHE | - | expression tag | UNP P74717 |
| V | -2 | GLN | - | expression tag | UNP P74717 |
| V | -1 | GLY | - | expression tag | UNP P74717 |
| V | 0 | PRO | - | expression tag | UNP P74717 |
| W | -22 | MET | - | initiating methionine | UNP P74717 |
| W | -21 | GLY | - | expression tag | UNP P74717 |
| W | -20 | SER | - | expression tag | UNP P74717 |
| W | -19 | SER | - | expression tag | UNP P74717 |
| W | -18 | HIS | - | expression tag | UNP P74717 |
| W | -17 | HIS | - | expression tag | UNP P74717 |
| W | -16 | HIS | - | expression tag | UNP P74717 |
| W | -15 | HIS | - | expression tag | UNP P74717 |
| W | -14 | HIS | - | expression tag | UNP P74717 |
| W | -13 | HIS | - | expression tag | UNP P74717 |
| W | -12 | SER | - | expression tag | UNP P74717 |
| W | -11 | SER | - | expression tag | UNP P74717 |
| W | -10 | SER | - | expression tag | UNP P74717 |
| W | -9 | ALA | - | expression tag | UNP P74717 |
| W | -8 | ALA | - | expression tag | UNP P74717 |
| W | -7 | LEU | - | expression tag | UNP P74717 |
| W | -6 | GLU | - | expression tag | UNP P74717 |
| W | -5 | VAL | - | expression tag | UNP P74717 |

Continued on next page...

Continued from previous page...

| Chain | Residue | Modelled | Actual | Comment | Reference |
|-------|---------|----------|--------|-----------------------|------------|
| W | -4 | LEU | - | expression tag | UNP P74717 |
| W | -3 | PHE | - | expression tag | UNP P74717 |
| W | -2 | GLN | - | expression tag | UNP P74717 |
| W | -1 | GLY | - | expression tag | UNP P74717 |
| W | 0 | PRO | - | expression tag | UNP P74717 |
| X | -22 | MET | - | initiating methionine | UNP P74717 |
| X | -21 | GLY | - | expression tag | UNP P74717 |
| X | -20 | SER | - | expression tag | UNP P74717 |
| X | -19 | SER | - | expression tag | UNP P74717 |
| X | -18 | HIS | - | expression tag | UNP P74717 |
| X | -17 | HIS | - | expression tag | UNP P74717 |
| X | -16 | HIS | - | expression tag | UNP P74717 |
| X | -15 | HIS | - | expression tag | UNP P74717 |
| X | -14 | HIS | - | expression tag | UNP P74717 |
| X | -13 | HIS | - | expression tag | UNP P74717 |
| X | -12 | SER | - | expression tag | UNP P74717 |
| X | -11 | SER | - | expression tag | UNP P74717 |
| X | -10 | SER | - | expression tag | UNP P74717 |
| X | -9 | ALA | - | expression tag | UNP P74717 |
| X | -8 | ALA | - | expression tag | UNP P74717 |
| X | -7 | LEU | - | expression tag | UNP P74717 |
| X | -6 | GLU | - | expression tag | UNP P74717 |
| X | -5 | VAL | - | expression tag | UNP P74717 |
| X | -4 | LEU | - | expression tag | UNP P74717 |
| X | -3 | PHE | - | expression tag | UNP P74717 |
| X | -2 | GLN | - | expression tag | UNP P74717 |
| X | -1 | GLY | - | expression tag | UNP P74717 |
| X | 0 | PRO | - | expression tag | UNP P74717 |
| Y | -22 | MET | - | initiating methionine | UNP P74717 |
| Y | -21 | GLY | - | expression tag | UNP P74717 |
| Y | -20 | SER | - | expression tag | UNP P74717 |
| Y | -19 | SER | - | expression tag | UNP P74717 |
| Y | -18 | HIS | - | expression tag | UNP P74717 |
| Y | -17 | HIS | - | expression tag | UNP P74717 |
| Y | -16 | HIS | - | expression tag | UNP P74717 |
| Y | -15 | HIS | - | expression tag | UNP P74717 |
| Y | -14 | HIS | - | expression tag | UNP P74717 |
| Y | -13 | HIS | - | expression tag | UNP P74717 |
| Y | -12 | SER | - | expression tag | UNP P74717 |
| Y | -11 | SER | - | expression tag | UNP P74717 |
| Y | -10 | SER | - | expression tag | UNP P74717 |
| Y | -9 | ALA | - | expression tag | UNP P74717 |

Continued on next page...

Continued from previous page...

| Chain | Residue | Modelled | Actual | Comment | Reference |
|-------|---------|----------|--------|-----------------------|------------|
| Y | -8 | ALA | - | expression tag | UNP P74717 |
| Y | -7 | LEU | - | expression tag | UNP P74717 |
| Y | -6 | GLU | - | expression tag | UNP P74717 |
| Y | -5 | VAL | - | expression tag | UNP P74717 |
| Y | -4 | LEU | - | expression tag | UNP P74717 |
| Y | -3 | PHE | - | expression tag | UNP P74717 |
| Y | -2 | GLN | - | expression tag | UNP P74717 |
| Y | -1 | GLY | - | expression tag | UNP P74717 |
| Y | 0 | PRO | - | expression tag | UNP P74717 |
| Z | -22 | MET | - | initiating methionine | UNP P74717 |
| Z | -21 | GLY | - | expression tag | UNP P74717 |
| Z | -20 | SER | - | expression tag | UNP P74717 |
| Z | -19 | SER | - | expression tag | UNP P74717 |
| Z | -18 | HIS | - | expression tag | UNP P74717 |
| Z | -17 | HIS | - | expression tag | UNP P74717 |
| Z | -16 | HIS | - | expression tag | UNP P74717 |
| Z | -15 | HIS | - | expression tag | UNP P74717 |
| Z | -14 | HIS | - | expression tag | UNP P74717 |
| Z | -13 | HIS | - | expression tag | UNP P74717 |
| Z | -12 | SER | - | expression tag | UNP P74717 |
| Z | -11 | SER | - | expression tag | UNP P74717 |
| Z | -10 | SER | - | expression tag | UNP P74717 |
| Z | -9 | ALA | - | expression tag | UNP P74717 |
| Z | -8 | ALA | - | expression tag | UNP P74717 |
| Z | -7 | LEU | - | expression tag | UNP P74717 |
| Z | -6 | GLU | - | expression tag | UNP P74717 |
| Z | -5 | VAL | - | expression tag | UNP P74717 |
| Z | -4 | LEU | - | expression tag | UNP P74717 |
| Z | -3 | PHE | - | expression tag | UNP P74717 |
| Z | -2 | GLN | - | expression tag | UNP P74717 |
| Z | -1 | GLY | - | expression tag | UNP P74717 |
| Z | 0 | PRO | - | expression tag | UNP P74717 |
| a | -22 | MET | - | initiating methionine | UNP P74717 |
| a | -21 | GLY | - | expression tag | UNP P74717 |
| a | -20 | SER | - | expression tag | UNP P74717 |
| a | -19 | SER | - | expression tag | UNP P74717 |
| a | -18 | HIS | - | expression tag | UNP P74717 |
| a | -17 | HIS | - | expression tag | UNP P74717 |
| a | -16 | HIS | - | expression tag | UNP P74717 |
| a | -15 | HIS | - | expression tag | UNP P74717 |
| a | -14 | HIS | - | expression tag | UNP P74717 |
| a | -13 | HIS | - | expression tag | UNP P74717 |

Continued on next page...

Continued from previous page...

| Chain | Residue | Modelled | Actual | Comment | Reference |
|-------|---------|----------|--------|-----------------------|------------|
| a | -12 | SER | - | expression tag | UNP P74717 |
| a | -11 | SER | - | expression tag | UNP P74717 |
| a | -10 | SER | - | expression tag | UNP P74717 |
| a | -9 | ALA | - | expression tag | UNP P74717 |
| a | -8 | ALA | - | expression tag | UNP P74717 |
| a | -7 | LEU | - | expression tag | UNP P74717 |
| a | -6 | GLU | - | expression tag | UNP P74717 |
| a | -5 | VAL | - | expression tag | UNP P74717 |
| a | -4 | LEU | - | expression tag | UNP P74717 |
| a | -3 | PHE | - | expression tag | UNP P74717 |
| a | -2 | GLN | - | expression tag | UNP P74717 |
| a | -1 | GLY | - | expression tag | UNP P74717 |
| a | 0 | PRO | - | expression tag | UNP P74717 |
| b | -22 | MET | - | initiating methionine | UNP P74717 |
| b | -21 | GLY | - | expression tag | UNP P74717 |
| b | -20 | SER | - | expression tag | UNP P74717 |
| b | -19 | SER | - | expression tag | UNP P74717 |
| b | -18 | HIS | - | expression tag | UNP P74717 |
| b | -17 | HIS | - | expression tag | UNP P74717 |
| b | -16 | HIS | - | expression tag | UNP P74717 |
| b | -15 | HIS | - | expression tag | UNP P74717 |
| b | -14 | HIS | - | expression tag | UNP P74717 |
| b | -13 | HIS | - | expression tag | UNP P74717 |
| b | -12 | SER | - | expression tag | UNP P74717 |
| b | -11 | SER | - | expression tag | UNP P74717 |
| b | -10 | SER | - | expression tag | UNP P74717 |
| b | -9 | ALA | - | expression tag | UNP P74717 |
| b | -8 | ALA | - | expression tag | UNP P74717 |
| b | -7 | LEU | - | expression tag | UNP P74717 |
| b | -6 | GLU | - | expression tag | UNP P74717 |
| b | -5 | VAL | - | expression tag | UNP P74717 |
| b | -4 | LEU | - | expression tag | UNP P74717 |
| b | -3 | PHE | - | expression tag | UNP P74717 |
| b | -2 | GLN | - | expression tag | UNP P74717 |
| b | -1 | GLY | - | expression tag | UNP P74717 |
| b | 0 | PRO | - | expression tag | UNP P74717 |
| c | -22 | MET | - | initiating methionine | UNP P74717 |
| c | -21 | GLY | - | expression tag | UNP P74717 |
| c | -20 | SER | - | expression tag | UNP P74717 |
| c | -19 | SER | - | expression tag | UNP P74717 |
| c | -18 | HIS | - | expression tag | UNP P74717 |
| c | -17 | HIS | - | expression tag | UNP P74717 |

Continued on next page...

Continued from previous page...

| Chain | Residue | Modelled | Actual | Comment | Reference |
|-------|---------|----------|--------|-----------------------|------------|
| c | -16 | HIS | - | expression tag | UNP P74717 |
| c | -15 | HIS | - | expression tag | UNP P74717 |
| c | -14 | HIS | - | expression tag | UNP P74717 |
| c | -13 | HIS | - | expression tag | UNP P74717 |
| c | -12 | SER | - | expression tag | UNP P74717 |
| c | -11 | SER | - | expression tag | UNP P74717 |
| c | -10 | SER | - | expression tag | UNP P74717 |
| c | -9 | ALA | - | expression tag | UNP P74717 |
| c | -8 | ALA | - | expression tag | UNP P74717 |
| c | -7 | LEU | - | expression tag | UNP P74717 |
| c | -6 | GLU | - | expression tag | UNP P74717 |
| c | -5 | VAL | - | expression tag | UNP P74717 |
| c | -4 | LEU | - | expression tag | UNP P74717 |
| c | -3 | PHE | - | expression tag | UNP P74717 |
| c | -2 | GLN | - | expression tag | UNP P74717 |
| c | -1 | GLY | - | expression tag | UNP P74717 |
| c | 0 | PRO | - | expression tag | UNP P74717 |
| d | -22 | MET | - | initiating methionine | UNP P74717 |
| d | -21 | GLY | - | expression tag | UNP P74717 |
| d | -20 | SER | - | expression tag | UNP P74717 |
| d | -19 | SER | - | expression tag | UNP P74717 |
| d | -18 | HIS | - | expression tag | UNP P74717 |
| d | -17 | HIS | - | expression tag | UNP P74717 |
| d | -16 | HIS | - | expression tag | UNP P74717 |
| d | -15 | HIS | - | expression tag | UNP P74717 |
| d | -14 | HIS | - | expression tag | UNP P74717 |
| d | -13 | HIS | - | expression tag | UNP P74717 |
| d | -12 | SER | - | expression tag | UNP P74717 |
| d | -11 | SER | - | expression tag | UNP P74717 |
| d | -10 | SER | - | expression tag | UNP P74717 |
| d | -9 | ALA | - | expression tag | UNP P74717 |
| d | -8 | ALA | - | expression tag | UNP P74717 |
| d | -7 | LEU | - | expression tag | UNP P74717 |
| d | -6 | GLU | - | expression tag | UNP P74717 |
| d | -5 | VAL | - | expression tag | UNP P74717 |
| d | -4 | LEU | - | expression tag | UNP P74717 |
| d | -3 | PHE | - | expression tag | UNP P74717 |
| d | -2 | GLN | - | expression tag | UNP P74717 |
| d | -1 | GLY | - | expression tag | UNP P74717 |
| d | 0 | PRO | - | expression tag | UNP P74717 |
| e | -22 | MET | - | initiating methionine | UNP P74717 |
| e | -21 | GLY | - | expression tag | UNP P74717 |

Continued on next page...

Continued from previous page...

| Chain | Residue | Modelled | Actual | Comment | Reference |
|-------|---------|----------|--------|-----------------------|------------|
| e | -20 | SER | - | expression tag | UNP P74717 |
| e | -19 | SER | - | expression tag | UNP P74717 |
| e | -18 | HIS | - | expression tag | UNP P74717 |
| e | -17 | HIS | - | expression tag | UNP P74717 |
| e | -16 | HIS | - | expression tag | UNP P74717 |
| e | -15 | HIS | - | expression tag | UNP P74717 |
| e | -14 | HIS | - | expression tag | UNP P74717 |
| e | -13 | HIS | - | expression tag | UNP P74717 |
| e | -12 | SER | - | expression tag | UNP P74717 |
| e | -11 | SER | - | expression tag | UNP P74717 |
| e | -10 | SER | - | expression tag | UNP P74717 |
| e | -9 | ALA | - | expression tag | UNP P74717 |
| e | -8 | ALA | - | expression tag | UNP P74717 |
| e | -7 | LEU | - | expression tag | UNP P74717 |
| e | -6 | GLU | - | expression tag | UNP P74717 |
| e | -5 | VAL | - | expression tag | UNP P74717 |
| e | -4 | LEU | - | expression tag | UNP P74717 |
| e | -3 | PHE | - | expression tag | UNP P74717 |
| e | -2 | GLN | - | expression tag | UNP P74717 |
| e | -1 | GLY | - | expression tag | UNP P74717 |
| e | 0 | PRO | - | expression tag | UNP P74717 |
| f | -22 | MET | - | initiating methionine | UNP P74717 |
| f | -21 | GLY | - | expression tag | UNP P74717 |
| f | -20 | SER | - | expression tag | UNP P74717 |
| f | -19 | SER | - | expression tag | UNP P74717 |
| f | -18 | HIS | - | expression tag | UNP P74717 |
| f | -17 | HIS | - | expression tag | UNP P74717 |
| f | -16 | HIS | - | expression tag | UNP P74717 |
| f | -15 | HIS | - | expression tag | UNP P74717 |
| f | -14 | HIS | - | expression tag | UNP P74717 |
| f | -13 | HIS | - | expression tag | UNP P74717 |
| f | -12 | SER | - | expression tag | UNP P74717 |
| f | -11 | SER | - | expression tag | UNP P74717 |
| f | -10 | SER | - | expression tag | UNP P74717 |
| f | -9 | ALA | - | expression tag | UNP P74717 |
| f | -8 | ALA | - | expression tag | UNP P74717 |
| f | -7 | LEU | - | expression tag | UNP P74717 |
| f | -6 | GLU | - | expression tag | UNP P74717 |
| f | -5 | VAL | - | expression tag | UNP P74717 |
| f | -4 | LEU | - | expression tag | UNP P74717 |
| f | -3 | PHE | - | expression tag | UNP P74717 |
| f | -2 | GLN | - | expression tag | UNP P74717 |

Continued on next page...

Continued from previous page...

| Chain | Residue | Modelled | Actual | Comment | Reference |
|-------|---------|----------|--------|-----------------------|------------|
| f | -1 | GLY | - | expression tag | UNP P74717 |
| f | 0 | PRO | - | expression tag | UNP P74717 |
| g | -22 | MET | - | initiating methionine | UNP P74717 |
| g | -21 | GLY | - | expression tag | UNP P74717 |
| g | -20 | SER | - | expression tag | UNP P74717 |
| g | -19 | SER | - | expression tag | UNP P74717 |
| g | -18 | HIS | - | expression tag | UNP P74717 |
| g | -17 | HIS | - | expression tag | UNP P74717 |
| g | -16 | HIS | - | expression tag | UNP P74717 |
| g | -15 | HIS | - | expression tag | UNP P74717 |
| g | -14 | HIS | - | expression tag | UNP P74717 |
| g | -13 | HIS | - | expression tag | UNP P74717 |
| g | -12 | SER | - | expression tag | UNP P74717 |
| g | -11 | SER | - | expression tag | UNP P74717 |
| g | -10 | SER | - | expression tag | UNP P74717 |
| g | -9 | ALA | - | expression tag | UNP P74717 |
| g | -8 | ALA | - | expression tag | UNP P74717 |
| g | -7 | LEU | - | expression tag | UNP P74717 |
| g | -6 | GLU | - | expression tag | UNP P74717 |
| g | -5 | VAL | - | expression tag | UNP P74717 |
| g | -4 | LEU | - | expression tag | UNP P74717 |
| g | -3 | PHE | - | expression tag | UNP P74717 |
| g | -2 | GLN | - | expression tag | UNP P74717 |
| g | -1 | GLY | - | expression tag | UNP P74717 |
| g | 0 | PRO | - | expression tag | UNP P74717 |
| h | -22 | MET | - | initiating methionine | UNP P74717 |
| h | -21 | GLY | - | expression tag | UNP P74717 |
| h | -20 | SER | - | expression tag | UNP P74717 |
| h | -19 | SER | - | expression tag | UNP P74717 |
| h | -18 | HIS | - | expression tag | UNP P74717 |
| h | -17 | HIS | - | expression tag | UNP P74717 |
| h | -16 | HIS | - | expression tag | UNP P74717 |
| h | -15 | HIS | - | expression tag | UNP P74717 |
| h | -14 | HIS | - | expression tag | UNP P74717 |
| h | -13 | HIS | - | expression tag | UNP P74717 |
| h | -12 | SER | - | expression tag | UNP P74717 |
| h | -11 | SER | - | expression tag | UNP P74717 |
| h | -10 | SER | - | expression tag | UNP P74717 |
| h | -9 | ALA | - | expression tag | UNP P74717 |
| h | -8 | ALA | - | expression tag | UNP P74717 |
| h | -7 | LEU | - | expression tag | UNP P74717 |
| h | -6 | GLU | - | expression tag | UNP P74717 |

Continued on next page...

Continued from previous page...

| Chain | Residue | Modelled | Actual | Comment | Reference |
|-------|---------|----------|--------|-----------------------|------------|
| h | -5 | VAL | - | expression tag | UNP P74717 |
| h | -4 | LEU | - | expression tag | UNP P74717 |
| h | -3 | PHE | - | expression tag | UNP P74717 |
| h | -2 | GLN | - | expression tag | UNP P74717 |
| h | -1 | GLY | - | expression tag | UNP P74717 |
| h | 0 | PRO | - | expression tag | UNP P74717 |
| i | -22 | MET | - | initiating methionine | UNP P74717 |
| i | -21 | GLY | - | expression tag | UNP P74717 |
| i | -20 | SER | - | expression tag | UNP P74717 |
| i | -19 | SER | - | expression tag | UNP P74717 |
| i | -18 | HIS | - | expression tag | UNP P74717 |
| i | -17 | HIS | - | expression tag | UNP P74717 |
| i | -16 | HIS | - | expression tag | UNP P74717 |
| i | -15 | HIS | - | expression tag | UNP P74717 |
| i | -14 | HIS | - | expression tag | UNP P74717 |
| i | -13 | HIS | - | expression tag | UNP P74717 |
| i | -12 | SER | - | expression tag | UNP P74717 |
| i | -11 | SER | - | expression tag | UNP P74717 |
| i | -10 | SER | - | expression tag | UNP P74717 |
| i | -9 | ALA | - | expression tag | UNP P74717 |
| i | -8 | ALA | - | expression tag | UNP P74717 |
| i | -7 | LEU | - | expression tag | UNP P74717 |
| i | -6 | GLU | - | expression tag | UNP P74717 |
| i | -5 | VAL | - | expression tag | UNP P74717 |
| i | -4 | LEU | - | expression tag | UNP P74717 |
| i | -3 | PHE | - | expression tag | UNP P74717 |
| i | -2 | GLN | - | expression tag | UNP P74717 |
| i | -1 | GLY | - | expression tag | UNP P74717 |
| i | 0 | PRO | - | expression tag | UNP P74717 |
| j | -22 | MET | - | initiating methionine | UNP P74717 |
| j | -21 | GLY | - | expression tag | UNP P74717 |
| j | -20 | SER | - | expression tag | UNP P74717 |
| j | -19 | SER | - | expression tag | UNP P74717 |
| j | -18 | HIS | - | expression tag | UNP P74717 |
| j | -17 | HIS | - | expression tag | UNP P74717 |
| j | -16 | HIS | - | expression tag | UNP P74717 |
| j | -15 | HIS | - | expression tag | UNP P74717 |
| j | -14 | HIS | - | expression tag | UNP P74717 |
| j | -13 | HIS | - | expression tag | UNP P74717 |
| j | -12 | SER | - | expression tag | UNP P74717 |
| j | -11 | SER | - | expression tag | UNP P74717 |
| j | -10 | SER | - | expression tag | UNP P74717 |

Continued on next page...

Continued from previous page...

| Chain | Residue | Modelled | Actual | Comment | Reference |
|-------|---------|----------|--------|-----------------------|------------|
| j | -9 | ALA | - | expression tag | UNP P74717 |
| j | -8 | ALA | - | expression tag | UNP P74717 |
| j | -7 | LEU | - | expression tag | UNP P74717 |
| j | -6 | GLU | - | expression tag | UNP P74717 |
| j | -5 | VAL | - | expression tag | UNP P74717 |
| j | -4 | LEU | - | expression tag | UNP P74717 |
| j | -3 | PHE | - | expression tag | UNP P74717 |
| j | -2 | GLN | - | expression tag | UNP P74717 |
| j | -1 | GLY | - | expression tag | UNP P74717 |
| j | 0 | PRO | - | expression tag | UNP P74717 |
| k | -22 | MET | - | initiating methionine | UNP P74717 |
| k | -21 | GLY | - | expression tag | UNP P74717 |
| k | -20 | SER | - | expression tag | UNP P74717 |
| k | -19 | SER | - | expression tag | UNP P74717 |
| k | -18 | HIS | - | expression tag | UNP P74717 |
| k | -17 | HIS | - | expression tag | UNP P74717 |
| k | -16 | HIS | - | expression tag | UNP P74717 |
| k | -15 | HIS | - | expression tag | UNP P74717 |
| k | -14 | HIS | - | expression tag | UNP P74717 |
| k | -13 | HIS | - | expression tag | UNP P74717 |
| k | -12 | SER | - | expression tag | UNP P74717 |
| k | -11 | SER | - | expression tag | UNP P74717 |
| k | -10 | SER | - | expression tag | UNP P74717 |
| k | -9 | ALA | - | expression tag | UNP P74717 |
| k | -8 | ALA | - | expression tag | UNP P74717 |
| k | -7 | LEU | - | expression tag | UNP P74717 |
| k | -6 | GLU | - | expression tag | UNP P74717 |
| k | -5 | VAL | - | expression tag | UNP P74717 |
| k | -4 | LEU | - | expression tag | UNP P74717 |
| k | -3 | PHE | - | expression tag | UNP P74717 |
| k | -2 | GLN | - | expression tag | UNP P74717 |
| k | -1 | GLY | - | expression tag | UNP P74717 |
| k | 0 | PRO | - | expression tag | UNP P74717 |
| l | -22 | MET | - | initiating methionine | UNP P74717 |
| l | -21 | GLY | - | expression tag | UNP P74717 |
| l | -20 | SER | - | expression tag | UNP P74717 |
| l | -19 | SER | - | expression tag | UNP P74717 |
| l | -18 | HIS | - | expression tag | UNP P74717 |
| l | -17 | HIS | - | expression tag | UNP P74717 |
| l | -16 | HIS | - | expression tag | UNP P74717 |
| l | -15 | HIS | - | expression tag | UNP P74717 |
| l | -14 | HIS | - | expression tag | UNP P74717 |

Continued on next page...

Continued from previous page...

| Chain | Residue | Modelled | Actual | Comment | Reference |
|-------|---------|----------|--------|-----------------------|------------|
| l | -13 | HIS | - | expression tag | UNP P74717 |
| l | -12 | SER | - | expression tag | UNP P74717 |
| l | -11 | SER | - | expression tag | UNP P74717 |
| l | -10 | SER | - | expression tag | UNP P74717 |
| l | -9 | ALA | - | expression tag | UNP P74717 |
| l | -8 | ALA | - | expression tag | UNP P74717 |
| l | -7 | LEU | - | expression tag | UNP P74717 |
| l | -6 | GLU | - | expression tag | UNP P74717 |
| l | -5 | VAL | - | expression tag | UNP P74717 |
| l | -4 | LEU | - | expression tag | UNP P74717 |
| l | -3 | PHE | - | expression tag | UNP P74717 |
| l | -2 | GLN | - | expression tag | UNP P74717 |
| l | -1 | GLY | - | expression tag | UNP P74717 |
| l | 0 | PRO | - | expression tag | UNP P74717 |
| m | -22 | MET | - | initiating methionine | UNP P74717 |
| m | -21 | GLY | - | expression tag | UNP P74717 |
| m | -20 | SER | - | expression tag | UNP P74717 |
| m | -19 | SER | - | expression tag | UNP P74717 |
| m | -18 | HIS | - | expression tag | UNP P74717 |
| m | -17 | HIS | - | expression tag | UNP P74717 |
| m | -16 | HIS | - | expression tag | UNP P74717 |
| m | -15 | HIS | - | expression tag | UNP P74717 |
| m | -14 | HIS | - | expression tag | UNP P74717 |
| m | -13 | HIS | - | expression tag | UNP P74717 |
| m | -12 | SER | - | expression tag | UNP P74717 |
| m | -11 | SER | - | expression tag | UNP P74717 |
| m | -10 | SER | - | expression tag | UNP P74717 |
| m | -9 | ALA | - | expression tag | UNP P74717 |
| m | -8 | ALA | - | expression tag | UNP P74717 |
| m | -7 | LEU | - | expression tag | UNP P74717 |
| m | -6 | GLU | - | expression tag | UNP P74717 |
| m | -5 | VAL | - | expression tag | UNP P74717 |
| m | -4 | LEU | - | expression tag | UNP P74717 |
| m | -3 | PHE | - | expression tag | UNP P74717 |
| m | -2 | GLN | - | expression tag | UNP P74717 |
| m | -1 | GLY | - | expression tag | UNP P74717 |
| m | 0 | PRO | - | expression tag | UNP P74717 |
| n | -22 | MET | - | initiating methionine | UNP P74717 |
| n | -21 | GLY | - | expression tag | UNP P74717 |
| n | -20 | SER | - | expression tag | UNP P74717 |
| n | -19 | SER | - | expression tag | UNP P74717 |
| n | -18 | HIS | - | expression tag | UNP P74717 |

Continued on next page...

Continued from previous page...

| Chain | Residue | Modelled | Actual | Comment | Reference |
|-------|---------|----------|--------|-----------------------|------------|
| n | -17 | HIS | - | expression tag | UNP P74717 |
| n | -16 | HIS | - | expression tag | UNP P74717 |
| n | -15 | HIS | - | expression tag | UNP P74717 |
| n | -14 | HIS | - | expression tag | UNP P74717 |
| n | -13 | HIS | - | expression tag | UNP P74717 |
| n | -12 | SER | - | expression tag | UNP P74717 |
| n | -11 | SER | - | expression tag | UNP P74717 |
| n | -10 | SER | - | expression tag | UNP P74717 |
| n | -9 | ALA | - | expression tag | UNP P74717 |
| n | -8 | ALA | - | expression tag | UNP P74717 |
| n | -7 | LEU | - | expression tag | UNP P74717 |
| n | -6 | GLU | - | expression tag | UNP P74717 |
| n | -5 | VAL | - | expression tag | UNP P74717 |
| n | -4 | LEU | - | expression tag | UNP P74717 |
| n | -3 | PHE | - | expression tag | UNP P74717 |
| n | -2 | GLN | - | expression tag | UNP P74717 |
| n | -1 | GLY | - | expression tag | UNP P74717 |
| n | 0 | PRO | - | expression tag | UNP P74717 |
| o | -22 | MET | - | initiating methionine | UNP P74717 |
| o | -21 | GLY | - | expression tag | UNP P74717 |
| o | -20 | SER | - | expression tag | UNP P74717 |
| o | -19 | SER | - | expression tag | UNP P74717 |
| o | -18 | HIS | - | expression tag | UNP P74717 |
| o | -17 | HIS | - | expression tag | UNP P74717 |
| o | -16 | HIS | - | expression tag | UNP P74717 |
| o | -15 | HIS | - | expression tag | UNP P74717 |
| o | -14 | HIS | - | expression tag | UNP P74717 |
| o | -13 | HIS | - | expression tag | UNP P74717 |
| o | -12 | SER | - | expression tag | UNP P74717 |
| o | -11 | SER | - | expression tag | UNP P74717 |
| o | -10 | SER | - | expression tag | UNP P74717 |
| o | -9 | ALA | - | expression tag | UNP P74717 |
| o | -8 | ALA | - | expression tag | UNP P74717 |
| o | -7 | LEU | - | expression tag | UNP P74717 |
| o | -6 | GLU | - | expression tag | UNP P74717 |
| o | -5 | VAL | - | expression tag | UNP P74717 |
| o | -4 | LEU | - | expression tag | UNP P74717 |
| o | -3 | PHE | - | expression tag | UNP P74717 |
| o | -2 | GLN | - | expression tag | UNP P74717 |
| o | -1 | GLY | - | expression tag | UNP P74717 |
| o | 0 | PRO | - | expression tag | UNP P74717 |
| p | -22 | MET | - | initiating methionine | UNP P74717 |

Continued on next page...

Continued from previous page...

| Chain | Residue | Modelled | Actual | Comment | Reference |
|-------|---------|----------|--------|-----------------------|------------|
| p | -21 | GLY | - | expression tag | UNP P74717 |
| p | -20 | SER | - | expression tag | UNP P74717 |
| p | -19 | SER | - | expression tag | UNP P74717 |
| p | -18 | HIS | - | expression tag | UNP P74717 |
| p | -17 | HIS | - | expression tag | UNP P74717 |
| p | -16 | HIS | - | expression tag | UNP P74717 |
| p | -15 | HIS | - | expression tag | UNP P74717 |
| p | -14 | HIS | - | expression tag | UNP P74717 |
| p | -13 | HIS | - | expression tag | UNP P74717 |
| p | -12 | SER | - | expression tag | UNP P74717 |
| p | -11 | SER | - | expression tag | UNP P74717 |
| p | -10 | SER | - | expression tag | UNP P74717 |
| p | -9 | ALA | - | expression tag | UNP P74717 |
| p | -8 | ALA | - | expression tag | UNP P74717 |
| p | -7 | LEU | - | expression tag | UNP P74717 |
| p | -6 | GLU | - | expression tag | UNP P74717 |
| p | -5 | VAL | - | expression tag | UNP P74717 |
| p | -4 | LEU | - | expression tag | UNP P74717 |
| p | -3 | PHE | - | expression tag | UNP P74717 |
| p | -2 | GLN | - | expression tag | UNP P74717 |
| p | -1 | GLY | - | expression tag | UNP P74717 |
| p | 0 | PRO | - | expression tag | UNP P74717 |
| q | -22 | MET | - | initiating methionine | UNP P74717 |
| q | -21 | GLY | - | expression tag | UNP P74717 |
| q | -20 | SER | - | expression tag | UNP P74717 |
| q | -19 | SER | - | expression tag | UNP P74717 |
| q | -18 | HIS | - | expression tag | UNP P74717 |
| q | -17 | HIS | - | expression tag | UNP P74717 |
| q | -16 | HIS | - | expression tag | UNP P74717 |
| q | -15 | HIS | - | expression tag | UNP P74717 |
| q | -14 | HIS | - | expression tag | UNP P74717 |
| q | -13 | HIS | - | expression tag | UNP P74717 |
| q | -12 | SER | - | expression tag | UNP P74717 |
| q | -11 | SER | - | expression tag | UNP P74717 |
| q | -10 | SER | - | expression tag | UNP P74717 |
| q | -9 | ALA | - | expression tag | UNP P74717 |
| q | -8 | ALA | - | expression tag | UNP P74717 |
| q | -7 | LEU | - | expression tag | UNP P74717 |
| q | -6 | GLU | - | expression tag | UNP P74717 |
| q | -5 | VAL | - | expression tag | UNP P74717 |
| q | -4 | LEU | - | expression tag | UNP P74717 |
| q | -3 | PHE | - | expression tag | UNP P74717 |

Continued on next page...

Continued from previous page...

| Chain | Residue | Modelled | Actual | Comment | Reference |
|-------|---------|----------|--------|-----------------------|------------|
| q | -2 | GLN | - | expression tag | UNP P74717 |
| q | -1 | GLY | - | expression tag | UNP P74717 |
| q | 0 | PRO | - | expression tag | UNP P74717 |
| r | -22 | MET | - | initiating methionine | UNP P74717 |
| r | -21 | GLY | - | expression tag | UNP P74717 |
| r | -20 | SER | - | expression tag | UNP P74717 |
| r | -19 | SER | - | expression tag | UNP P74717 |
| r | -18 | HIS | - | expression tag | UNP P74717 |
| r | -17 | HIS | - | expression tag | UNP P74717 |
| r | -16 | HIS | - | expression tag | UNP P74717 |
| r | -15 | HIS | - | expression tag | UNP P74717 |
| r | -14 | HIS | - | expression tag | UNP P74717 |
| r | -13 | HIS | - | expression tag | UNP P74717 |
| r | -12 | SER | - | expression tag | UNP P74717 |
| r | -11 | SER | - | expression tag | UNP P74717 |
| r | -10 | SER | - | expression tag | UNP P74717 |
| r | -9 | ALA | - | expression tag | UNP P74717 |
| r | -8 | ALA | - | expression tag | UNP P74717 |
| r | -7 | LEU | - | expression tag | UNP P74717 |
| r | -6 | GLU | - | expression tag | UNP P74717 |
| r | -5 | VAL | - | expression tag | UNP P74717 |
| r | -4 | LEU | - | expression tag | UNP P74717 |
| r | -3 | PHE | - | expression tag | UNP P74717 |
| r | -2 | GLN | - | expression tag | UNP P74717 |
| r | -1 | GLY | - | expression tag | UNP P74717 |
| r | 0 | PRO | - | expression tag | UNP P74717 |
| s | -22 | MET | - | initiating methionine | UNP P74717 |
| s | -21 | GLY | - | expression tag | UNP P74717 |
| s | -20 | SER | - | expression tag | UNP P74717 |
| s | -19 | SER | - | expression tag | UNP P74717 |
| s | -18 | HIS | - | expression tag | UNP P74717 |
| s | -17 | HIS | - | expression tag | UNP P74717 |
| s | -16 | HIS | - | expression tag | UNP P74717 |
| s | -15 | HIS | - | expression tag | UNP P74717 |
| s | -14 | HIS | - | expression tag | UNP P74717 |
| s | -13 | HIS | - | expression tag | UNP P74717 |
| s | -12 | SER | - | expression tag | UNP P74717 |
| s | -11 | SER | - | expression tag | UNP P74717 |
| s | -10 | SER | - | expression tag | UNP P74717 |
| s | -9 | ALA | - | expression tag | UNP P74717 |
| s | -8 | ALA | - | expression tag | UNP P74717 |
| s | -7 | LEU | - | expression tag | UNP P74717 |

Continued on next page...

Continued from previous page...

| Chain | Residue | Modelled | Actual | Comment | Reference |
|-------|---------|----------|--------|-----------------------|------------|
| s | -6 | GLU | - | expression tag | UNP P74717 |
| s | -5 | VAL | - | expression tag | UNP P74717 |
| s | -4 | LEU | - | expression tag | UNP P74717 |
| s | -3 | PHE | - | expression tag | UNP P74717 |
| s | -2 | GLN | - | expression tag | UNP P74717 |
| s | -1 | GLY | - | expression tag | UNP P74717 |
| s | 0 | PRO | - | expression tag | UNP P74717 |
| t | -22 | MET | - | initiating methionine | UNP P74717 |
| t | -21 | GLY | - | expression tag | UNP P74717 |
| t | -20 | SER | - | expression tag | UNP P74717 |
| t | -19 | SER | - | expression tag | UNP P74717 |
| t | -18 | HIS | - | expression tag | UNP P74717 |
| t | -17 | HIS | - | expression tag | UNP P74717 |
| t | -16 | HIS | - | expression tag | UNP P74717 |
| t | -15 | HIS | - | expression tag | UNP P74717 |
| t | -14 | HIS | - | expression tag | UNP P74717 |
| t | -13 | HIS | - | expression tag | UNP P74717 |
| t | -12 | SER | - | expression tag | UNP P74717 |
| t | -11 | SER | - | expression tag | UNP P74717 |
| t | -10 | SER | - | expression tag | UNP P74717 |
| t | -9 | ALA | - | expression tag | UNP P74717 |
| t | -8 | ALA | - | expression tag | UNP P74717 |
| t | -7 | LEU | - | expression tag | UNP P74717 |
| t | -6 | GLU | - | expression tag | UNP P74717 |
| t | -5 | VAL | - | expression tag | UNP P74717 |
| t | -4 | LEU | - | expression tag | UNP P74717 |
| t | -3 | PHE | - | expression tag | UNP P74717 |
| t | -2 | GLN | - | expression tag | UNP P74717 |
| t | -1 | GLY | - | expression tag | UNP P74717 |
| t | 0 | PRO | - | expression tag | UNP P74717 |
| u | -22 | MET | - | initiating methionine | UNP P74717 |
| u | -21 | GLY | - | expression tag | UNP P74717 |
| u | -20 | SER | - | expression tag | UNP P74717 |
| u | -19 | SER | - | expression tag | UNP P74717 |
| u | -18 | HIS | - | expression tag | UNP P74717 |
| u | -17 | HIS | - | expression tag | UNP P74717 |
| u | -16 | HIS | - | expression tag | UNP P74717 |
| u | -15 | HIS | - | expression tag | UNP P74717 |
| u | -14 | HIS | - | expression tag | UNP P74717 |
| u | -13 | HIS | - | expression tag | UNP P74717 |
| u | -12 | SER | - | expression tag | UNP P74717 |
| u | -11 | SER | - | expression tag | UNP P74717 |

Continued on next page...

Continued from previous page...

| Chain | Residue | Modelled | Actual | Comment | Reference |
|-------|---------|----------|--------|-----------------------|------------|
| u | -10 | SER | - | expression tag | UNP P74717 |
| u | -9 | ALA | - | expression tag | UNP P74717 |
| u | -8 | ALA | - | expression tag | UNP P74717 |
| u | -7 | LEU | - | expression tag | UNP P74717 |
| u | -6 | GLU | - | expression tag | UNP P74717 |
| u | -5 | VAL | - | expression tag | UNP P74717 |
| u | -4 | LEU | - | expression tag | UNP P74717 |
| u | -3 | PHE | - | expression tag | UNP P74717 |
| u | -2 | GLN | - | expression tag | UNP P74717 |
| u | -1 | GLY | - | expression tag | UNP P74717 |
| u | 0 | PRO | - | expression tag | UNP P74717 |
| v | -22 | MET | - | initiating methionine | UNP P74717 |
| v | -21 | GLY | - | expression tag | UNP P74717 |
| v | -20 | SER | - | expression tag | UNP P74717 |
| v | -19 | SER | - | expression tag | UNP P74717 |
| v | -18 | HIS | - | expression tag | UNP P74717 |
| v | -17 | HIS | - | expression tag | UNP P74717 |
| v | -16 | HIS | - | expression tag | UNP P74717 |
| v | -15 | HIS | - | expression tag | UNP P74717 |
| v | -14 | HIS | - | expression tag | UNP P74717 |
| v | -13 | HIS | - | expression tag | UNP P74717 |
| v | -12 | SER | - | expression tag | UNP P74717 |
| v | -11 | SER | - | expression tag | UNP P74717 |
| v | -10 | SER | - | expression tag | UNP P74717 |
| v | -9 | ALA | - | expression tag | UNP P74717 |
| v | -8 | ALA | - | expression tag | UNP P74717 |
| v | -7 | LEU | - | expression tag | UNP P74717 |
| v | -6 | GLU | - | expression tag | UNP P74717 |
| v | -5 | VAL | - | expression tag | UNP P74717 |
| v | -4 | LEU | - | expression tag | UNP P74717 |
| v | -3 | PHE | - | expression tag | UNP P74717 |
| v | -2 | GLN | - | expression tag | UNP P74717 |
| v | -1 | GLY | - | expression tag | UNP P74717 |
| v | 0 | PRO | - | expression tag | UNP P74717 |
| w | -22 | MET | - | initiating methionine | UNP P74717 |
| w | -21 | GLY | - | expression tag | UNP P74717 |
| w | -20 | SER | - | expression tag | UNP P74717 |
| w | -19 | SER | - | expression tag | UNP P74717 |
| w | -18 | HIS | - | expression tag | UNP P74717 |
| w | -17 | HIS | - | expression tag | UNP P74717 |
| w | -16 | HIS | - | expression tag | UNP P74717 |
| w | -15 | HIS | - | expression tag | UNP P74717 |

Continued on next page...

Continued from previous page...

| Chain | Residue | Modelled | Actual | Comment | Reference |
|-------|---------|----------|--------|-----------------------|------------|
| w | -14 | HIS | - | expression tag | UNP P74717 |
| w | -13 | HIS | - | expression tag | UNP P74717 |
| w | -12 | SER | - | expression tag | UNP P74717 |
| w | -11 | SER | - | expression tag | UNP P74717 |
| w | -10 | SER | - | expression tag | UNP P74717 |
| w | -9 | ALA | - | expression tag | UNP P74717 |
| w | -8 | ALA | - | expression tag | UNP P74717 |
| w | -7 | LEU | - | expression tag | UNP P74717 |
| w | -6 | GLU | - | expression tag | UNP P74717 |
| w | -5 | VAL | - | expression tag | UNP P74717 |
| w | -4 | LEU | - | expression tag | UNP P74717 |
| w | -3 | PHE | - | expression tag | UNP P74717 |
| w | -2 | GLN | - | expression tag | UNP P74717 |
| w | -1 | GLY | - | expression tag | UNP P74717 |
| w | 0 | PRO | - | expression tag | UNP P74717 |
| x | -22 | MET | - | initiating methionine | UNP P74717 |
| x | -21 | GLY | - | expression tag | UNP P74717 |
| x | -20 | SER | - | expression tag | UNP P74717 |
| x | -19 | SER | - | expression tag | UNP P74717 |
| x | -18 | HIS | - | expression tag | UNP P74717 |
| x | -17 | HIS | - | expression tag | UNP P74717 |
| x | -16 | HIS | - | expression tag | UNP P74717 |
| x | -15 | HIS | - | expression tag | UNP P74717 |
| x | -14 | HIS | - | expression tag | UNP P74717 |
| x | -13 | HIS | - | expression tag | UNP P74717 |
| x | -12 | SER | - | expression tag | UNP P74717 |
| x | -11 | SER | - | expression tag | UNP P74717 |
| x | -10 | SER | - | expression tag | UNP P74717 |
| x | -9 | ALA | - | expression tag | UNP P74717 |
| x | -8 | ALA | - | expression tag | UNP P74717 |
| x | -7 | LEU | - | expression tag | UNP P74717 |
| x | -6 | GLU | - | expression tag | UNP P74717 |
| x | -5 | VAL | - | expression tag | UNP P74717 |
| x | -4 | LEU | - | expression tag | UNP P74717 |
| x | -3 | PHE | - | expression tag | UNP P74717 |
| x | -2 | GLN | - | expression tag | UNP P74717 |
| x | -1 | GLY | - | expression tag | UNP P74717 |
| x | 0 | PRO | - | expression tag | UNP P74717 |
| y | -22 | MET | - | initiating methionine | UNP P74717 |
| y | -21 | GLY | - | expression tag | UNP P74717 |
| y | -20 | SER | - | expression tag | UNP P74717 |
| y | -19 | SER | - | expression tag | UNP P74717 |

Continued on next page...

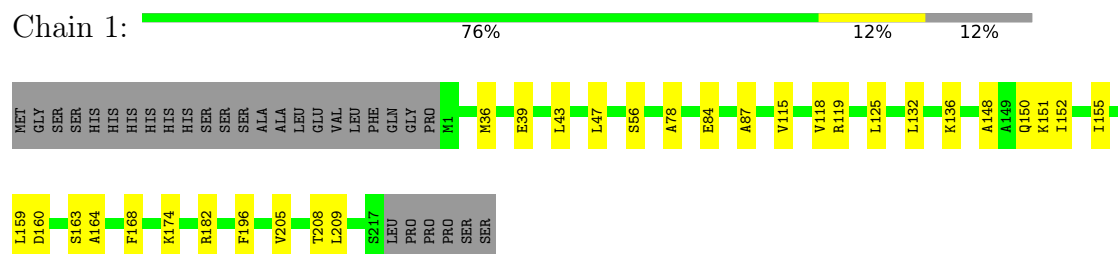
Continued from previous page...

| Chain | Residue | Modelled | Actual | Comment | Reference |
|-------|---------|----------|--------|-----------------------|------------|
| y | -18 | HIS | - | expression tag | UNP P74717 |
| y | -17 | HIS | - | expression tag | UNP P74717 |
| y | -16 | HIS | - | expression tag | UNP P74717 |
| y | -15 | HIS | - | expression tag | UNP P74717 |
| y | -14 | HIS | - | expression tag | UNP P74717 |
| y | -13 | HIS | - | expression tag | UNP P74717 |
| y | -12 | SER | - | expression tag | UNP P74717 |
| y | -11 | SER | - | expression tag | UNP P74717 |
| y | -10 | SER | - | expression tag | UNP P74717 |
| y | -9 | ALA | - | expression tag | UNP P74717 |
| y | -8 | ALA | - | expression tag | UNP P74717 |
| y | -7 | LEU | - | expression tag | UNP P74717 |
| y | -6 | GLU | - | expression tag | UNP P74717 |
| y | -5 | VAL | - | expression tag | UNP P74717 |
| y | -4 | LEU | - | expression tag | UNP P74717 |
| y | -3 | PHE | - | expression tag | UNP P74717 |
| y | -2 | GLN | - | expression tag | UNP P74717 |
| y | -1 | GLY | - | expression tag | UNP P74717 |
| y | 0 | PRO | - | expression tag | UNP P74717 |
| z | -22 | MET | - | initiating methionine | UNP P74717 |
| z | -21 | GLY | - | expression tag | UNP P74717 |
| z | -20 | SER | - | expression tag | UNP P74717 |
| z | -19 | SER | - | expression tag | UNP P74717 |
| z | -18 | HIS | - | expression tag | UNP P74717 |
| z | -17 | HIS | - | expression tag | UNP P74717 |
| z | -16 | HIS | - | expression tag | UNP P74717 |
| z | -15 | HIS | - | expression tag | UNP P74717 |
| z | -14 | HIS | - | expression tag | UNP P74717 |
| z | -13 | HIS | - | expression tag | UNP P74717 |
| z | -12 | SER | - | expression tag | UNP P74717 |
| z | -11 | SER | - | expression tag | UNP P74717 |
| z | -10 | SER | - | expression tag | UNP P74717 |
| z | -9 | ALA | - | expression tag | UNP P74717 |
| z | -8 | ALA | - | expression tag | UNP P74717 |
| z | -7 | LEU | - | expression tag | UNP P74717 |
| z | -6 | GLU | - | expression tag | UNP P74717 |
| z | -5 | VAL | - | expression tag | UNP P74717 |
| z | -4 | LEU | - | expression tag | UNP P74717 |
| z | -3 | PHE | - | expression tag | UNP P74717 |
| z | -2 | GLN | - | expression tag | UNP P74717 |
| z | -1 | GLY | - | expression tag | UNP P74717 |
| z | 0 | PRO | - | expression tag | UNP P74717 |

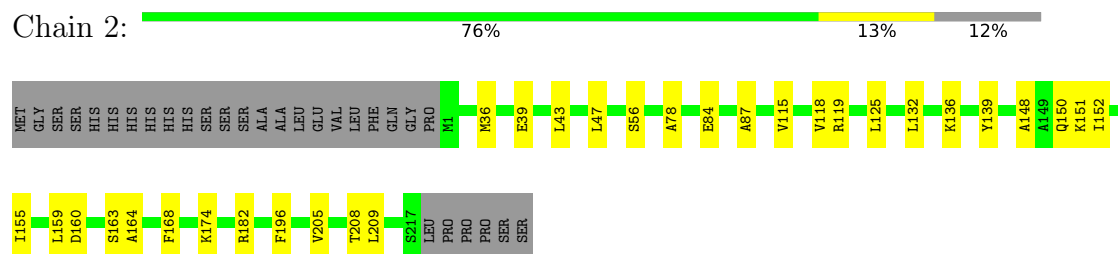
3 Residue-property plots [i](#)

These plots are drawn for all protein, RNA, DNA and oligosaccharide chains in the entry. The first graphic for a chain summarises the proportions of the various outlier classes displayed in the second graphic. The second graphic shows the sequence view annotated by issues in geometry. Residues are color-coded according to the number of geometric quality criteria for which they contain at least one outlier: green = 0, yellow = 1, orange = 2 and red = 3 or more. Stretches of 2 or more consecutive residues without any outlier are shown as a green connector. Residues present in the sample, but not in the model, are shown in grey.

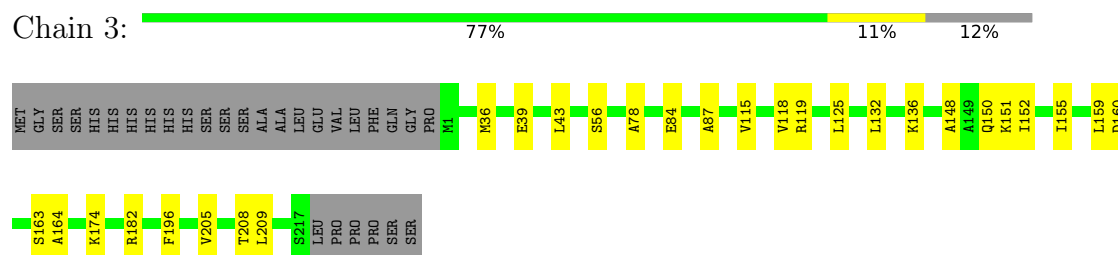
- Molecule 1: Chloroplast membrane-associated 30 kD protein



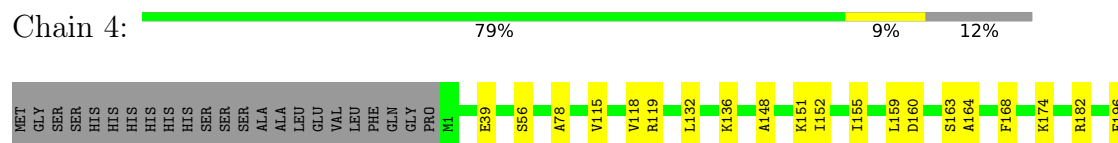
- Molecule 1: Chloroplast membrane-associated 30 kD protein



- Molecule 1: Chloroplast membrane-associated 30 kD protein



- Molecule 1: Chloroplast membrane-associated 30 kD protein

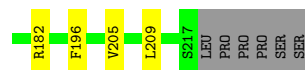






- Molecule 1: Chloroplast membrane-associated 30 kD protein

Chain B: 78% 10% 12%



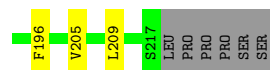
- Molecule 1: Chloroplast membrane-associated 30 kD protein

Chain C: 78% 10% 12%



- Molecule 1: Chloroplast membrane-associated 30 kD protein

Chain D: 79% 9% 12%



- Molecule 1: Chloroplast membrane-associated 30 kD protein

Chain E: 78% 11% 12%



- Molecule 1: Chloroplast membrane-associated 30 kD protein

Chain F: 76% 12% 12%





- Molecule 1: Chloroplast membrane-associated 30 kD protein

Chain G: 77% 11% 12%



- Molecule 1: Chloroplast membrane-associated 30 kD protein

Chain H: 76% 12% 12%



- Molecule 1: Chloroplast membrane-associated 30 kD protein

Chain I: 76% 13% 12%



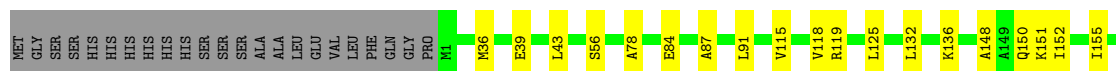
- Molecule 1: Chloroplast membrane-associated 30 kD protein

Chain J: 75% 13% 12%



- Molecule 1: Chloroplast membrane-associated 30 kD protein

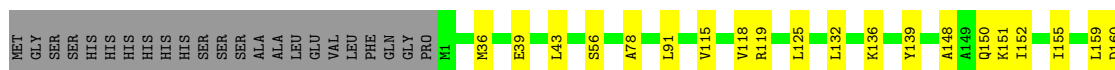
Chain K: 76% 12% 12%





- Molecule 1: Chloroplast membrane-associated 30 kD protein

Chain L: 77% 11% 12%



- Molecule 1: Chloroplast membrane-associated 30 kD protein

Chain M: 76% 12% 12%



- Molecule 1: Chloroplast membrane-associated 30 kD protein

Chain N: 75% 13% 12%



- Molecule 1: Chloroplast membrane-associated 30 kD protein

Chain O: 75% 13% 12%



- Molecule 1: Chloroplast membrane-associated 30 kD protein

Chain P: 76% 12% 12%





- Molecule 1: Chloroplast membrane-associated 30 kD protein

Chain Q: 76% 13% 12%



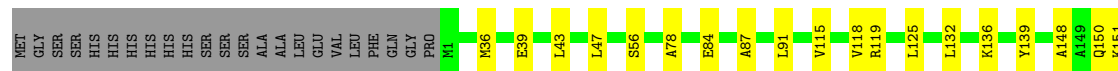
- Molecule 1: Chloroplast membrane-associated 30 kD protein

Chain R: 76% 12% 12%



- Molecule 1: Chloroplast membrane-associated 30 kD protein

Chain S: 75% 13% 12%



- Molecule 1: Chloroplast membrane-associated 30 kD protein

Chain T: 75% 13% 12%



- Molecule 1: Chloroplast membrane-associated 30 kD protein

Chain U: 76% 12% 12%





- Molecule 1: Chloroplast membrane-associated 30 kD protein

Chain V: 75% 13% 12%



- Molecule 1: Chloroplast membrane-associated 30 kD protein

Chain W: 76% 12% 12%



- Molecule 1: Chloroplast membrane-associated 30 kD protein

Chain X: 76% 13% 12%



- Molecule 1: Chloroplast membrane-associated 30 kD protein

Chain Y: 75% 13% 12%



- Molecule 1: Chloroplast membrane-associated 30 kD protein

Chain Z: 76% 12% 12%





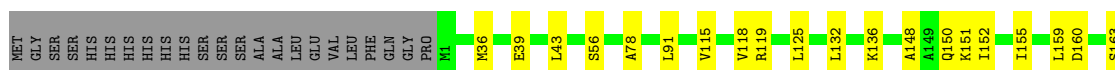
- Molecule 1: Chloroplast membrane-associated 30 kD protein

Chain a:
75% 13% 12%



- Molecule 1: Chloroplast membrane-associated 30 kD protein

Chain b:
77% 11% 12%



- Molecule 1: Chloroplast membrane-associated 30 kD protein

Chain c:
75% 13% 12%



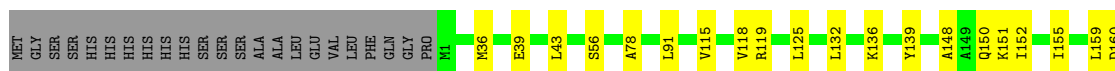
- Molecule 1: Chloroplast membrane-associated 30 kD protein

Chain d:
76% 13% 12%



- Molecule 1: Chloroplast membrane-associated 30 kD protein

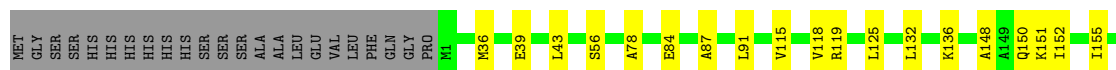
Chain e:
76% 12% 12%





- Molecule 1: Chloroplast membrane-associated 30 kD protein

Chain f: 76% 13% 12%



- Molecule 1: Chloroplast membrane-associated 30 kD protein

Chain g: 76% 13% 12%



- Molecule 1: Chloroplast membrane-associated 30 kD protein

Chain h: 75% 13% 12%



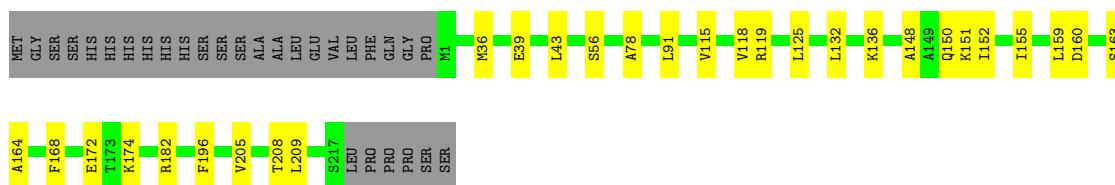
- Molecule 1: Chloroplast membrane-associated 30 kD protein

Chain i: 77% 11% 12%



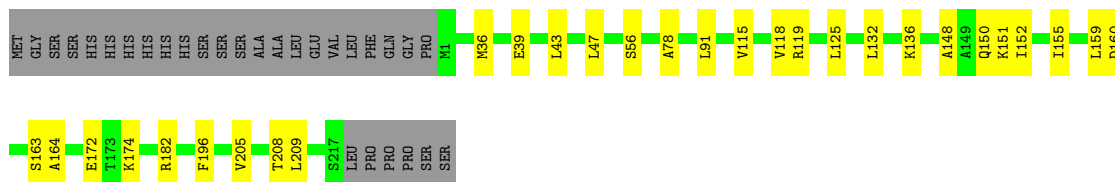
- Molecule 1: Chloroplast membrane-associated 30 kD protein

Chain j: 76% 12% 12%



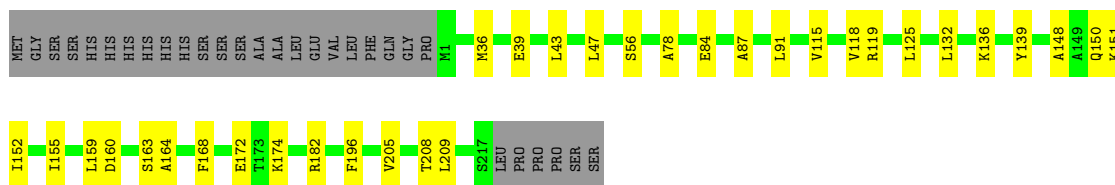
- Molecule 1: Chloroplast membrane-associated 30 kD protein

Chain k: 76% 12% 12%



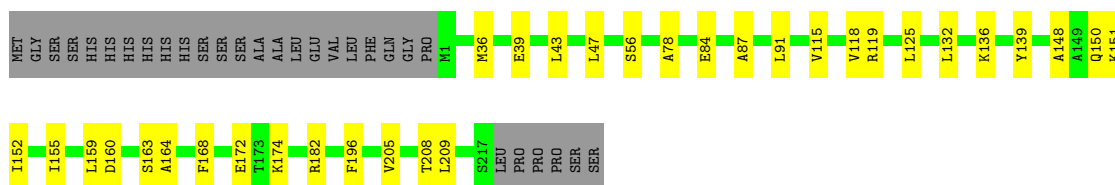
- Molecule 1: Chloroplast membrane-associated 30 kD protein

Chain l: 75% 13% 12%



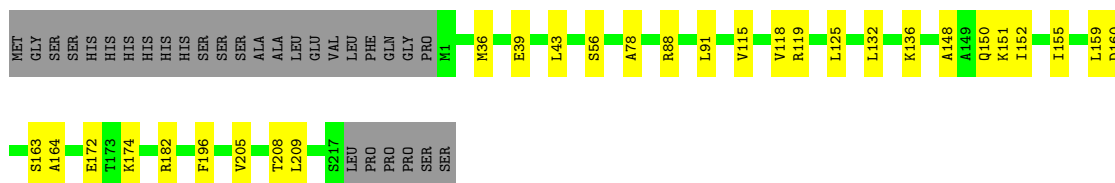
- Molecule 1: Chloroplast membrane-associated 30 kD protein

Chain m: 75% 13% 12%



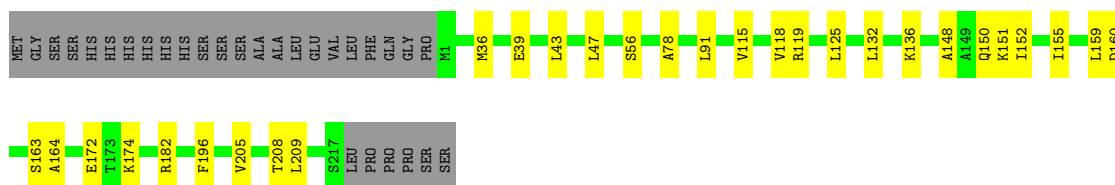
- Molecule 1: Chloroplast membrane-associated 30 kD protein

Chain n: 76% 12% 12%



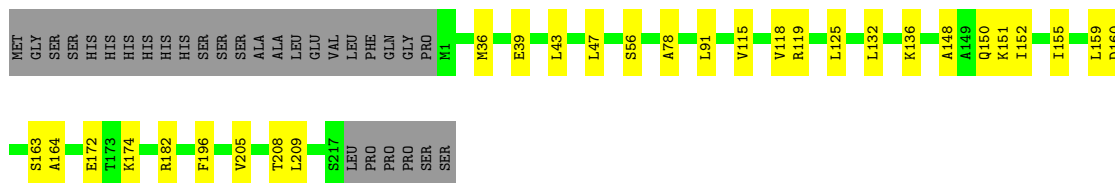
- Molecule 1: Chloroplast membrane-associated 30 kD protein

Chain o: 76% 12% 12%



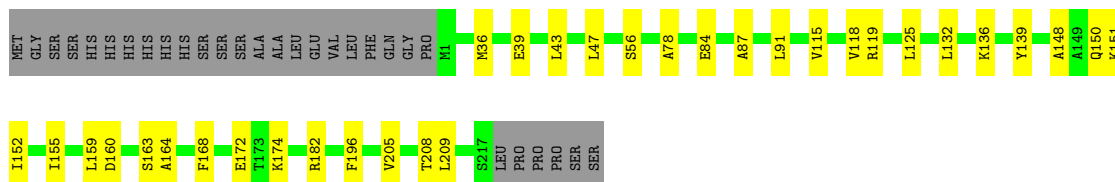
- Molecule 1: Chloroplast membrane-associated 30 kD protein

Chain p: 76% 12% 12%



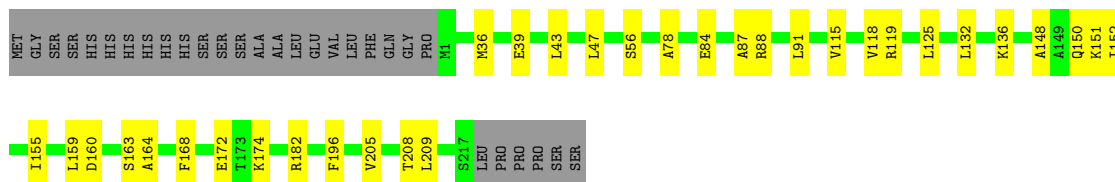
- Molecule 1: Chloroplast membrane-associated 30 kD protein

Chain q: 75% 13% 12%



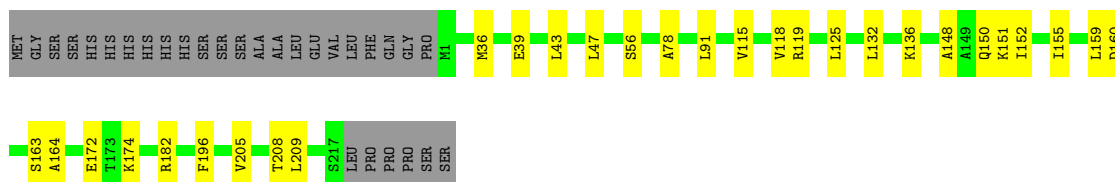
- Molecule 1: Chloroplast membrane-associated 30 kD protein

Chain r: 75% 13% 12%




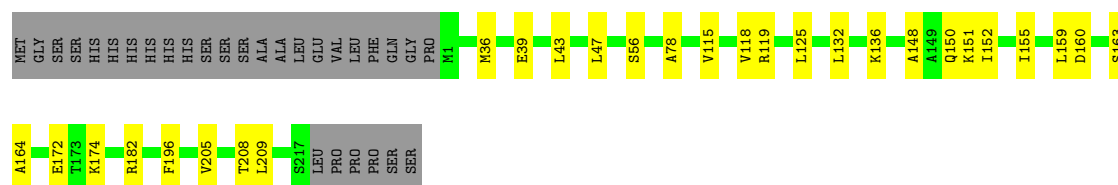
- Molecule 1: Chloroplast membrane-associated 30 kD protein

Chain s: 76% 12% 12%




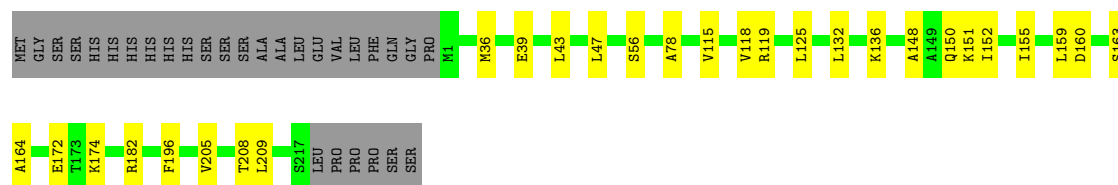
- Molecule 1: Chloroplast membrane-associated 30 kD protein

Chain t:  77% 11% 12%




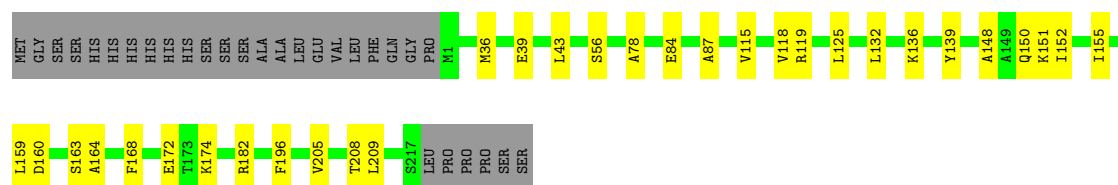
- Molecule 1: Chloroplast membrane-associated 30 kD protein

Chain u:  77% 11% 12%




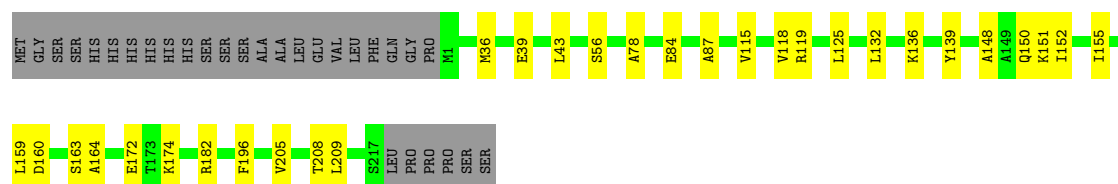
- Molecule 1: Chloroplast membrane-associated 30 kD protein

Chain v:  76% 13% 12%




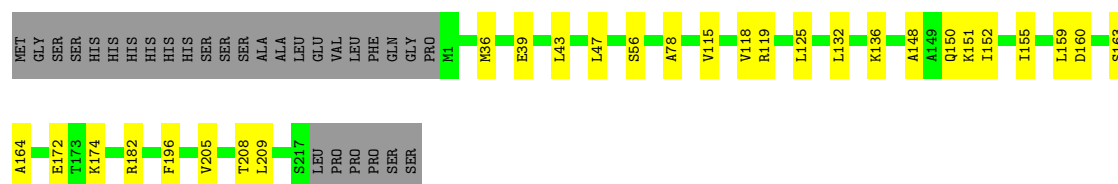
- Molecule 1: Chloroplast membrane-associated 30 kD protein

Chain w:  76% 12% 12%

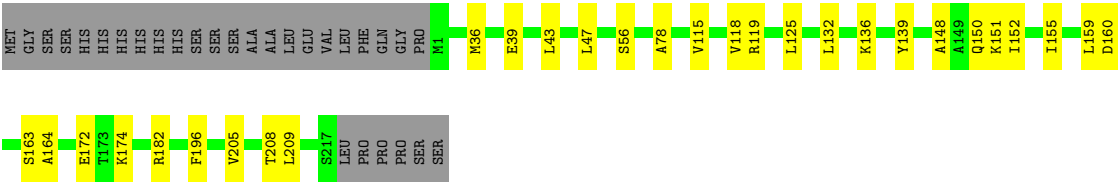


- Molecule 1: Chloroplast membrane-associated 30 kD protein

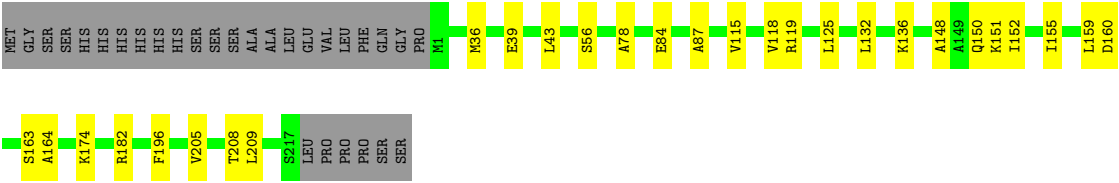
Chain x:  77% 11% 12%



- Molecule 1: Chloroplast membrane-associated 30 kD protein



● Molecule 1: Chloroplast membrane-associated 30 kD protein



4 Experimental information

| Property | Value | Source |
|------------------------------------|---|-----------|
| EM reconstruction method | HELICAL | Depositor |
| Imposed symmetry | HELICAL, twist=16.9°, rise=6.78 Å, axial sym=C5 | Depositor |
| Number of segments used | 31073 | Depositor |
| Resolution determination method | FSC 0.143 CUT-OFF | Depositor |
| CTF correction method | PHASE FLIPPING AND AMPLITUDE CORRECTION | Depositor |
| Microscope | FEI TALOS ARCTICA | Depositor |
| Voltage (kV) | 200 | Depositor |
| Electron dose ($e^-/\text{Å}^2$) | 58 | Depositor |
| Minimum defocus (nm) | 1500 | Depositor |
| Maximum defocus (nm) | 3500 | Depositor |
| Magnification | Not provided | |
| Image detector | GATAN K3 BIOQUANTUM (6k x 4k) | Depositor |

5 Model quality

5.1 Standard geometry

The Z score for a bond length (or angle) is the number of standard deviations the observed value is removed from the expected value. A bond length (or angle) with $|Z| > 5$ is considered an outlier worth inspection. RMSZ is the root-mean-square of all Z scores of the bond lengths (or angles).

| Mol | Chain | Bond lengths | | Bond angles | |
|-----|-------|--------------|-------------|-------------|-------------|
| | | RMSZ | $\# Z > 5$ | RMSZ | $\# Z > 5$ |
| 1 | 0 | 0.14 | 0/1779 | 0.39 | 0/2388 |
| 1 | 1 | 0.14 | 0/1779 | 0.39 | 0/2388 |
| 1 | 2 | 0.14 | 0/1779 | 0.39 | 0/2388 |
| 1 | 3 | 0.14 | 0/1779 | 0.39 | 0/2388 |
| 1 | 4 | 0.14 | 0/1779 | 0.39 | 0/2388 |
| 1 | 5 | 0.14 | 0/1779 | 0.39 | 0/2388 |
| 1 | 6 | 0.14 | 0/1779 | 0.39 | 0/2388 |
| 1 | 7 | 0.14 | 0/1779 | 0.39 | 0/2388 |
| 1 | A | 0.14 | 0/1779 | 0.39 | 0/2388 |
| 1 | B | 0.14 | 0/1779 | 0.39 | 0/2388 |
| 1 | C | 0.14 | 0/1779 | 0.39 | 0/2388 |
| 1 | D | 0.14 | 0/1779 | 0.39 | 0/2388 |
| 1 | E | 0.14 | 0/1779 | 0.39 | 0/2388 |
| 1 | F | 0.14 | 0/1779 | 0.39 | 0/2388 |
| 1 | G | 0.14 | 0/1779 | 0.39 | 0/2388 |
| 1 | H | 0.14 | 0/1779 | 0.39 | 0/2388 |
| 1 | I | 0.14 | 0/1779 | 0.39 | 0/2388 |
| 1 | J | 0.14 | 0/1779 | 0.39 | 0/2388 |
| 1 | K | 0.14 | 0/1779 | 0.39 | 0/2388 |
| 1 | L | 0.14 | 0/1779 | 0.39 | 0/2388 |
| 1 | M | 0.14 | 0/1779 | 0.39 | 0/2388 |
| 1 | N | 0.14 | 0/1779 | 0.39 | 0/2388 |
| 1 | O | 0.14 | 0/1779 | 0.39 | 0/2388 |
| 1 | P | 0.14 | 0/1779 | 0.39 | 0/2388 |
| 1 | Q | 0.14 | 0/1779 | 0.39 | 0/2388 |
| 1 | R | 0.14 | 0/1779 | 0.39 | 0/2388 |
| 1 | S | 0.14 | 0/1779 | 0.39 | 0/2388 |
| 1 | T | 0.14 | 0/1779 | 0.39 | 0/2388 |
| 1 | U | 0.14 | 0/1779 | 0.39 | 0/2388 |
| 1 | V | 0.14 | 0/1779 | 0.39 | 0/2388 |
| 1 | W | 0.14 | 0/1779 | 0.39 | 0/2388 |
| 1 | X | 0.14 | 0/1779 | 0.39 | 0/2388 |
| 1 | Y | 0.14 | 0/1779 | 0.39 | 0/2388 |
| 1 | Z | 0.14 | 0/1779 | 0.39 | 0/2388 |

| Mol | Chain | Bond lengths | | Bond angles | |
|-----|-------|--------------|----------|-------------|----------|
| | | RMSZ | # Z >5 | RMSZ | # Z >5 |
| 1 | a | 0.14 | 0/1779 | 0.39 | 0/2388 |
| 1 | b | 0.14 | 0/1779 | 0.39 | 0/2388 |
| 1 | c | 0.14 | 0/1779 | 0.39 | 0/2388 |
| 1 | d | 0.14 | 0/1779 | 0.39 | 0/2388 |
| 1 | e | 0.14 | 0/1779 | 0.39 | 0/2388 |
| 1 | f | 0.14 | 0/1779 | 0.39 | 0/2388 |
| 1 | g | 0.14 | 0/1779 | 0.39 | 0/2388 |
| 1 | h | 0.14 | 0/1779 | 0.39 | 0/2388 |
| 1 | i | 0.14 | 0/1779 | 0.39 | 0/2388 |
| 1 | j | 0.14 | 0/1779 | 0.39 | 0/2388 |
| 1 | k | 0.14 | 0/1779 | 0.39 | 0/2388 |
| 1 | l | 0.14 | 0/1779 | 0.39 | 0/2388 |
| 1 | m | 0.14 | 0/1779 | 0.39 | 0/2388 |
| 1 | n | 0.14 | 0/1779 | 0.39 | 0/2388 |
| 1 | o | 0.14 | 0/1779 | 0.39 | 0/2388 |
| 1 | p | 0.14 | 0/1779 | 0.39 | 0/2388 |
| 1 | q | 0.14 | 0/1779 | 0.39 | 0/2388 |
| 1 | r | 0.14 | 0/1779 | 0.39 | 0/2388 |
| 1 | s | 0.14 | 0/1779 | 0.39 | 0/2388 |
| 1 | t | 0.14 | 0/1779 | 0.39 | 0/2388 |
| 1 | u | 0.14 | 0/1779 | 0.39 | 0/2388 |
| 1 | v | 0.14 | 0/1779 | 0.39 | 0/2388 |
| 1 | w | 0.14 | 0/1779 | 0.39 | 0/2388 |
| 1 | x | 0.14 | 0/1779 | 0.39 | 0/2388 |
| 1 | y | 0.14 | 0/1779 | 0.39 | 0/2388 |
| 1 | z | 0.14 | 0/1779 | 0.39 | 0/2388 |
| All | All | 0.14 | 0/106740 | 0.39 | 0/143280 |

Chiral center outliers are detected by calculating the chiral volume of a chiral center and verifying if the center is modelled as a planar moiety or with the opposite hand. A planarity outlier is detected by checking planarity of atoms in a peptide group, atoms in a mainchain group or atoms of a sidechain that are expected to be planar.

| Mol | Chain | #Chirality outliers | #Planarity outliers |
|-----|-------|---------------------|---------------------|
| 1 | 0 | 0 | 2 |
| 1 | 1 | 0 | 2 |
| 1 | 2 | 0 | 2 |
| 1 | 3 | 0 | 2 |
| 1 | 4 | 0 | 2 |
| 1 | 5 | 0 | 2 |
| 1 | 6 | 0 | 2 |
| 1 | 7 | 0 | 2 |

Continued on next page...

Continued from previous page...

| Mol | Chain | #Chirality outliers | #Planarity outliers |
|-----|-------|---------------------|---------------------|
| 1 | A | 0 | 2 |
| 1 | B | 0 | 2 |
| 1 | C | 0 | 2 |
| 1 | D | 0 | 2 |
| 1 | E | 0 | 2 |
| 1 | F | 0 | 2 |
| 1 | G | 0 | 2 |
| 1 | H | 0 | 2 |
| 1 | I | 0 | 2 |
| 1 | J | 0 | 2 |
| 1 | K | 0 | 2 |
| 1 | L | 0 | 2 |
| 1 | M | 0 | 2 |
| 1 | N | 0 | 2 |
| 1 | O | 0 | 2 |
| 1 | P | 0 | 2 |
| 1 | Q | 0 | 2 |
| 1 | R | 0 | 2 |
| 1 | S | 0 | 2 |
| 1 | T | 0 | 2 |
| 1 | U | 0 | 2 |
| 1 | V | 0 | 2 |
| 1 | W | 0 | 2 |
| 1 | X | 0 | 2 |
| 1 | Y | 0 | 2 |
| 1 | Z | 0 | 2 |
| 1 | a | 0 | 2 |
| 1 | b | 0 | 2 |
| 1 | c | 0 | 2 |
| 1 | d | 0 | 2 |
| 1 | e | 0 | 2 |
| 1 | f | 0 | 2 |
| 1 | g | 0 | 2 |
| 1 | h | 0 | 2 |
| 1 | i | 0 | 2 |
| 1 | j | 0 | 2 |
| 1 | k | 0 | 2 |
| 1 | l | 0 | 2 |
| 1 | m | 0 | 2 |
| 1 | n | 0 | 2 |
| 1 | o | 0 | 2 |
| 1 | p | 0 | 2 |

Continued on next page...

Continued from previous page...

| Mol | Chain | #Chirality outliers | #Planarity outliers |
|-----|-------|---------------------|---------------------|
| 1 | q | 0 | 2 |
| 1 | r | 0 | 2 |
| 1 | s | 0 | 2 |
| 1 | t | 0 | 2 |
| 1 | u | 0 | 2 |
| 1 | v | 0 | 2 |
| 1 | w | 0 | 2 |
| 1 | x | 0 | 2 |
| 1 | y | 0 | 2 |
| 1 | z | 0 | 2 |
| All | All | 0 | 120 |

There are no bond length outliers.

There are no bond angle outliers.

There are no chirality outliers.

All (120) planarity outliers are listed below:

| Mol | Chain | Res | Type | Group |
|-----|-------|-----|------|-----------|
| 1 | 0 | 119 | ARG | Sidechain |
| 1 | 0 | 182 | ARG | Sidechain |
| 1 | 1 | 119 | ARG | Sidechain |
| 1 | 1 | 182 | ARG | Sidechain |
| 1 | 2 | 119 | ARG | Sidechain |
| 1 | 2 | 182 | ARG | Sidechain |
| 1 | 3 | 119 | ARG | Sidechain |
| 1 | 3 | 182 | ARG | Sidechain |
| 1 | 4 | 119 | ARG | Sidechain |
| 1 | 4 | 182 | ARG | Sidechain |
| 1 | 5 | 119 | ARG | Sidechain |
| 1 | 5 | 182 | ARG | Sidechain |
| 1 | 6 | 119 | ARG | Sidechain |
| 1 | 6 | 182 | ARG | Sidechain |
| 1 | 7 | 119 | ARG | Sidechain |
| 1 | 7 | 182 | ARG | Sidechain |
| 1 | A | 119 | ARG | Sidechain |
| 1 | A | 182 | ARG | Sidechain |
| 1 | B | 119 | ARG | Sidechain |
| 1 | B | 182 | ARG | Sidechain |
| 1 | C | 119 | ARG | Sidechain |
| 1 | C | 182 | ARG | Sidechain |
| 1 | D | 119 | ARG | Sidechain |

Continued on next page...

Continued from previous page...

| Mol | Chain | Res | Type | Group |
|-----|-------|-----|------|-----------|
| 1 | D | 182 | ARG | Sidechain |
| 1 | E | 119 | ARG | Sidechain |
| 1 | E | 182 | ARG | Sidechain |
| 1 | F | 119 | ARG | Sidechain |
| 1 | F | 182 | ARG | Sidechain |
| 1 | G | 119 | ARG | Sidechain |
| 1 | G | 182 | ARG | Sidechain |
| 1 | H | 119 | ARG | Sidechain |
| 1 | H | 182 | ARG | Sidechain |
| 1 | I | 119 | ARG | Sidechain |
| 1 | I | 182 | ARG | Sidechain |
| 1 | J | 119 | ARG | Sidechain |
| 1 | J | 182 | ARG | Sidechain |
| 1 | K | 119 | ARG | Sidechain |
| 1 | K | 182 | ARG | Sidechain |
| 1 | L | 119 | ARG | Sidechain |
| 1 | L | 182 | ARG | Sidechain |
| 1 | M | 119 | ARG | Sidechain |
| 1 | M | 182 | ARG | Sidechain |
| 1 | N | 119 | ARG | Sidechain |
| 1 | N | 182 | ARG | Sidechain |
| 1 | O | 119 | ARG | Sidechain |
| 1 | O | 182 | ARG | Sidechain |
| 1 | P | 119 | ARG | Sidechain |
| 1 | P | 182 | ARG | Sidechain |
| 1 | Q | 119 | ARG | Sidechain |
| 1 | Q | 182 | ARG | Sidechain |
| 1 | R | 119 | ARG | Sidechain |
| 1 | R | 182 | ARG | Sidechain |
| 1 | S | 119 | ARG | Sidechain |
| 1 | S | 182 | ARG | Sidechain |
| 1 | T | 119 | ARG | Sidechain |
| 1 | T | 182 | ARG | Sidechain |
| 1 | U | 119 | ARG | Sidechain |
| 1 | U | 182 | ARG | Sidechain |
| 1 | V | 119 | ARG | Sidechain |
| 1 | V | 182 | ARG | Sidechain |
| 1 | W | 119 | ARG | Sidechain |
| 1 | W | 182 | ARG | Sidechain |
| 1 | X | 119 | ARG | Sidechain |
| 1 | X | 182 | ARG | Sidechain |
| 1 | Y | 119 | ARG | Sidechain |

Continued on next page...

Continued from previous page...

| Mol | Chain | Res | Type | Group |
|-----|-------|-----|------|-----------|
| 1 | Y | 182 | ARG | Sidechain |
| 1 | Z | 119 | ARG | Sidechain |
| 1 | Z | 182 | ARG | Sidechain |
| 1 | a | 119 | ARG | Sidechain |
| 1 | a | 182 | ARG | Sidechain |
| 1 | b | 119 | ARG | Sidechain |
| 1 | b | 182 | ARG | Sidechain |
| 1 | c | 119 | ARG | Sidechain |
| 1 | c | 182 | ARG | Sidechain |
| 1 | d | 119 | ARG | Sidechain |
| 1 | d | 182 | ARG | Sidechain |
| 1 | e | 119 | ARG | Sidechain |
| 1 | e | 182 | ARG | Sidechain |
| 1 | f | 119 | ARG | Sidechain |
| 1 | f | 182 | ARG | Sidechain |
| 1 | g | 119 | ARG | Sidechain |
| 1 | g | 182 | ARG | Sidechain |
| 1 | h | 119 | ARG | Sidechain |
| 1 | h | 182 | ARG | Sidechain |
| 1 | i | 119 | ARG | Sidechain |
| 1 | i | 182 | ARG | Sidechain |
| 1 | j | 119 | ARG | Sidechain |
| 1 | j | 182 | ARG | Sidechain |
| 1 | k | 119 | ARG | Sidechain |
| 1 | k | 182 | ARG | Sidechain |
| 1 | l | 119 | ARG | Sidechain |
| 1 | l | 182 | ARG | Sidechain |
| 1 | m | 119 | ARG | Sidechain |
| 1 | m | 182 | ARG | Sidechain |
| 1 | n | 119 | ARG | Sidechain |
| 1 | n | 182 | ARG | Sidechain |
| 1 | o | 119 | ARG | Sidechain |
| 1 | o | 182 | ARG | Sidechain |
| 1 | p | 119 | ARG | Sidechain |
| 1 | p | 182 | ARG | Sidechain |
| 1 | q | 119 | ARG | Sidechain |
| 1 | q | 182 | ARG | Sidechain |
| 1 | r | 119 | ARG | Sidechain |
| 1 | r | 182 | ARG | Sidechain |
| 1 | s | 119 | ARG | Sidechain |
| 1 | s | 182 | ARG | Sidechain |
| 1 | t | 119 | ARG | Sidechain |

Continued on next page...

Continued from previous page...

| Mol | Chain | Res | Type | Group |
|-----|-------|-----|------|-----------|
| 1 | t | 182 | ARG | Sidechain |
| 1 | u | 119 | ARG | Sidechain |
| 1 | u | 182 | ARG | Sidechain |
| 1 | v | 119 | ARG | Sidechain |
| 1 | v | 182 | ARG | Sidechain |
| 1 | w | 119 | ARG | Sidechain |
| 1 | w | 182 | ARG | Sidechain |
| 1 | x | 119 | ARG | Sidechain |
| 1 | x | 182 | ARG | Sidechain |
| 1 | y | 119 | ARG | Sidechain |
| 1 | y | 182 | ARG | Sidechain |
| 1 | z | 119 | ARG | Sidechain |
| 1 | z | 182 | ARG | Sidechain |

5.2 Too-close contacts ⓘ

In the following table, the Non-H and H(model) columns list the number of non-hydrogen atoms and hydrogen atoms in the chain respectively. The H(added) column lists the number of hydrogen atoms added and optimized by MolProbity. The Clashes column lists the number of clashes within the asymmetric unit, whereas Symm-Clashes lists symmetry-related clashes.

| Mol | Chain | Non-H | H(model) | H(added) | Clashes | Symm-Clashes |
|-----|-------|-------|----------|----------|---------|--------------|
| 1 | 0 | 1759 | 1788 | 1790 | 18 | 0 |
| 1 | 1 | 1759 | 1788 | 1790 | 26 | 0 |
| 1 | 2 | 1759 | 1788 | 1790 | 26 | 0 |
| 1 | 3 | 1759 | 1788 | 1790 | 26 | 0 |
| 1 | 4 | 1759 | 1788 | 1790 | 19 | 0 |
| 1 | 5 | 1759 | 1788 | 1790 | 18 | 0 |
| 1 | 6 | 1759 | 1788 | 1790 | 18 | 0 |
| 1 | 7 | 1759 | 1788 | 1790 | 19 | 0 |
| 1 | A | 1759 | 1788 | 1790 | 18 | 0 |
| 1 | B | 1759 | 1788 | 1790 | 19 | 0 |
| 1 | C | 1759 | 1788 | 1790 | 19 | 0 |
| 1 | D | 1759 | 1788 | 1790 | 18 | 0 |
| 1 | E | 1759 | 1788 | 1790 | 18 | 0 |
| 1 | F | 1759 | 1788 | 1790 | 24 | 0 |
| 1 | G | 1759 | 1788 | 1790 | 24 | 0 |
| 1 | H | 1759 | 1788 | 1790 | 27 | 0 |
| 1 | I | 1759 | 1788 | 1790 | 27 | 0 |
| 1 | J | 1759 | 1788 | 1790 | 26 | 0 |
| 1 | K | 1759 | 1788 | 1790 | 24 | 0 |
| 1 | L | 1759 | 1788 | 1790 | 24 | 0 |

Continued on next page...

Continued from previous page...

| Mol | Chain | Non-H | H(model) | H(added) | Clashes | Symm-Clashes |
|-----|-------|--------|----------|----------|---------|--------------|
| 1 | M | 1759 | 1788 | 1790 | 28 | 0 |
| 1 | N | 1759 | 1788 | 1790 | 28 | 0 |
| 1 | O | 1759 | 1788 | 1790 | 27 | 0 |
| 1 | P | 1759 | 1788 | 1790 | 25 | 0 |
| 1 | Q | 1759 | 1788 | 1790 | 28 | 0 |
| 1 | R | 1759 | 1788 | 1790 | 28 | 0 |
| 1 | S | 1759 | 1788 | 1790 | 29 | 0 |
| 1 | T | 1759 | 1788 | 1790 | 28 | 0 |
| 1 | U | 1759 | 1788 | 1790 | 24 | 0 |
| 1 | V | 1759 | 1788 | 1790 | 28 | 0 |
| 1 | W | 1759 | 1788 | 1790 | 27 | 0 |
| 1 | X | 1759 | 1788 | 1790 | 27 | 0 |
| 1 | Y | 1759 | 1788 | 1790 | 28 | 0 |
| 1 | Z | 1759 | 1788 | 1790 | 26 | 0 |
| 1 | a | 1759 | 1788 | 1790 | 29 | 0 |
| 1 | b | 1759 | 1788 | 1790 | 26 | 0 |
| 1 | c | 1759 | 1788 | 1790 | 28 | 0 |
| 1 | d | 1759 | 1788 | 1790 | 26 | 0 |
| 1 | e | 1759 | 1788 | 1790 | 27 | 0 |
| 1 | f | 1759 | 1788 | 1790 | 28 | 0 |
| 1 | g | 1759 | 1788 | 1790 | 28 | 0 |
| 1 | h | 1759 | 1788 | 1790 | 26 | 0 |
| 1 | i | 1759 | 1788 | 1790 | 25 | 0 |
| 1 | j | 1759 | 1788 | 1790 | 25 | 0 |
| 1 | k | 1759 | 1788 | 1790 | 27 | 0 |
| 1 | l | 1759 | 1788 | 1790 | 30 | 0 |
| 1 | m | 1759 | 1788 | 1790 | 27 | 0 |
| 1 | n | 1759 | 1788 | 1790 | 25 | 0 |
| 1 | o | 1759 | 1788 | 1790 | 26 | 0 |
| 1 | p | 1759 | 1788 | 1790 | 26 | 0 |
| 1 | q | 1759 | 1788 | 1790 | 29 | 0 |
| 1 | r | 1759 | 1788 | 1790 | 28 | 0 |
| 1 | s | 1759 | 1788 | 1790 | 26 | 0 |
| 1 | t | 1759 | 1788 | 1790 | 25 | 0 |
| 1 | u | 1759 | 1788 | 1790 | 26 | 0 |
| 1 | v | 1759 | 1788 | 1790 | 27 | 0 |
| 1 | w | 1759 | 1788 | 1790 | 25 | 0 |
| 1 | x | 1759 | 1788 | 1790 | 24 | 0 |
| 1 | y | 1759 | 1788 | 1790 | 26 | 0 |
| 1 | z | 1759 | 1788 | 1790 | 25 | 0 |
| All | All | 105540 | 107280 | 107400 | 1022 | 0 |

The all-atom clashscore is defined as the number of clashes found per 1000 atoms (including

hydrogen atoms). The all-atom clashscore for this structure is 5.

All (1022) close contacts within the same asymmetric unit are listed below, sorted by their clash magnitude.

| Atom-1 | Atom-2 | Interatomic distance (Å) | Clash overlap (Å) |
|------------------|------------------|--------------------------|-------------------|
| 1:1:125:LEU:HD13 | 1:6:152:ILE:HG21 | 1.78 | 0.66 |
| 1:E:125:LEU:HD13 | 1:J:152:ILE:HG21 | 1.78 | 0.66 |
| 1:c:125:LEU:HD13 | 1:h:152:ILE:HG21 | 1.78 | 0.66 |
| 1:T:125:LEU:HD13 | 1:Y:152:ILE:HG21 | 1.78 | 0.66 |
| 1:l:125:LEU:HD13 | 1:q:152:ILE:HG21 | 1.78 | 0.66 |
| 1:r:125:LEU:HD13 | 1:w:152:ILE:HG21 | 1.77 | 0.66 |
| 1:O:125:LEU:HD13 | 1:T:152:ILE:HG21 | 1.78 | 0.66 |
| 1:S:125:LEU:HD13 | 1:X:152:ILE:HG21 | 1.78 | 0.66 |
| 1:m:125:LEU:HD13 | 1:r:152:ILE:HG21 | 1.78 | 0.66 |
| 1:q:125:LEU:HD13 | 1:v:152:ILE:HG21 | 1.78 | 0.66 |
| 1:5:152:ILE:HG21 | 1:z:125:LEU:HD13 | 1.78 | 0.65 |
| 1:F:125:LEU:HD13 | 1:K:152:ILE:HG21 | 1.78 | 0.65 |
| 1:N:125:LEU:HD13 | 1:S:152:ILE:HG21 | 1.78 | 0.65 |
| 1:C:125:LEU:HD13 | 1:H:152:ILE:HG21 | 1.78 | 0.65 |
| 1:3:125:LEU:HD13 | 1:0:152:ILE:HG21 | 1.78 | 0.65 |
| 1:e:125:LEU:HD13 | 1:j:152:ILE:HG21 | 1.77 | 0.65 |
| 1:H:125:LEU:HD13 | 1:M:152:ILE:HG21 | 1.77 | 0.65 |
| 1:V:125:LEU:HD13 | 1:a:152:ILE:HG21 | 1.78 | 0.65 |
| 1:a:125:LEU:HD13 | 1:f:152:ILE:HG21 | 1.78 | 0.65 |
| 1:b:125:LEU:HD13 | 1:g:152:ILE:HG21 | 1.78 | 0.65 |
| 1:d:125:LEU:HD13 | 1:i:152:ILE:HG21 | 1.78 | 0.65 |
| 1:1:152:ILE:HG21 | 1:v:125:LEU:HD13 | 1.78 | 0.65 |
| 1:2:125:LEU:HD13 | 1:7:152:ILE:HG21 | 1.78 | 0.65 |
| 1:3:152:ILE:HG21 | 1:x:125:LEU:HD13 | 1.78 | 0.65 |
| 1:D:125:LEU:HD13 | 1:I:152:ILE:HG21 | 1.78 | 0.65 |
| 1:J:125:LEU:HD13 | 1:O:152:ILE:HG21 | 1.78 | 0.65 |
| 1:Q:125:LEU:HD13 | 1:V:152:ILE:HG21 | 1.77 | 0.65 |
| 1:o:125:LEU:HD13 | 1:t:152:ILE:HG21 | 1.77 | 0.65 |
| 1:4:152:ILE:HG21 | 1:y:125:LEU:HD13 | 1.78 | 0.65 |
| 1:L:125:LEU:HD13 | 1:Q:152:ILE:HG21 | 1.77 | 0.65 |
| 1:Z:125:LEU:HD13 | 1:e:152:ILE:HG21 | 1.78 | 0.65 |
| 1:j:125:LEU:HD13 | 1:o:152:ILE:HG21 | 1.78 | 0.65 |
| 1:G:125:LEU:HD13 | 1:L:152:ILE:HG21 | 1.78 | 0.65 |
| 1:X:125:LEU:HD13 | 1:c:152:ILE:HG21 | 1.77 | 0.65 |
| 1:f:125:LEU:HD13 | 1:k:152:ILE:HG21 | 1.78 | 0.65 |
| 1:h:125:LEU:HD13 | 1:m:152:ILE:HG21 | 1.78 | 0.65 |
| 1:t:125:LEU:HD13 | 1:y:152:ILE:HG21 | 1.78 | 0.65 |
| 1:K:125:LEU:HD13 | 1:P:152:ILE:HG21 | 1.78 | 0.65 |

Continued on next page...

Continued from previous page...

| Atom-1 | Atom-2 | Interatomic distance (Å) | Clash overlap (Å) |
|------------------|------------------|--------------------------|-------------------|
| 1:N:160:ASP:O | 1:N:164:ALA:HB3 | 1.97 | 0.65 |
| 1:l:160:ASP:O | 1:l:164:ALA:HB3 | 1.97 | 0.65 |
| 1:u:125:LEU:HD13 | 1:z:152:ILE:HG21 | 1.78 | 0.65 |
| 1:7:160:ASP:O | 1:7:164:ALA:HB3 | 1.97 | 0.65 |
| 1:B:125:LEU:HD13 | 1:G:152:ILE:HG21 | 1.78 | 0.65 |
| 1:I:160:ASP:O | 1:I:164:ALA:HB3 | 1.97 | 0.65 |
| 1:M:125:LEU:HD13 | 1:R:152:ILE:HG21 | 1.78 | 0.65 |
| 1:i:160:ASP:O | 1:i:164:ALA:HB3 | 1.97 | 0.65 |
| 1:j:160:ASP:O | 1:j:164:ALA:HB3 | 1.97 | 0.65 |
| 1:p:160:ASP:O | 1:p:164:ALA:HB3 | 1.97 | 0.65 |
| 1:s:125:LEU:HD13 | 1:x:152:ILE:HG21 | 1.78 | 0.65 |
| 1:B:160:ASP:O | 1:B:164:ALA:HB3 | 1.97 | 0.64 |
| 1:K:160:ASP:O | 1:K:164:ALA:HB3 | 1.97 | 0.64 |
| 1:L:160:ASP:O | 1:L:164:ALA:HB3 | 1.97 | 0.64 |
| 1:M:160:ASP:O | 1:M:164:ALA:HB3 | 1.97 | 0.64 |
| 1:U:125:LEU:HD13 | 1:Z:152:ILE:HG21 | 1.78 | 0.64 |
| 1:U:160:ASP:O | 1:U:164:ALA:HB3 | 1.97 | 0.64 |
| 1:k:125:LEU:HD13 | 1:p:152:ILE:HG21 | 1.78 | 0.64 |
| 1:k:160:ASP:O | 1:k:164:ALA:HB3 | 1.97 | 0.64 |
| 1:s:160:ASP:O | 1:s:164:ALA:HB3 | 1.97 | 0.64 |
| 1:J:160:ASP:O | 1:J:164:ALA:HB3 | 1.97 | 0.64 |
| 1:R:160:ASP:O | 1:R:164:ALA:HB3 | 1.97 | 0.64 |
| 1:g:160:ASP:O | 1:g:164:ALA:HB3 | 1.97 | 0.64 |
| 1:0:160:ASP:O | 1:0:164:ALA:HB3 | 1.97 | 0.64 |
| 1:E:160:ASP:O | 1:E:164:ALA:HB3 | 1.97 | 0.64 |
| 1:T:160:ASP:O | 1:T:164:ALA:HB3 | 1.97 | 0.64 |
| 1:Z:160:ASP:O | 1:Z:164:ALA:HB3 | 1.97 | 0.64 |
| 1:r:160:ASP:O | 1:r:164:ALA:HB3 | 1.97 | 0.64 |
| 1:x:160:ASP:O | 1:x:164:ALA:HB3 | 1.97 | 0.64 |
| 1:2:160:ASP:O | 1:2:164:ALA:HB3 | 1.97 | 0.64 |
| 1:W:125:LEU:HD13 | 1:b:152:ILE:HG21 | 1.78 | 0.64 |
| 1:h:160:ASP:O | 1:h:164:ALA:HB3 | 1.97 | 0.64 |
| 1:i:125:LEU:HD13 | 1:n:152:ILE:HG21 | 1.78 | 0.64 |
| 1:q:160:ASP:O | 1:q:164:ALA:HB3 | 1.97 | 0.64 |
| 1:D:160:ASP:O | 1:D:164:ALA:HB3 | 1.97 | 0.64 |
| 1:R:125:LEU:HD13 | 1:W:152:ILE:HG21 | 1.77 | 0.64 |
| 1:d:160:ASP:O | 1:d:164:ALA:HB3 | 1.97 | 0.64 |
| 1:g:125:LEU:HD13 | 1:l:152:ILE:HG21 | 1.77 | 0.64 |
| 1:n:125:LEU:HD13 | 1:s:152:ILE:HG21 | 1.77 | 0.64 |
| 1:u:160:ASP:O | 1:u:164:ALA:HB3 | 1.97 | 0.64 |
| 1:5:160:ASP:O | 1:5:164:ALA:HB3 | 1.97 | 0.64 |

Continued on next page...

Continued from previous page...

| Atom-1 | Atom-2 | Interatomic distance (Å) | Clash overlap (Å) |
|------------------|------------------|--------------------------|-------------------|
| 1:C:160:ASP:O | 1:C:164:ALA:HB3 | 1.97 | 0.64 |
| 1:c:160:ASP:O | 1:c:164:ALA:HB3 | 1.97 | 0.64 |
| 1:t:160:ASP:O | 1:t:164:ALA:HB3 | 1.97 | 0.64 |
| 1:2:152:ILE:HG21 | 1:w:125:LEU:HD13 | 1.78 | 0.64 |
| 1:A:125:LEU:HD13 | 1:F:152:ILE:HG21 | 1.78 | 0.64 |
| 1:F:160:ASP:O | 1:F:164:ALA:HB3 | 1.97 | 0.64 |
| 1:I:125:LEU:HD13 | 1:N:152:ILE:HG21 | 1.78 | 0.64 |
| 1:S:160:ASP:O | 1:S:164:ALA:HB3 | 1.97 | 0.64 |
| 1:Y:125:LEU:HD13 | 1:d:152:ILE:HG21 | 1.78 | 0.64 |
| 1:p:125:LEU:HD13 | 1:u:152:ILE:HG21 | 1.78 | 0.64 |
| 1:6:160:ASP:O | 1:6:164:ALA:HB3 | 1.97 | 0.64 |
| 1:H:160:ASP:O | 1:H:164:ALA:HB3 | 1.97 | 0.64 |
| 1:P:125:LEU:HD13 | 1:U:152:ILE:HG21 | 1.78 | 0.64 |
| 1:a:160:ASP:O | 1:a:164:ALA:HB3 | 1.97 | 0.64 |
| 1:o:160:ASP:O | 1:o:164:ALA:HB3 | 1.97 | 0.64 |
| 1:l:160:ASP:O | 1:l:164:ALA:HB3 | 1.97 | 0.64 |
| 1:O:160:ASP:O | 1:O:164:ALA:HB3 | 1.97 | 0.64 |
| 1:Q:160:ASP:O | 1:Q:164:ALA:HB3 | 1.97 | 0.64 |
| 1:f:160:ASP:O | 1:f:164:ALA:HB3 | 1.97 | 0.64 |
| 1:m:160:ASP:O | 1:m:164:ALA:HB3 | 1.97 | 0.64 |
| 1:V:160:ASP:O | 1:V:164:ALA:HB3 | 1.97 | 0.64 |
| 1:A:160:ASP:O | 1:A:164:ALA:HB3 | 1.97 | 0.63 |
| 1:W:160:ASP:O | 1:W:164:ALA:HB3 | 1.97 | 0.63 |
| 1:b:160:ASP:O | 1:b:164:ALA:HB3 | 1.97 | 0.63 |
| 1:y:160:ASP:O | 1:y:164:ALA:HB3 | 1.97 | 0.63 |
| 1:w:160:ASP:O | 1:w:164:ALA:HB3 | 1.97 | 0.63 |
| 1:4:160:ASP:O | 1:4:164:ALA:HB3 | 1.97 | 0.63 |
| 1:Y:160:ASP:O | 1:Y:164:ALA:HB3 | 1.97 | 0.63 |
| 1:v:160:ASP:O | 1:v:164:ALA:HB3 | 1.97 | 0.63 |
| 1:3:160:ASP:O | 1:3:164:ALA:HB3 | 1.97 | 0.63 |
| 1:e:160:ASP:O | 1:e:164:ALA:HB3 | 1.97 | 0.63 |
| 1:G:160:ASP:O | 1:G:164:ALA:HB3 | 1.97 | 0.63 |
| 1:P:160:ASP:O | 1:P:164:ALA:HB3 | 1.97 | 0.63 |
| 1:z:160:ASP:O | 1:z:164:ALA:HB3 | 1.97 | 0.63 |
| 1:X:160:ASP:O | 1:X:164:ALA:HB3 | 1.97 | 0.63 |
| 1:n:160:ASP:O | 1:n:164:ALA:HB3 | 1.97 | 0.63 |
| 1:3:36:MET:HG2 | 1:0:155:ILE:HD12 | 1.84 | 0.60 |
| 1:B:36:MET:HG2 | 1:G:155:ILE:HD12 | 1.84 | 0.60 |
| 1:L:36:MET:HG2 | 1:Q:155:ILE:HD12 | 1.84 | 0.60 |
| 1:s:36:MET:HG2 | 1:x:155:ILE:HD12 | 1.84 | 0.60 |
| 1:U:36:MET:HG2 | 1:Z:155:ILE:HD12 | 1.84 | 0.60 |

Continued on next page...

Continued from previous page...

| Atom-1 | Atom-2 | Interatomic distance (Å) | Clash overlap (Å) |
|------------------|------------------|--------------------------|-------------------|
| 1:Z:36:MET:HG2 | 1:e:155:ILE:HD12 | 1.84 | 0.60 |
| 1:V:36:MET:HG2 | 1:a:155:ILE:HD12 | 1.84 | 0.60 |
| 1:j:36:MET:HG2 | 1:o:155:ILE:HD12 | 1.84 | 0.60 |
| 1:3:155:ILE:HD12 | 1:x:36:MET:HG2 | 1.84 | 0.60 |
| 1:e:36:MET:HG2 | 1:j:155:ILE:HD12 | 1.84 | 0.60 |
| 1:i:36:MET:HG2 | 1:n:155:ILE:HD12 | 1.84 | 0.60 |
| 1:o:36:MET:HG2 | 1:t:155:ILE:HD12 | 1.84 | 0.60 |
| 1:G:36:MET:HG2 | 1:L:155:ILE:HD12 | 1.84 | 0.60 |
| 1:K:36:MET:HG2 | 1:P:155:ILE:HD12 | 1.84 | 0.60 |
| 1:P:36:MET:HG2 | 1:U:155:ILE:HD12 | 1.84 | 0.60 |
| 1:Q:36:MET:HG2 | 1:V:155:ILE:HD12 | 1.84 | 0.60 |
| 1:t:36:MET:HG2 | 1:y:155:ILE:HD12 | 1.84 | 0.60 |
| 1:2:155:ILE:HD12 | 1:w:36:MET:HG2 | 1.84 | 0.60 |
| 1:H:36:MET:HG2 | 1:M:155:ILE:HD12 | 1.84 | 0.60 |
| 1:n:36:MET:HG2 | 1:s:155:ILE:HD12 | 1.84 | 0.60 |
| 1:2:36:MET:HG2 | 1:7:155:ILE:HD12 | 1.84 | 0.60 |
| 1:d:36:MET:HG2 | 1:i:155:ILE:HD12 | 1.84 | 0.60 |
| 1:4:155:ILE:HD12 | 1:y:36:MET:HG2 | 1.84 | 0.59 |
| 1:C:36:MET:HG2 | 1:H:155:ILE:HD12 | 1.84 | 0.59 |
| 1:Y:36:MET:HG2 | 1:d:155:ILE:HD12 | 1.84 | 0.59 |
| 1:a:36:MET:HG2 | 1:f:155:ILE:HD12 | 1.84 | 0.59 |
| 1:f:36:MET:HG2 | 1:k:155:ILE:HD12 | 1.84 | 0.59 |
| 1:F:36:MET:HG2 | 1:K:155:ILE:HD12 | 1.84 | 0.59 |
| 1:A:36:MET:HG2 | 1:F:155:ILE:HD12 | 1.83 | 0.59 |
| 1:M:36:MET:HG2 | 1:R:155:ILE:HD12 | 1.84 | 0.59 |
| 1:R:36:MET:HG2 | 1:W:155:ILE:HD12 | 1.84 | 0.59 |
| 1:k:36:MET:HG2 | 1:p:155:ILE:HD12 | 1.84 | 0.59 |
| 1:m:36:MET:HG2 | 1:r:155:ILE:HD12 | 1.84 | 0.59 |
| 1:S:36:MET:HG2 | 1:X:155:ILE:HD12 | 1.84 | 0.59 |
| 1:T:36:MET:HG2 | 1:Y:155:ILE:HD12 | 1.84 | 0.59 |
| 1:q:36:MET:HG2 | 1:v:155:ILE:HD12 | 1.84 | 0.59 |
| 1:r:36:MET:HG2 | 1:w:155:ILE:HD12 | 1.84 | 0.59 |
| 1:1:36:MET:HG2 | 1:6:155:ILE:HD12 | 1.83 | 0.59 |
| 1:D:36:MET:HG2 | 1:I:155:ILE:HD12 | 1.84 | 0.59 |
| 1:p:36:MET:HG2 | 1:u:155:ILE:HD12 | 1.84 | 0.59 |
| 1:5:155:ILE:HD12 | 1:z:36:MET:HG2 | 1.84 | 0.58 |
| 1:J:36:MET:HG2 | 1:O:155:ILE:HD12 | 1.84 | 0.58 |
| 1:g:36:MET:HG2 | 1:l:155:ILE:HD12 | 1.84 | 0.58 |
| 1:O:36:MET:HG2 | 1:T:155:ILE:HD12 | 1.84 | 0.58 |
| 1:b:36:MET:HG2 | 1:g:155:ILE:HD12 | 1.84 | 0.58 |
| 1:h:36:MET:HG2 | 1:m:155:ILE:HD12 | 1.84 | 0.58 |

Continued on next page...

Continued from previous page...

| Atom-1 | Atom-2 | Interatomic distance (Å) | Clash overlap (Å) |
|------------------|------------------|--------------------------|-------------------|
| 1:X:36:MET:HG2 | 1:c:155:ILE:HD12 | 1.84 | 0.58 |
| 1:u:36:MET:HG2 | 1:z:155:ILE:HD12 | 1.84 | 0.58 |
| 1:I:36:MET:HG2 | 1:N:155:ILE:HD12 | 1.84 | 0.58 |
| 1:W:36:MET:HG2 | 1:b:155:ILE:HD12 | 1.84 | 0.58 |
| 1:c:36:MET:HG2 | 1:h:155:ILE:HD12 | 1.84 | 0.58 |
| 1:l:155:ILE:HD12 | 1:v:36:MET:HG2 | 1.84 | 0.58 |
| 1:N:36:MET:HG2 | 1:S:155:ILE:HD12 | 1.84 | 0.58 |
| 1:E:36:MET:HG2 | 1:J:155:ILE:HD12 | 1.84 | 0.58 |
| 1:l:36:MET:HG2 | 1:q:155:ILE:HD12 | 1.84 | 0.58 |
| 1:H:91:LEU:HG | 1:W:208:THR:HG21 | 1.86 | 0.58 |
| 1:f:91:LEU:HG | 1:u:208:THR:HG21 | 1.86 | 0.58 |
| 1:V:91:LEU:HG | 1:k:208:THR:HG21 | 1.86 | 0.57 |
| 1:4:208:THR:HG21 | 1:o:91:LEU:HG | 1.86 | 0.57 |
| 1:Q:91:LEU:HG | 1:f:208:THR:HG21 | 1.86 | 0.57 |
| 1:W:91:LEU:HG | 1:l:208:THR:HG21 | 1.86 | 0.57 |
| 1:e:91:LEU:HG | 1:t:208:THR:HG21 | 1.86 | 0.57 |
| 1:M:91:LEU:HG | 1:b:208:THR:HG21 | 1.86 | 0.57 |
| 1:G:91:LEU:HG | 1:V:208:THR:HG21 | 1.86 | 0.57 |
| 1:k:91:LEU:HG | 1:z:208:THR:HG21 | 1.86 | 0.57 |
| 1:D:91:LEU:HG | 1:S:208:THR:HG21 | 1.86 | 0.57 |
| 1:N:91:LEU:HG | 1:c:208:THR:HG21 | 1.86 | 0.57 |
| 1:3:208:THR:HG21 | 1:n:91:LEU:HG | 1.86 | 0.57 |
| 1:I:91:LEU:HG | 1:X:208:THR:HG21 | 1.86 | 0.57 |
| 1:R:91:LEU:HG | 1:g:208:THR:HG21 | 1.86 | 0.57 |
| 1:Z:91:LEU:HG | 1:o:208:THR:HG21 | 1.86 | 0.56 |
| 1:1:208:THR:HG21 | 1:l:91:LEU:HG | 1.86 | 0.56 |
| 1:5:208:THR:HG21 | 1:p:91:LEU:HG | 1.86 | 0.56 |
| 1:7:208:THR:HG21 | 1:r:91:LEU:HG | 1.86 | 0.56 |
| 1:A:91:LEU:HG | 1:P:208:THR:HG21 | 1.86 | 0.56 |
| 1:b:91:LEU:HG | 1:q:208:THR:HG21 | 1.86 | 0.56 |
| 1:h:91:LEU:HG | 1:w:208:THR:HG21 | 1.86 | 0.56 |
| 1:B:91:LEU:HG | 1:Q:208:THR:HG21 | 1.86 | 0.56 |
| 1:J:91:LEU:HG | 1:Y:208:THR:HG21 | 1.86 | 0.56 |
| 1:O:91:LEU:HG | 1:d:208:THR:HG21 | 1.86 | 0.56 |
| 1:P:91:LEU:HG | 1:e:208:THR:HG21 | 1.86 | 0.56 |
| 1:T:91:LEU:HG | 1:i:208:THR:HG21 | 1.86 | 0.56 |
| 1:g:91:LEU:HG | 1:v:208:THR:HG21 | 1.86 | 0.56 |
| 1:2:208:THR:HG21 | 1:m:91:LEU:HG | 1.86 | 0.56 |
| 1:C:91:LEU:HG | 1:R:208:THR:HG21 | 1.86 | 0.56 |
| 1:Y:91:LEU:HG | 1:n:208:THR:HG21 | 1.86 | 0.56 |
| 1:a:91:LEU:HG | 1:p:208:THR:HG21 | 1.86 | 0.56 |

Continued on next page...

Continued from previous page...

| Atom-1 | Atom-2 | Interatomic distance (Å) | Clash overlap (Å) |
|------------------|------------------|--------------------------|-------------------|
| 1:d:91:LEU:HG | 1:s:208:THR:HG21 | 1.86 | 0.56 |
| 1:F:91:LEU:HG | 1:U:208:THR:HG21 | 1.86 | 0.56 |
| 1:0:208:THR:HG21 | 1:s:91:LEU:HG | 1.86 | 0.56 |
| 1:K:91:LEU:HG | 1:Z:208:THR:HG21 | 1.86 | 0.56 |
| 1:X:91:LEU:HG | 1:m:208:THR:HG21 | 1.86 | 0.56 |
| 1:L:91:LEU:HG | 1:a:208:THR:HG21 | 1.86 | 0.56 |
| 1:U:91:LEU:HG | 1:j:208:THR:HG21 | 1.86 | 0.56 |
| 1:j:91:LEU:HG | 1:y:208:THR:HG21 | 1.86 | 0.56 |
| 1:E:91:LEU:HG | 1:T:208:THR:HG21 | 1.86 | 0.56 |
| 1:c:91:LEU:HG | 1:r:208:THR:HG21 | 1.86 | 0.56 |
| 1:i:91:LEU:HG | 1:x:208:THR:HG21 | 1.86 | 0.56 |
| 1:6:208:THR:HG21 | 1:q:91:LEU:HG | 1.86 | 0.56 |
| 1:0:151:LYS:O | 1:0:155:ILE:HG23 | 2.07 | 0.55 |
| 1:C:151:LYS:O | 1:C:155:ILE:HG23 | 2.07 | 0.55 |
| 1:a:151:LYS:O | 1:a:155:ILE:HG23 | 2.07 | 0.55 |
| 1:S:91:LEU:HG | 1:h:208:THR:HG21 | 1.86 | 0.55 |
| 1:j:151:LYS:O | 1:j:155:ILE:HG23 | 2.07 | 0.55 |
| 1:M:151:LYS:O | 1:M:155:ILE:HG23 | 2.07 | 0.55 |
| 1:Z:151:LYS:O | 1:Z:155:ILE:HG23 | 2.07 | 0.55 |
| 1:k:151:LYS:O | 1:k:155:ILE:HG23 | 2.07 | 0.55 |
| 1:o:151:LYS:O | 1:o:155:ILE:HG23 | 2.07 | 0.55 |
| 1:x:151:LYS:O | 1:x:155:ILE:HG23 | 2.07 | 0.55 |
| 1:y:151:LYS:O | 1:y:155:ILE:HG23 | 2.07 | 0.55 |
| 1:3:151:LYS:O | 1:3:155:ILE:HG23 | 2.07 | 0.55 |
| 1:B:151:LYS:O | 1:B:155:ILE:HG23 | 2.07 | 0.55 |
| 1:L:151:LYS:O | 1:L:155:ILE:HG23 | 2.07 | 0.55 |
| 1:4:151:LYS:O | 1:4:155:ILE:HG23 | 2.07 | 0.55 |
| 1:7:151:LYS:O | 1:7:155:ILE:HG23 | 2.07 | 0.55 |
| 1:D:151:LYS:O | 1:D:155:ILE:HG23 | 2.07 | 0.55 |
| 1:Q:151:LYS:O | 1:Q:155:ILE:HG23 | 2.07 | 0.55 |
| 1:t:151:LYS:O | 1:t:155:ILE:HG23 | 2.07 | 0.55 |
| 1:R:151:LYS:O | 1:R:155:ILE:HG23 | 2.07 | 0.55 |
| 1:V:151:LYS:O | 1:V:155:ILE:HG23 | 2.07 | 0.55 |
| 1:b:151:LYS:O | 1:b:155:ILE:HG23 | 2.07 | 0.55 |
| 1:l:151:LYS:O | 1:l:155:ILE:HG23 | 2.07 | 0.54 |
| 1:J:151:LYS:O | 1:J:155:ILE:HG23 | 2.07 | 0.54 |
| 1:P:151:LYS:O | 1:P:155:ILE:HG23 | 2.07 | 0.54 |
| 1:X:151:LYS:O | 1:X:155:ILE:HG23 | 2.07 | 0.54 |
| 1:n:151:LYS:O | 1:n:155:ILE:HG23 | 2.07 | 0.54 |
| 1:p:151:LYS:O | 1:p:155:ILE:HG23 | 2.07 | 0.54 |
| 1:u:151:LYS:O | 1:u:155:ILE:HG23 | 2.07 | 0.54 |

Continued on next page...

Continued from previous page...

| Atom-1 | Atom-2 | Interatomic distance (Å) | Clash overlap (Å) |
|---------------|------------------|--------------------------|-------------------|
| 1:N:151:LYS:O | 1:N:155:ILE:HG23 | 2.07 | 0.54 |
| 1:f:151:LYS:O | 1:f:155:ILE:HG23 | 2.07 | 0.54 |
| 1:m:151:LYS:O | 1:m:155:ILE:HG23 | 2.07 | 0.54 |
| 1:s:151:LYS:O | 1:s:155:ILE:HG23 | 2.07 | 0.54 |
| 1:i:151:LYS:O | 1:i:155:ILE:HG23 | 2.07 | 0.54 |
| 1:W:151:LYS:O | 1:W:155:ILE:HG23 | 2.07 | 0.54 |
| 1:Y:151:LYS:O | 1:Y:155:ILE:HG23 | 2.07 | 0.54 |
| 1:v:151:LYS:O | 1:v:155:ILE:HG23 | 2.07 | 0.54 |
| 1:w:151:LYS:O | 1:w:155:ILE:HG23 | 2.07 | 0.54 |
| 1:z:151:LYS:O | 1:z:155:ILE:HG23 | 2.07 | 0.54 |
| 1:l:151:LYS:O | 1:l:155:ILE:HG23 | 2.07 | 0.54 |
| 1:A:151:LYS:O | 1:A:155:ILE:HG23 | 2.07 | 0.54 |
| 1:G:151:LYS:O | 1:G:155:ILE:HG23 | 2.07 | 0.54 |
| 1:K:151:LYS:O | 1:K:155:ILE:HG23 | 2.07 | 0.54 |
| 1:O:151:LYS:O | 1:O:155:ILE:HG23 | 2.07 | 0.54 |
| 1:e:151:LYS:O | 1:e:155:ILE:HG23 | 2.07 | 0.54 |
| 1:U:151:LYS:O | 1:U:155:ILE:HG23 | 2.07 | 0.54 |
| 1:c:151:LYS:O | 1:c:155:ILE:HG23 | 2.07 | 0.54 |
| 1:h:151:LYS:O | 1:h:155:ILE:HG23 | 2.07 | 0.54 |
| 1:E:151:LYS:O | 1:E:155:ILE:HG23 | 2.07 | 0.54 |
| 1:H:151:LYS:O | 1:H:155:ILE:HG23 | 2.07 | 0.54 |
| 1:2:151:LYS:O | 1:2:155:ILE:HG23 | 2.07 | 0.53 |
| 1:6:151:LYS:O | 1:6:155:ILE:HG23 | 2.07 | 0.53 |
| 1:F:151:LYS:O | 1:F:155:ILE:HG23 | 2.07 | 0.53 |
| 1:T:151:LYS:O | 1:T:155:ILE:HG23 | 2.07 | 0.53 |
| 1:5:151:LYS:O | 1:5:155:ILE:HG23 | 2.07 | 0.53 |
| 1:d:151:LYS:O | 1:d:155:ILE:HG23 | 2.07 | 0.53 |
| 1:g:151:LYS:O | 1:g:155:ILE:HG23 | 2.07 | 0.53 |
| 1:I:151:LYS:O | 1:I:155:ILE:HG23 | 2.07 | 0.53 |
| 1:q:151:LYS:O | 1:q:155:ILE:HG23 | 2.07 | 0.53 |
| 1:S:151:LYS:O | 1:S:155:ILE:HG23 | 2.07 | 0.53 |
| 1:r:151:LYS:O | 1:r:155:ILE:HG23 | 2.07 | 0.53 |
| 1:D:205:VAL:O | 1:D:209:LEU:HD23 | 2.10 | 0.52 |
| 1:L:205:VAL:O | 1:L:209:LEU:HD23 | 2.10 | 0.52 |
| 1:b:205:VAL:O | 1:b:209:LEU:HD23 | 2.10 | 0.52 |
| 1:s:205:VAL:O | 1:s:209:LEU:HD23 | 2.10 | 0.52 |
| 1:3:205:VAL:O | 1:3:209:LEU:HD23 | 2.10 | 0.52 |
| 1:U:205:VAL:O | 1:U:209:LEU:HD23 | 2.10 | 0.52 |
| 1:a:205:VAL:O | 1:a:209:LEU:HD23 | 2.10 | 0.52 |
| 1:j:205:VAL:O | 1:j:209:LEU:HD23 | 2.10 | 0.52 |
| 1:k:205:VAL:O | 1:k:209:LEU:HD23 | 2.10 | 0.52 |

Continued on next page...

Continued from previous page...

| Atom-1 | Atom-2 | Interatomic distance (Å) | Clash overlap (Å) |
|---------------|------------------|--------------------------|-------------------|
| 1:o:205:VAL:O | 1:o:209:LEU:HD23 | 2.10 | 0.52 |
| 1:4:205:VAL:O | 1:4:209:LEU:HD23 | 2.10 | 0.52 |
| 1:0:205:VAL:O | 1:0:209:LEU:HD23 | 2.10 | 0.52 |
| 1:C:205:VAL:O | 1:C:209:LEU:HD23 | 2.10 | 0.52 |
| 1:M:205:VAL:O | 1:M:209:LEU:HD23 | 2.10 | 0.52 |
| 1:Q:205:VAL:O | 1:Q:209:LEU:HD23 | 2.10 | 0.52 |
| 1:e:205:VAL:O | 1:e:209:LEU:HD23 | 2.10 | 0.52 |
| 1:t:205:VAL:O | 1:t:209:LEU:HD23 | 2.10 | 0.52 |
| 1:z:205:VAL:O | 1:z:209:LEU:HD23 | 2.10 | 0.52 |
| 1:2:205:VAL:O | 1:2:209:LEU:HD23 | 2.10 | 0.52 |
| 1:V:205:VAL:O | 1:V:209:LEU:HD23 | 2.10 | 0.52 |
| 1:d:205:VAL:O | 1:d:209:LEU:HD23 | 2.10 | 0.52 |
| 1:y:205:VAL:O | 1:y:209:LEU:HD23 | 2.10 | 0.52 |
| 1:K:205:VAL:O | 1:K:209:LEU:HD23 | 2.09 | 0.52 |
| 1:R:205:VAL:O | 1:R:209:LEU:HD23 | 2.10 | 0.52 |
| 1:p:205:VAL:O | 1:p:209:LEU:HD23 | 2.10 | 0.52 |
| 1:7:205:VAL:O | 1:7:209:LEU:HD23 | 2.09 | 0.52 |
| 1:B:205:VAL:O | 1:B:209:LEU:HD23 | 2.10 | 0.52 |
| 1:S:205:VAL:O | 1:S:209:LEU:HD23 | 2.10 | 0.52 |
| 1:r:205:VAL:O | 1:r:209:LEU:HD23 | 2.09 | 0.52 |
| 1:F:205:VAL:O | 1:F:209:LEU:HD23 | 2.10 | 0.52 |
| 1:G:205:VAL:O | 1:G:209:LEU:HD23 | 2.10 | 0.52 |
| 1:T:205:VAL:O | 1:T:209:LEU:HD23 | 2.10 | 0.52 |
| 1:f:205:VAL:O | 1:f:209:LEU:HD23 | 2.10 | 0.52 |
| 1:i:205:VAL:O | 1:i:209:LEU:HD23 | 2.10 | 0.52 |
| 1:1:205:VAL:O | 1:1:209:LEU:HD23 | 2.10 | 0.52 |
| 1:E:205:VAL:O | 1:E:209:LEU:HD23 | 2.10 | 0.52 |
| 1:N:205:VAL:O | 1:N:209:LEU:HD23 | 2.10 | 0.52 |
| 1:c:205:VAL:O | 1:c:209:LEU:HD23 | 2.10 | 0.52 |
| 1:l:205:VAL:O | 1:l:209:LEU:HD23 | 2.10 | 0.52 |
| 1:q:205:VAL:O | 1:q:209:LEU:HD23 | 2.10 | 0.52 |
| 1:Z:205:VAL:O | 1:Z:209:LEU:HD23 | 2.10 | 0.52 |
| 1:I:205:VAL:O | 1:I:209:LEU:HD23 | 2.10 | 0.52 |
| 1:P:205:VAL:O | 1:P:209:LEU:HD23 | 2.10 | 0.52 |
| 1:n:205:VAL:O | 1:n:209:LEU:HD23 | 2.10 | 0.52 |
| 1:u:205:VAL:O | 1:u:209:LEU:HD23 | 2.10 | 0.52 |
| 1:x:205:VAL:O | 1:x:209:LEU:HD23 | 2.10 | 0.52 |
| 1:W:205:VAL:O | 1:W:209:LEU:HD23 | 2.10 | 0.51 |
| 1:g:205:VAL:O | 1:g:209:LEU:HD23 | 2.10 | 0.51 |
| 1:J:205:VAL:O | 1:J:209:LEU:HD23 | 2.10 | 0.51 |
| 1:m:205:VAL:O | 1:m:209:LEU:HD23 | 2.10 | 0.51 |

Continued on next page...

Continued from previous page...

| Atom-1 | Atom-2 | Interatomic distance (Å) | Clash overlap (Å) |
|---------------|------------------|--------------------------|-------------------|
| 1:O:205:VAL:O | 1:O:209:LEU:HD23 | 2.10 | 0.51 |
| 1:5:205:VAL:O | 1:5:209:LEU:HD23 | 2.10 | 0.51 |
| 1:6:132:LEU:O | 1:6:136:LYS:HG2 | 2.11 | 0.51 |
| 1:6:205:VAL:O | 1:6:209:LEU:HD23 | 2.10 | 0.51 |
| 1:h:205:VAL:O | 1:h:209:LEU:HD23 | 2.10 | 0.51 |
| 1:7:132:LEU:O | 1:7:136:LYS:HG2 | 2.11 | 0.51 |
| 1:A:132:LEU:O | 1:A:136:LYS:HG2 | 2.11 | 0.51 |
| 1:H:132:LEU:O | 1:H:136:LYS:HG2 | 2.11 | 0.51 |
| 1:J:132:LEU:O | 1:J:136:LYS:HG2 | 2.11 | 0.51 |
| 1:N:132:LEU:O | 1:N:136:LYS:HG2 | 2.11 | 0.51 |
| 1:R:132:LEU:O | 1:R:136:LYS:HG2 | 2.11 | 0.51 |
| 1:X:205:VAL:O | 1:X:209:LEU:HD23 | 2.10 | 0.51 |
| 1:h:132:LEU:O | 1:h:136:LYS:HG2 | 2.11 | 0.51 |
| 1:l:132:LEU:O | 1:l:136:LYS:HG2 | 2.11 | 0.51 |
| 1:2:132:LEU:O | 1:2:136:LYS:HG2 | 2.11 | 0.51 |
| 1:3:132:LEU:O | 1:3:136:LYS:HG2 | 2.11 | 0.51 |
| 1:B:132:LEU:O | 1:B:136:LYS:HG2 | 2.11 | 0.51 |
| 1:D:132:LEU:O | 1:D:136:LYS:HG2 | 2.11 | 0.51 |
| 1:E:132:LEU:O | 1:E:136:LYS:HG2 | 2.11 | 0.51 |
| 1:H:205:VAL:O | 1:H:209:LEU:HD23 | 2.10 | 0.51 |
| 1:L:132:LEU:O | 1:L:136:LYS:HG2 | 2.11 | 0.51 |
| 1:Y:132:LEU:O | 1:Y:136:LYS:HG2 | 2.11 | 0.51 |
| 1:b:132:LEU:O | 1:b:136:LYS:HG2 | 2.11 | 0.51 |
| 1:d:132:LEU:O | 1:d:136:LYS:HG2 | 2.11 | 0.51 |
| 1:f:132:LEU:O | 1:f:136:LYS:HG2 | 2.11 | 0.51 |
| 1:p:132:LEU:O | 1:p:136:LYS:HG2 | 2.11 | 0.51 |
| 1:q:132:LEU:O | 1:q:136:LYS:HG2 | 2.11 | 0.51 |
| 1:s:132:LEU:O | 1:s:136:LYS:HG2 | 2.11 | 0.51 |
| 1:v:205:VAL:O | 1:v:209:LEU:HD23 | 2.10 | 0.51 |
| 1:A:205:VAL:O | 1:A:209:LEU:HD23 | 2.10 | 0.51 |
| 1:F:132:LEU:O | 1:F:136:LYS:HG2 | 2.11 | 0.51 |
| 1:V:132:LEU:O | 1:V:136:LYS:HG2 | 2.11 | 0.51 |
| 1:w:132:LEU:O | 1:w:136:LYS:HG2 | 2.11 | 0.51 |
| 1:4:132:LEU:O | 1:4:136:LYS:HG2 | 2.11 | 0.51 |
| 1:I:132:LEU:O | 1:I:136:LYS:HG2 | 2.11 | 0.51 |
| 1:c:132:LEU:O | 1:c:136:LYS:HG2 | 2.11 | 0.51 |
| 1:i:132:LEU:O | 1:i:136:LYS:HG2 | 2.11 | 0.51 |
| 1:u:132:LEU:O | 1:u:136:LYS:HG2 | 2.11 | 0.51 |
| 1:P:132:LEU:O | 1:P:136:LYS:HG2 | 2.11 | 0.51 |
| 1:S:132:LEU:O | 1:S:136:LYS:HG2 | 2.11 | 0.51 |
| 1:U:132:LEU:O | 1:U:136:LYS:HG2 | 2.11 | 0.51 |

Continued on next page...

Continued from previous page...

| Atom-1 | Atom-2 | Interatomic distance (Å) | Clash overlap (Å) |
|---------------|------------------|--------------------------|-------------------|
| 1:Z:132:LEU:O | 1:Z:136:LYS:HG2 | 2.11 | 0.51 |
| 1:e:132:LEU:O | 1:e:136:LYS:HG2 | 2.11 | 0.51 |
| 1:j:132:LEU:O | 1:j:136:LYS:HG2 | 2.11 | 0.51 |
| 1:o:132:LEU:O | 1:o:136:LYS:HG2 | 2.11 | 0.51 |
| 1:w:205:VAL:O | 1:w:209:LEU:HD23 | 2.10 | 0.51 |
| 1:y:132:LEU:O | 1:y:136:LYS:HG2 | 2.11 | 0.51 |
| 1:1:132:LEU:O | 1:1:136:LYS:HG2 | 2.11 | 0.50 |
| 1:Y:205:VAL:O | 1:Y:209:LEU:HD23 | 2.10 | 0.50 |
| 1:t:132:LEU:O | 1:t:136:LYS:HG2 | 2.11 | 0.50 |
| 1:W:132:LEU:O | 1:W:136:LYS:HG2 | 2.11 | 0.50 |
| 1:m:132:LEU:O | 1:m:136:LYS:HG2 | 2.11 | 0.50 |
| 1:x:132:LEU:O | 1:x:136:LYS:HG2 | 2.11 | 0.50 |
| 1:z:132:LEU:O | 1:z:136:LYS:HG2 | 2.11 | 0.50 |
| 1:g:132:LEU:O | 1:g:136:LYS:HG2 | 2.11 | 0.50 |
| 1:0:132:LEU:O | 1:0:136:LYS:HG2 | 2.11 | 0.50 |
| 1:n:132:LEU:O | 1:n:136:LYS:HG2 | 2.11 | 0.50 |
| 1:5:132:LEU:O | 1:5:136:LYS:HG2 | 2.11 | 0.50 |
| 1:G:132:LEU:O | 1:G:136:LYS:HG2 | 2.11 | 0.50 |
| 1:M:132:LEU:O | 1:M:136:LYS:HG2 | 2.11 | 0.50 |
| 1:O:132:LEU:O | 1:O:136:LYS:HG2 | 2.11 | 0.50 |
| 1:Q:132:LEU:O | 1:Q:136:LYS:HG2 | 2.11 | 0.50 |
| 1:T:132:LEU:O | 1:T:136:LYS:HG2 | 2.11 | 0.50 |
| 1:X:132:LEU:O | 1:X:136:LYS:HG2 | 2.11 | 0.50 |
| 1:k:132:LEU:O | 1:k:136:LYS:HG2 | 2.11 | 0.50 |
| 1:K:132:LEU:O | 1:K:136:LYS:HG2 | 2.11 | 0.50 |
| 1:a:132:LEU:O | 1:a:136:LYS:HG2 | 2.11 | 0.50 |
| 1:v:132:LEU:O | 1:v:136:LYS:HG2 | 2.11 | 0.50 |
| 1:r:132:LEU:O | 1:r:136:LYS:HG2 | 2.11 | 0.49 |
| 1:C:132:LEU:O | 1:C:136:LYS:HG2 | 2.11 | 0.49 |
| 1:0:159:LEU:O | 1:0:163:SER:HB2 | 2.16 | 0.46 |
| 1:4:159:LEU:O | 1:4:163:SER:HB2 | 2.16 | 0.46 |
| 1:G:159:LEU:O | 1:G:163:SER:HB2 | 2.16 | 0.46 |
| 1:f:159:LEU:O | 1:f:163:SER:HB2 | 2.16 | 0.46 |
| 1:p:159:LEU:O | 1:p:163:SER:HB2 | 2.16 | 0.46 |
| 1:C:159:LEU:O | 1:C:163:SER:HB2 | 2.16 | 0.46 |
| 1:R:159:LEU:O | 1:R:163:SER:HB2 | 2.16 | 0.46 |
| 1:U:159:LEU:O | 1:U:163:SER:HB2 | 2.16 | 0.46 |
| 1:j:159:LEU:O | 1:j:163:SER:HB2 | 2.16 | 0.46 |
| 1:t:159:LEU:O | 1:t:163:SER:HB2 | 2.16 | 0.46 |
| 1:x:159:LEU:O | 1:x:163:SER:HB2 | 2.16 | 0.46 |
| 1:Q:159:LEU:O | 1:Q:163:SER:HB2 | 2.16 | 0.46 |

Continued on next page...

Continued from previous page...

| Atom-1 | Atom-2 | Interatomic distance (Å) | Clash overlap (Å) |
|----------------|------------------|--------------------------|-------------------|
| 1:V:159:LEU:O | 1:V:163:SER:HB2 | 2.16 | 0.46 |
| 1:e:159:LEU:O | 1:e:163:SER:HB2 | 2.16 | 0.46 |
| 1:K:159:LEU:O | 1:K:163:SER:HB2 | 2.16 | 0.46 |
| 1:L:159:LEU:O | 1:L:163:SER:HB2 | 2.16 | 0.46 |
| 1:M:159:LEU:O | 1:M:163:SER:HB2 | 2.16 | 0.46 |
| 1:n:159:LEU:O | 1:n:163:SER:HB2 | 2.16 | 0.46 |
| 1:s:159:LEU:O | 1:s:163:SER:HB2 | 2.16 | 0.46 |
| 1:1:159:LEU:O | 1:1:163:SER:HB2 | 2.16 | 0.46 |
| 1:2:159:LEU:O | 1:2:163:SER:HB2 | 2.16 | 0.46 |
| 1:H:159:LEU:O | 1:H:163:SER:HB2 | 2.16 | 0.46 |
| 1:b:159:LEU:O | 1:b:163:SER:HB2 | 2.16 | 0.46 |
| 1:c:159:LEU:O | 1:c:163:SER:HB2 | 2.16 | 0.46 |
| 1:i:159:LEU:O | 1:i:163:SER:HB2 | 2.16 | 0.46 |
| 1:Z:159:LEU:O | 1:Z:163:SER:HB2 | 2.16 | 0.46 |
| 1:a:159:LEU:O | 1:a:163:SER:HB2 | 2.16 | 0.46 |
| 1:o:159:LEU:O | 1:o:163:SER:HB2 | 2.16 | 0.46 |
| 1:z:159:LEU:O | 1:z:163:SER:HB2 | 2.16 | 0.46 |
| 1:E:159:LEU:O | 1:E:163:SER:HB2 | 2.16 | 0.45 |
| 1:Y:159:LEU:O | 1:Y:163:SER:HB2 | 2.16 | 0.45 |
| 1:5:115:VAL:HA | 1:5:118:VAL:HG12 | 1.99 | 0.45 |
| 1:A:159:LEU:O | 1:A:163:SER:HB2 | 2.16 | 0.45 |
| 1:D:159:LEU:O | 1:D:163:SER:HB2 | 2.16 | 0.45 |
| 1:I:115:VAL:HA | 1:I:118:VAL:HG12 | 1.99 | 0.45 |
| 1:J:115:VAL:HA | 1:J:118:VAL:HG12 | 1.98 | 0.45 |
| 1:X:115:VAL:HA | 1:X:118:VAL:HG12 | 1.98 | 0.45 |
| 1:g:115:VAL:HA | 1:g:118:VAL:HG12 | 1.99 | 0.45 |
| 1:7:159:LEU:O | 1:7:163:SER:HB2 | 2.16 | 0.45 |
| 1:I:159:LEU:O | 1:I:163:SER:HB2 | 2.16 | 0.45 |
| 1:T:159:LEU:O | 1:T:163:SER:HB2 | 2.16 | 0.45 |
| 1:W:159:LEU:O | 1:W:163:SER:HB2 | 2.16 | 0.45 |
| 1:l:159:LEU:O | 1:l:163:SER:HB2 | 2.16 | 0.45 |
| 1:p:115:VAL:HA | 1:p:118:VAL:HG12 | 1.98 | 0.45 |
| 1:r:159:LEU:O | 1:r:163:SER:HB2 | 2.16 | 0.45 |
| 1:w:159:LEU:O | 1:w:163:SER:HB2 | 2.16 | 0.45 |
| 1:y:159:LEU:O | 1:y:163:SER:HB2 | 2.16 | 0.45 |
| 1:3:159:LEU:O | 1:3:163:SER:HB2 | 2.16 | 0.45 |
| 1:W:115:VAL:HA | 1:W:118:VAL:HG12 | 1.98 | 0.45 |
| 1:h:115:VAL:HA | 1:h:118:VAL:HG12 | 1.99 | 0.45 |
| 1:k:159:LEU:O | 1:k:163:SER:HB2 | 2.16 | 0.45 |
| 1:v:115:VAL:HA | 1:v:118:VAL:HG12 | 1.99 | 0.45 |
| 1:6:159:LEU:O | 1:6:163:SER:HB2 | 2.16 | 0.45 |

Continued on next page...

Continued from previous page...

| Atom-1 | Atom-2 | Interatomic distance (Å) | Clash overlap (Å) |
|-----------------|------------------|--------------------------|-------------------|
| 1:N:159:LEU:O | 1:N:163:SER:HB2 | 2.16 | 0.45 |
| 1:R:115:VAL:HA | 1:R:118:VAL:HG12 | 1.98 | 0.45 |
| 1:S:115:VAL:HA | 1:S:118:VAL:HG12 | 1.98 | 0.45 |
| 1:d:159:LEU:O | 1:d:163:SER:HB2 | 2.16 | 0.45 |
| 1:q:115:VAL:HA | 1:q:118:VAL:HG12 | 1.99 | 0.45 |
| 1:u:115:VAL:HA | 1:u:118:VAL:HG12 | 1.99 | 0.45 |
| 1:4:115:VAL:HA | 1:4:118:VAL:HG12 | 1.99 | 0.45 |
| 1:6:115:VAL:HA | 1:6:118:VAL:HG12 | 1.99 | 0.45 |
| 1:P:159:LEU:O | 1:P:163:SER:HB2 | 2.16 | 0.45 |
| 1:S:159:LEU:O | 1:S:163:SER:HB2 | 2.16 | 0.45 |
| 1:V:150:GLN:NE2 | 1:a:174:LYS:HD2 | 2.32 | 0.45 |
| 1:h:159:LEU:O | 1:h:163:SER:HB2 | 2.16 | 0.45 |
| 1:m:159:LEU:O | 1:m:163:SER:HB2 | 2.16 | 0.45 |
| 1:q:159:LEU:O | 1:q:163:SER:HB2 | 2.16 | 0.45 |
| 1:v:159:LEU:O | 1:v:163:SER:HB2 | 2.16 | 0.45 |
| 1:4:174:LYS:HD2 | 1:y:150:GLN:NE2 | 2.32 | 0.45 |
| 1:A:115:VAL:HA | 1:A:118:VAL:HG12 | 1.98 | 0.45 |
| 1:B:159:LEU:O | 1:B:163:SER:HB2 | 2.16 | 0.45 |
| 1:J:159:LEU:O | 1:J:163:SER:HB2 | 2.16 | 0.45 |
| 1:O:115:VAL:HA | 1:O:118:VAL:HG12 | 1.98 | 0.45 |
| 1:O:159:LEU:O | 1:O:163:SER:HB2 | 2.16 | 0.45 |
| 1:f:115:VAL:HA | 1:f:118:VAL:HG12 | 1.99 | 0.45 |
| 1:t:150:GLN:NE2 | 1:y:174:LYS:HD2 | 2.32 | 0.45 |
| 1:H:115:VAL:HA | 1:H:118:VAL:HG12 | 1.98 | 0.45 |
| 1:N:115:VAL:HA | 1:N:118:VAL:HG12 | 1.98 | 0.45 |
| 1:R:150:GLN:NE2 | 1:W:174:LYS:HD2 | 2.32 | 0.45 |
| 1:F:159:LEU:O | 1:F:163:SER:HB2 | 2.16 | 0.45 |
| 1:X:159:LEU:O | 1:X:163:SER:HB2 | 2.16 | 0.45 |
| 1:Y:115:VAL:HA | 1:Y:118:VAL:HG12 | 1.98 | 0.45 |
| 1:f:150:GLN:NE2 | 1:k:174:LYS:HD2 | 2.32 | 0.45 |
| 1:g:159:LEU:O | 1:g:163:SER:HB2 | 2.16 | 0.45 |
| 1:l:115:VAL:HA | 1:l:118:VAL:HG12 | 1.98 | 0.45 |
| 1:3:150:GLN:NE2 | 1:0:174:LYS:HD2 | 2.32 | 0.45 |
| 1:3:174:LYS:HD2 | 1:x:150:GLN:NE2 | 2.32 | 0.45 |
| 1:Q:150:GLN:NE2 | 1:V:174:LYS:HD2 | 2.32 | 0.45 |
| 1:W:150:GLN:NE2 | 1:b:174:LYS:HD2 | 2.32 | 0.45 |
| 1:a:150:GLN:NE2 | 1:f:174:LYS:HD2 | 2.32 | 0.45 |
| 1:k:150:GLN:NE2 | 1:p:174:LYS:HD2 | 2.32 | 0.45 |
| 1:o:150:GLN:NE2 | 1:t:174:LYS:HD2 | 2.32 | 0.45 |
| 1:z:115:VAL:HA | 1:z:118:VAL:HG12 | 1.98 | 0.45 |
| 1:m:115:VAL:HA | 1:m:118:VAL:HG12 | 1.99 | 0.44 |

Continued on next page...

Continued from previous page...

| Atom-1 | Atom-2 | Interatomic distance (Å) | Clash overlap (Å) |
|-----------------|------------------|--------------------------|-------------------|
| 1:u:159:LEU:O | 1:u:163:SER:HB2 | 2.16 | 0.44 |
| 1:M:150:GLN:NE2 | 1:R:174:LYS:HD2 | 2.32 | 0.44 |
| 1:p:150:GLN:NE2 | 1:u:174:LYS:HD2 | 2.32 | 0.44 |
| 1:u:150:GLN:NE2 | 1:z:174:LYS:HD2 | 2.32 | 0.44 |
| 1:w:115:VAL:HA | 1:w:118:VAL:HG12 | 1.99 | 0.44 |
| 1:C:150:GLN:NE2 | 1:H:174:LYS:HD2 | 2.32 | 0.44 |
| 1:O:150:GLN:NE2 | 1:T:174:LYS:HD2 | 2.32 | 0.44 |
| 1:b:115:VAL:HA | 1:b:118:VAL:HG12 | 1.98 | 0.44 |
| 1:m:150:GLN:NE2 | 1:r:174:LYS:HD2 | 2.32 | 0.44 |
| 1:s:150:GLN:NE2 | 1:x:174:LYS:HD2 | 2.32 | 0.44 |
| 1:y:115:VAL:HA | 1:y:118:VAL:HG12 | 1.98 | 0.44 |
| 1:5:159:LEU:O | 1:5:163:SER:HB2 | 2.16 | 0.44 |
| 1:E:150:GLN:NE2 | 1:J:174:LYS:HD2 | 2.32 | 0.44 |
| 1:J:150:GLN:NE2 | 1:O:174:LYS:HD2 | 2.32 | 0.44 |
| 1:T:150:GLN:NE2 | 1:Y:174:LYS:HD2 | 2.32 | 0.44 |
| 1:c:150:GLN:NE2 | 1:h:174:LYS:HD2 | 2.32 | 0.44 |
| 1:h:150:GLN:NE2 | 1:m:174:LYS:HD2 | 2.32 | 0.44 |
| 1:j:150:GLN:NE2 | 1:o:174:LYS:HD2 | 2.32 | 0.44 |
| 1:o:115:VAL:HA | 1:o:118:VAL:HG12 | 1.99 | 0.44 |
| 1:r:150:GLN:NE2 | 1:w:174:LYS:HD2 | 2.32 | 0.44 |
| 1:2:174:LYS:HD2 | 1:w:150:GLN:NE2 | 2.32 | 0.44 |
| 1:5:174:LYS:HD2 | 1:z:150:GLN:NE2 | 2.32 | 0.44 |
| 1:A:150:GLN:NE2 | 1:F:174:LYS:HD2 | 2.32 | 0.44 |
| 1:B:115:VAL:HA | 1:B:118:VAL:HG12 | 1.98 | 0.44 |
| 1:G:115:VAL:HA | 1:G:118:VAL:HG12 | 1.98 | 0.44 |
| 1:Y:150:GLN:NE2 | 1:d:174:LYS:HD2 | 2.32 | 0.44 |
| 1:Z:150:GLN:NE2 | 1:e:174:LYS:HD2 | 2.32 | 0.44 |
| 1:a:115:VAL:HA | 1:a:118:VAL:HG12 | 1.98 | 0.44 |
| 1:b:150:GLN:NE2 | 1:g:174:LYS:HD2 | 2.32 | 0.44 |
| 1:e:115:VAL:HA | 1:e:118:VAL:HG12 | 1.98 | 0.44 |
| 1:2:150:GLN:NE2 | 1:7:174:LYS:HD2 | 2.32 | 0.44 |
| 1:7:56:SER:HA | 1:x:172:GLU:OE2 | 2.18 | 0.44 |
| 1:C:172:GLU:OE2 | 1:L:56:SER:HA | 2.18 | 0.44 |
| 1:D:115:VAL:HA | 1:D:118:VAL:HG12 | 1.99 | 0.44 |
| 1:I:150:GLN:NE2 | 1:N:174:LYS:HD2 | 2.32 | 0.44 |
| 1:N:151:LYS:O | 1:N:155:ILE:HG12 | 2.18 | 0.44 |
| 1:Q:115:VAL:HA | 1:Q:118:VAL:HG12 | 1.98 | 0.44 |
| 1:R:172:GLU:OE2 | 1:a:56:SER:HA | 2.18 | 0.44 |
| 1:T:115:VAL:HA | 1:T:118:VAL:HG12 | 1.99 | 0.44 |
| 1:U:150:GLN:NE2 | 1:Z:174:LYS:HD2 | 2.32 | 0.44 |
| 1:V:172:GLU:OE2 | 1:e:56:SER:HA | 2.18 | 0.44 |

Continued on next page...

Continued from previous page...

| Atom-1 | Atom-2 | Interatomic distance (Å) | Clash overlap (Å) |
|-----------------|------------------|--------------------------|-------------------|
| 1:Z:115:VAL:HA | 1:Z:118:VAL:HG12 | 1.98 | 0.44 |
| 1:i:172:GLU:OE2 | 1:r:56:SER:HA | 2.18 | 0.44 |
| 1:1:115:VAL:HA | 1:1:118:VAL:HG12 | 1.99 | 0.44 |
| 1:3:115:VAL:HA | 1:3:118:VAL:HG12 | 1.98 | 0.44 |
| 1:G:150:GLN:NE2 | 1:L:174:LYS:HD2 | 2.32 | 0.44 |
| 1:L:115:VAL:HA | 1:L:118:VAL:HG12 | 1.98 | 0.44 |
| 1:L:150:GLN:NE2 | 1:Q:174:LYS:HD2 | 2.32 | 0.44 |
| 1:M:115:VAL:HA | 1:M:118:VAL:HG12 | 1.98 | 0.44 |
| 1:P:172:GLU:OE2 | 1:Y:56:SER:HA | 2.18 | 0.44 |
| 1:W:151:LYS:O | 1:W:155:ILE:HG12 | 2.18 | 0.44 |
| 1:c:115:VAL:HA | 1:c:118:VAL:HG12 | 1.98 | 0.44 |
| 1:e:172:GLU:OE2 | 1:n:56:SER:HA | 2.18 | 0.44 |
| 1:k:115:VAL:HA | 1:k:118:VAL:HG12 | 1.99 | 0.44 |
| 1:k:172:GLU:OE2 | 1:t:56:SER:HA | 2.18 | 0.44 |
| 1:l:151:LYS:O | 1:l:155:ILE:HG12 | 2.18 | 0.44 |
| 1:r:115:VAL:HA | 1:r:118:VAL:HG12 | 1.99 | 0.44 |
| 1:7:115:VAL:HA | 1:7:118:VAL:HG12 | 1.99 | 0.44 |
| 1:B:150:GLN:NE2 | 1:G:174:LYS:HD2 | 2.32 | 0.44 |
| 1:D:150:GLN:NE2 | 1:I:174:LYS:HD2 | 2.32 | 0.44 |
| 1:E:115:VAL:HA | 1:E:118:VAL:HG12 | 1.99 | 0.44 |
| 1:E:151:LYS:O | 1:E:155:ILE:HG12 | 2.18 | 0.44 |
| 1:F:150:GLN:NE2 | 1:K:174:LYS:HD2 | 2.32 | 0.44 |
| 1:G:172:GLU:OE2 | 1:P:56:SER:HA | 2.18 | 0.44 |
| 1:K:115:VAL:HA | 1:K:118:VAL:HG12 | 1.99 | 0.44 |
| 1:P:115:VAL:HA | 1:P:118:VAL:HG12 | 1.99 | 0.44 |
| 1:U:115:VAL:HA | 1:U:118:VAL:HG12 | 1.98 | 0.44 |
| 1:V:115:VAL:HA | 1:V:118:VAL:HG12 | 1.98 | 0.44 |
| 1:X:150:GLN:NE2 | 1:c:174:LYS:HD2 | 2.32 | 0.44 |
| 1:d:150:GLN:NE2 | 1:i:174:LYS:HD2 | 2.32 | 0.44 |
| 1:e:150:GLN:NE2 | 1:j:174:LYS:HD2 | 2.32 | 0.44 |
| 1:j:115:VAL:HA | 1:j:118:VAL:HG12 | 1.99 | 0.44 |
| 1:n:150:GLN:NE2 | 1:s:174:LYS:HD2 | 2.32 | 0.44 |
| 1:o:172:GLU:OE2 | 1:x:56:SER:HA | 2.18 | 0.44 |
| 1:t:115:VAL:HA | 1:t:118:VAL:HG12 | 1.98 | 0.44 |
| 1:u:151:LYS:O | 1:u:155:ILE:HG12 | 2.18 | 0.44 |
| 1:x:115:VAL:HA | 1:x:118:VAL:HG12 | 1.98 | 0.44 |
| 1:C:115:VAL:HA | 1:C:118:VAL:HG12 | 1.98 | 0.44 |
| 1:K:172:GLU:OE2 | 1:T:56:SER:HA | 2.18 | 0.44 |
| 1:L:172:GLU:OE2 | 1:U:56:SER:HA | 2.18 | 0.44 |
| 1:M:139:TYR:OH | 1:R:168:PHE:CE1 | 2.70 | 0.44 |
| 1:N:150:GLN:NE2 | 1:S:174:LYS:HD2 | 2.32 | 0.44 |

Continued on next page...

Continued from previous page...

| Atom-1 | Atom-2 | Interatomic distance (Å) | Clash overlap (Å) |
|-----------------|------------------|--------------------------|-------------------|
| 1:a:139:TYR:OH | 1:f:168:PHE:CE1 | 2.70 | 0.44 |
| 1:g:139:TYR:OH | 1:l:168:PHE:CE1 | 2.70 | 0.44 |
| 1:i:115:VAL:HA | 1:i:118:VAL:HG12 | 1.98 | 0.44 |
| 1:l:172:GLU:OE2 | 1:u:56:SER:HA | 2.18 | 0.44 |
| 1:p:172:GLU:OE2 | 1:y:56:SER:HA | 2.18 | 0.44 |
| 1:q:150:GLN:NE2 | 1:v:174:LYS:HD2 | 2.32 | 0.44 |
| 1:s:115:VAL:HA | 1:s:118:VAL:HG12 | 1.99 | 0.44 |
| 1:2:115:VAL:HA | 1:2:118:VAL:HG12 | 1.98 | 0.43 |
| 1:3:56:SER:HA | 1:t:172:GLU:OE2 | 2.18 | 0.43 |
| 1:4:151:LYS:O | 1:4:155:ILE:HG12 | 2.18 | 0.43 |
| 1:0:115:VAL:HA | 1:0:118:VAL:HG12 | 1.98 | 0.43 |
| 1:F:115:VAL:HA | 1:F:118:VAL:HG12 | 1.99 | 0.43 |
| 1:N:172:GLU:OE2 | 1:W:56:SER:HA | 2.18 | 0.43 |
| 1:O:172:GLU:OE2 | 1:X:56:SER:HA | 2.18 | 0.43 |
| 1:P:150:GLN:NE2 | 1:U:174:LYS:HD2 | 2.32 | 0.43 |
| 1:Z:172:GLU:OE2 | 1:i:56:SER:HA | 2.18 | 0.43 |
| 1:b:151:LYS:O | 1:b:155:ILE:HG12 | 2.18 | 0.43 |
| 1:c:151:LYS:O | 1:c:155:ILE:HG12 | 2.18 | 0.43 |
| 1:m:172:GLU:OE2 | 1:v:56:SER:HA | 2.18 | 0.43 |
| 1:n:115:VAL:HA | 1:n:118:VAL:HG12 | 1.99 | 0.43 |
| 1:s:151:LYS:O | 1:s:155:ILE:HG12 | 2.18 | 0.43 |
| 1:1:150:GLN:NE2 | 1:6:174:LYS:HD2 | 2.32 | 0.43 |
| 1:1:151:LYS:O | 1:1:155:ILE:HG12 | 2.18 | 0.43 |
| 1:7:151:LYS:O | 1:7:155:ILE:HG12 | 2.18 | 0.43 |
| 1:D:151:LYS:O | 1:D:155:ILE:HG12 | 2.18 | 0.43 |
| 1:H:150:GLN:NE2 | 1:M:174:LYS:HD2 | 2.32 | 0.43 |
| 1:M:151:LYS:O | 1:M:155:ILE:HG12 | 2.18 | 0.43 |
| 1:S:172:GLU:OE2 | 1:b:56:SER:HA | 2.18 | 0.43 |
| 1:W:172:GLU:OE2 | 1:f:56:SER:HA | 2.18 | 0.43 |
| 1:a:172:GLU:OE2 | 1:j:56:SER:HA | 2.18 | 0.43 |
| 1:f:151:LYS:O | 1:f:155:ILE:HG12 | 2.18 | 0.43 |
| 1:h:172:GLU:OE2 | 1:q:56:SER:HA | 2.18 | 0.43 |
| 1:k:151:LYS:O | 1:k:155:ILE:HG12 | 2.18 | 0.43 |
| 1:t:151:LYS:O | 1:t:155:ILE:HG12 | 2.18 | 0.43 |
| 1:z:151:LYS:O | 1:z:155:ILE:HG12 | 2.18 | 0.43 |
| 1:2:43:LEU:HD13 | 1:7:148:ALA:HB1 | 2.01 | 0.43 |
| 1:A:43:LEU:HD13 | 1:F:148:ALA:HB1 | 2.01 | 0.43 |
| 1:G:151:LYS:O | 1:G:155:ILE:HG12 | 2.18 | 0.43 |
| 1:S:150:GLN:NE2 | 1:X:174:LYS:HD2 | 2.32 | 0.43 |
| 1:T:172:GLU:OE2 | 1:c:56:SER:HA | 2.18 | 0.43 |
| 1:U:151:LYS:O | 1:U:155:ILE:HG12 | 2.18 | 0.43 |

Continued on next page...

Continued from previous page...

| Atom-1 | Atom-2 | Interatomic distance (Å) | Clash overlap (Å) |
|-----------------|------------------|--------------------------|-------------------|
| 1:Y:43:LEU:HD13 | 1:d:148:ALA:HB1 | 2.01 | 0.43 |
| 1:d:43:LEU:HD13 | 1:i:148:ALA:HB1 | 2.01 | 0.43 |
| 1:d:172:GLU:OE2 | 1:m:56:SER:HA | 2.18 | 0.43 |
| 1:e:151:LYS:O | 1:e:155:ILE:HG12 | 2.18 | 0.43 |
| 1:g:150:GLN:NE2 | 1:l:174:LYS:HD2 | 2.32 | 0.43 |
| 1:g:172:GLU:OE2 | 1:p:56:SER:HA | 2.18 | 0.43 |
| 1:i:150:GLN:NE2 | 1:n:174:LYS:HD2 | 2.32 | 0.43 |
| 1:i:151:LYS:O | 1:i:155:ILE:HG12 | 2.18 | 0.43 |
| 1:n:172:GLU:OE2 | 1:w:56:SER:HA | 2.18 | 0.43 |
| 1:1:43:LEU:HD13 | 1:6:148:ALA:HB1 | 2.01 | 0.43 |
| 1:1:148:ALA:HB1 | 1:v:43:LEU:HD13 | 2.01 | 0.43 |
| 1:2:148:ALA:HB1 | 1:w:43:LEU:HD13 | 2.01 | 0.43 |
| 1:A:172:GLU:OE2 | 1:J:56:SER:HA | 2.18 | 0.43 |
| 1:H:151:LYS:O | 1:H:155:ILE:HG12 | 2.18 | 0.43 |
| 1:M:172:GLU:OE2 | 1:V:56:SER:HA | 2.18 | 0.43 |
| 1:O:43:LEU:HD13 | 1:T:148:ALA:HB1 | 2.01 | 0.43 |
| 1:O:151:LYS:O | 1:O:155:ILE:HG12 | 2.18 | 0.43 |
| 1:T:43:LEU:HD13 | 1:Y:148:ALA:HB1 | 2.01 | 0.43 |
| 1:V:151:LYS:O | 1:V:155:ILE:HG12 | 2.18 | 0.43 |
| 1:X:151:LYS:O | 1:X:155:ILE:HG12 | 2.18 | 0.43 |
| 1:d:115:VAL:HA | 1:d:118:VAL:HG12 | 1.99 | 0.43 |
| 1:q:43:LEU:HD13 | 1:v:148:ALA:HB1 | 2.01 | 0.43 |
| 1:r:43:LEU:HD13 | 1:w:148:ALA:HB1 | 2.01 | 0.43 |
| 1:v:151:LYS:O | 1:v:155:ILE:HG12 | 2.18 | 0.43 |
| 1:w:151:LYS:O | 1:w:155:ILE:HG12 | 2.18 | 0.43 |
| 1:1:174:LYS:HD2 | 1:v:150:GLN:NE2 | 2.32 | 0.43 |
| 1:2:56:SER:HA | 1:s:172:GLU:OE2 | 2.18 | 0.43 |
| 1:B:43:LEU:HD13 | 1:G:148:ALA:HB1 | 2.01 | 0.43 |
| 1:F:43:LEU:HD13 | 1:K:148:ALA:HB1 | 2.01 | 0.43 |
| 1:H:172:GLU:OE2 | 1:Q:56:SER:HA | 2.18 | 0.43 |
| 1:J:43:LEU:HD13 | 1:O:148:ALA:HB1 | 2.01 | 0.43 |
| 1:K:150:GLN:NE2 | 1:P:174:LYS:HD2 | 2.32 | 0.43 |
| 1:V:139:TYR:OH | 1:a:168:PHE:CE1 | 2.70 | 0.43 |
| 1:X:43:LEU:HD13 | 1:c:148:ALA:HB1 | 2.01 | 0.43 |
| 1:i:43:LEU:HD13 | 1:n:148:ALA:HB1 | 2.01 | 0.43 |
| 1:l:139:TYR:OH | 1:q:168:PHE:CE1 | 2.70 | 0.43 |
| 1:m:43:LEU:HD13 | 1:r:148:ALA:HB1 | 2.01 | 0.43 |
| 1:m:139:TYR:OH | 1:r:168:PHE:CE1 | 2.70 | 0.43 |
| 1:6:56:SER:HA | 1:w:172:GLU:OE2 | 2.18 | 0.43 |
| 1:D:172:GLU:OE2 | 1:M:56:SER:HA | 2.18 | 0.43 |
| 1:G:43:LEU:HD13 | 1:L:148:ALA:HB1 | 2.01 | 0.43 |

Continued on next page...

Continued from previous page...

| Atom-1 | Atom-2 | Interatomic distance (Å) | Clash overlap (Å) |
|-----------------|------------------|--------------------------|-------------------|
| 1:H:139:TYR:OH | 1:M:168:PHE:CE1 | 2.70 | 0.43 |
| 1:I:139:TYR:OH | 1:N:168:PHE:CE1 | 2.70 | 0.43 |
| 1:K:43:LEU:HD13 | 1:P:148:ALA:HB1 | 2.01 | 0.43 |
| 1:K:151:LYS:O | 1:K:155:ILE:HG12 | 2.18 | 0.43 |
| 1:N:43:LEU:HD13 | 1:S:148:ALA:HB1 | 2.01 | 0.43 |
| 1:S:43:LEU:HD13 | 1:X:148:ALA:HB1 | 2.01 | 0.43 |
| 1:S:151:LYS:O | 1:S:155:ILE:HG12 | 2.18 | 0.43 |
| 1:U:43:LEU:HD13 | 1:Z:148:ALA:HB1 | 2.01 | 0.43 |
| 1:Z:43:LEU:HD13 | 1:e:148:ALA:HB1 | 2.01 | 0.43 |
| 1:c:43:LEU:HD13 | 1:h:148:ALA:HB1 | 2.01 | 0.43 |
| 1:l:43:LEU:HD13 | 1:q:148:ALA:HB1 | 2.01 | 0.43 |
| 1:p:151:LYS:O | 1:p:155:ILE:HG12 | 2.18 | 0.43 |
| 1:q:151:LYS:O | 1:q:155:ILE:HG12 | 2.18 | 0.43 |
| 1:5:151:LYS:O | 1:5:155:ILE:HG12 | 2.18 | 0.43 |
| 1:D:139:TYR:OH | 1:I:168:PHE:CE1 | 2.70 | 0.43 |
| 1:I:151:LYS:O | 1:I:155:ILE:HG12 | 2.18 | 0.43 |
| 1:N:139:TYR:OH | 1:S:168:PHE:CE1 | 2.70 | 0.43 |
| 1:P:43:LEU:HD13 | 1:U:148:ALA:HB1 | 2.01 | 0.43 |
| 1:Q:151:LYS:O | 1:Q:155:ILE:HG12 | 2.18 | 0.43 |
| 1:T:151:LYS:O | 1:T:155:ILE:HG12 | 2.18 | 0.43 |
| 1:U:172:GLU:OE2 | 1:d:56:SER:HA | 2.18 | 0.43 |
| 1:g:151:LYS:O | 1:g:155:ILE:HG12 | 2.18 | 0.43 |
| 1:h:43:LEU:HD13 | 1:m:148:ALA:HB1 | 2.01 | 0.43 |
| 1:l:150:GLN:NE2 | 1:q:174:LYS:HD2 | 2.32 | 0.43 |
| 1:m:151:LYS:O | 1:m:155:ILE:HG12 | 2.18 | 0.43 |
| 1:3:148:ALA:HB1 | 1:x:43:LEU:HD13 | 2.01 | 0.43 |
| 1:3:151:LYS:O | 1:3:155:ILE:HG12 | 2.18 | 0.43 |
| 1:B:151:LYS:O | 1:B:155:ILE:HG12 | 2.18 | 0.43 |
| 1:E:43:LEU:HD13 | 1:J:148:ALA:HB1 | 2.01 | 0.43 |
| 1:F:151:LYS:O | 1:F:155:ILE:HG12 | 2.18 | 0.43 |
| 1:Y:151:LYS:O | 1:Y:155:ILE:HG12 | 2.18 | 0.43 |
| 1:e:43:LEU:HD13 | 1:j:148:ALA:HB1 | 2.01 | 0.43 |
| 1:f:172:GLU:OE2 | 1:o:56:SER:HA | 2.18 | 0.43 |
| 1:n:43:LEU:HD13 | 1:s:148:ALA:HB1 | 2.01 | 0.43 |
| 1:q:172:GLU:OE2 | 1:z:56:SER:HA | 2.18 | 0.43 |
| 1:1:56:SER:HA | 1:r:172:GLU:OE2 | 2.18 | 0.43 |
| 1:2:151:LYS:O | 1:2:155:ILE:HG12 | 2.18 | 0.43 |
| 1:Q:172:GLU:OE2 | 1:Z:56:SER:HA | 2.18 | 0.43 |
| 1:d:151:LYS:O | 1:d:155:ILE:HG12 | 2.18 | 0.43 |
| 1:g:43:LEU:HD13 | 1:l:148:ALA:HB1 | 2.01 | 0.43 |
| 1:s:43:LEU:HD13 | 1:x:148:ALA:HB1 | 2.01 | 0.43 |

Continued on next page...

Continued from previous page...

| Atom-1 | Atom-2 | Interatomic distance (Å) | Clash overlap (Å) |
|-----------------|------------------|--------------------------|-------------------|
| 1:3:43:LEU:HD13 | 1:0:148:ALA:HB1 | 2.01 | 0.43 |
| 1:I:43:LEU:HD13 | 1:N:148:ALA:HB1 | 2.01 | 0.43 |
| 1:I:172:GLU:OE2 | 1:R:56:SER:HA | 2.18 | 0.43 |
| 1:J:151:LYS:O | 1:J:155:ILE:HG12 | 2.18 | 0.43 |
| 1:J:172:GLU:OE2 | 1:S:56:SER:HA | 2.18 | 0.43 |
| 1:L:43:LEU:HD13 | 1:Q:148:ALA:HB1 | 2.01 | 0.43 |
| 1:S:139:TYR:OH | 1:X:168:PHE:CE1 | 2.70 | 0.43 |
| 1:j:172:GLU:OE2 | 1:s:56:SER:HA | 2.18 | 0.43 |
| 1:o:151:LYS:O | 1:o:155:ILE:HG12 | 2.18 | 0.43 |
| 1:r:151:LYS:O | 1:r:155:ILE:HG12 | 2.18 | 0.43 |
| 1:u:43:LEU:HD13 | 1:z:148:ALA:HB1 | 2.01 | 0.43 |
| 1:5:148:ALA:HB1 | 1:z:43:LEU:HD13 | 2.01 | 0.42 |
| 1:B:172:GLU:OE2 | 1:K:56:SER:HA | 2.18 | 0.42 |
| 1:P:151:LYS:O | 1:P:155:ILE:HG12 | 2.18 | 0.42 |
| 1:q:139:TYR:OH | 1:v:168:PHE:CE1 | 2.70 | 0.42 |
| 1:x:151:LYS:O | 1:x:155:ILE:HG12 | 2.18 | 0.42 |
| 1:0:56:SER:HA | 1:y:172:GLU:OE2 | 2.18 | 0.42 |
| 1:C:151:LYS:O | 1:C:155:ILE:HG12 | 2.18 | 0.42 |
| 1:R:151:LYS:O | 1:R:155:ILE:HG12 | 2.18 | 0.42 |
| 1:X:172:GLU:OE2 | 1:g:56:SER:HA | 2.18 | 0.42 |
| 1:j:43:LEU:HD13 | 1:o:148:ALA:HB1 | 2.01 | 0.42 |
| 1:0:151:LYS:O | 1:0:155:ILE:HG12 | 2.18 | 0.42 |
| 1:C:139:TYR:OH | 1:H:168:PHE:CE1 | 2.70 | 0.42 |
| 1:D:43:LEU:HD13 | 1:I:148:ALA:HB1 | 2.01 | 0.42 |
| 1:Y:172:GLU:OE2 | 1:h:56:SER:HA | 2.18 | 0.42 |
| 1:b:43:LEU:HD13 | 1:g:148:ALA:HB1 | 2.01 | 0.42 |
| 1:c:172:GLU:OE2 | 1:l:56:SER:HA | 2.18 | 0.42 |
| 1:h:151:LYS:O | 1:h:155:ILE:HG12 | 2.18 | 0.42 |
| 1:4:56:SER:HA | 1:u:172:GLU:OE2 | 2.18 | 0.42 |
| 1:A:151:LYS:O | 1:A:155:ILE:HG12 | 2.18 | 0.42 |
| 1:C:43:LEU:HD13 | 1:H:148:ALA:HB1 | 2.01 | 0.42 |
| 1:L:151:LYS:O | 1:L:155:ILE:HG12 | 2.18 | 0.42 |
| 1:Q:139:TYR:OH | 1:V:168:PHE:CE1 | 2.70 | 0.42 |
| 1:a:151:LYS:O | 1:a:155:ILE:HG12 | 2.18 | 0.42 |
| 1:b:172:GLU:OE2 | 1:k:56:SER:HA | 2.18 | 0.42 |
| 1:f:43:LEU:HD13 | 1:k:148:ALA:HB1 | 2.01 | 0.42 |
| 1:j:151:LYS:O | 1:j:155:ILE:HG12 | 2.18 | 0.42 |
| 1:k:43:LEU:HD13 | 1:p:148:ALA:HB1 | 2.01 | 0.42 |
| 1:o:43:LEU:HD13 | 1:t:148:ALA:HB1 | 2.01 | 0.42 |
| 1:p:43:LEU:HD13 | 1:u:148:ALA:HB1 | 2.01 | 0.42 |
| 1:F:172:GLU:OE2 | 1:O:56:SER:HA | 2.18 | 0.42 |

Continued on next page...

Continued from previous page...

| Atom-1 | Atom-2 | Interatomic distance (Å) | Clash overlap (Å) |
|------------------|------------------|--------------------------|-------------------|
| 1:H:43:LEU:HD13 | 1:M:148:ALA:HB1 | 2.01 | 0.42 |
| 1:M:43:LEU:HD13 | 1:R:148:ALA:HB1 | 2.01 | 0.42 |
| 1:R:43:LEU:HD13 | 1:W:148:ALA:HB1 | 2.01 | 0.42 |
| 1:W:43:LEU:HD13 | 1:b:148:ALA:HB1 | 2.01 | 0.42 |
| 1:y:151:LYS:O | 1:y:155:ILE:HG12 | 2.18 | 0.42 |
| 1:E:172:GLU:OE2 | 1:N:56:SER:HA | 2.18 | 0.42 |
| 1:Q:43:LEU:HD13 | 1:V:148:ALA:HB1 | 2.01 | 0.42 |
| 1:Z:151:LYS:O | 1:Z:155:ILE:HG12 | 2.18 | 0.42 |
| 1:n:151:LYS:O | 1:n:155:ILE:HG12 | 2.18 | 0.42 |
| 1:5:56:SER:HA | 1:v:172:GLU:OE2 | 2.18 | 0.42 |
| 1:6:151:LYS:O | 1:6:155:ILE:HG12 | 2.18 | 0.42 |
| 1:O:139:TYR:OH | 1:T:168:PHE:CE1 | 2.70 | 0.42 |
| 1:V:43:LEU:HD13 | 1:a:148:ALA:HB1 | 2.01 | 0.42 |
| 1:a:43:LEU:HD13 | 1:f:148:ALA:HB1 | 2.01 | 0.42 |
| 1:t:43:LEU:HD13 | 1:y:148:ALA:HB1 | 2.01 | 0.42 |
| 1:4:148:ALA:HB1 | 1:y:43:LEU:HD13 | 2.01 | 0.42 |
| 1:q:196:PHE:CZ | 1:u:78:ALA:HB2 | 2.55 | 0.42 |
| 1:E:196:PHE:CZ | 1:I:78:ALA:HB2 | 2.55 | 0.41 |
| 1:c:139:TYR:OH | 1:h:168:PHE:CE1 | 2.70 | 0.41 |
| 1:l:196:PHE:CZ | 1:p:78:ALA:HB2 | 2.55 | 0.41 |
| 1:1:168:PHE:CE1 | 1:v:139:TYR:OH | 2.70 | 0.41 |
| 1:2:168:PHE:CE1 | 1:w:139:TYR:OH | 2.70 | 0.41 |
| 1:E:139:TYR:OH | 1:J:168:PHE:CE1 | 2.70 | 0.41 |
| 1:g:196:PHE:CZ | 1:k:78:ALA:HB2 | 2.55 | 0.41 |
| 1:v:196:PHE:CZ | 1:z:78:ALA:HB2 | 2.55 | 0.41 |
| 1:J:196:PHE:CZ | 1:N:78:ALA:HB2 | 2.55 | 0.41 |
| 1:L:196:PHE:CZ | 1:P:78:ALA:HB2 | 2.55 | 0.41 |
| 1:X:196:PHE:CZ | 1:b:78:ALA:HB2 | 2.55 | 0.41 |
| 1:1:196:PHE:CZ | 1:5:78:ALA:HB2 | 2.55 | 0.41 |
| 1:5:152:ILE:HD11 | 1:z:39:GLU:OE1 | 2.21 | 0.41 |
| 1:C:39:GLU:OE1 | 1:H:152:ILE:HD11 | 2.21 | 0.41 |
| 1:D:39:GLU:OE1 | 1:I:152:ILE:HD11 | 2.21 | 0.41 |
| 1:E:39:GLU:OE1 | 1:J:152:ILE:HD11 | 2.21 | 0.41 |
| 1:N:196:PHE:CZ | 1:R:78:ALA:HB2 | 2.55 | 0.41 |
| 1:Q:196:PHE:CZ | 1:U:78:ALA:HB2 | 2.55 | 0.41 |
| 1:b:196:PHE:CZ | 1:f:78:ALA:HB2 | 2.55 | 0.41 |
| 1:j:196:PHE:CZ | 1:n:78:ALA:HB2 | 2.55 | 0.41 |
| 1:2:78:ALA:HB2 | 1:x:196:PHE:CZ | 2.55 | 0.41 |
| 1:3:39:GLU:OE1 | 1:0:152:ILE:HD11 | 2.21 | 0.41 |
| 1:3:196:PHE:CZ | 1:7:78:ALA:HB2 | 2.55 | 0.41 |
| 1:4:152:ILE:HD11 | 1:y:39:GLU:OE1 | 2.21 | 0.41 |

Continued on next page...

Continued from previous page...

| Atom-1 | Atom-2 | Interatomic distance (Å) | Clash overlap (Å) |
|------------------|------------------|--------------------------|-------------------|
| 1:B:196:PHE:CZ | 1:F:78:ALA:HB2 | 2.55 | 0.41 |
| 1:G:196:PHE:CZ | 1:K:78:ALA:HB2 | 2.55 | 0.41 |
| 1:J:139:TYR:OH | 1:O:168:PHE:CE1 | 2.70 | 0.41 |
| 1:Q:39:GLU:OE1 | 1:V:152:ILE:HD11 | 2.21 | 0.41 |
| 1:U:196:PHE:CZ | 1:Y:78:ALA:HB2 | 2.55 | 0.41 |
| 1:V:196:PHE:CZ | 1:Z:78:ALA:HB2 | 2.55 | 0.41 |
| 1:a:39:GLU:OE1 | 1:f:152:ILE:HD11 | 2.21 | 0.41 |
| 1:b:39:GLU:OE1 | 1:g:152:ILE:HD11 | 2.21 | 0.41 |
| 1:e:39:GLU:OE1 | 1:j:152:ILE:HD11 | 2.21 | 0.41 |
| 1:h:196:PHE:CZ | 1:l:78:ALA:HB2 | 2.55 | 0.41 |
| 1:j:39:GLU:OE1 | 1:o:152:ILE:HD11 | 2.21 | 0.41 |
| 1:q:39:GLU:OE1 | 1:v:152:ILE:HD11 | 2.21 | 0.41 |
| 1:s:39:GLU:OE1 | 1:x:152:ILE:HD11 | 2.21 | 0.41 |
| 1:u:196:PHE:CZ | 1:y:78:ALA:HB2 | 2.55 | 0.41 |
| 1:B:39:GLU:OE1 | 1:G:152:ILE:HD11 | 2.21 | 0.41 |
| 1:L:39:GLU:OE1 | 1:Q:152:ILE:HD11 | 2.21 | 0.41 |
| 1:O:196:PHE:CZ | 1:S:78:ALA:HB2 | 2.55 | 0.41 |
| 1:P:39:GLU:OE1 | 1:U:152:ILE:HD11 | 2.21 | 0.41 |
| 1:S:39:GLU:OE1 | 1:X:152:ILE:HD11 | 2.21 | 0.41 |
| 1:W:196:PHE:CZ | 1:a:78:ALA:HB2 | 2.55 | 0.41 |
| 1:Z:196:PHE:CZ | 1:d:78:ALA:HB2 | 2.55 | 0.41 |
| 1:d:39:GLU:OE1 | 1:i:152:ILE:HD11 | 2.21 | 0.41 |
| 1:r:39:GLU:OE1 | 1:w:152:ILE:HD11 | 2.21 | 0.41 |
| 1:s:196:PHE:CZ | 1:w:78:ALA:HB2 | 2.55 | 0.41 |
| 1:3:152:ILE:HD11 | 1:x:39:GLU:OE1 | 2.21 | 0.41 |
| 1:A:196:PHE:CZ | 1:E:78:ALA:HB2 | 2.55 | 0.41 |
| 1:L:139:TYR:OH | 1:Q:168:PHE:CE1 | 2.70 | 0.41 |
| 1:O:39:GLU:OE1 | 1:T:152:ILE:HD11 | 2.21 | 0.41 |
| 1:P:196:PHE:CZ | 1:T:78:ALA:HB2 | 2.55 | 0.41 |
| 1:R:39:GLU:OE1 | 1:W:152:ILE:HD11 | 2.21 | 0.41 |
| 1:T:39:GLU:OE1 | 1:Y:152:ILE:HD11 | 2.21 | 0.41 |
| 1:c:39:GLU:OE1 | 1:h:152:ILE:HD11 | 2.21 | 0.41 |
| 1:h:39:GLU:OE1 | 1:m:152:ILE:HD11 | 2.21 | 0.41 |
| 1:i:196:PHE:CZ | 1:m:78:ALA:HB2 | 2.55 | 0.41 |
| 1:k:39:GLU:OE1 | 1:p:152:ILE:HD11 | 2.21 | 0.41 |
| 1:l:152:ILE:HD11 | 1:v:39:GLU:OE1 | 2.21 | 0.41 |
| 1:4:39:GLU:C | 1:4:39:GLU:OE1 | 2.64 | 0.41 |
| 1:C:196:PHE:CZ | 1:G:78:ALA:HB2 | 2.55 | 0.41 |
| 1:F:39:GLU:OE1 | 1:K:152:ILE:HD11 | 2.21 | 0.41 |
| 1:G:39:GLU:OE1 | 1:L:152:ILE:HD11 | 2.21 | 0.41 |
| 1:M:39:GLU:OE1 | 1:R:152:ILE:HD11 | 2.21 | 0.41 |

Continued on next page...

Continued from previous page...

| Atom-1 | Atom-2 | Interatomic distance (Å) | Clash overlap (Å) |
|-----------------|------------------|--------------------------|-------------------|
| 1:O:84:GLU:HG2 | 1:O:87:ALA:HB3 | 2.03 | 0.41 |
| 1:T:84:GLU:HG2 | 1:T:87:ALA:HB3 | 2.03 | 0.41 |
| 1:T:139:TYR:OH | 1:Y:168:PHE:CE1 | 2.70 | 0.41 |
| 1:Y:196:PHE:CZ | 1:c:78:ALA:HB2 | 2.55 | 0.41 |
| 1:Z:39:GLU:OE1 | 1:e:152:ILE:HD11 | 2.21 | 0.41 |
| 1:a:196:PHE:CZ | 1:e:78:ALA:HB2 | 2.55 | 0.41 |
| 1:g:39:GLU:OE1 | 1:l:152:ILE:HD11 | 2.21 | 0.41 |
| 1:l:39:GLU:OE1 | 1:q:152:ILE:HD11 | 2.21 | 0.41 |
| 1:m:196:PHE:CZ | 1:q:78:ALA:HB2 | 2.55 | 0.41 |
| 1:o:39:GLU:OE1 | 1:t:152:ILE:HD11 | 2.21 | 0.41 |
| 1:p:39:GLU:OE1 | 1:u:152:ILE:HD11 | 2.21 | 0.41 |
| 1:r:84:GLU:HG2 | 1:r:87:ALA:HB3 | 2.03 | 0.41 |
| 1:t:196:PHE:CZ | 1:x:78:ALA:HB2 | 2.55 | 0.41 |
| 1:1:39:GLU:OE1 | 1:6:152:ILE:HD11 | 2.21 | 0.41 |
| 1:1:84:GLU:HG2 | 1:1:87:ALA:HB3 | 2.03 | 0.41 |
| 1:2:39:GLU:OE1 | 1:7:152:ILE:HD11 | 2.21 | 0.41 |
| 1:2:196:PHE:CZ | 1:6:78:ALA:HB2 | 2.55 | 0.41 |
| 1:4:78:ALA:HB2 | 1:z:196:PHE:CZ | 2.55 | 0.41 |
| 1:0:39:GLU:C | 1:0:39:GLU:OE1 | 2.64 | 0.41 |
| 1:A:39:GLU:OE1 | 1:F:152:ILE:HD11 | 2.21 | 0.41 |
| 1:B:139:TYR:OH | 1:G:168:PHE:CE1 | 2.70 | 0.41 |
| 1:C:39:GLU:OE1 | 1:C:39:GLU:C | 2.64 | 0.41 |
| 1:D:39:GLU:OE1 | 1:D:39:GLU:C | 2.64 | 0.41 |
| 1:E:84:GLU:HG2 | 1:E:87:ALA:HB3 | 2.03 | 0.41 |
| 1:G:39:GLU:OE1 | 1:G:39:GLU:C | 2.64 | 0.41 |
| 1:H:39:GLU:C | 1:H:39:GLU:OE1 | 2.64 | 0.41 |
| 1:I:196:PHE:CZ | 1:M:78:ALA:HB2 | 2.55 | 0.41 |
| 1:J:39:GLU:OE1 | 1:O:152:ILE:HD11 | 2.21 | 0.41 |
| 1:J:84:GLU:HG2 | 1:J:87:ALA:HB3 | 2.03 | 0.41 |
| 1:K:39:GLU:OE1 | 1:P:152:ILE:HD11 | 2.21 | 0.41 |
| 1:L:39:GLU:OE1 | 1:L:39:GLU:C | 2.64 | 0.41 |
| 1:M:196:PHE:CZ | 1:Q:78:ALA:HB2 | 2.55 | 0.41 |
| 1:N:39:GLU:OE1 | 1:S:152:ILE:HD11 | 2.21 | 0.41 |
| 1:R:47:LEU:HD23 | 1:R:47:LEU:C | 2.46 | 0.41 |
| 1:W:39:GLU:C | 1:W:39:GLU:OE1 | 2.64 | 0.41 |
| 1:Y:84:GLU:HG2 | 1:Y:87:ALA:HB3 | 2.03 | 0.41 |
| 1:b:39:GLU:OE1 | 1:b:39:GLU:C | 2.64 | 0.41 |
| 1:c:196:PHE:CZ | 1:g:78:ALA:HB2 | 2.55 | 0.41 |
| 1:d:47:LEU:C | 1:d:47:LEU:HD23 | 2.46 | 0.41 |
| 1:e:139:TYR:OH | 1:j:168:PHE:CE1 | 2.70 | 0.41 |
| 1:e:196:PHE:CZ | 1:i:78:ALA:HB2 | 2.55 | 0.41 |

Continued on next page...

Continued from previous page...

| Atom-1 | Atom-2 | Interatomic distance (Å) | Clash overlap (Å) |
|-----------------|------------------|--------------------------|-------------------|
| 1:f:39:GLU:C | 1:f:39:GLU:OE1 | 2.64 | 0.41 |
| 1:f:39:GLU:OE1 | 1:k:152:ILE:HD11 | 2.21 | 0.41 |
| 1:h:84:GLU:HG2 | 1:h:87:ALA:HB3 | 2.03 | 0.41 |
| 1:h:139:TYR:OH | 1:m:168:PHE:CE1 | 2.70 | 0.41 |
| 1:i:39:GLU:OE1 | 1:n:152:ILE:HD11 | 2.21 | 0.41 |
| 1:j:39:GLU:OE1 | 1:j:39:GLU:C | 2.64 | 0.41 |
| 1:k:196:PHE:CZ | 1:o:78:ALA:HB2 | 2.55 | 0.41 |
| 1:m:84:GLU:HG2 | 1:m:87:ALA:HB3 | 2.03 | 0.41 |
| 1:n:39:GLU:OE1 | 1:s:152:ILE:HD11 | 2.21 | 0.41 |
| 1:p:196:PHE:CZ | 1:t:78:ALA:HB2 | 2.55 | 0.41 |
| 1:q:84:GLU:HG2 | 1:q:87:ALA:HB3 | 2.03 | 0.41 |
| 1:t:39:GLU:OE1 | 1:y:152:ILE:HD11 | 2.21 | 0.41 |
| 1:t:47:LEU:HD23 | 1:t:47:LEU:C | 2.46 | 0.41 |
| 1:v:84:GLU:HG2 | 1:v:87:ALA:HB3 | 2.03 | 0.41 |
| 1:A:39:GLU:OE1 | 1:A:39:GLU:C | 2.64 | 0.41 |
| 1:A:47:LEU:C | 1:A:47:LEU:HD23 | 2.46 | 0.41 |
| 1:A:84:GLU:HG2 | 1:A:87:ALA:HB3 | 2.03 | 0.41 |
| 1:D:196:PHE:CZ | 1:H:78:ALA:HB2 | 2.55 | 0.41 |
| 1:I:39:GLU:OE1 | 1:N:152:ILE:HD11 | 2.21 | 0.41 |
| 1:K:196:PHE:CZ | 1:O:78:ALA:HB2 | 2.55 | 0.41 |
| 1:M:47:LEU:HD23 | 1:M:47:LEU:C | 2.46 | 0.41 |
| 1:N:47:LEU:HD23 | 1:N:47:LEU:C | 2.46 | 0.41 |
| 1:O:47:LEU:C | 1:O:47:LEU:HD23 | 2.46 | 0.41 |
| 1:P:47:LEU:C | 1:P:47:LEU:HD23 | 2.46 | 0.41 |
| 1:Q:47:LEU:HD23 | 1:Q:47:LEU:C | 2.46 | 0.41 |
| 1:U:39:GLU:OE1 | 1:Z:152:ILE:HD11 | 2.21 | 0.41 |
| 1:X:84:GLU:HG2 | 1:X:87:ALA:HB3 | 2.03 | 0.41 |
| 1:a:39:GLU:OE1 | 1:a:39:GLU:C | 2.64 | 0.41 |
| 1:c:84:GLU:HG2 | 1:c:87:ALA:HB3 | 2.03 | 0.41 |
| 1:l:84:GLU:HG2 | 1:l:87:ALA:HB3 | 2.03 | 0.41 |
| 1:p:47:LEU:HD23 | 1:p:47:LEU:C | 2.46 | 0.41 |
| 1:r:196:PHE:CZ | 1:v:78:ALA:HB2 | 2.55 | 0.41 |
| 1:u:39:GLU:OE1 | 1:z:152:ILE:HD11 | 2.21 | 0.41 |
| 1:z:39:GLU:OE1 | 1:z:39:GLU:C | 2.64 | 0.41 |
| 1:1:47:LEU:C | 1:1:47:LEU:HD23 | 2.46 | 0.40 |
| 1:1:78:ALA:HB2 | 1:w:196:PHE:CZ | 2.55 | 0.40 |
| 1:2:139:TYR:OH | 1:7:168:PHE:CE1 | 2.70 | 0.40 |
| 1:7:47:LEU:C | 1:7:47:LEU:HD23 | 2.46 | 0.40 |
| 1:F:39:GLU:OE1 | 1:F:39:GLU:C | 2.64 | 0.40 |
| 1:F:196:PHE:CZ | 1:J:78:ALA:HB2 | 2.55 | 0.40 |
| 1:H:39:GLU:OE1 | 1:M:152:ILE:CD1 | 2.70 | 0.40 |

Continued on next page...

Continued from previous page...

| Atom-1 | Atom-2 | Interatomic distance (Å) | Clash overlap (Å) |
|-----------------|------------------|--------------------------|-------------------|
| 1:H:39:GLU:OE1 | 1:M:152:ILE:HD11 | 2.21 | 0.40 |
| 1:N:84:GLU:HG2 | 1:N:87:ALA:HB3 | 2.03 | 0.40 |
| 1:Q:39:GLU:OE1 | 1:V:152:ILE:CD1 | 2.70 | 0.40 |
| 1:S:84:GLU:HG2 | 1:S:87:ALA:HB3 | 2.03 | 0.40 |
| 1:S:196:PHE:CZ | 1:W:78:ALA:HB2 | 2.55 | 0.40 |
| 1:T:39:GLU:OE1 | 1:T:39:GLU:C | 2.64 | 0.40 |
| 1:T:196:PHE:CZ | 1:X:78:ALA:HB2 | 2.55 | 0.40 |
| 1:Y:39:GLU:OE1 | 1:Y:39:GLU:C | 2.64 | 0.40 |
| 1:Z:139:TYR:OH | 1:e:168:PHE:CE1 | 2.70 | 0.40 |
| 1:a:39:GLU:OE1 | 1:f:152:ILE:CD1 | 2.70 | 0.40 |
| 1:d:39:GLU:OE1 | 1:d:39:GLU:C | 2.64 | 0.40 |
| 1:e:39:GLU:OE1 | 1:e:39:GLU:C | 2.64 | 0.40 |
| 1:f:196:PHE:CZ | 1:j:78:ALA:HB2 | 2.55 | 0.40 |
| 1:g:39:GLU:OE1 | 1:l:152:ILE:CD1 | 2.70 | 0.40 |
| 1:n:39:GLU:OE1 | 1:n:39:GLU:C | 2.64 | 0.40 |
| 1:n:196:PHE:CZ | 1:r:78:ALA:HB2 | 2.55 | 0.40 |
| 1:o:39:GLU:OE1 | 1:o:39:GLU:C | 2.64 | 0.40 |
| 1:o:39:GLU:OE1 | 1:t:152:ILE:CD1 | 2.70 | 0.40 |
| 1:o:47:LEU:HD23 | 1:o:47:LEU:C | 2.46 | 0.40 |
| 1:p:39:GLU:OE1 | 1:u:152:ILE:CD1 | 2.70 | 0.40 |
| 1:r:47:LEU:C | 1:r:47:LEU:HD23 | 2.46 | 0.40 |
| 1:u:39:GLU:OE1 | 1:u:39:GLU:C | 2.64 | 0.40 |
| 1:u:47:LEU:HD23 | 1:u:47:LEU:C | 2.46 | 0.40 |
| 1:v:39:GLU:OE1 | 1:v:39:GLU:C | 2.64 | 0.40 |
| 1:w:84:GLU:HG2 | 1:w:87:ALA:HB3 | 2.03 | 0.40 |
| 1:y:39:GLU:OE1 | 1:y:39:GLU:C | 2.64 | 0.40 |
| 1:1:39:GLU:OE1 | 1:1:39:GLU:C | 2.64 | 0.40 |
| 1:2:47:LEU:C | 1:2:47:LEU:HD23 | 2.46 | 0.40 |
| 1:3:152:ILE:CD1 | 1:x:39:GLU:OE1 | 2.70 | 0.40 |
| 1:4:196:PHE:CZ | 1:0:78:ALA:HB2 | 2.55 | 0.40 |
| 1:5:39:GLU:C | 1:5:39:GLU:OE1 | 2.64 | 0.40 |
| 1:5:84:GLU:HG2 | 1:5:87:ALA:HB3 | 2.03 | 0.40 |
| 1:6:39:GLU:OE1 | 1:6:39:GLU:C | 2.64 | 0.40 |
| 1:6:84:GLU:HG2 | 1:6:87:ALA:HB3 | 2.03 | 0.40 |
| 1:B:47:LEU:C | 1:B:47:LEU:HD23 | 2.46 | 0.40 |
| 1:I:39:GLU:OE1 | 1:N:152:ILE:CD1 | 2.70 | 0.40 |
| 1:I:47:LEU:HD23 | 1:I:47:LEU:C | 2.46 | 0.40 |
| 1:M:39:GLU:OE1 | 1:R:152:ILE:CD1 | 2.70 | 0.40 |
| 1:Q:39:GLU:OE1 | 1:Q:39:GLU:C | 2.64 | 0.40 |
| 1:V:47:LEU:HD23 | 1:V:47:LEU:C | 2.47 | 0.40 |
| 1:W:47:LEU:HD23 | 1:W:47:LEU:C | 2.46 | 0.40 |

Continued on next page...

Continued from previous page...

| Atom-1 | Atom-2 | Interatomic distance (Å) | Clash overlap (Å) |
|------------------|------------------|--------------------------|-------------------|
| 1:X:39:GLU:OE1 | 1:c:152:ILE:CD1 | 2.70 | 0.40 |
| 1:b:39:GLU:OE1 | 1:g:152:ILE:CD1 | 2.70 | 0.40 |
| 1:c:47:LEU:C | 1:c:47:LEU:HD23 | 2.46 | 0.40 |
| 1:d:84:GLU:HG2 | 1:d:87:ALA:HB3 | 2.03 | 0.40 |
| 1:f:39:GLU:OE1 | 1:k:152:ILE:CD1 | 2.70 | 0.40 |
| 1:k:39:GLU:OE1 | 1:k:39:GLU:C | 2.64 | 0.40 |
| 1:l:47:LEU:HD23 | 1:l:47:LEU:C | 2.46 | 0.40 |
| 1:m:47:LEU:C | 1:m:47:LEU:HD23 | 2.46 | 0.40 |
| 1:q:39:GLU:OE1 | 1:q:39:GLU:C | 2.64 | 0.40 |
| 1:s:39:GLU:OE1 | 1:s:39:GLU:C | 2.64 | 0.40 |
| 1:y:47:LEU:HD23 | 1:y:47:LEU:C | 2.46 | 0.40 |
| 1:2:84:GLU:HG2 | 1:2:87:ALA:HB3 | 2.03 | 0.40 |
| 1:2:152:ILE:HD11 | 1:w:39:GLU:OE1 | 2.21 | 0.40 |
| 1:3:39:GLU:OE1 | 1:3:39:GLU:C | 2.64 | 0.40 |
| 1:5:152:ILE:CD1 | 1:z:39:GLU:OE1 | 2.70 | 0.40 |
| 1:6:47:LEU:C | 1:6:47:LEU:HD23 | 2.46 | 0.40 |
| 1:7:39:GLU:C | 1:7:39:GLU:OE1 | 2.64 | 0.40 |
| 1:7:205:VAL:HG21 | 1:r:88:ARG:HD3 | 2.04 | 0.40 |
| 1:0:84:GLU:HG2 | 1:0:87:ALA:HB3 | 2.03 | 0.40 |
| 1:C:84:GLU:HG2 | 1:C:87:ALA:HB3 | 2.03 | 0.40 |
| 1:F:84:GLU:HG2 | 1:F:87:ALA:HB3 | 2.03 | 0.40 |
| 1:O:39:GLU:OE1 | 1:O:39:GLU:C | 2.64 | 0.40 |
| 1:R:39:GLU:OE1 | 1:W:152:ILE:CD1 | 2.70 | 0.40 |
| 1:T:88:ARG:HD3 | 1:i:205:VAL:HG21 | 2.04 | 0.40 |
| 1:V:39:GLU:OE1 | 1:a:152:ILE:HD11 | 2.21 | 0.40 |
| 1:W:39:GLU:OE1 | 1:b:152:ILE:CD1 | 2.70 | 0.40 |
| 1:Z:39:GLU:OE1 | 1:e:152:ILE:CD1 | 2.70 | 0.40 |
| 1:g:39:GLU:OE1 | 1:g:39:GLU:C | 2.64 | 0.40 |
| 1:g:84:GLU:HG2 | 1:g:87:ALA:HB3 | 2.03 | 0.40 |
| 1:i:39:GLU:OE1 | 1:i:39:GLU:C | 2.64 | 0.40 |
| 1:k:47:LEU:HD23 | 1:k:47:LEU:C | 2.46 | 0.40 |
| 1:s:47:LEU:C | 1:s:47:LEU:HD23 | 2.46 | 0.40 |
| 1:t:39:GLU:OE1 | 1:t:39:GLU:C | 2.64 | 0.40 |
| 1:x:47:LEU:HD23 | 1:x:47:LEU:C | 2.46 | 0.40 |
| 1:1:152:ILE:CD1 | 1:v:39:GLU:OE1 | 2.70 | 0.40 |
| 1:3:39:GLU:OE1 | 1:0:152:ILE:CD1 | 2.70 | 0.40 |
| 1:3:78:ALA:HB2 | 1:y:196:PHE:CZ | 2.55 | 0.40 |
| 1:3:84:GLU:HG2 | 1:3:87:ALA:HB3 | 2.03 | 0.40 |
| 1:3:205:VAL:HG21 | 1:n:88:ARG:HD3 | 2.04 | 0.40 |
| 1:4:152:ILE:CD1 | 1:y:39:GLU:OE1 | 2.70 | 0.40 |
| 1:B:39:GLU:OE1 | 1:G:152:ILE:CD1 | 2.70 | 0.40 |

Continued on next page...

Continued from previous page...

| Atom-1 | Atom-2 | Interatomic distance (Å) | Clash overlap (Å) |
|-----------------|------------------|--------------------------|-------------------|
| 1:C:39:GLU:OE1 | 1:H:152:ILE:CD1 | 2.70 | 0.40 |
| 1:F:47:LEU:C | 1:F:47:LEU:HD23 | 2.46 | 0.40 |
| 1:H:84:GLU:HG2 | 1:H:87:ALA:HB3 | 2.03 | 0.40 |
| 1:I:84:GLU:HG2 | 1:I:87:ALA:HB3 | 2.03 | 0.40 |
| 1:J:88:ARG:HD3 | 1:Y:205:VAL:HG21 | 2.04 | 0.40 |
| 1:K:39:GLU:OE1 | 1:K:39:GLU:C | 2.64 | 0.40 |
| 1:N:39:GLU:OE1 | 1:S:152:ILE:CD1 | 2.70 | 0.40 |
| 1:S:47:LEU:HD23 | 1:S:47:LEU:C | 2.46 | 0.40 |
| 1:Y:47:LEU:C | 1:Y:47:LEU:HD23 | 2.46 | 0.40 |
| 1:a:84:GLU:HG2 | 1:a:87:ALA:HB3 | 2.03 | 0.40 |
| 1:d:88:ARG:HD3 | 1:s:205:VAL:HG21 | 2.04 | 0.40 |
| 1:l:39:GLU:OE1 | 1:q:152:ILE:CD1 | 2.70 | 0.40 |
| 1:u:39:GLU:OE1 | 1:z:152:ILE:CD1 | 2.70 | 0.40 |
| 1:2:39:GLU:OE1 | 1:2:39:GLU:C | 2.64 | 0.40 |
| 1:4:168:PHE:CE1 | 1:y:139:TYR:OH | 2.70 | 0.40 |
| 1:B:39:GLU:OE1 | 1:B:39:GLU:C | 2.64 | 0.40 |
| 1:D:39:GLU:OE1 | 1:I:152:ILE:CD1 | 2.70 | 0.40 |
| 1:H:196:PHE:CZ | 1:L:78:ALA:HB2 | 2.55 | 0.40 |
| 1:K:84:GLU:HG2 | 1:K:87:ALA:HB3 | 2.03 | 0.40 |
| 1:M:39:GLU:OE1 | 1:M:39:GLU:C | 2.64 | 0.40 |
| 1:P:39:GLU:OE1 | 1:P:39:GLU:C | 2.64 | 0.40 |
| 1:R:39:GLU:OE1 | 1:R:39:GLU:C | 2.64 | 0.40 |
| 1:R:196:PHE:CZ | 1:V:78:ALA:HB2 | 2.55 | 0.40 |
| 1:S:39:GLU:OE1 | 1:S:39:GLU:C | 2.64 | 0.40 |
| 1:U:47:LEU:C | 1:U:47:LEU:HD23 | 2.46 | 0.40 |
| 1:V:84:GLU:HG2 | 1:V:87:ALA:HB3 | 2.03 | 0.40 |
| 1:W:39:GLU:OE1 | 1:b:152:ILE:HD11 | 2.21 | 0.40 |
| 1:X:39:GLU:OE1 | 1:c:152:ILE:HD11 | 2.21 | 0.40 |
| 1:X:39:GLU:OE1 | 1:X:39:GLU:C | 2.64 | 0.40 |
| 1:Y:39:GLU:OE1 | 1:d:152:ILE:HD11 | 2.21 | 0.40 |
| 1:Z:47:LEU:HD23 | 1:Z:47:LEU:C | 2.46 | 0.40 |
| 1:a:47:LEU:HD23 | 1:a:47:LEU:C | 2.46 | 0.40 |
| 1:c:88:ARG:HD3 | 1:r:205:VAL:HG21 | 2.04 | 0.40 |
| 1:f:84:GLU:HG2 | 1:f:87:ALA:HB3 | 2.03 | 0.40 |
| 1:h:88:ARG:HD3 | 1:w:205:VAL:HG21 | 2.04 | 0.40 |
| 1:k:39:GLU:OE1 | 1:p:152:ILE:CD1 | 2.70 | 0.40 |
| 1:l:39:GLU:OE1 | 1:l:39:GLU:C | 2.64 | 0.40 |
| 1:m:39:GLU:OE1 | 1:r:152:ILE:HD11 | 2.21 | 0.40 |
| 1:o:196:PHE:CZ | 1:s:78:ALA:HB2 | 2.55 | 0.40 |
| 1:q:47:LEU:HD23 | 1:q:47:LEU:C | 2.46 | 0.40 |
| 1:z:84:GLU:HG2 | 1:z:87:ALA:HB3 | 2.03 | 0.40 |

There are no symmetry-related clashes.

5.3 Torsion angles [i](#)

5.3.1 Protein backbone [i](#)

In the following table, the Percentiles column shows the percent Ramachandran outliers of the chain as a percentile score with respect to all PDB entries followed by that with respect to all EM entries.

The Analysed column shows the number of residues for which the backbone conformation was analysed, and the total number of residues.

| Mol | Chain | Analysed | Favoured | Allowed | Outliers | Percentiles | |
|-----|-------|---------------|-----------|---------|----------|-------------|-----|
| 1 | 0 | 215/246 (87%) | 212 (99%) | 3 (1%) | 0 | 100 | 100 |
| 1 | 1 | 215/246 (87%) | 212 (99%) | 3 (1%) | 0 | 100 | 100 |
| 1 | 2 | 215/246 (87%) | 212 (99%) | 3 (1%) | 0 | 100 | 100 |
| 1 | 3 | 215/246 (87%) | 212 (99%) | 3 (1%) | 0 | 100 | 100 |
| 1 | 4 | 215/246 (87%) | 212 (99%) | 3 (1%) | 0 | 100 | 100 |
| 1 | 5 | 215/246 (87%) | 212 (99%) | 3 (1%) | 0 | 100 | 100 |
| 1 | 6 | 215/246 (87%) | 212 (99%) | 3 (1%) | 0 | 100 | 100 |
| 1 | 7 | 215/246 (87%) | 212 (99%) | 3 (1%) | 0 | 100 | 100 |
| 1 | A | 215/246 (87%) | 212 (99%) | 3 (1%) | 0 | 100 | 100 |
| 1 | B | 215/246 (87%) | 212 (99%) | 3 (1%) | 0 | 100 | 100 |
| 1 | C | 215/246 (87%) | 212 (99%) | 3 (1%) | 0 | 100 | 100 |
| 1 | D | 215/246 (87%) | 212 (99%) | 3 (1%) | 0 | 100 | 100 |
| 1 | E | 215/246 (87%) | 212 (99%) | 3 (1%) | 0 | 100 | 100 |
| 1 | F | 215/246 (87%) | 212 (99%) | 3 (1%) | 0 | 100 | 100 |
| 1 | G | 215/246 (87%) | 212 (99%) | 3 (1%) | 0 | 100 | 100 |
| 1 | H | 215/246 (87%) | 212 (99%) | 3 (1%) | 0 | 100 | 100 |
| 1 | I | 215/246 (87%) | 212 (99%) | 3 (1%) | 0 | 100 | 100 |
| 1 | J | 215/246 (87%) | 212 (99%) | 3 (1%) | 0 | 100 | 100 |
| 1 | K | 215/246 (87%) | 212 (99%) | 3 (1%) | 0 | 100 | 100 |
| 1 | L | 215/246 (87%) | 212 (99%) | 3 (1%) | 0 | 100 | 100 |
| 1 | M | 215/246 (87%) | 212 (99%) | 3 (1%) | 0 | 100 | 100 |
| 1 | N | 215/246 (87%) | 212 (99%) | 3 (1%) | 0 | 100 | 100 |

Continued on next page...

Continued from previous page...

| Mol | Chain | Analysed | Favoured | Allowed | Outliers | Percentiles | |
|-----|-------|---------------|-----------|---------|----------|-------------|-----|
| 1 | O | 215/246 (87%) | 212 (99%) | 3 (1%) | 0 | 100 | 100 |
| 1 | P | 215/246 (87%) | 212 (99%) | 3 (1%) | 0 | 100 | 100 |
| 1 | Q | 215/246 (87%) | 212 (99%) | 3 (1%) | 0 | 100 | 100 |
| 1 | R | 215/246 (87%) | 212 (99%) | 3 (1%) | 0 | 100 | 100 |
| 1 | S | 215/246 (87%) | 212 (99%) | 3 (1%) | 0 | 100 | 100 |
| 1 | T | 215/246 (87%) | 212 (99%) | 3 (1%) | 0 | 100 | 100 |
| 1 | U | 215/246 (87%) | 212 (99%) | 3 (1%) | 0 | 100 | 100 |
| 1 | V | 215/246 (87%) | 212 (99%) | 3 (1%) | 0 | 100 | 100 |
| 1 | W | 215/246 (87%) | 212 (99%) | 3 (1%) | 0 | 100 | 100 |
| 1 | X | 215/246 (87%) | 212 (99%) | 3 (1%) | 0 | 100 | 100 |
| 1 | Y | 215/246 (87%) | 212 (99%) | 3 (1%) | 0 | 100 | 100 |
| 1 | Z | 215/246 (87%) | 212 (99%) | 3 (1%) | 0 | 100 | 100 |
| 1 | a | 215/246 (87%) | 212 (99%) | 3 (1%) | 0 | 100 | 100 |
| 1 | b | 215/246 (87%) | 212 (99%) | 3 (1%) | 0 | 100 | 100 |
| 1 | c | 215/246 (87%) | 212 (99%) | 3 (1%) | 0 | 100 | 100 |
| 1 | d | 215/246 (87%) | 212 (99%) | 3 (1%) | 0 | 100 | 100 |
| 1 | e | 215/246 (87%) | 212 (99%) | 3 (1%) | 0 | 100 | 100 |
| 1 | f | 215/246 (87%) | 212 (99%) | 3 (1%) | 0 | 100 | 100 |
| 1 | g | 215/246 (87%) | 212 (99%) | 3 (1%) | 0 | 100 | 100 |
| 1 | h | 215/246 (87%) | 212 (99%) | 3 (1%) | 0 | 100 | 100 |
| 1 | i | 215/246 (87%) | 212 (99%) | 3 (1%) | 0 | 100 | 100 |
| 1 | j | 215/246 (87%) | 212 (99%) | 3 (1%) | 0 | 100 | 100 |
| 1 | k | 215/246 (87%) | 212 (99%) | 3 (1%) | 0 | 100 | 100 |
| 1 | l | 215/246 (87%) | 212 (99%) | 3 (1%) | 0 | 100 | 100 |
| 1 | m | 215/246 (87%) | 212 (99%) | 3 (1%) | 0 | 100 | 100 |
| 1 | n | 215/246 (87%) | 212 (99%) | 3 (1%) | 0 | 100 | 100 |
| 1 | o | 215/246 (87%) | 212 (99%) | 3 (1%) | 0 | 100 | 100 |
| 1 | p | 215/246 (87%) | 212 (99%) | 3 (1%) | 0 | 100 | 100 |
| 1 | q | 215/246 (87%) | 212 (99%) | 3 (1%) | 0 | 100 | 100 |
| 1 | r | 215/246 (87%) | 212 (99%) | 3 (1%) | 0 | 100 | 100 |
| 1 | s | 215/246 (87%) | 212 (99%) | 3 (1%) | 0 | 100 | 100 |

Continued on next page...

Continued from previous page...

| Mol | Chain | Analysed | Favoured | Allowed | Outliers | Percentiles | |
|-----|-------|-------------------|-------------|----------|----------|-------------|-----|
| 1 | t | 215/246 (87%) | 212 (99%) | 3 (1%) | 0 | 100 | 100 |
| 1 | u | 215/246 (87%) | 212 (99%) | 3 (1%) | 0 | 100 | 100 |
| 1 | v | 215/246 (87%) | 212 (99%) | 3 (1%) | 0 | 100 | 100 |
| 1 | w | 215/246 (87%) | 212 (99%) | 3 (1%) | 0 | 100 | 100 |
| 1 | x | 215/246 (87%) | 212 (99%) | 3 (1%) | 0 | 100 | 100 |
| 1 | y | 215/246 (87%) | 212 (99%) | 3 (1%) | 0 | 100 | 100 |
| 1 | z | 215/246 (87%) | 212 (99%) | 3 (1%) | 0 | 100 | 100 |
| All | All | 12900/14760 (87%) | 12720 (99%) | 180 (1%) | 0 | 100 | 100 |

There are no Ramachandran outliers to report.

5.3.2 Protein sidechains ⓘ

In the following table, the Percentiles column shows the percent sidechain outliers of the chain as a percentile score with respect to all PDB entries followed by that with respect to all EM entries.

The Analysed column shows the number of residues for which the sidechain conformation was analysed, and the total number of residues.

| Mol | Chain | Analysed | Rotameric | Outliers | Percentiles | |
|-----|-------|---------------|------------|----------|-------------|-----|
| 1 | 0 | 183/208 (88%) | 183 (100%) | 0 | 100 | 100 |
| 1 | 1 | 183/208 (88%) | 183 (100%) | 0 | 100 | 100 |
| 1 | 2 | 183/208 (88%) | 183 (100%) | 0 | 100 | 100 |
| 1 | 3 | 183/208 (88%) | 183 (100%) | 0 | 100 | 100 |
| 1 | 4 | 183/208 (88%) | 183 (100%) | 0 | 100 | 100 |
| 1 | 5 | 183/208 (88%) | 183 (100%) | 0 | 100 | 100 |
| 1 | 6 | 183/208 (88%) | 183 (100%) | 0 | 100 | 100 |
| 1 | 7 | 183/208 (88%) | 183 (100%) | 0 | 100 | 100 |
| 1 | A | 183/208 (88%) | 183 (100%) | 0 | 100 | 100 |
| 1 | B | 183/208 (88%) | 183 (100%) | 0 | 100 | 100 |
| 1 | C | 183/208 (88%) | 183 (100%) | 0 | 100 | 100 |
| 1 | D | 183/208 (88%) | 183 (100%) | 0 | 100 | 100 |
| 1 | E | 183/208 (88%) | 183 (100%) | 0 | 100 | 100 |
| 1 | F | 183/208 (88%) | 183 (100%) | 0 | 100 | 100 |

Continued on next page...

Continued from previous page...

| Mol | Chain | Analysed | Rotameric | Outliers | Percentiles | |
|-----|-------|---------------|------------|----------|-------------|-----|
| 1 | G | 183/208 (88%) | 183 (100%) | 0 | 100 | 100 |
| 1 | H | 183/208 (88%) | 183 (100%) | 0 | 100 | 100 |
| 1 | I | 183/208 (88%) | 183 (100%) | 0 | 100 | 100 |
| 1 | J | 183/208 (88%) | 183 (100%) | 0 | 100 | 100 |
| 1 | K | 183/208 (88%) | 183 (100%) | 0 | 100 | 100 |
| 1 | L | 183/208 (88%) | 183 (100%) | 0 | 100 | 100 |
| 1 | M | 183/208 (88%) | 183 (100%) | 0 | 100 | 100 |
| 1 | N | 183/208 (88%) | 183 (100%) | 0 | 100 | 100 |
| 1 | O | 183/208 (88%) | 183 (100%) | 0 | 100 | 100 |
| 1 | P | 183/208 (88%) | 183 (100%) | 0 | 100 | 100 |
| 1 | Q | 183/208 (88%) | 183 (100%) | 0 | 100 | 100 |
| 1 | R | 183/208 (88%) | 183 (100%) | 0 | 100 | 100 |
| 1 | S | 183/208 (88%) | 183 (100%) | 0 | 100 | 100 |
| 1 | T | 183/208 (88%) | 183 (100%) | 0 | 100 | 100 |
| 1 | U | 183/208 (88%) | 183 (100%) | 0 | 100 | 100 |
| 1 | V | 183/208 (88%) | 183 (100%) | 0 | 100 | 100 |
| 1 | W | 183/208 (88%) | 183 (100%) | 0 | 100 | 100 |
| 1 | X | 183/208 (88%) | 183 (100%) | 0 | 100 | 100 |
| 1 | Y | 183/208 (88%) | 183 (100%) | 0 | 100 | 100 |
| 1 | Z | 183/208 (88%) | 183 (100%) | 0 | 100 | 100 |
| 1 | a | 183/208 (88%) | 183 (100%) | 0 | 100 | 100 |
| 1 | b | 183/208 (88%) | 183 (100%) | 0 | 100 | 100 |
| 1 | c | 183/208 (88%) | 183 (100%) | 0 | 100 | 100 |
| 1 | d | 183/208 (88%) | 183 (100%) | 0 | 100 | 100 |
| 1 | e | 183/208 (88%) | 183 (100%) | 0 | 100 | 100 |
| 1 | f | 183/208 (88%) | 183 (100%) | 0 | 100 | 100 |
| 1 | g | 183/208 (88%) | 183 (100%) | 0 | 100 | 100 |
| 1 | h | 183/208 (88%) | 183 (100%) | 0 | 100 | 100 |
| 1 | i | 183/208 (88%) | 183 (100%) | 0 | 100 | 100 |
| 1 | j | 183/208 (88%) | 183 (100%) | 0 | 100 | 100 |
| 1 | k | 183/208 (88%) | 183 (100%) | 0 | 100 | 100 |

Continued on next page...

Continued from previous page...

| Mol | Chain | Analysed | Rotameric | Outliers | Percentiles | |
|-----|-------|-------------------|--------------|----------|-------------|-----|
| 1 | l | 183/208 (88%) | 183 (100%) | 0 | 100 | 100 |
| 1 | m | 183/208 (88%) | 183 (100%) | 0 | 100 | 100 |
| 1 | n | 183/208 (88%) | 183 (100%) | 0 | 100 | 100 |
| 1 | o | 183/208 (88%) | 183 (100%) | 0 | 100 | 100 |
| 1 | p | 183/208 (88%) | 183 (100%) | 0 | 100 | 100 |
| 1 | q | 183/208 (88%) | 183 (100%) | 0 | 100 | 100 |
| 1 | r | 183/208 (88%) | 183 (100%) | 0 | 100 | 100 |
| 1 | s | 183/208 (88%) | 183 (100%) | 0 | 100 | 100 |
| 1 | t | 183/208 (88%) | 183 (100%) | 0 | 100 | 100 |
| 1 | u | 183/208 (88%) | 183 (100%) | 0 | 100 | 100 |
| 1 | v | 183/208 (88%) | 183 (100%) | 0 | 100 | 100 |
| 1 | w | 183/208 (88%) | 183 (100%) | 0 | 100 | 100 |
| 1 | x | 183/208 (88%) | 183 (100%) | 0 | 100 | 100 |
| 1 | y | 183/208 (88%) | 183 (100%) | 0 | 100 | 100 |
| 1 | z | 183/208 (88%) | 183 (100%) | 0 | 100 | 100 |
| All | All | 10980/12480 (88%) | 10980 (100%) | 0 | 100 | 100 |

There are no protein residues with a non-rotameric sidechain to report.

Sometimes sidechains can be flipped to improve hydrogen bonding and reduce clashes. All (64) such sidechains are listed below:

| Mol | Chain | Res | Type |
|-----|-------|-----|------|
| 1 | 1 | 83 | ASN |
| 1 | 2 | 83 | ASN |
| 1 | 3 | 83 | ASN |
| 1 | 4 | 60 | GLN |
| 1 | 4 | 83 | ASN |
| 1 | 5 | 60 | GLN |
| 1 | 5 | 83 | ASN |
| 1 | 6 | 83 | ASN |
| 1 | 7 | 60 | GLN |
| 1 | 7 | 83 | ASN |
| 1 | 0 | 60 | GLN |
| 1 | 0 | 83 | ASN |
| 1 | A | 83 | ASN |
| 1 | B | 83 | ASN |

Continued on next page...

Continued from previous page...

| Mol | Chain | Res | Type |
|-----|-------|-----|------|
| 1 | C | 83 | ASN |
| 1 | D | 83 | ASN |
| 1 | E | 83 | ASN |
| 1 | F | 83 | ASN |
| 1 | G | 83 | ASN |
| 1 | H | 83 | ASN |
| 1 | I | 83 | ASN |
| 1 | J | 83 | ASN |
| 1 | K | 83 | ASN |
| 1 | L | 83 | ASN |
| 1 | M | 83 | ASN |
| 1 | N | 83 | ASN |
| 1 | O | 83 | ASN |
| 1 | P | 83 | ASN |
| 1 | Q | 83 | ASN |
| 1 | R | 83 | ASN |
| 1 | S | 83 | ASN |
| 1 | T | 83 | ASN |
| 1 | U | 83 | ASN |
| 1 | V | 83 | ASN |
| 1 | W | 83 | ASN |
| 1 | X | 83 | ASN |
| 1 | Y | 83 | ASN |
| 1 | Z | 83 | ASN |
| 1 | a | 83 | ASN |
| 1 | b | 83 | ASN |
| 1 | c | 83 | ASN |
| 1 | d | 83 | ASN |
| 1 | e | 83 | ASN |
| 1 | f | 83 | ASN |
| 1 | g | 83 | ASN |
| 1 | h | 83 | ASN |
| 1 | i | 83 | ASN |
| 1 | j | 83 | ASN |
| 1 | k | 83 | ASN |
| 1 | l | 83 | ASN |
| 1 | m | 83 | ASN |
| 1 | n | 83 | ASN |
| 1 | o | 83 | ASN |
| 1 | p | 83 | ASN |
| 1 | q | 83 | ASN |
| 1 | r | 83 | ASN |

Continued on next page...

Continued from previous page...

| Mol | Chain | Res | Type |
|-----|-------|-----|------|
| 1 | s | 83 | ASN |
| 1 | t | 83 | ASN |
| 1 | u | 83 | ASN |
| 1 | v | 83 | ASN |
| 1 | w | 83 | ASN |
| 1 | x | 83 | ASN |
| 1 | y | 83 | ASN |
| 1 | z | 83 | ASN |

5.3.3 RNA [i](#)

There are no RNA molecules in this entry.

5.4 Non-standard residues in protein, DNA, RNA chains [i](#)

There are no non-standard protein/DNA/RNA residues in this entry.

5.5 Carbohydrates [i](#)

There are no oligosaccharides in this entry.

5.6 Ligand geometry [i](#)

There are no ligands in this entry.

5.7 Other polymers [i](#)

There are no such residues in this entry.

5.8 Polymer linkage issues [i](#)

There are no chain breaks in this entry.