



## Full wwPDB EM Validation Report ⓘ

Jan 27, 2025 – 11:59 AM EST

PDB ID : 9MQ4  
EMDB ID : EMD-48513  
Title : Damaged 70S ribosome with PrfH bound  
Authors : Tian, Y.; Li, Q.; Jin, H.; Fatma, S.; Zeng, F.; Huang, R.H.  
Deposited on : 2025-01-01  
Resolution : 2.78 Å (reported)

This is a Full wwPDB EM Validation Report for a publicly released PDB entry.

We welcome your comments at [validation@mail.wwpdb.org](mailto:validation@mail.wwpdb.org)

A user guide is available at

<https://www.wwpdb.org/validation/2017/EMValidationReportHelp>

with specific help available everywhere you see the ⓘ symbol.

The types of validation reports are described at

<http://www.wwpdb.org/validation/2017/FAQs#types>.

---

The following versions of software and data (see [references ⓘ](#)) were used in the production of this report:

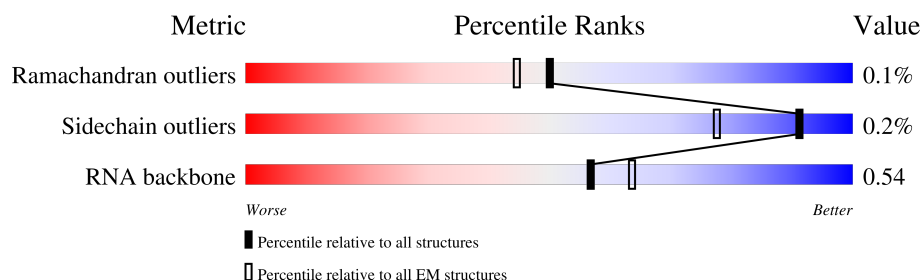
EMDB validation analysis : 0.0.1.dev113  
Mogul : 2022.3.0, CSD as543be (2022)  
MolProbity : 4.02b-467  
Percentile statistics : 20231227.v01 (using entries in the PDB archive December 27th 2023)  
MapQ : 1.9.13  
Ideal geometry (proteins) : Engh & Huber (2001)  
Ideal geometry (DNA, RNA) : Parkinson et al. (1996)  
Validation Pipeline (wwPDB-VP) : 2.40

# 1 Overall quality at a glance

The following experimental techniques were used to determine the structure:  
*ELECTRON MICROSCOPY*

The reported resolution of this entry is 2.78 Å.

Percentile scores (ranging between 0-100) for global validation metrics of the entry are shown in the following graphic. The table shows the number of entries on which the scores are based.



| Metric                | Whole archive<br>(#Entries) | EM structures<br>(#Entries) |
|-----------------------|-----------------------------|-----------------------------|
| Ramachandran outliers | 207382                      | 16835                       |
| Sidechain outliers    | 206894                      | 16415                       |
| RNA backbone          | 6643                        | 2191                        |

The table below summarises the geometric issues observed across the polymeric chains and their fit to the map. The red, orange, yellow and green segments of the bar indicate the fraction of residues that contain outliers for  $\geq 3$ , 2, 1 and 0 types of geometric quality criteria respectively. A grey segment represents the fraction of residues that are not modelled. The numeric value for each fraction is indicated below the corresponding segment, with a dot representing fractions  $\leq 5\%$ . The upper red bar (where present) indicates the fraction of residues that have poor fit to the EM map (all-atom inclusion  $< 40\%$ ). The numeric value is given above the bar.

| Mol | Chain | Length | Quality of chain |
|-----|-------|--------|------------------|
| 1   | 1     | 2903   |                  |
| 2   | 2     | 1534   |                  |
| 3   | 4     | 120    |                  |
| 4   | 5     | 77     |                  |
| 4   | 6     | 77     |                  |
| 5   | 7     | 25     |                  |
| 6   | A     | 231    |                  |
| 7   | B     | 273    |                  |

Continued on next page...

Continued from previous page...

| Mol | Chain | Length | Quality of chain |
|-----|-------|--------|------------------|
| 8   | C     | 209    |                  |
| 9   | D     | 201    |                  |
| 10  | E     | 179    |                  |
| 11  | F     | 177    |                  |
| 12  | G     | 149    |                  |
| 13  | H     | 165    |                  |
| 14  | I     | 142    |                  |
| 15  | J     | 142    |                  |
| 16  | K     | 123    |                  |
| 17  | L     | 144    |                  |
| 18  | M     | 136    |                  |
| 19  | N     | 127    |                  |
| 20  | O     | 117    |                  |
| 21  | P     | 115    |                  |
| 22  | Q     | 118    |                  |
| 23  | R     | 103    |                  |
| 24  | S     | 110    |                  |
| 25  | T     | 100    |                  |
| 26  | U     | 104    |                  |
| 27  | V     | 94     |                  |
| 28  | W     | 85     |                  |
| 29  | X     | 78     |                  |
| 30  | Y     | 63     |                  |
| 31  | Z     | 59     |                  |
| 32  | a     | 70     |                  |

Continued on next page...

Continued from previous page...

| Mol | Chain | Length | Quality of chain |
|-----|-------|--------|------------------|
| 33  | b     | 57     |                  |
| 34  | c     | 55     |                  |
| 35  | d     | 46     |                  |
| 36  | e     | 65     |                  |
| 37  | f     | 38     |                  |
| 38  | g     | 241    |                  |
| 39  | h     | 233    |                  |
| 40  | i     | 206    |                  |
| 41  | j     | 167    |                  |
| 42  | k     | 135    |                  |
| 43  | l     | 179    |                  |
| 44  | m     | 130    |                  |
| 45  | n     | 130    |                  |
| 46  | o     | 103    |                  |
| 47  | p     | 129    |                  |
| 48  | q     | 124    |                  |
| 49  | r     | 118    |                  |
| 50  | s     | 101    |                  |
| 51  | t     | 89     |                  |
| 52  | u     | 82     |                  |
| 53  | v     | 84     |                  |
| 54  | w     | 75     |                  |
| 55  | x     | 92     |                  |
| 56  | y     | 87     |                  |
| 57  | z     | 71     |                  |

The following table lists non-polymeric compounds, carbohydrate monomers and non-standard residues in protein, DNA, RNA chains that are outliers for geometric or electron-density-fit criteria:

| Mol | Type | Chain | Res  | Chirality | Geometry | Clashes | Electron density |
|-----|------|-------|------|-----------|----------|---------|------------------|
| 1   | G7M  | 1     | 2069 | X         | -        | -       | -                |

## 2 Entry composition

There are 60 unique types of molecules in this entry. The entry contains 150154 atoms, of which 0 are hydrogens and 0 are deuteriums.

In the tables below, the AltConf column contains the number of residues with at least one atom in alternate conformation and the Trace column contains the number of residues modelled with at most 2 atoms.

- Molecule 1 is a RNA chain called 23S ribosomal RNA.

| Mol | Chain | Residues | Atoms |       |       |       |      | AltConf | Trace |
|-----|-------|----------|-------|-------|-------|-------|------|---------|-------|
| 1   | 1     | 2903     | Total | C     | N     | O     | P    | 0       | 0     |
|     |       |          | 62336 | 27816 | 11470 | 20147 | 2903 |         |       |

- Molecule 2 is a RNA chain called 16S ribosomal RNA.

| Mol | Chain | Residues | Atoms |       |      |       |      | AltConf | Trace |
|-----|-------|----------|-------|-------|------|-------|------|---------|-------|
| 2   | 2     | 1534     | Total | C     | N    | O     | P    | 0       | 0     |
|     |       |          | 32929 | 14693 | 6041 | 10661 | 1534 |         |       |

- Molecule 3 is a RNA chain called 5S ribosomal RNA.

| Mol | Chain | Residues | Atoms |      |     |     |     | AltConf | Trace |
|-----|-------|----------|-------|------|-----|-----|-----|---------|-------|
| 3   | 4     | 120      | Total | C    | N   | O   | P   | 0       | 0     |
|     |       |          | 2569  | 1144 | 468 | 837 | 120 |         |       |

- Molecule 4 is a RNA chain called P-tRNA, E-tRNA.

| Mol | Chain | Residues | Atoms |     |     |     |    | AltConf | Trace |
|-----|-------|----------|-------|-----|-----|-----|----|---------|-------|
| 4   | 5     | 77       | Total | C   | N   | O   | P  | 0       | 0     |
|     |       |          | 1643  | 732 | 297 | 537 | 77 |         |       |
| 4   | 6     | 77       | Total | C   | N   | O   | P  | 0       | 0     |
|     |       |          | 1640  | 732 | 297 | 535 | 76 |         |       |

- Molecule 5 is a RNA chain called mRNA.

| Mol | Chain | Residues | Atoms |    |    |    |   | AltConf | Trace |
|-----|-------|----------|-------|----|----|----|---|---------|-------|
| 5   | 7     | 6        | Total | C  | N  | O  | P | 0       | 0     |
|     |       |          | 131   | 59 | 27 | 39 | 6 |         |       |

- Molecule 6 is a protein called Peptide chain release factor H.

| Mol | Chain | Residues | Atoms |      |     |     |   | AltConf | Trace |
|-----|-------|----------|-------|------|-----|-----|---|---------|-------|
| 6   | A     | 229      | Total | C    | N   | O   | S | 0       | 0     |
|     |       |          | 1840  | 1157 | 337 | 342 | 4 |         |       |

- Molecule 7 is a protein called 50S ribosomal protein L2.

| Mol | Chain | Residues | Atoms |      |     |     |   | AltConf | Trace |
|-----|-------|----------|-------|------|-----|-----|---|---------|-------|
| 7   | B     | 271      | Total | C    | N   | O   | S | 0       | 0     |
|     |       |          | 2082  | 1288 | 423 | 364 | 7 |         |       |

- Molecule 8 is a protein called 50S ribosomal protein L3.

| Mol | Chain | Residues | Atoms |     |     |     |   | AltConf | Trace |
|-----|-------|----------|-------|-----|-----|-----|---|---------|-------|
| 8   | C     | 209      | Total | C   | N   | O   | S | 0       | 0     |
|     |       |          | 1565  | 979 | 288 | 294 | 4 |         |       |

- Molecule 9 is a protein called Large ribosomal subunit protein uL4.

| Mol | Chain | Residues | Atoms |     |     |     |   | AltConf | Trace |
|-----|-------|----------|-------|-----|-----|-----|---|---------|-------|
| 9   | D     | 201      | Total | C   | N   | O   | S | 0       | 0     |
|     |       |          | 1552  | 974 | 283 | 290 | 5 |         |       |

- Molecule 10 is a protein called Large ribosomal subunit protein uL5.

| Mol | Chain | Residues | Atoms |     |     |     |   | AltConf | Trace |
|-----|-------|----------|-------|-----|-----|-----|---|---------|-------|
| 10  | E     | 177      | Total | C   | N   | O   | S | 0       | 0     |
|     |       |          | 1410  | 899 | 249 | 256 | 6 |         |       |

- Molecule 11 is a protein called Large ribosomal subunit protein uL6.

| Mol | Chain | Residues | Atoms |     |     |     |   | AltConf | Trace |
|-----|-------|----------|-------|-----|-----|-----|---|---------|-------|
| 11  | F     | 175      | Total | C   | N   | O   | S | 0       | 0     |
|     |       |          | 1313  | 826 | 241 | 244 | 2 |         |       |

- Molecule 12 is a protein called Large ribosomal subunit protein bL9.

| Mol | Chain | Residues | Atoms |     |     |     |   | AltConf | Trace |
|-----|-------|----------|-------|-----|-----|-----|---|---------|-------|
| 12  | G     | 149      | Total | C   | N   | O   | S | 0       | 0     |
|     |       |          | 1111  | 699 | 197 | 214 | 1 |         |       |

- Molecule 13 is a protein called 50S ribosomal protein L10.

| Mol | Chain | Residues | Atoms |     |     |     |   | AltConf | Trace |
|-----|-------|----------|-------|-----|-----|-----|---|---------|-------|
| 13  | H     | 130      | Total | C   | N   | O   | S | 0       | 0     |
|     |       |          | 980   | 620 | 174 | 182 | 4 |         |       |

- Molecule 14 is a protein called 50S ribosomal protein L11.

| Mol | Chain | Residues | Atoms |     |     |     |   | AltConf | Trace |
|-----|-------|----------|-------|-----|-----|-----|---|---------|-------|
| 14  | I     | 135      | Total | C   | N   | O   | S | 0       | 0     |
|     |       |          | 984   | 622 | 171 | 185 | 6 |         |       |

- Molecule 15 is a protein called Large ribosomal subunit protein uL13.

| Mol | Chain | Residues | Atoms |     |     |     |   | AltConf | Trace |
|-----|-------|----------|-------|-----|-----|-----|---|---------|-------|
| 15  | J     | 142      | Total | C   | N   | O   | S | 0       | 0     |
|     |       |          | 1129  | 714 | 212 | 199 | 4 |         |       |

- Molecule 16 is a protein called Large ribosomal subunit protein uL14.

| Mol | Chain | Residues | Atoms |     |     |     |   | AltConf | Trace |
|-----|-------|----------|-------|-----|-----|-----|---|---------|-------|
| 16  | K     | 123      | Total | C   | N   | O   | S | 0       | 0     |
|     |       |          | 946   | 593 | 181 | 166 | 6 |         |       |

- Molecule 17 is a protein called Large ribosomal subunit protein uL15.

| Mol | Chain | Residues | Atoms |     |     |     |   | AltConf | Trace |
|-----|-------|----------|-------|-----|-----|-----|---|---------|-------|
| 17  | L     | 144      | Total | C   | N   | O   | S | 0       | 0     |
|     |       |          | 1053  | 654 | 207 | 190 | 2 |         |       |

- Molecule 18 is a protein called 50S ribosomal protein L16.

| Mol | Chain | Residues | Atoms |     |     |     |   | AltConf | Trace |
|-----|-------|----------|-------|-----|-----|-----|---|---------|-------|
| 18  | M     | 136      | Total | C   | N   | O   | S | 0       | 0     |
|     |       |          | 1074  | 686 | 205 | 177 | 6 |         |       |

- Molecule 19 is a protein called Large ribosomal subunit protein bL17.

| Mol | Chain | Residues | Atoms |     |     |     |   | AltConf | Trace |
|-----|-------|----------|-------|-----|-----|-----|---|---------|-------|
| 19  | N     | 119      | Total | C   | N   | O   | S | 0       | 0     |
|     |       |          | 951   | 588 | 195 | 163 | 5 |         |       |

- Molecule 20 is a protein called Large ribosomal subunit protein uL18.



| Mol | Chain | Residues | Atoms |     |     |     | AltConf | Trace |
|-----|-------|----------|-------|-----|-----|-----|---------|-------|
| 20  | O     | 116      | Total | C   | N   | O   | 0       | 0     |
|     |       |          | 892   | 552 | 178 | 162 |         |       |

- Molecule 21 is a protein called Large ribosomal subunit protein bL19.

| Mol | Chain | Residues | Atoms |     |     |     |   | AltConf | Trace |
|-----|-------|----------|-------|-----|-----|-----|---|---------|-------|
| 21  | P     | 114      | Total | C   | N   | O   | S | 0       | 0     |
|     |       |          | 917   | 574 | 179 | 163 | 1 |         |       |

- Molecule 22 is a protein called 50S ribosomal protein L20.

| Mol | Chain | Residues | Atoms |     |     |     | AltConf | Trace |
|-----|-------|----------|-------|-----|-----|-----|---------|-------|
| 22  | Q     | 117      | Total | C   | N   | O   | 0       | 0     |
|     |       |          | 947   | 604 | 192 | 151 |         |       |

- Molecule 23 is a protein called Large ribosomal subunit protein bL21.

| Mol | Chain | Residues | Atoms |     |     |     |   | AltConf | Trace |
|-----|-------|----------|-------|-----|-----|-----|---|---------|-------|
| 23  | R     | 103      | Total | C   | N   | O   | S | 0       | 0     |
|     |       |          | 816   | 516 | 153 | 145 | 2 |         |       |

- Molecule 24 is a protein called Large ribosomal subunit protein uL22.

| Mol | Chain | Residues | Atoms |     |     |     |   | AltConf | Trace |
|-----|-------|----------|-------|-----|-----|-----|---|---------|-------|
| 24  | S     | 110      | Total | C   | N   | O   | S | 0       | 0     |
|     |       |          | 857   | 532 | 166 | 156 | 3 |         |       |

- Molecule 25 is a protein called 50S ribosomal protein L23.

| Mol | Chain | Residues | Atoms |     |     |     |   | AltConf | Trace |
|-----|-------|----------|-------|-----|-----|-----|---|---------|-------|
| 25  | T     | 94       | Total | C   | N   | O   | S | 0       | 0     |
|     |       |          | 746   | 470 | 140 | 134 | 2 |         |       |

- Molecule 26 is a protein called 50S ribosomal protein L24.

| Mol | Chain | Residues | Atoms |     |     |     | AltConf | Trace |
|-----|-------|----------|-------|-----|-----|-----|---------|-------|
| 26  | U     | 103      | Total | C   | N   | O   | 0       | 0     |
|     |       |          | 788   | 498 | 148 | 142 |         |       |

- Molecule 27 is a protein called Large ribosomal subunit protein bL25.

| Mol | Chain | Residues | Atoms |     |     |     |   | AltConf | Trace |
|-----|-------|----------|-------|-----|-----|-----|---|---------|-------|
| 27  | V     | 94       | Total | C   | N   | O   | S | 0       | 0     |
|     |       |          | 753   | 479 | 137 | 134 | 3 |         |       |

- Molecule 28 is a protein called Large ribosomal subunit protein bL27.

| Mol | Chain | Residues | Atoms |     |     |     |   | AltConf | Trace |
|-----|-------|----------|-------|-----|-----|-----|---|---------|-------|
| 28  | W     | 76       | Total | C   | N   | O   | S | 0       | 0     |
|     |       |          | 582   | 360 | 117 | 104 | 1 |         |       |

- Molecule 29 is a protein called 50S ribosomal protein L28.

| Mol | Chain | Residues | Atoms |     |     |     |   | AltConf | Trace |
|-----|-------|----------|-------|-----|-----|-----|---|---------|-------|
| 29  | X     | 77       | Total | C   | N   | O   | S | 0       | 0     |
|     |       |          | 625   | 388 | 129 | 106 | 2 |         |       |

- Molecule 30 is a protein called Large ribosomal subunit protein uL29.

| Mol | Chain | Residues | Atoms |     |    |    |   | AltConf | Trace |
|-----|-------|----------|-------|-----|----|----|---|---------|-------|
| 30  | Y     | 62       | Total | C   | N  | O  | S | 0       | 0     |
|     |       |          | 501   | 308 | 98 | 94 | 1 |         |       |

- Molecule 31 is a protein called 50S ribosomal protein L30.

| Mol | Chain | Residues | Atoms |     |    |    |   | AltConf | Trace |
|-----|-------|----------|-------|-----|----|----|---|---------|-------|
| 31  | Z     | 58       | Total | C   | N  | O  | S | 0       | 0     |
|     |       |          | 448   | 281 | 87 | 78 | 2 |         |       |

- Molecule 32 is a protein called 50S ribosomal protein L31.

| Mol | Chain | Residues | Atoms |     |    |    |   | AltConf | Trace |
|-----|-------|----------|-------|-----|----|----|---|---------|-------|
| 32  | a     | 66       | Total | C   | N  | O  | S | 0       | 0     |
|     |       |          | 522   | 323 | 99 | 94 | 6 |         |       |

- Molecule 33 is a protein called 50S ribosomal protein L32.

| Mol | Chain | Residues | Atoms |     |    |    |   | AltConf | Trace |
|-----|-------|----------|-------|-----|----|----|---|---------|-------|
| 33  | b     | 56       | Total | C   | N  | O  | S | 0       | 0     |
|     |       |          | 444   | 269 | 94 | 80 | 1 |         |       |

- Molecule 34 is a protein called 50S ribosomal protein L33.

| Mol | Chain | Residues | Atoms |     |    |    | AltConf | Trace |
|-----|-------|----------|-------|-----|----|----|---------|-------|
| 34  | c     | 52       | Total | C   | N  | O  | 0       | 0     |
|     |       |          | 426   | 275 | 78 | 73 |         |       |

- Molecule 35 is a protein called 50S ribosomal protein L34.

| Mol | Chain | Residues | Atoms |     |    |    |   | AltConf | Trace |
|-----|-------|----------|-------|-----|----|----|---|---------|-------|
| 35  | d     | 46       | Total | C   | N  | O  | S | 0       | 0     |
|     |       |          | 377   | 228 | 90 | 57 | 2 |         |       |

- Molecule 36 is a protein called 50S ribosomal protein L35.

| Mol | Chain | Residues | Atoms |     |     |    |   | AltConf | Trace |
|-----|-------|----------|-------|-----|-----|----|---|---------|-------|
| 36  | e     | 64       | Total | C   | N   | O  | S | 0       | 0     |
|     |       |          | 504   | 323 | 105 | 74 | 2 |         |       |

- Molecule 37 is a protein called 50S ribosomal protein L36.

| Mol | Chain | Residues | Atoms |     |    |    |   | AltConf | Trace |
|-----|-------|----------|-------|-----|----|----|---|---------|-------|
| 37  | f     | 38       | Total | C   | N  | O  | S | 0       | 0     |
|     |       |          | 302   | 185 | 65 | 48 | 4 |         |       |

- Molecule 38 is a protein called 30S ribosomal protein S2.

| Mol | Chain | Residues | Atoms |      |     |     |   | AltConf | Trace |
|-----|-------|----------|-------|------|-----|-----|---|---------|-------|
| 38  | g     | 225      | Total | C    | N   | O   | S | 0       | 0     |
|     |       |          | 1760  | 1113 | 316 | 323 | 8 |         |       |

- Molecule 39 is a protein called 30S ribosomal protein S3.

| Mol | Chain | Residues | Atoms |      |     |     |   | AltConf | Trace |
|-----|-------|----------|-------|------|-----|-----|---|---------|-------|
| 39  | h     | 208      | Total | C    | N   | O   | S | 0       | 0     |
|     |       |          | 1636  | 1036 | 307 | 290 | 3 |         |       |

- Molecule 40 is a protein called 30S ribosomal protein S4.

| Mol | Chain | Residues | Atoms |      |     |     |   | AltConf | Trace |
|-----|-------|----------|-------|------|-----|-----|---|---------|-------|
| 40  | i     | 205      | Total | C    | N   | O   | S | 0       | 0     |
|     |       |          | 1643  | 1026 | 315 | 298 | 4 |         |       |

- Molecule 41 is a protein called Small ribosomal subunit protein uS5.

| Mol | Chain | Residues | Atoms |     |     |     |   | AltConf | Trace |
|-----|-------|----------|-------|-----|-----|-----|---|---------|-------|
| 41  | j     | 156      | Total | C   | N   | O   | S | 0       | 0     |
|     |       |          | 1152  | 717 | 217 | 212 | 6 |         |       |

- Molecule 42 is a protein called 30S ribosomal protein S6.

| Mol | Chain | Residues | Atoms |     |     |     |   | AltConf | Trace |
|-----|-------|----------|-------|-----|-----|-----|---|---------|-------|
| 42  | k     | 104      | Total | C   | N   | O   | S | 0       | 0     |
|     |       |          | 848   | 536 | 153 | 152 | 7 |         |       |

- Molecule 43 is a protein called 30S ribosomal protein S7.

| Mol | Chain | Residues | Atoms |     |     |     |   | AltConf | Trace |
|-----|-------|----------|-------|-----|-----|-----|---|---------|-------|
| 43  | l     | 151      | Total | C   | N   | O   | S | 0       | 0     |
|     |       |          | 1181  | 735 | 227 | 215 | 4 |         |       |

- Molecule 44 is a protein called Small ribosomal subunit protein uS8.

| Mol | Chain | Residues | Atoms |     |     |     |   | AltConf | Trace |
|-----|-------|----------|-------|-----|-----|-----|---|---------|-------|
| 44  | m     | 129      | Total | C   | N   | O   | S | 0       | 0     |
|     |       |          | 979   | 616 | 173 | 184 | 6 |         |       |

- Molecule 45 is a protein called Small ribosomal subunit protein uS9.

| Mol | Chain | Residues | Atoms |     |     |     |   | AltConf | Trace |
|-----|-------|----------|-------|-----|-----|-----|---|---------|-------|
| 45  | n     | 127      | Total | C   | N   | O   | S | 0       | 0     |
|     |       |          | 1022  | 634 | 206 | 179 | 3 |         |       |

- Molecule 46 is a protein called Small ribosomal subunit protein uS10.

| Mol | Chain | Residues | Atoms |     |     |     |   | AltConf | Trace |
|-----|-------|----------|-------|-----|-----|-----|---|---------|-------|
| 46  | o     | 99       | Total | C   | N   | O   | S | 0       | 0     |
|     |       |          | 790   | 495 | 151 | 143 | 1 |         |       |

- Molecule 47 is a protein called 30S ribosomal protein S11.

| Mol | Chain | Residues | Atoms |     |     |     |   | AltConf | Trace |
|-----|-------|----------|-------|-----|-----|-----|---|---------|-------|
| 47  | p     | 117      | Total | C   | N   | O   | S | 0       | 0     |
|     |       |          | 877   | 540 | 174 | 160 | 3 |         |       |

- Molecule 48 is a protein called Small ribosomal subunit protein uS12.

| Mol | Chain | Residues | Atoms |     |     |     |   | AltConf | Trace |
|-----|-------|----------|-------|-----|-----|-----|---|---------|-------|
| 48  | q     | 123      | Total | C   | N   | O   | S | 0       | 0     |
|     |       |          | 957   | 591 | 196 | 165 | 5 |         |       |

- Molecule 49 is a protein called 30S ribosomal protein S13.

| Mol | Chain | Residues | Atoms |     |     |     |   | AltConf | Trace |
|-----|-------|----------|-------|-----|-----|-----|---|---------|-------|
| 49  | r     | 116      | Total | C   | N   | O   | S | 0       | 0     |
|     |       |          | 900   | 558 | 181 | 158 | 3 |         |       |

- Molecule 50 is a protein called Small ribosomal subunit protein uS14.

| Mol | Chain | Residues | Atoms |     |     |     |   | AltConf | Trace |
|-----|-------|----------|-------|-----|-----|-----|---|---------|-------|
| 50  | s     | 100      | Total | C   | N   | O   | S | 0       | 0     |
|     |       |          | 805   | 499 | 164 | 139 | 3 |         |       |

- Molecule 51 is a protein called Small ribosomal subunit protein uS15.

| Mol | Chain | Residues | Atoms |     |     |     |   | AltConf | Trace |
|-----|-------|----------|-------|-----|-----|-----|---|---------|-------|
| 51  | t     | 88       | Total | C   | N   | O   | S | 0       | 0     |
|     |       |          | 714   | 439 | 144 | 130 | 1 |         |       |

- Molecule 52 is a protein called 30S ribosomal protein S16.

| Mol | Chain | Residues | Atoms |     |     |     |   | AltConf | Trace |
|-----|-------|----------|-------|-----|-----|-----|---|---------|-------|
| 52  | u     | 82       | Total | C   | N   | O   | S | 0       | 0     |
|     |       |          | 649   | 406 | 128 | 114 | 1 |         |       |

- Molecule 53 is a protein called Small ribosomal subunit protein uS17.

| Mol | Chain | Residues | Atoms |     |     |     |   | AltConf | Trace |
|-----|-------|----------|-------|-----|-----|-----|---|---------|-------|
| 53  | v     | 80       | Total | C   | N   | O   | S | 0       | 0     |
|     |       |          | 648   | 411 | 121 | 113 | 3 |         |       |

- Molecule 54 is a protein called 30S ribosomal protein S18.

| Mol | Chain | Residues | Atoms |     |     |    |   | AltConf | Trace |
|-----|-------|----------|-------|-----|-----|----|---|---------|-------|
| 54  | w     | 66       | Total | C   | N   | O  | S | 0       | 0     |
|     |       |          | 544   | 344 | 102 | 97 | 1 |         |       |

- Molecule 55 is a protein called Small ribosomal subunit protein uS19.

| Mol | Chain | Residues | Atoms |     |     |     |   | AltConf | Trace |
|-----|-------|----------|-------|-----|-----|-----|---|---------|-------|
| 55  | x     | 83       | Total | C   | N   | O   | S | 0       | 0     |
|     |       |          | 663   | 424 | 126 | 111 | 2 |         |       |

- Molecule 56 is a protein called 30S ribosomal protein S20.

| Mol | Chain | Residues | Atoms |     |     |     |   | AltConf | Trace |
|-----|-------|----------|-------|-----|-----|-----|---|---------|-------|
| 56  | y     | 86       | Total | C   | N   | O   | S | 0       | 0     |
|     |       |          | 669   | 414 | 138 | 114 | 3 |         |       |

- Molecule 57 is a protein called 30S ribosomal protein S21.

| Mol | Chain | Residues | Atoms |     |     |    |   | AltConf | Trace |
|-----|-------|----------|-------|-----|-----|----|---|---------|-------|
| 57  | z     | 70       | Total | C   | N   | O  | S | 0       | 0     |
|     |       |          | 589   | 366 | 125 | 97 | 1 |         |       |

- Molecule 58 is MAGNESIUM ION (three-letter code: MG) (formula: Mg).

| Mol | Chain | Residues | Atoms |     | AltConf |
|-----|-------|----------|-------|-----|---------|
| 58  | 1     | 292      | Total | Mg  | 0       |
|     |       |          | 292   | 292 |         |
| 58  | 2     | 125      | Total | Mg  | 0       |
|     |       |          | 125   | 125 |         |
| 58  | 4     | 8        | Total | Mg  | 0       |
|     |       |          | 8     | 8   |         |
| 58  | 5     | 5        | Total | Mg  | 0       |
|     |       |          | 5     | 5   |         |
| 58  | A     | 2        | Total | Mg  | 0       |
|     |       |          | 2     | 2   |         |
| 58  | C     | 1        | Total | Mg  | 0       |
|     |       |          | 1     | 1   |         |
| 58  | D     | 1        | Total | Mg  | 0       |
|     |       |          | 1     | 1   |         |
| 58  | b     | 2        | Total | Mg  | 0       |
|     |       |          | 2     | 2   |         |
| 58  | f     | 1        | Total | Mg  | 0       |
|     |       |          | 1     | 1   |         |
| 58  | i     | 1        | Total | Mg  | 0       |
|     |       |          | 1     | 1   |         |
| 58  | r     | 1        | Total | Mg  | 0       |
|     |       |          | 1     | 1   |         |

- Molecule 59 is ZINC ION (three-letter code: ZN) (formula: Zn).

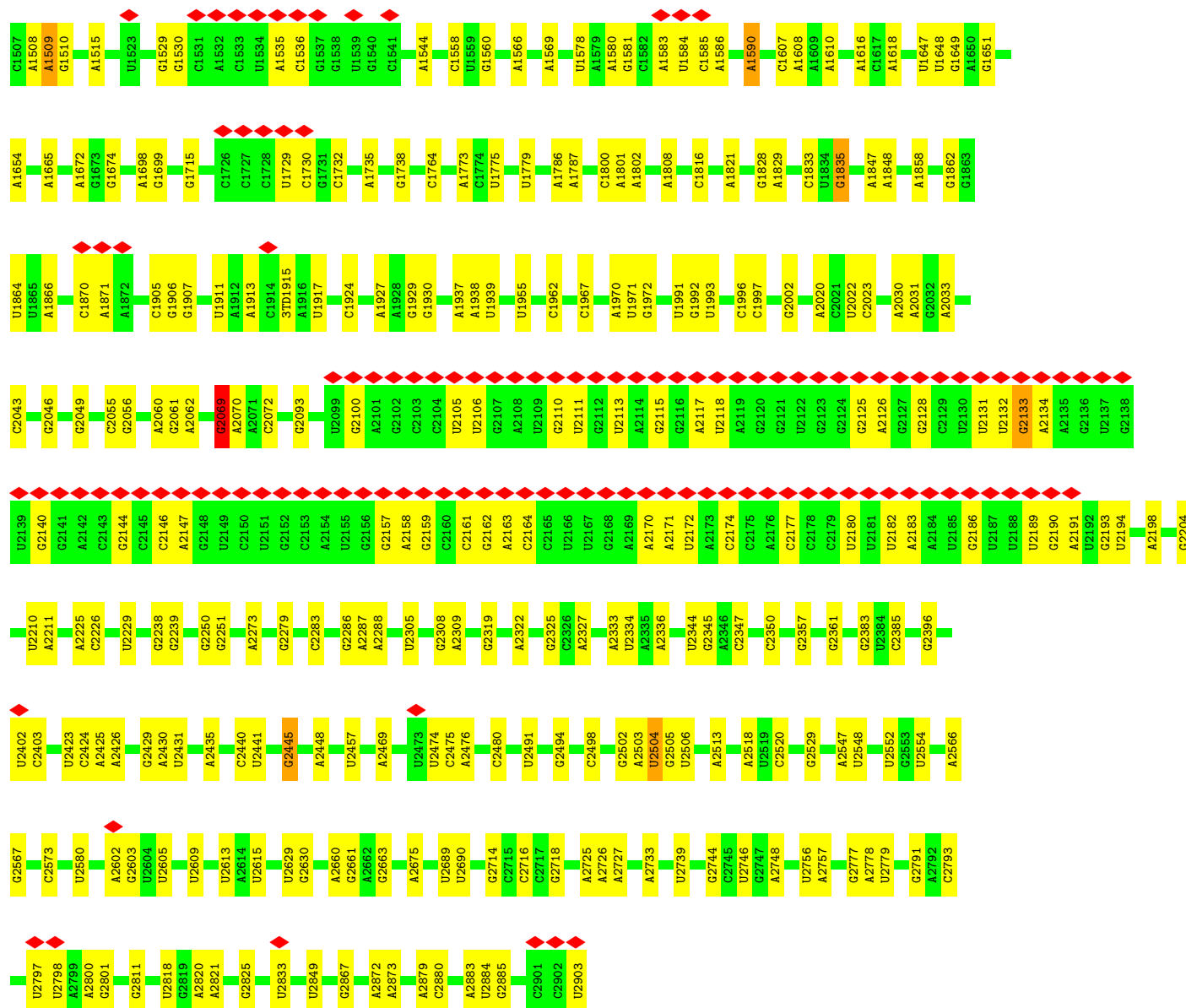
| Mol | Chain | Residues | Atoms      |         | AltConf |
|-----|-------|----------|------------|---------|---------|
| 59  | a     | 1        | Total<br>1 | Zn<br>1 | 0       |
| 59  | f     | 1        | Total<br>1 | Zn<br>1 | 0       |

- Molecule 60 is water.

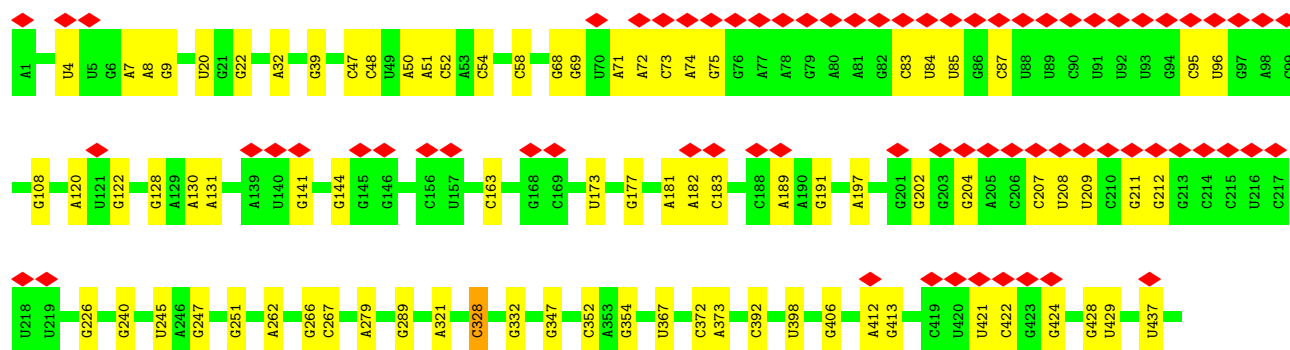
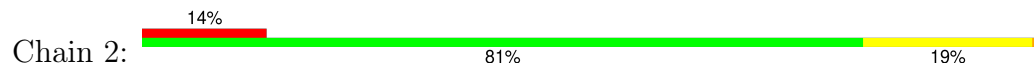
| Mol | Chain | Residues | Atoms      |        | AltConf |
|-----|-------|----------|------------|--------|---------|
| 60  | B     | 2        | Total<br>2 | O<br>2 | 0       |






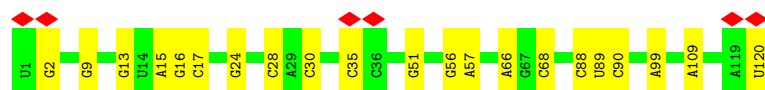
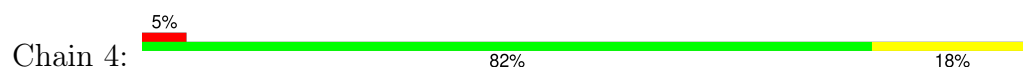


• Molecule 2: 16S ribosomal RNA

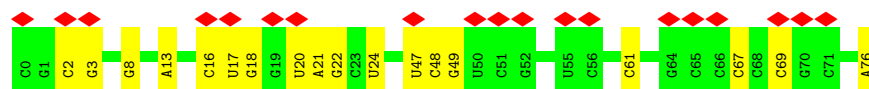
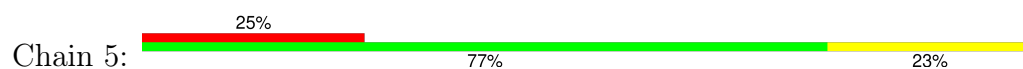




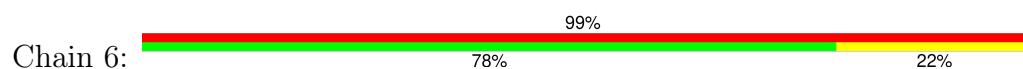
• Molecule 3: 5S ribosomal RNA



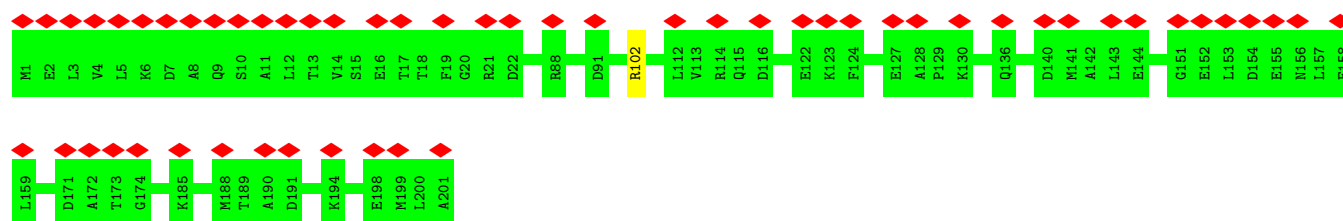
• Molecule 4: P-tRNA, E-tRNA



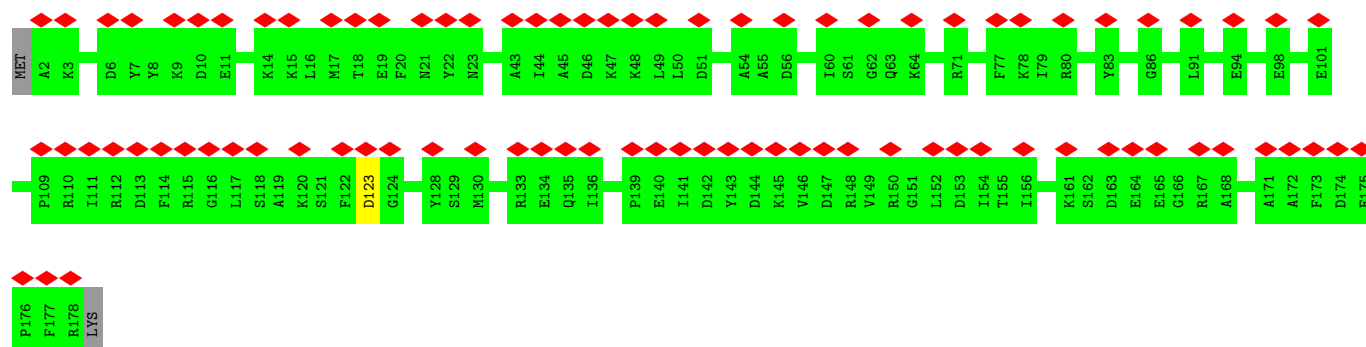
• Molecule 4: P-tRNA, E-tRNA



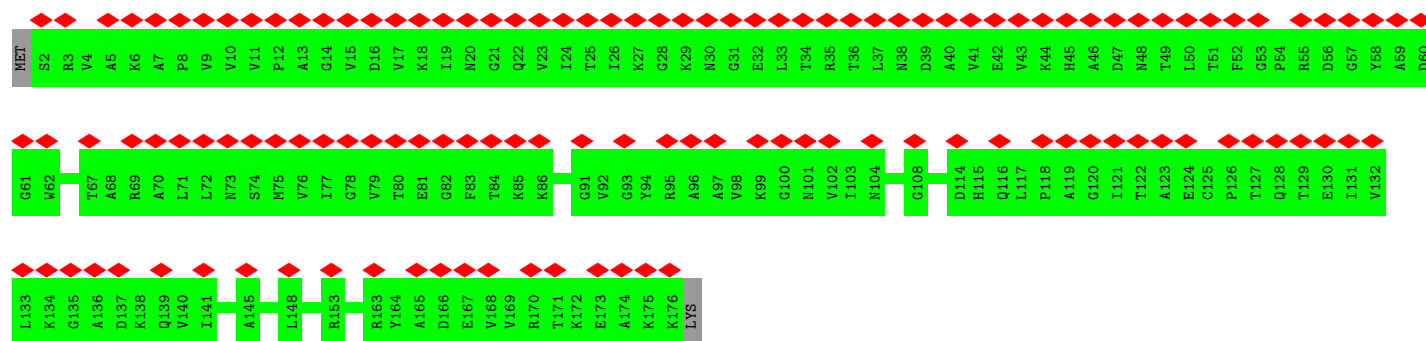




- Molecule 10: Large ribosomal subunit protein uL5

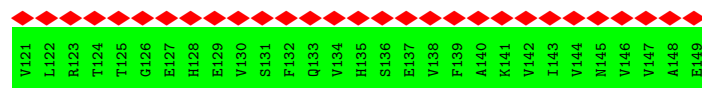


- Molecule 11: Large ribosomal subunit protein uL6


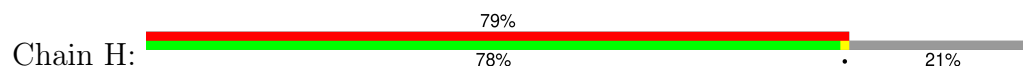


- Molecule 12: Large ribosomal subunit protein bL9

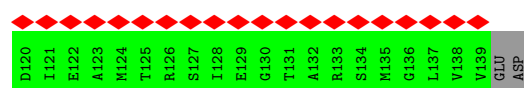




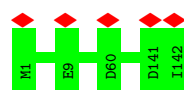
• Molecule 13: 50S ribosomal protein L10



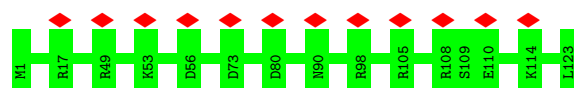
• Molecule 14: 50S ribosomal protein L11



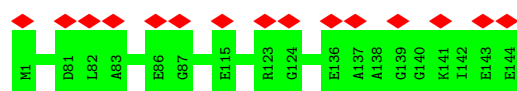
• Molecule 15: Large ribosomal subunit protein uL13



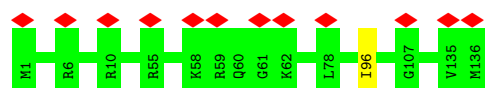
• Molecule 16: Large ribosomal subunit protein uL14



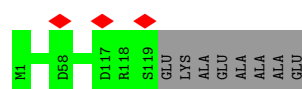
• Molecule 17: Large ribosomal subunit protein uL15



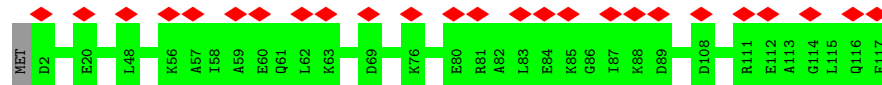
- Molecule 18: 50S ribosomal protein L16



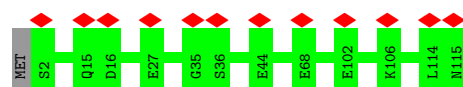
- Molecule 19: Large ribosomal subunit protein bL17



- Molecule 20: Large ribosomal subunit protein uL18



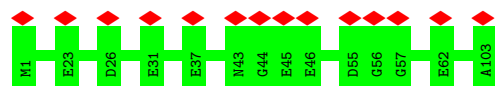
- Molecule 21: Large ribosomal subunit protein bL19



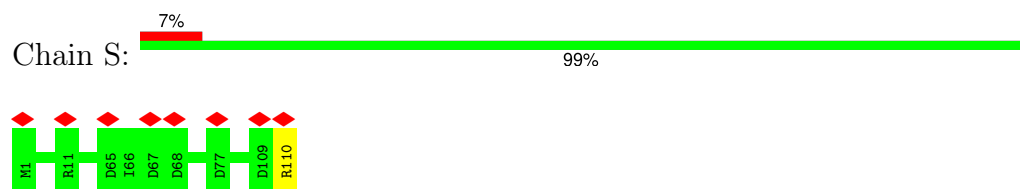
- Molecule 22: 50S ribosomal protein L20



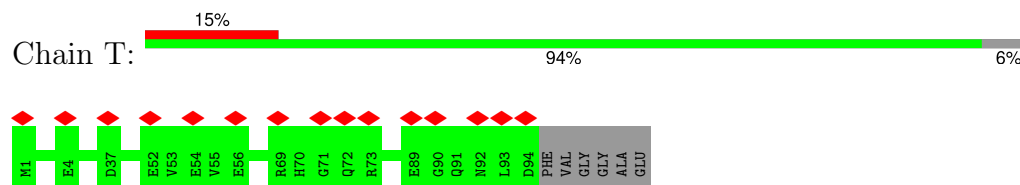
- Molecule 23: Large ribosomal subunit protein bL21



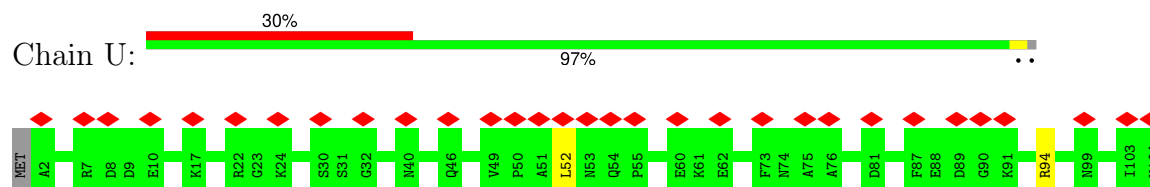
- Molecule 24: Large ribosomal subunit protein uL22



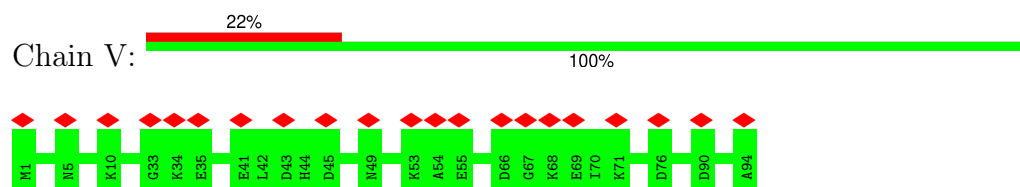
- Molecule 25: 50S ribosomal protein L23



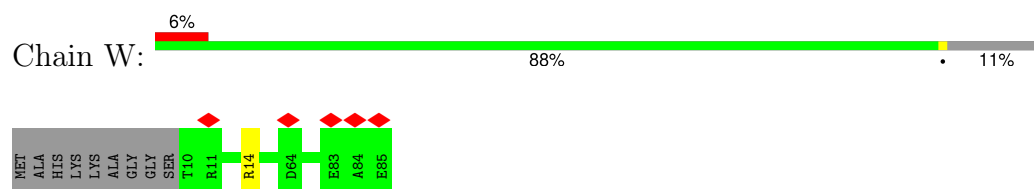
- Molecule 26: 50S ribosomal protein L24



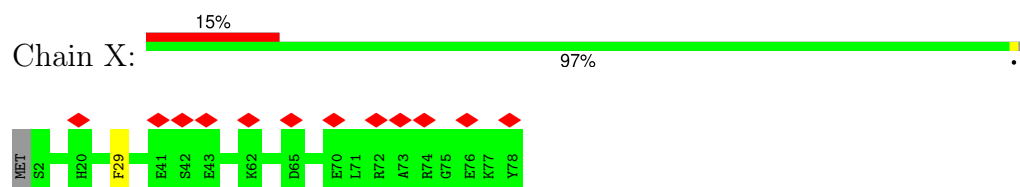
- Molecule 27: Large ribosomal subunit protein bL25



- Molecule 28: Large ribosomal subunit protein bL27

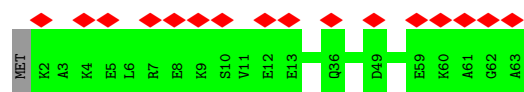


- Molecule 29: 50S ribosomal protein L28

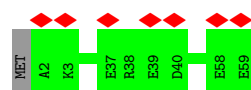


- Molecule 30: Large ribosomal subunit protein uL29

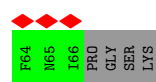
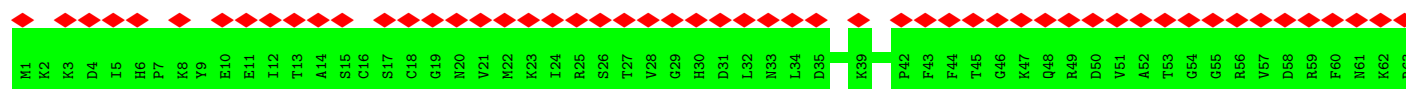
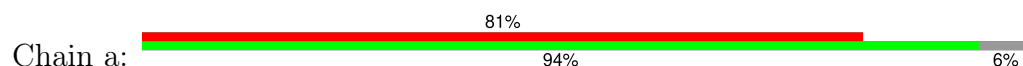




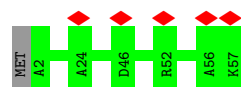
- Molecule 31: 50S ribosomal protein L30



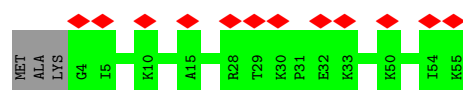
- Molecule 32: 50S ribosomal protein L31



- Molecule 33: 50S ribosomal protein L32



- Molecule 34: 50S ribosomal protein L33



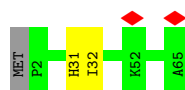
- Molecule 35: 50S ribosomal protein L34



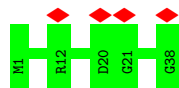
- Molecule 36: 50S ribosomal protein L35




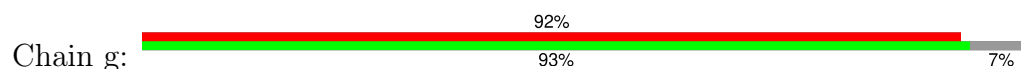




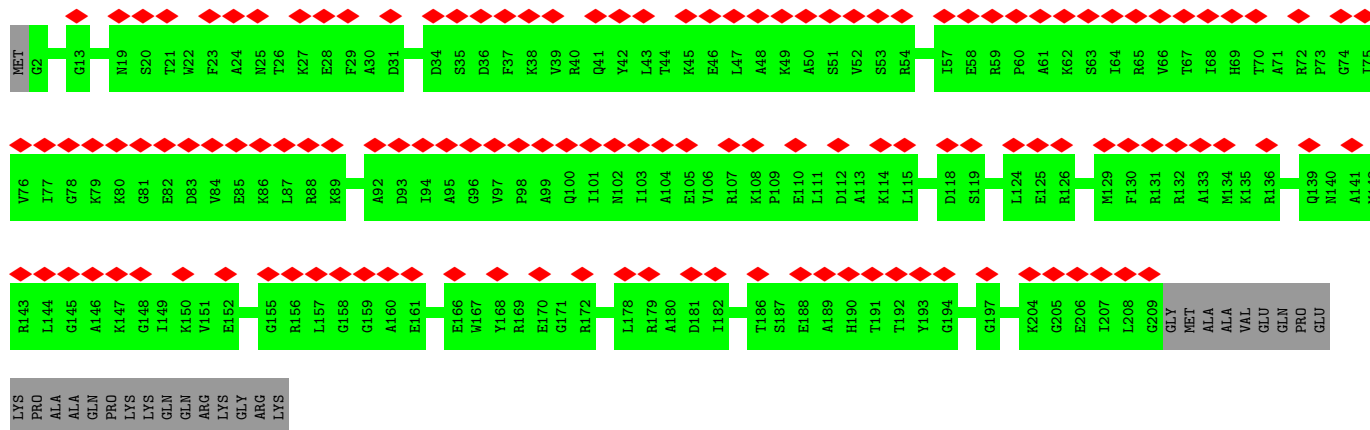
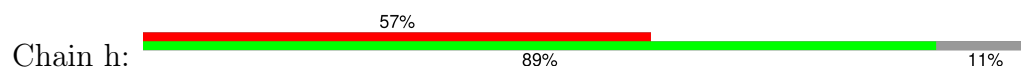
- Molecule 37: 50S ribosomal protein L36



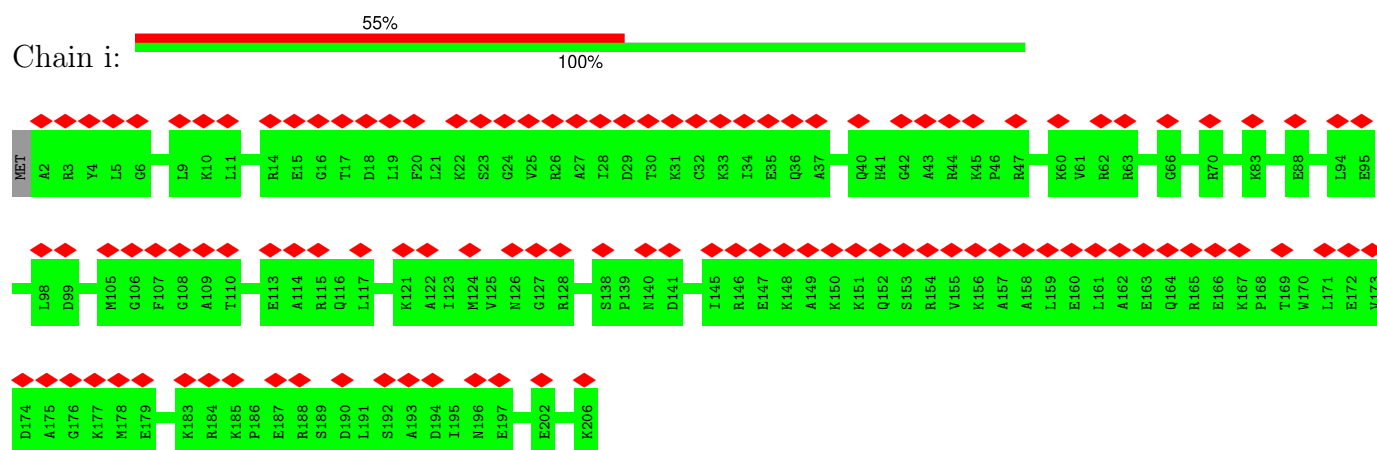
- Molecule 38: 30S ribosomal protein S2



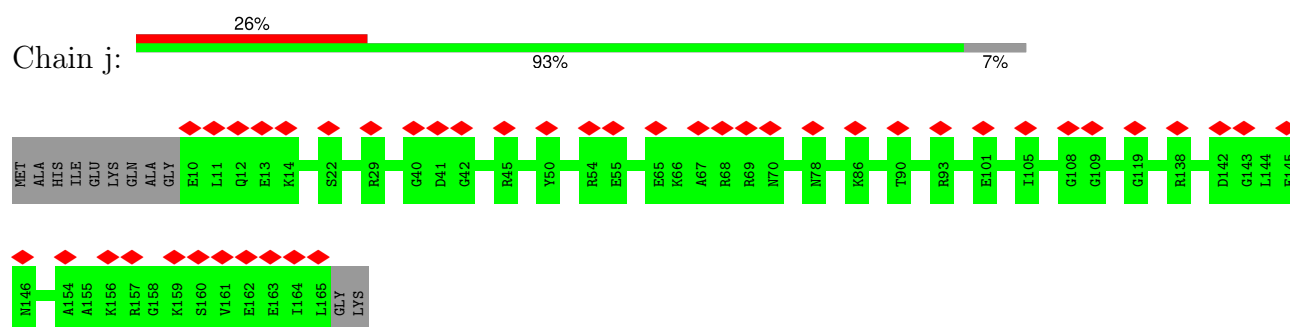
- Molecule 39: 30S ribosomal protein S3



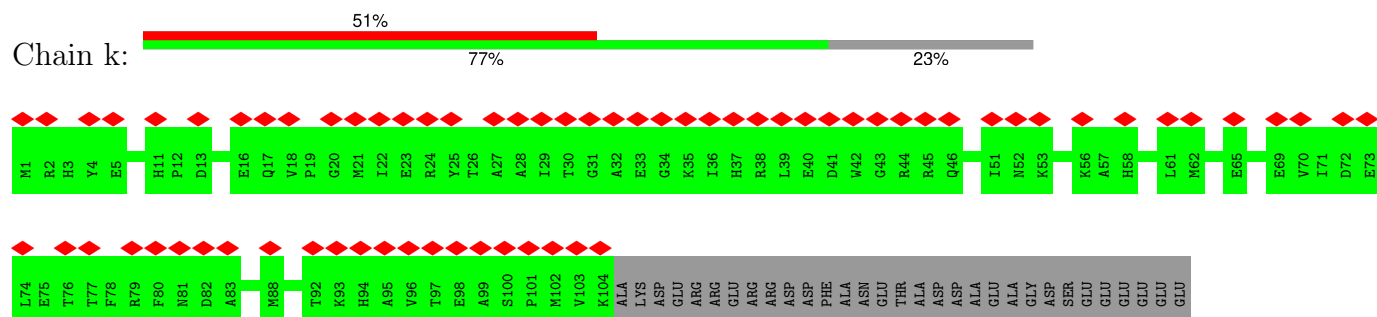
- Molecule 40: 30S ribosomal protein S4



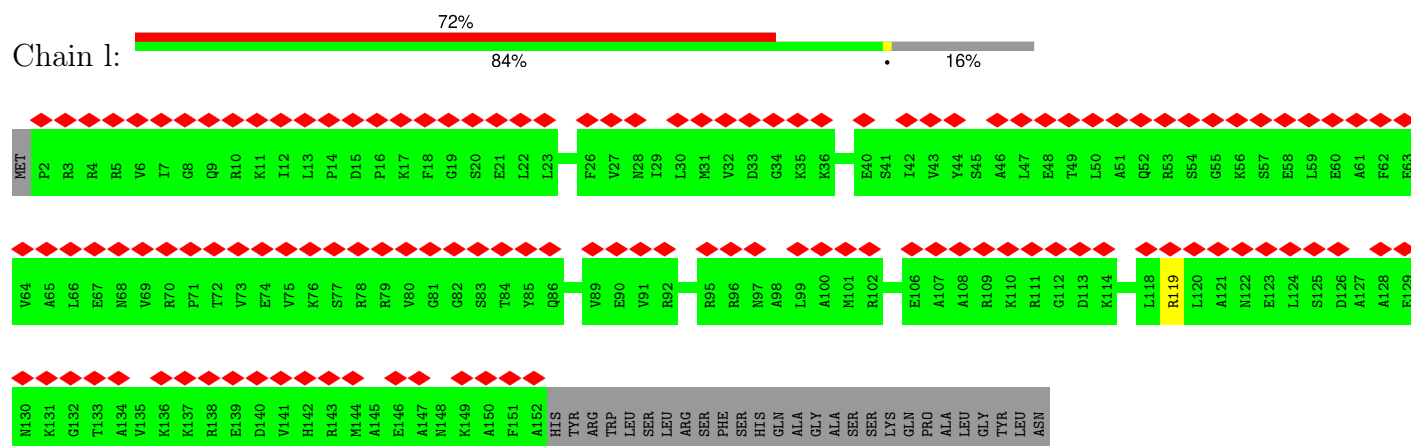
• Molecule 41: Small ribosomal subunit protein uS5



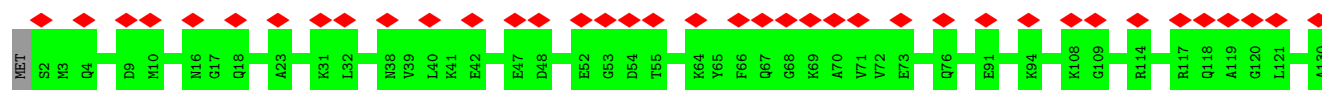
• Molecule 42: 30S ribosomal protein S6



• Molecule 43: 30S ribosomal protein S7



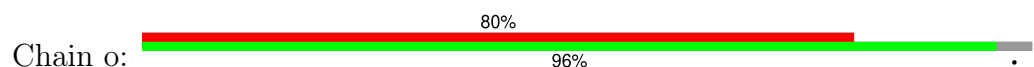
- Molecule 44: Small ribosomal subunit protein uS8



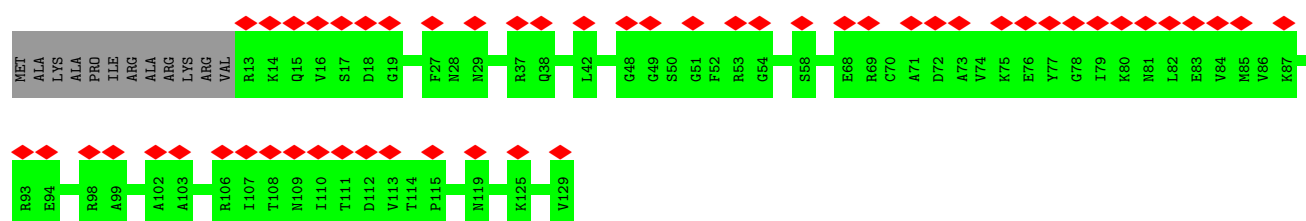
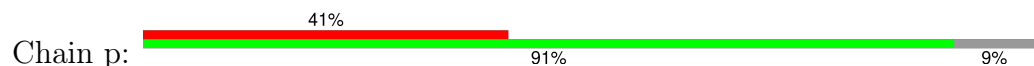
- Molecule 45: Small ribosomal subunit protein uS9



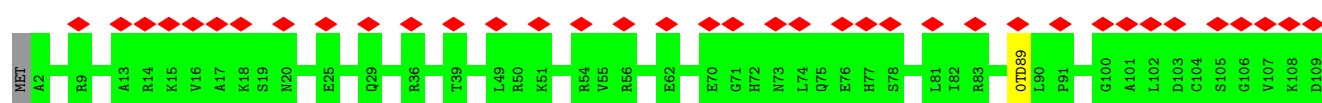
- Molecule 46: Small ribosomal subunit protein uS10

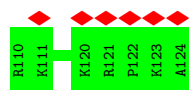


- Molecule 47: 30S ribosomal protein S11

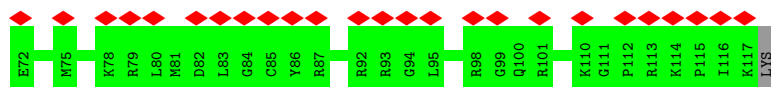
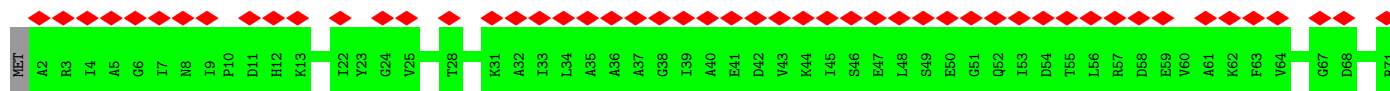


- Molecule 48: Small ribosomal subunit protein uS12

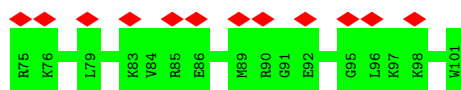
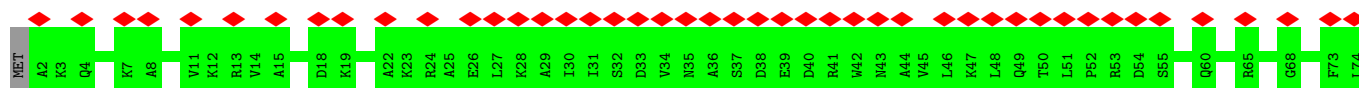




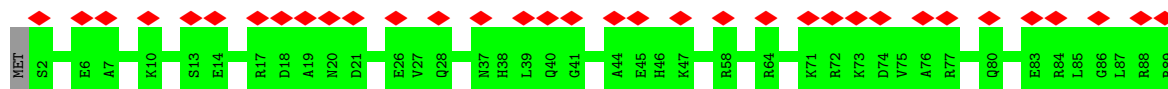
- Molecule 49: 30S ribosomal protein S13



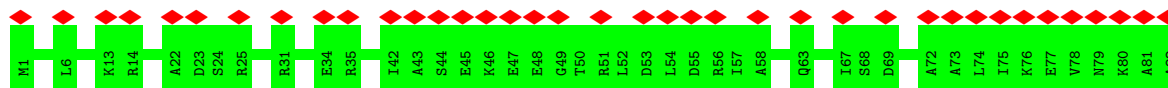
- Molecule 50: Small ribosomal subunit protein uS14



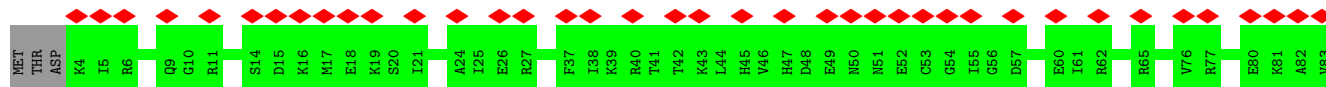
- Molecule 51: Small ribosomal subunit protein uS15



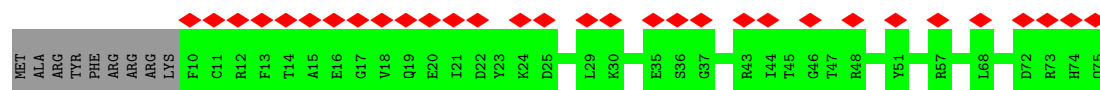
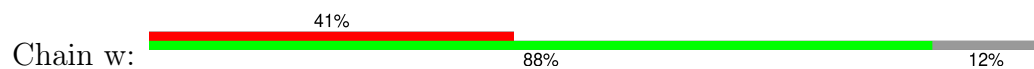
- Molecule 52: 30S ribosomal protein S16




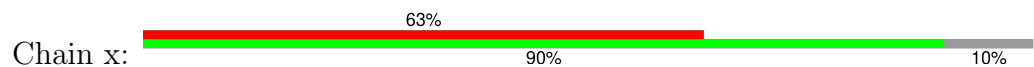
- Molecule 53: Small ribosomal subunit protein uS17



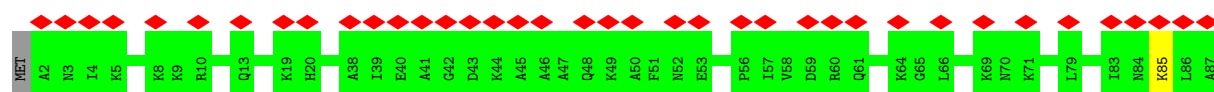
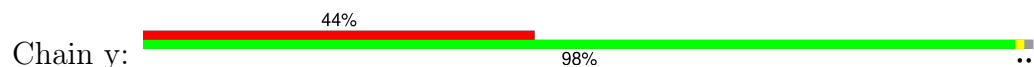
## • Molecule 54: 30S ribosomal protein S18




## • Molecule 55: Small ribosomal subunit protein uS19



## • Molecule 56: 30S ribosomal protein S20



## • Molecule 57: 30S ribosomal protein S21



## 4 Experimental information

| Property                             | Value                                   | Source    |
|--------------------------------------|---|-----------|
| EM reconstruction method             | SINGLE PARTICLE                         | Depositor |
| Imposed symmetry                     | POINT, Not provided                     |           |
| Number of particles used             | 104212                                  | Depositor |
| Resolution determination method      | FSC 0.143 CUT-OFF                       | Depositor |
| CTF correction method                | PHASE FLIPPING AND AMPLITUDE CORRECTION | Depositor |
| Microscope                           | TFS KRIOS                               | Depositor |
| Voltage (kV)                         | 300                                     | Depositor |
| Electron dose ( $e^-/\text{\AA}^2$ ) | 30.0                                    | Depositor |
| Minimum defocus (nm)                 | 1000                                    | Depositor |
| Maximum defocus (nm)                 | 2500                                    | Depositor |
| Magnification                        | Not provided                            |           |
| Image detector                       | FEI FALCON III (4k x 4k)                | Depositor |
| Maximum map value                    | 2.049                                   | Depositor |
| Minimum map value                    | -0.537                                  | Depositor |
| Average map value                    | 0.006                                   | Depositor |
| Map value standard deviation         | 0.090                                   | Depositor |
| Recommended contour level            | 0.456                                   | Depositor |
| Map size ( $\text{\AA}$ )            | 403.19998, 403.19998, 403.19998         | wwPDB     |
| Map dimensions                       | 384, 384, 384                           | wwPDB     |
| Map angles ( $^\circ$ )              | 90.0, 90.0, 90.0                        | wwPDB     |
| Pixel spacing ( $\text{\AA}$ )       | 1.05, 1.05, 1.05                        | Depositor |

## 5 Model quality ⓘ

### 5.1 Standard geometry ⓘ

Bond lengths and bond angles in the following residue types are not validated in this section: OMU, 0TD, MA6, 5MU, 3TD, OMC, ZN, OMG, 2MG, MG, G7M, 5MC, 1MG, 6MZ, 4OC, PSU, UR3, 2MA

The Z score for a bond length (or angle) is the number of standard deviations the observed value is removed from the expected value. A bond length (or angle) with  $|Z| > 5$  is considered an outlier worth inspection. RMSZ is the root-mean-square of all Z scores of the bond lengths (or angles).

| Mol | Chain | Bond lengths |               | Bond angles |                  |
|-----|-------|--------------|---------------|-------------|------------------|
|     |       | RMSZ         | # Z  >5       | RMSZ        | # Z  >5          |
| 1   | 1     | 1.04         | 0/69285       | 0.90        | 26/108083 (0.0%) |
| 2   | 2     | 0.90         | 0/36590       | 0.90        | 20/57074 (0.0%)  |
| 3   | 4     | 0.83         | 0/2872        | 0.90        | 0/4478           |
| 4   | 5     | 0.71         | 0/1835        | 0.88        | 0/2859           |
| 4   | 6     | 0.28         | 0/1832        | 0.84        | 0/2855           |
| 5   | 7     | 0.85         | 0/147         | 0.73        | 0/227            |
| 6   | A     | 0.37         | 0/1869        | 0.57        | 0/2515           |
| 7   | B     | 0.58         | 0/2121        | 0.58        | 0/2852           |
| 8   | C     | 0.55         | 0/1586        | 0.58        | 0/2134           |
| 9   | D     | 0.49         | 0/1571        | 0.57        | 0/2113           |
| 10  | E     | 0.45         | 0/1434        | 0.58        | 0/1926           |
| 11  | F     | 0.42         | 0/1333        | 0.56        | 0/1805           |
| 12  | G     | 0.31         | 0/1122        | 0.54        | 0/1515           |
| 13  | H     | 0.26         | 0/993         | 0.55        | 1/1340 (0.1%)    |
| 14  | I     | 0.26         | 0/998         | 0.48        | 0/1348           |
| 15  | J     | 0.54         | 0/1152        | 0.56        | 0/1551           |
| 16  | K     | 0.51         | 0/955         | 0.56        | 0/1279           |
| 17  | L     | 0.49         | 0/1062        | 0.58        | 0/1413           |
| 18  | M     | 0.54         | 1/1093 (0.1%) | 0.56        | 0/1460           |
| 19  | N     | 0.52         | 0/964         | 0.59        | 0/1289           |
| 20  | O     | 0.45         | 0/902         | 0.52        | 0/1209           |
| 21  | P     | 0.53         | 0/929         | 0.55        | 0/1242           |
| 22  | Q     | 0.61         | 0/960         | 0.55        | 0/1278           |
| 23  | R     | 0.54         | 0/829         | 0.62        | 0/1107           |
| 24  | S     | 0.49         | 0/864         | 0.54        | 0/1156           |
| 25  | T     | 0.46         | 0/752         | 0.52        | 0/1005           |
| 26  | U     | 0.46         | 0/796         | 0.53        | 1/1062 (0.1%)    |
| 27  | V     | 0.45         | 0/766         | 0.55        | 0/1025           |
| 28  | W     | 0.54         | 0/589         | 0.52        | 0/779            |
| 29  | X     | 0.56         | 1/635 (0.2%)  | 0.57        | 0/848            |
| 30  | Y     | 0.39         | 0/502         | 0.55        | 0/667            |

| Mol | Chain | Bond lengths |                 | Bond angles |                  |
|-----|-------|--------------|-----------------|-------------|------------------|
|     |       | RMSZ         | # Z  >5         | RMSZ        | # Z  >5          |
| 31  | Z     | 0.46         | 0/452           | 0.63        | 0/605            |
| 32  | a     | 0.36         | 0/531           | 0.52        | 0/709            |
| 33  | b     | 0.49         | 0/450           | 0.56        | 0/599            |
| 34  | c     | 0.44         | 0/433           | 0.52        | 0/576            |
| 35  | d     | 0.49         | 0/380           | 0.50        | 0/498            |
| 36  | e     | 0.52         | 0/513           | 0.59        | 0/676            |
| 37  | f     | 0.48         | 0/303           | 0.55        | 0/397            |
| 38  | g     | 0.30         | 0/1791          | 0.54        | 1/2413 (0.0%)    |
| 39  | h     | 0.43         | 0/1663          | 0.55        | 0/2241           |
| 40  | i     | 0.45         | 0/1665          | 0.50        | 0/2227           |
| 41  | j     | 0.48         | 0/1165          | 0.58        | 0/1568           |
| 42  | k     | 0.43         | 0/867           | 0.58        | 0/1171           |
| 43  | l     | 0.37         | 0/1195          | 0.54        | 0/1602           |
| 44  | m     | 0.47         | 0/989           | 0.59        | 0/1326           |
| 45  | n     | 0.41         | 0/1034          | 0.54        | 0/1375           |
| 46  | o     | 0.42         | 0/800           | 0.58        | 0/1082           |
| 47  | p     | 0.42         | 0/893           | 0.52        | 0/1205           |
| 48  | q     | 0.50         | 0/960           | 0.57        | 0/1286           |
| 49  | r     | 0.38         | 0/909           | 0.52        | 0/1215           |
| 50  | s     | 0.44         | 0/817           | 0.52        | 0/1088           |
| 51  | t     | 0.44         | 0/722           | 0.55        | 0/964            |
| 52  | u     | 0.49         | 0/659           | 0.55        | 0/884            |
| 53  | v     | 0.43         | 0/657           | 0.59        | 0/881            |
| 54  | w     | 0.45         | 0/553           | 0.55        | 0/743            |
| 55  | x     | 0.40         | 0/680           | 0.54        | 0/915            |
| 56  | y     | 0.42         | 0/675           | 0.49        | 0/895            |
| 57  | z     | 0.29         | 0/597           | 0.44        | 0/792            |
| All | All   | 0.85         | 2/161691 (0.0%) | 0.82        | 49/241427 (0.0%) |

Chiral center outliers are detected by calculating the chiral volume of a chiral center and verifying if the center is modelled as a planar moiety or with the opposite hand. A planarity outlier is detected by checking planarity of atoms in a peptide group, atoms in a mainchain group or atoms of a sidechain that are expected to be planar.

| Mol | Chain | #Chirality outliers | #Planarity outliers |
|-----|-------|---------------------|---------------------|
| 1   | 1     | 3                   | 0                   |
| 6   | A     | 0                   | 1                   |
| 12  | G     | 0                   | 1                   |
| 36  | e     | 0                   | 1                   |
| All | All   | 3                   | 3                   |

All (2) bond length outliers are listed below:



| Mol | Chain | Res | Type | Atoms | Z     | Observed(Å) | Ideal(Å) |
|-----|-------|-----|------|-------|-------|-------------|----------|
| 29  | X     | 29  | PHE  | C-N   | -5.19 | 1.22        | 1.34     |
| 18  | M     | 96  | ILE  | C-N   | -5.05 | 1.22        | 1.34     |

All (49) bond angle outliers are listed below:

| Mol | Chain | Res  | Type | Atoms      | Z     | Observed(°) | Ideal(°) |
|-----|-------|------|------|------------|-------|-------------|----------|
| 2   | 2     | 1109 | C    | O4'-C1'-N1 | -8.69 | 101.25      | 108.20   |
| 2   | 2     | 1132 | C    | C2-N1-C1'  | 8.39  | 128.03      | 118.80   |
| 2   | 2     | 328  | C    | C2-N1-C1'  | 8.33  | 127.96      | 118.80   |
| 2   | 2     | 328  | C    | N1-C2-O2   | 8.01  | 123.70      | 118.90   |
| 2   | 2     | 20   | U    | C2-N3-C4   | -7.88 | 122.27      | 127.00   |
| 2   | 2     | 632  | U    | C2-N1-C1'  | 7.75  | 127.00      | 117.70   |
| 1   | 1     | 1509 | A    | O4'-C1'-N9 | 7.24  | 113.99      | 108.20   |
| 1   | 1     | 1313 | U    | C2-N1-C1'  | 6.91  | 125.99      | 117.70   |
| 2   | 2     | 632  | U    | N1-C2-O2   | 6.88  | 127.61      | 122.80   |
| 2   | 2     | 1132 | C    | C6-N1-C1'  | -6.64 | 112.83      | 120.80   |
| 1   | 1     | 2177 | C    | N1-C2-O2   | 6.63  | 122.88      | 118.90   |
| 2   | 2     | 632  | U    | N3-C2-O2   | -6.49 | 117.66      | 122.20   |
| 1   | 1     | 102  | U    | N1-C2-O2   | 6.45  | 127.31      | 122.80   |
| 2   | 2     | 1141 | C    | N3-C2-O2   | -6.35 | 117.45      | 121.90   |
| 2   | 2     | 328  | C    | N3-C2-O2   | -6.30 | 117.49      | 121.90   |
| 1   | 1     | 102  | U    | N3-C2-O2   | -6.23 | 117.84      | 122.20   |
| 2   | 2     | 20   | U    | C5-C6-N1   | -6.19 | 119.60      | 122.70   |
| 1   | 1     | 102  | U    | C2-N1-C1'  | 6.10  | 125.02      | 117.70   |
| 1   | 1     | 2161 | C    | N1-C2-O2   | 5.99  | 122.49      | 118.90   |
| 1   | 1     | 1314 | C    | C2-N1-C1'  | 5.95  | 125.35      | 118.80   |
| 2   | 2     | 328  | C    | C6-N1-C1'  | -5.91 | 113.70      | 120.80   |
| 1   | 1     | 1313 | U    | N1-C2-O2   | 5.78  | 126.84      | 122.80   |
| 1   | 1     | 2161 | C    | N3-C2-O2   | -5.69 | 117.92      | 121.90   |
| 1   | 1     | 139  | U    | C2-N1-C1'  | 5.69  | 124.53      | 117.70   |
| 1   | 1     | 139  | U    | N1-C2-O2   | 5.64  | 126.75      | 122.80   |
| 1   | 1     | 1411 | U    | C2-N1-C1'  | 5.61  | 124.43      | 117.70   |
| 1   | 1     | 2177 | C    | N3-C2-O2   | -5.61 | 117.97      | 121.90   |
| 1   | 1     | 837  | C    | N3-C2-O2   | -5.61 | 117.98      | 121.90   |
| 1   | 1     | 2133 | G    | C4-N9-C1'  | -5.58 | 119.25      | 126.50   |
| 1   | 1     | 243  | U    | C2-N1-C1'  | 5.55  | 124.36      | 117.70   |
| 1   | 1     | 2133 | G    | C8-N9-C1'  | 5.52  | 134.18      | 127.00   |
| 2   | 2     | 20   | U    | N3-C4-C5   | 5.45  | 117.87      | 114.60   |
| 13  | H     | 117  | LEU  | CA-CB-CG   | 5.45  | 127.84      | 115.30   |
| 38  | g     | 129  | LEU  | CA-CB-CG   | 5.41  | 127.73      | 115.30   |
| 1   | 1     | 1313 | U    | N3-C2-O2   | -5.38 | 118.43      | 122.20   |
| 2   | 2     | 1279 | G    | C6-C5-N7   | -5.32 | 127.21      | 130.40   |
| 1   | 1     | 1590 | A    | C6-N1-C2   | -5.30 | 115.42      | 118.60   |

*Continued on next page...*

*Continued from previous page...*

| Mol | Chain | Res  | Type | Atoms     | Z     | Observed(°) | Ideal(°) |
|-----|-------|------|------|-----------|-------|-------------|----------|
| 2   | 2     | 1279 | G    | C4-N9-C1' | 5.29  | 133.37      | 126.50   |
| 2   | 2     | 1279 | G    | N7-C8-N9  | 5.26  | 115.73      | 113.10   |
| 2   | 2     | 737  | C    | C5-C6-N1  | 5.25  | 123.62      | 121.00   |
| 2   | 2     | 516  | PSU  | OP1-P-O3' | 5.19  | 116.62      | 105.20   |
| 1   | 1     | 1530 | G    | C8-N9-C1' | -5.14 | 120.31      | 127.00   |
| 1   | 1     | 1775 | U    | C5-C4-O4  | -5.11 | 122.83      | 125.90   |
| 1   | 1     | 1157 | G    | C4-C5-N7  | 5.08  | 112.83      | 110.80   |
| 1   | 1     | 1530 | G    | N3-C4-N9  | 5.08  | 129.05      | 126.00   |
| 2   | 2     | 632  | U    | C6-N1-C1' | -5.07 | 114.10      | 121.20   |
| 1   | 1     | 1779 | U    | C5-C6-N1  | -5.07 | 120.17      | 122.70   |
| 1   | 1     | 1530 | G    | N9-C4-C5  | -5.03 | 103.39      | 105.40   |
| 26  | U     | 52   | LEU  | CA-CB-CG  | 5.00  | 126.81      | 115.30   |

All (3) chirality outliers are listed below:

| Mol | Chain | Res  | Type | Atom        |
|-----|-------|------|------|-------------|
| 1   | 1     | 2069 | G7M  | C3',C2',C4' |

All (3) planarity outliers are listed below:

| Mol | Chain | Res | Type | Group   |
|-----|-------|-----|------|---------|
| 6   | A     | 106 | GLN  | Peptide |
| 12  | G     | 9   | VAL  | Peptide |
| 36  | e     | 31  | HIS  | Peptide |

## 5.2 Too-close contacts [i](#)

Due to software issues we are unable to calculate clashes - this section is therefore empty.

## 5.3 Torsion angles [i](#)

### 5.3.1 Protein backbone [i](#)

In the following table, the Percentiles column shows the percent Ramachandran outliers of the chain as a percentile score with respect to all PDB entries followed by that with respect to all EM entries.

The Analysed column shows the number of residues for which the backbone conformation was analysed, and the total number of residues.

| Mol | Chain | Analysed      | Favoured  | Allowed  | Outliers | Percentiles |     |
|-----|-------|---------------|-----------|----------|----------|-------------|-----|
| 6   | A     | 227/231 (98%) | 201 (88%) | 24 (11%) | 2 (1%)   | 14          | 38  |
| 7   | B     | 269/273 (98%) | 252 (94%) | 17 (6%)  | 0        | 100         | 100 |
| 8   | C     | 207/209 (99%) | 195 (94%) | 12 (6%)  | 0        | 100         | 100 |
| 9   | D     | 199/201 (99%) | 187 (94%) | 12 (6%)  | 0        | 100         | 100 |
| 10  | E     | 175/179 (98%) | 164 (94%) | 10 (6%)  | 1 (1%)   | 22          | 48  |
| 11  | F     | 173/177 (98%) | 160 (92%) | 13 (8%)  | 0        | 100         | 100 |
| 12  | G     | 147/149 (99%) | 136 (92%) | 11 (8%)  | 0        | 100         | 100 |
| 13  | H     | 128/165 (78%) | 111 (87%) | 17 (13%) | 0        | 100         | 100 |
| 14  | I     | 133/142 (94%) | 122 (92%) | 11 (8%)  | 0        | 100         | 100 |
| 15  | J     | 140/142 (99%) | 133 (95%) | 7 (5%)   | 0        | 100         | 100 |
| 16  | K     | 121/123 (98%) | 116 (96%) | 5 (4%)   | 0        | 100         | 100 |
| 17  | L     | 142/144 (99%) | 135 (95%) | 7 (5%)   | 0        | 100         | 100 |
| 18  | M     | 134/136 (98%) | 129 (96%) | 5 (4%)   | 0        | 100         | 100 |
| 19  | N     | 117/127 (92%) | 113 (97%) | 4 (3%)   | 0        | 100         | 100 |
| 20  | O     | 114/117 (97%) | 109 (96%) | 5 (4%)   | 0        | 100         | 100 |
| 21  | P     | 112/115 (97%) | 108 (96%) | 4 (4%)   | 0        | 100         | 100 |
| 22  | Q     | 115/118 (98%) | 113 (98%) | 2 (2%)   | 0        | 100         | 100 |
| 23  | R     | 101/103 (98%) | 92 (91%)  | 9 (9%)   | 0        | 100         | 100 |
| 24  | S     | 108/110 (98%) | 103 (95%) | 5 (5%)   | 0        | 100         | 100 |
| 25  | T     | 92/100 (92%)  | 89 (97%)  | 3 (3%)   | 0        | 100         | 100 |
| 26  | U     | 101/104 (97%) | 92 (91%)  | 9 (9%)   | 0        | 100         | 100 |
| 27  | V     | 92/94 (98%)   | 88 (96%)  | 4 (4%)   | 0        | 100         | 100 |
| 28  | W     | 74/85 (87%)   | 72 (97%)  | 2 (3%)   | 0        | 100         | 100 |
| 29  | X     | 75/78 (96%)   | 72 (96%)  | 3 (4%)   | 0        | 100         | 100 |
| 30  | Y     | 60/63 (95%)   | 59 (98%)  | 1 (2%)   | 0        | 100         | 100 |
| 31  | Z     | 56/59 (95%)   | 53 (95%)  | 3 (5%)   | 0        | 100         | 100 |
| 32  | a     | 64/70 (91%)   | 59 (92%)  | 5 (8%)   | 0        | 100         | 100 |
| 33  | b     | 54/57 (95%)   | 52 (96%)  | 2 (4%)   | 0        | 100         | 100 |
| 34  | c     | 50/55 (91%)   | 47 (94%)  | 3 (6%)   | 0        | 100         | 100 |
| 35  | d     | 44/46 (96%)   | 42 (96%)  | 2 (4%)   | 0        | 100         | 100 |
| 36  | e     | 62/65 (95%)   | 57 (92%)  | 4 (6%)   | 1 (2%)   | 8           | 24  |
| 37  | f     | 36/38 (95%)   | 35 (97%)  | 1 (3%)   | 0        | 100         | 100 |

Continued on next page...

Continued from previous page...

| Mol | Chain | Analysed        | Favoured   | Allowed  | Outliers | Percentiles |     |
|-----|-------|-----------------|------------|----------|----------|-------------|-----|
| 38  | g     | 223/241 (92%)   | 207 (93%)  | 16 (7%)  | 0        | 100         | 100 |
| 39  | h     | 206/233 (88%)   | 196 (95%)  | 10 (5%)  | 0        | 100         | 100 |
| 40  | i     | 203/206 (98%)   | 197 (97%)  | 6 (3%)   | 0        | 100         | 100 |
| 41  | j     | 154/167 (92%)   | 143 (93%)  | 11 (7%)  | 0        | 100         | 100 |
| 42  | k     | 102/135 (76%)   | 97 (95%)   | 5 (5%)   | 0        | 100         | 100 |
| 43  | l     | 149/179 (83%)   | 141 (95%)  | 8 (5%)   | 0        | 100         | 100 |
| 44  | m     | 127/130 (98%)   | 123 (97%)  | 4 (3%)   | 0        | 100         | 100 |
| 45  | n     | 125/130 (96%)   | 114 (91%)  | 11 (9%)  | 0        | 100         | 100 |
| 46  | o     | 97/103 (94%)    | 89 (92%)   | 8 (8%)   | 0        | 100         | 100 |
| 47  | p     | 115/129 (89%)   | 107 (93%)  | 8 (7%)   | 0        | 100         | 100 |
| 48  | q     | 120/124 (97%)   | 110 (92%)  | 10 (8%)  | 0        | 100         | 100 |
| 49  | r     | 114/118 (97%)   | 106 (93%)  | 8 (7%)   | 0        | 100         | 100 |
| 50  | s     | 98/101 (97%)    | 94 (96%)   | 4 (4%)   | 0        | 100         | 100 |
| 51  | t     | 86/89 (97%)     | 81 (94%)   | 5 (6%)   | 0        | 100         | 100 |
| 52  | u     | 80/82 (98%)     | 78 (98%)   | 2 (2%)   | 0        | 100         | 100 |
| 53  | v     | 78/84 (93%)     | 70 (90%)   | 8 (10%)  | 0        | 100         | 100 |
| 54  | w     | 64/75 (85%)     | 62 (97%)   | 2 (3%)   | 0        | 100         | 100 |
| 55  | x     | 81/92 (88%)     | 77 (95%)   | 4 (5%)   | 0        | 100         | 100 |
| 56  | y     | 84/87 (97%)     | 83 (99%)   | 1 (1%)   | 0        | 100         | 100 |
| 57  | z     | 68/71 (96%)     | 67 (98%)   | 1 (2%)   | 0        | 100         | 100 |
| All | All   | 6096/6451 (94%) | 5738 (94%) | 354 (6%) | 4 (0%)   | 50          | 76  |

All (4) Ramachandran outliers are listed below:

| Mol | Chain | Res | Type |
|-----|-------|-----|------|
| 6   | A     | 212 | LYS  |
| 6   | A     | 88  | HIS  |
| 10  | E     | 123 | ASP  |
| 36  | e     | 32  | ILE  |

### 5.3.2 Protein sidechains ⓘ

In the following table, the Percentiles column shows the percent sidechain outliers of the chain as a percentile score with respect to all PDB entries followed by that with respect to all EM entries.

The Analysed column shows the number of residues for which the sidechain conformation was analysed, and the total number of residues.

| Mol | Chain | Analysed       | Rotameric  | Outliers | Percentiles |     |
|-----|-------|----------------|------------|----------|-------------|-----|
| 6   | A     | 199/201 (99%)  | 199 (100%) | 0        | 100         | 100 |
| 7   | B     | 216/218 (99%)  | 216 (100%) | 0        | 100         | 100 |
| 8   | C     | 164/164 (100%) | 164 (100%) | 0        | 100         | 100 |
| 9   | D     | 165/165 (100%) | 164 (99%)  | 1 (1%)   | 84          | 94  |
| 10  | E     | 148/150 (99%)  | 148 (100%) | 0        | 100         | 100 |
| 11  | F     | 136/138 (99%)  | 136 (100%) | 0        | 100         | 100 |
| 12  | G     | 114/114 (100%) | 114 (100%) | 0        | 100         | 100 |
| 13  | H     | 99/123 (80%)   | 99 (100%)  | 0        | 100         | 100 |
| 14  | I     | 104/110 (94%)  | 104 (100%) | 0        | 100         | 100 |
| 15  | J     | 116/116 (100%) | 116 (100%) | 0        | 100         | 100 |
| 16  | K     | 104/104 (100%) | 104 (100%) | 0        | 100         | 100 |
| 17  | L     | 103/103 (100%) | 103 (100%) | 0        | 100         | 100 |
| 18  | M     | 109/109 (100%) | 109 (100%) | 0        | 100         | 100 |
| 19  | N     | 99/103 (96%)   | 99 (100%)  | 0        | 100         | 100 |
| 20  | O     | 86/87 (99%)    | 86 (100%)  | 0        | 100         | 100 |
| 21  | P     | 99/100 (99%)   | 99 (100%)  | 0        | 100         | 100 |
| 22  | Q     | 89/90 (99%)    | 89 (100%)  | 0        | 100         | 100 |
| 23  | R     | 84/84 (100%)   | 84 (100%)  | 0        | 100         | 100 |
| 24  | S     | 93/93 (100%)   | 92 (99%)   | 1 (1%)   | 70          | 88  |
| 25  | T     | 81/84 (96%)    | 81 (100%)  | 0        | 100         | 100 |
| 26  | U     | 84/85 (99%)    | 83 (99%)   | 1 (1%)   | 67          | 87  |
| 27  | V     | 78/78 (100%)   | 78 (100%)  | 0        | 100         | 100 |
| 28  | W     | 58/63 (92%)    | 57 (98%)   | 1 (2%)   | 56          | 81  |
| 29  | X     | 67/68 (98%)    | 67 (100%)  | 0        | 100         | 100 |
| 30  | Y     | 54/55 (98%)    | 54 (100%)  | 0        | 100         | 100 |
| 31  | Z     | 48/49 (98%)    | 48 (100%)  | 0        | 100         | 100 |
| 32  | a     | 59/62 (95%)    | 59 (100%)  | 0        | 100         | 100 |
| 33  | b     | 47/48 (98%)    | 47 (100%)  | 0        | 100         | 100 |
| 34  | c     | 47/49 (96%)    | 47 (100%)  | 0        | 100         | 100 |
| 35  | d     | 38/38 (100%)   | 38 (100%)  | 0        | 100         | 100 |

*Continued on next page...*

*Continued from previous page...*

| Mol | Chain | Analysed        | Rotameric   | Outliers | Percentiles |     |
|-----|-------|-----------------|-------------|----------|-------------|-----|
| 36  | e     | 51/52 (98%)     | 51 (100%)   | 0        | 100         | 100 |
| 37  | f     | 34/34 (100%)    | 34 (100%)   | 0        | 100         | 100 |
| 38  | g     | 187/199 (94%)   | 187 (100%)  | 0        | 100         | 100 |
| 39  | h     | 171/190 (90%)   | 171 (100%)  | 0        | 100         | 100 |
| 40  | i     | 172/173 (99%)   | 172 (100%)  | 0        | 100         | 100 |
| 41  | j     | 119/126 (94%)   | 119 (100%)  | 0        | 100         | 100 |
| 42  | k     | 91/116 (78%)    | 91 (100%)   | 0        | 100         | 100 |
| 43  | l     | 124/147 (84%)   | 123 (99%)   | 1 (1%)   | 79          | 92  |
| 44  | m     | 104/105 (99%)   | 104 (100%)  | 0        | 100         | 100 |
| 45  | n     | 105/107 (98%)   | 103 (98%)   | 2 (2%)   | 52          | 79  |
| 46  | o     | 86/90 (96%)     | 86 (100%)   | 0        | 100         | 100 |
| 47  | p     | 90/99 (91%)     | 90 (100%)   | 0        | 100         | 100 |
| 48  | q     | 102/103 (99%)   | 102 (100%)  | 0        | 100         | 100 |
| 49  | r     | 94/96 (98%)     | 94 (100%)   | 0        | 100         | 100 |
| 50  | s     | 83/84 (99%)     | 83 (100%)   | 0        | 100         | 100 |
| 51  | t     | 76/77 (99%)     | 76 (100%)   | 0        | 100         | 100 |
| 52  | u     | 65/65 (100%)    | 65 (100%)   | 0        | 100         | 100 |
| 53  | v     | 74/78 (95%)     | 74 (100%)   | 0        | 100         | 100 |
| 54  | w     | 57/65 (88%)     | 57 (100%)   | 0        | 100         | 100 |
| 55  | x     | 72/79 (91%)     | 72 (100%)   | 0        | 100         | 100 |
| 56  | y     | 65/66 (98%)     | 64 (98%)    | 1 (2%)   | 60          | 84  |
| 57  | z     | 60/61 (98%)     | 59 (98%)    | 1 (2%)   | 56          | 81  |
| All | All   | 5070/5263 (96%) | 5061 (100%) | 9 (0%)   | 91          | 97  |

All (9) residues with a non-rotameric sidechain are listed below:

| Mol | Chain | Res | Type |
|-----|-------|-----|------|
| 9   | D     | 102 | ARG  |
| 24  | S     | 110 | ARG  |
| 26  | U     | 94  | ARG  |
| 28  | W     | 14  | ARG  |
| 43  | l     | 119 | ARG  |
| 45  | n     | 106 | ARG  |
| 45  | n     | 123 | ARG  |

*Continued on next page...*

*Continued from previous page...*

| Mol | Chain | Res | Type |
|-----|-------|-----|------|
| 56  | y     | 85  | LYS  |
| 57  | z     | 62  | ARG  |

Sometimes sidechains can be flipped to improve hydrogen bonding and reduce clashes. All (19) such sidechains are listed below:

| Mol | Chain | Res | Type |
|-----|-------|-----|------|
| 6   | A     | 18  | GLN  |
| 6   | A     | 121 | GLN  |
| 6   | A     | 182 | GLN  |
| 6   | A     | 186 | ASN  |
| 9   | D     | 46  | GLN  |
| 12  | G     | 11  | ASN  |
| 12  | G     | 43  | ASN  |
| 18  | M     | 17  | ASN  |
| 18  | M     | 45  | GLN  |
| 18  | M     | 97  | GLN  |
| 26  | U     | 69  | ASN  |
| 26  | U     | 74  | ASN  |
| 33  | b     | 5   | GLN  |
| 38  | g     | 15  | HIS  |
| 38  | g     | 39  | HIS  |
| 40  | i     | 136 | GLN  |
| 45  | n     | 5   | GLN  |
| 48  | q     | 5   | ASN  |
| 49  | r     | 100 | GLN  |

### 5.3.3 RNA ⓘ

| Mol | Chain | Analysed        | Backbone Outliers | Pucker Outliers |
|-----|-------|-----------------|-------------------|-----------------|
| 1   | 1     | 2896/2903 (99%) | 529 (18%)         | 13 (0%)         |
| 2   | 2     | 1529/1534 (99%) | 279 (18%)         | 6 (0%)          |
| 3   | 4     | 119/120 (99%)   | 21 (17%)          | 0               |
| 4   | 5     | 76/77 (98%)     | 18 (23%)          | 1 (1%)          |
| 4   | 6     | 76/77 (98%)     | 17 (22%)          | 1 (1%)          |
| 5   | 7     | 5/25 (20%)      | 1 (20%)           | 0               |
| All | All   | 4701/4736 (99%) | 865 (18%)         | 21 (0%)         |

All (865) RNA backbone outliers are listed below:

| Mol | Chain | Res | Type |
|-----|-------|-----|------|
| 1   | 1     | 10  | A    |
| 1   | 1     | 13  | A    |
| 1   | 1     | 15  | G    |
| 1   | 1     | 23  | G    |
| 1   | 1     | 34  | U    |
| 1   | 1     | 36  | G    |
| 1   | 1     | 46  | G    |
| 1   | 1     | 55  | G    |
| 1   | 1     | 60  | G    |
| 1   | 1     | 63  | A    |
| 1   | 1     | 71  | A    |
| 1   | 1     | 74  | A    |
| 1   | 1     | 75  | G    |
| 1   | 1     | 80  | G    |
| 1   | 1     | 85  | G    |
| 1   | 1     | 101 | A    |
| 1   | 1     | 102 | U    |
| 1   | 1     | 103 | A    |
| 1   | 1     | 110 | G    |
| 1   | 1     | 118 | A    |
| 1   | 1     | 119 | A    |
| 1   | 1     | 120 | U    |
| 1   | 1     | 125 | A    |
| 1   | 1     | 127 | A    |
| 1   | 1     | 137 | U    |
| 1   | 1     | 139 | U    |
| 1   | 1     | 140 | C    |
| 1   | 1     | 143 | C    |
| 1   | 1     | 162 | U    |
| 1   | 1     | 163 | C    |
| 1   | 1     | 171 | U    |
| 1   | 1     | 181 | A    |
| 1   | 1     | 196 | A    |
| 1   | 1     | 199 | A    |
| 1   | 1     | 204 | A    |
| 1   | 1     | 215 | G    |
| 1   | 1     | 216 | A    |
| 1   | 1     | 221 | A    |
| 1   | 1     | 222 | A    |
| 1   | 1     | 225 | C    |
| 1   | 1     | 233 | A    |
| 1   | 1     | 248 | G    |
| 1   | 1     | 249 | C    |

*Continued on next page...*



*Continued from previous page...*

| Mol | Chain | Res | Type |
|-----|-------|-----|------|
| 1   | 1     | 265 | A    |
| 1   | 1     | 266 | G    |
| 1   | 1     | 267 | C    |
| 1   | 1     | 273 | G    |
| 1   | 1     | 275 | C    |
| 1   | 1     | 276 | U    |
| 1   | 1     | 277 | G    |
| 1   | 1     | 278 | A    |
| 1   | 1     | 279 | A    |
| 1   | 1     | 285 | G    |
| 1   | 1     | 311 | A    |
| 1   | 1     | 329 | G    |
| 1   | 1     | 330 | A    |
| 1   | 1     | 343 | C    |
| 1   | 1     | 352 | A    |
| 1   | 1     | 353 | C    |
| 1   | 1     | 361 | G    |
| 1   | 1     | 371 | A    |
| 1   | 1     | 372 | G    |
| 1   | 1     | 373 | U    |
| 1   | 1     | 385 | C    |
| 1   | 1     | 386 | G    |
| 1   | 1     | 396 | G    |
| 1   | 1     | 403 | U    |
| 1   | 1     | 405 | U    |
| 1   | 1     | 411 | G    |
| 1   | 1     | 412 | A    |
| 1   | 1     | 424 | G    |
| 1   | 1     | 435 | C    |
| 1   | 1     | 455 | C    |
| 1   | 1     | 457 | A    |
| 1   | 1     | 459 | U    |
| 1   | 1     | 477 | A    |
| 1   | 1     | 480 | A    |
| 1   | 1     | 481 | G    |
| 1   | 1     | 483 | A    |
| 1   | 1     | 489 | G    |
| 1   | 1     | 491 | G    |
| 1   | 1     | 496 | G    |
| 1   | 1     | 501 | A    |
| 1   | 1     | 505 | A    |
| 1   | 1     | 509 | C    |

*Continued on next page...*

*Continued from previous page...*

| Mol | Chain | Res | Type |
|-----|-------|-----|------|
| 1   | 1     | 510 | C    |
| 1   | 1     | 513 | A    |
| 1   | 1     | 519 | U    |
| 1   | 1     | 529 | A    |
| 1   | 1     | 530 | G    |
| 1   | 1     | 531 | C    |
| 1   | 1     | 532 | A    |
| 1   | 1     | 533 | G    |
| 1   | 1     | 544 | C    |
| 1   | 1     | 546 | U    |
| 1   | 1     | 547 | A    |
| 1   | 1     | 549 | G    |
| 1   | 1     | 550 | C    |
| 1   | 1     | 563 | A    |
| 1   | 1     | 573 | U    |
| 1   | 1     | 575 | A    |
| 1   | 1     | 578 | G    |
| 1   | 1     | 586 | A    |
| 1   | 1     | 603 | A    |
| 1   | 1     | 609 | A    |
| 1   | 1     | 613 | A    |
| 1   | 1     | 614 | A    |
| 1   | 1     | 615 | U    |
| 1   | 1     | 627 | A    |
| 1   | 1     | 637 | A    |
| 1   | 1     | 645 | C    |
| 1   | 1     | 646 | U    |
| 1   | 1     | 647 | G    |
| 1   | 1     | 654 | A    |
| 1   | 1     | 655 | A    |
| 1   | 1     | 666 | A    |
| 1   | 1     | 685 | A    |
| 1   | 1     | 686 | U    |
| 1   | 1     | 698 | C    |
| 1   | 1     | 730 | A    |
| 1   | 1     | 747 | 5MU  |
| 1   | 1     | 764 | A    |
| 1   | 1     | 765 | C    |
| 1   | 1     | 775 | G    |
| 1   | 1     | 776 | G    |
| 1   | 1     | 782 | A    |
| 1   | 1     | 784 | G    |

*Continued on next page...*

*Continued from previous page...*

| Mol | Chain | Res | Type |
|-----|-------|-----|------|
| 1   | 1     | 785 | G    |
| 1   | 1     | 792 | A    |
| 1   | 1     | 805 | G    |
| 1   | 1     | 812 | C    |
| 1   | 1     | 819 | A    |
| 1   | 1     | 827 | U    |
| 1   | 1     | 828 | U    |
| 1   | 1     | 830 | G    |
| 1   | 1     | 845 | A    |
| 1   | 1     | 846 | U    |
| 1   | 1     | 858 | G    |
| 1   | 1     | 869 | G    |
| 1   | 1     | 877 | A    |
| 1   | 1     | 878 | A    |
| 1   | 1     | 880 | G    |
| 1   | 1     | 882 | G    |
| 1   | 1     | 883 | G    |
| 1   | 1     | 884 | U    |
| 1   | 1     | 885 | C    |
| 1   | 1     | 887 | A    |
| 1   | 1     | 888 | C    |
| 1   | 1     | 889 | C    |
| 1   | 1     | 891 | G    |
| 1   | 1     | 893 | C    |
| 1   | 1     | 894 | U    |
| 1   | 1     | 895 | U    |
| 1   | 1     | 896 | A    |
| 1   | 1     | 910 | A    |
| 1   | 1     | 915 | C    |
| 1   | 1     | 931 | U    |
| 1   | 1     | 932 | U    |
| 1   | 1     | 934 | U    |
| 1   | 1     | 941 | A    |
| 1   | 1     | 946 | C    |
| 1   | 1     | 961 | C    |
| 1   | 1     | 974 | G    |
| 1   | 1     | 980 | A    |
| 1   | 1     | 983 | A    |
| 1   | 1     | 989 | G    |
| 1   | 1     | 990 | A    |
| 1   | 1     | 995 | C    |
| 1   | 1     | 996 | A    |

*Continued on next page...*

*Continued from previous page...*

| Mol | Chain | Res  | Type |
|-----|-------|------|------|
| 1   | 1     | 999  | U    |
| 1   | 1     | 1005 | C    |
| 1   | 1     | 1009 | A    |
| 1   | 1     | 1010 | A    |
| 1   | 1     | 1011 | G    |
| 1   | 1     | 1012 | U    |
| 1   | 1     | 1013 | C    |
| 1   | 1     | 1020 | A    |
| 1   | 1     | 1025 | G    |
| 1   | 1     | 1026 | G    |
| 1   | 1     | 1033 | U    |
| 1   | 1     | 1043 | C    |
| 1   | 1     | 1046 | A    |
| 1   | 1     | 1047 | G    |
| 1   | 1     | 1049 | C    |
| 1   | 1     | 1051 | G    |
| 1   | 1     | 1053 | C    |
| 1   | 1     | 1057 | A    |
| 1   | 1     | 1064 | C    |
| 1   | 1     | 1065 | U    |
| 1   | 1     | 1066 | U    |
| 1   | 1     | 1068 | G    |
| 1   | 1     | 1070 | A    |
| 1   | 1     | 1071 | G    |
| 1   | 1     | 1073 | A    |
| 1   | 1     | 1082 | U    |
| 1   | 1     | 1083 | U    |
| 1   | 1     | 1087 | G    |
| 1   | 1     | 1088 | A    |
| 1   | 1     | 1093 | G    |
| 1   | 1     | 1094 | U    |
| 1   | 1     | 1096 | A    |
| 1   | 1     | 1101 | U    |
| 1   | 1     | 1104 | C    |
| 1   | 1     | 1111 | A    |
| 1   | 1     | 1112 | G    |
| 1   | 1     | 1119 | U    |
| 1   | 1     | 1128 | G    |
| 1   | 1     | 1130 | U    |
| 1   | 1     | 1131 | G    |
| 1   | 1     | 1132 | U    |
| 1   | 1     | 1133 | A    |

*Continued on next page...*

*Continued from previous page...*

| Mol | Chain | Res  | Type |
|-----|-------|------|------|
| 1   | 1     | 1134 | A    |
| 1   | 1     | 1135 | C    |
| 1   | 1     | 1139 | G    |
| 1   | 1     | 1142 | A    |
| 1   | 1     | 1151 | A    |
| 1   | 1     | 1152 | C    |
| 1   | 1     | 1155 | A    |
| 1   | 1     | 1169 | A    |
| 1   | 1     | 1170 | C    |
| 1   | 1     | 1173 | U    |
| 1   | 1     | 1175 | A    |
| 1   | 1     | 1176 | U    |
| 1   | 1     | 1177 | G    |
| 1   | 1     | 1178 | C    |
| 1   | 1     | 1179 | G    |
| 1   | 1     | 1186 | G    |
| 1   | 1     | 1201 | U    |
| 1   | 1     | 1206 | G    |
| 1   | 1     | 1210 | G    |
| 1   | 1     | 1212 | G    |
| 1   | 1     | 1227 | G    |
| 1   | 1     | 1236 | G    |
| 1   | 1     | 1238 | G    |
| 1   | 1     | 1244 | A    |
| 1   | 1     | 1250 | G    |
| 1   | 1     | 1253 | A    |
| 1   | 1     | 1256 | G    |
| 1   | 1     | 1265 | A    |
| 1   | 1     | 1266 | G    |
| 1   | 1     | 1271 | G    |
| 1   | 1     | 1272 | A    |
| 1   | 1     | 1284 | A    |
| 1   | 1     | 1300 | G    |
| 1   | 1     | 1301 | A    |
| 1   | 1     | 1332 | G    |
| 1   | 1     | 1345 | C    |
| 1   | 1     | 1352 | U    |
| 1   | 1     | 1365 | A    |
| 1   | 1     | 1368 | G    |
| 1   | 1     | 1379 | U    |
| 1   | 1     | 1380 | G    |
| 1   | 1     | 1383 | A    |

*Continued on next page...*

*Continued from previous page...*

| Mol | Chain | Res  | Type |
|-----|-------|------|------|
| 1   | 1     | 1386 | C    |
| 1   | 1     | 1395 | A    |
| 1   | 1     | 1403 | A    |
| 1   | 1     | 1408 | G    |
| 1   | 1     | 1416 | G    |
| 1   | 1     | 1417 | C    |
| 1   | 1     | 1419 | A    |
| 1   | 1     | 1427 | A    |
| 1   | 1     | 1428 | C    |
| 1   | 1     | 1437 | C    |
| 1   | 1     | 1458 | U    |
| 1   | 1     | 1460 | U    |
| 1   | 1     | 1475 | G    |
| 1   | 1     | 1482 | G    |
| 1   | 1     | 1490 | A    |
| 1   | 1     | 1493 | C    |
| 1   | 1     | 1497 | U    |
| 1   | 1     | 1502 | A    |
| 1   | 1     | 1503 | A    |
| 1   | 1     | 1508 | A    |
| 1   | 1     | 1509 | A    |
| 1   | 1     | 1510 | G    |
| 1   | 1     | 1515 | A    |
| 1   | 1     | 1529 | G    |
| 1   | 1     | 1535 | A    |
| 1   | 1     | 1536 | C    |
| 1   | 1     | 1544 | A    |
| 1   | 1     | 1558 | C    |
| 1   | 1     | 1560 | G    |
| 1   | 1     | 1566 | A    |
| 1   | 1     | 1569 | A    |
| 1   | 1     | 1578 | U    |
| 1   | 1     | 1580 | A    |
| 1   | 1     | 1581 | G    |
| 1   | 1     | 1583 | A    |
| 1   | 1     | 1584 | U    |
| 1   | 1     | 1585 | C    |
| 1   | 1     | 1586 | A    |
| 1   | 1     | 1590 | A    |
| 1   | 1     | 1607 | C    |
| 1   | 1     | 1608 | A    |
| 1   | 1     | 1610 | A    |

*Continued on next page...*

*Continued from previous page...*

| Mol | Chain | Res  | Type |
|-----|-------|------|------|
| 1   | 1     | 1616 | A    |
| 1   | 1     | 1647 | U    |
| 1   | 1     | 1648 | U    |
| 1   | 1     | 1649 | G    |
| 1   | 1     | 1651 | G    |
| 1   | 1     | 1654 | A    |
| 1   | 1     | 1665 | A    |
| 1   | 1     | 1672 | A    |
| 1   | 1     | 1674 | G    |
| 1   | 1     | 1698 | A    |
| 1   | 1     | 1699 | G    |
| 1   | 1     | 1715 | G    |
| 1   | 1     | 1729 | U    |
| 1   | 1     | 1730 | C    |
| 1   | 1     | 1732 | C    |
| 1   | 1     | 1735 | A    |
| 1   | 1     | 1738 | G    |
| 1   | 1     | 1764 | C    |
| 1   | 1     | 1773 | A    |
| 1   | 1     | 1786 | A    |
| 1   | 1     | 1787 | A    |
| 1   | 1     | 1800 | C    |
| 1   | 1     | 1801 | A    |
| 1   | 1     | 1802 | A    |
| 1   | 1     | 1808 | A    |
| 1   | 1     | 1816 | C    |
| 1   | 1     | 1821 | A    |
| 1   | 1     | 1828 | G    |
| 1   | 1     | 1829 | A    |
| 1   | 1     | 1833 | C    |
| 1   | 1     | 1835 | 2MG  |
| 1   | 1     | 1847 | A    |
| 1   | 1     | 1848 | A    |
| 1   | 1     | 1858 | A    |
| 1   | 1     | 1862 | G    |
| 1   | 1     | 1864 | U    |
| 1   | 1     | 1866 | A    |
| 1   | 1     | 1870 | C    |
| 1   | 1     | 1871 | A    |
| 1   | 1     | 1905 | C    |
| 1   | 1     | 1906 | G    |
| 1   | 1     | 1907 | G    |

*Continued on next page...*

*Continued from previous page...*

| Mol | Chain | Res  | Type |
|-----|-------|------|------|
| 1   | 1     | 1913 | A    |
| 1   | 1     | 1924 | C    |
| 1   | 1     | 1927 | A    |
| 1   | 1     | 1929 | G    |
| 1   | 1     | 1930 | G    |
| 1   | 1     | 1937 | A    |
| 1   | 1     | 1938 | A    |
| 1   | 1     | 1955 | U    |
| 1   | 1     | 1967 | C    |
| 1   | 1     | 1970 | A    |
| 1   | 1     | 1971 | U    |
| 1   | 1     | 1972 | G    |
| 1   | 1     | 1991 | U    |
| 1   | 1     | 1992 | G    |
| 1   | 1     | 1993 | U    |
| 1   | 1     | 1996 | C    |
| 1   | 1     | 1997 | C    |
| 1   | 1     | 2002 | G    |
| 1   | 1     | 2020 | A    |
| 1   | 1     | 2022 | U    |
| 1   | 1     | 2023 | C    |
| 1   | 1     | 2031 | A    |
| 1   | 1     | 2033 | A    |
| 1   | 1     | 2043 | C    |
| 1   | 1     | 2046 | G    |
| 1   | 1     | 2049 | G    |
| 1   | 1     | 2055 | C    |
| 1   | 1     | 2056 | G    |
| 1   | 1     | 2060 | A    |
| 1   | 1     | 2061 | G    |
| 1   | 1     | 2062 | A    |
| 1   | 1     | 2069 | G7M  |
| 1   | 1     | 2070 | A    |
| 1   | 1     | 2072 | C    |
| 1   | 1     | 2093 | G    |
| 1   | 1     | 2100 | G    |
| 1   | 1     | 2105 | U    |
| 1   | 1     | 2106 | U    |
| 1   | 1     | 2110 | G    |
| 1   | 1     | 2111 | U    |
| 1   | 1     | 2113 | U    |
| 1   | 1     | 2115 | G    |

*Continued on next page...*



*Continued from previous page...*

| Mol | Chain | Res  | Type |
|-----|-------|------|------|
| 1   | 1     | 2117 | A    |
| 1   | 1     | 2118 | U    |
| 1   | 1     | 2125 | G    |
| 1   | 1     | 2126 | A    |
| 1   | 1     | 2128 | G    |
| 1   | 1     | 2131 | U    |
| 1   | 1     | 2132 | U    |
| 1   | 1     | 2133 | G    |
| 1   | 1     | 2134 | A    |
| 1   | 1     | 2140 | G    |
| 1   | 1     | 2144 | G    |
| 1   | 1     | 2146 | C    |
| 1   | 1     | 2147 | A    |
| 1   | 1     | 2157 | G    |
| 1   | 1     | 2158 | A    |
| 1   | 1     | 2159 | G    |
| 1   | 1     | 2162 | G    |
| 1   | 1     | 2163 | A    |
| 1   | 1     | 2164 | C    |
| 1   | 1     | 2170 | A    |
| 1   | 1     | 2171 | A    |
| 1   | 1     | 2172 | U    |
| 1   | 1     | 2174 | C    |
| 1   | 1     | 2180 | U    |
| 1   | 1     | 2182 | U    |
| 1   | 1     | 2183 | A    |
| 1   | 1     | 2186 | G    |
| 1   | 1     | 2189 | U    |
| 1   | 1     | 2190 | G    |
| 1   | 1     | 2191 | A    |
| 1   | 1     | 2194 | U    |
| 1   | 1     | 2198 | A    |
| 1   | 1     | 2204 | G    |
| 1   | 1     | 2210 | U    |
| 1   | 1     | 2211 | A    |
| 1   | 1     | 2225 | A    |
| 1   | 1     | 2226 | C    |
| 1   | 1     | 2229 | U    |
| 1   | 1     | 2238 | G    |
| 1   | 1     | 2239 | G    |
| 1   | 1     | 2250 | G    |
| 1   | 1     | 2273 | A    |

*Continued on next page...*

*Continued from previous page...*

| Mol | Chain | Res  | Type |
|-----|-------|------|------|
| 1   | 1     | 2279 | G    |
| 1   | 1     | 2283 | C    |
| 1   | 1     | 2286 | G    |
| 1   | 1     | 2287 | A    |
| 1   | 1     | 2288 | A    |
| 1   | 1     | 2305 | U    |
| 1   | 1     | 2309 | A    |
| 1   | 1     | 2319 | G    |
| 1   | 1     | 2322 | A    |
| 1   | 1     | 2325 | G    |
| 1   | 1     | 2327 | A    |
| 1   | 1     | 2333 | A    |
| 1   | 1     | 2334 | U    |
| 1   | 1     | 2336 | A    |
| 1   | 1     | 2344 | U    |
| 1   | 1     | 2345 | G    |
| 1   | 1     | 2347 | C    |
| 1   | 1     | 2350 | C    |
| 1   | 1     | 2357 | G    |
| 1   | 1     | 2361 | G    |
| 1   | 1     | 2383 | G    |
| 1   | 1     | 2385 | C    |
| 1   | 1     | 2396 | G    |
| 1   | 1     | 2402 | U    |
| 1   | 1     | 2403 | C    |
| 1   | 1     | 2423 | U    |
| 1   | 1     | 2424 | C    |
| 1   | 1     | 2425 | A    |
| 1   | 1     | 2426 | A    |
| 1   | 1     | 2429 | G    |
| 1   | 1     | 2430 | A    |
| 1   | 1     | 2431 | U    |
| 1   | 1     | 2435 | A    |
| 1   | 1     | 2440 | C    |
| 1   | 1     | 2441 | U    |
| 1   | 1     | 2445 | 2MG  |
| 1   | 1     | 2448 | A    |
| 1   | 1     | 2469 | A    |
| 1   | 1     | 2474 | U    |
| 1   | 1     | 2475 | C    |
| 1   | 1     | 2476 | A    |
| 1   | 1     | 2480 | C    |

*Continued on next page...*

*Continued from previous page...*

| Mol | Chain | Res  | Type |
|-----|-------|------|------|
| 1   | 1     | 2491 | U    |
| 1   | 1     | 2494 | G    |
| 1   | 1     | 2502 | G    |
| 1   | 1     | 2504 | PSU  |
| 1   | 1     | 2505 | G    |
| 1   | 1     | 2506 | U    |
| 1   | 1     | 2513 | A    |
| 1   | 1     | 2518 | A    |
| 1   | 1     | 2520 | C    |
| 1   | 1     | 2529 | G    |
| 1   | 1     | 2547 | A    |
| 1   | 1     | 2548 | U    |
| 1   | 1     | 2554 | U    |
| 1   | 1     | 2566 | A    |
| 1   | 1     | 2567 | G    |
| 1   | 1     | 2573 | C    |
| 1   | 1     | 2602 | A    |
| 1   | 1     | 2603 | G    |
| 1   | 1     | 2609 | U    |
| 1   | 1     | 2613 | U    |
| 1   | 1     | 2615 | U    |
| 1   | 1     | 2629 | U    |
| 1   | 1     | 2630 | G    |
| 1   | 1     | 2660 | A    |
| 1   | 1     | 2661 | G    |
| 1   | 1     | 2663 | G    |
| 1   | 1     | 2675 | A    |
| 1   | 1     | 2689 | U    |
| 1   | 1     | 2690 | U    |
| 1   | 1     | 2714 | G    |
| 1   | 1     | 2716 | C    |
| 1   | 1     | 2718 | G    |
| 1   | 1     | 2725 | A    |
| 1   | 1     | 2726 | A    |
| 1   | 1     | 2727 | A    |
| 1   | 1     | 2733 | A    |
| 1   | 1     | 2739 | U    |
| 1   | 1     | 2744 | G    |
| 1   | 1     | 2746 | U    |
| 1   | 1     | 2748 | A    |
| 1   | 1     | 2757 | A    |
| 1   | 1     | 2777 | G    |

*Continued on next page...*

*Continued from previous page...*

| Mol | Chain | Res  | Type |
|-----|-------|------|------|
| 1   | 1     | 2778 | A    |
| 1   | 1     | 2779 | U    |
| 1   | 1     | 2791 | G    |
| 1   | 1     | 2793 | C    |
| 1   | 1     | 2797 | U    |
| 1   | 1     | 2798 | U    |
| 1   | 1     | 2800 | A    |
| 1   | 1     | 2801 | G    |
| 1   | 1     | 2811 | G    |
| 1   | 1     | 2818 | U    |
| 1   | 1     | 2820 | A    |
| 1   | 1     | 2821 | A    |
| 1   | 1     | 2825 | G    |
| 1   | 1     | 2833 | U    |
| 1   | 1     | 2849 | U    |
| 1   | 1     | 2867 | G    |
| 1   | 1     | 2872 | A    |
| 1   | 1     | 2873 | A    |
| 1   | 1     | 2879 | A    |
| 1   | 1     | 2880 | C    |
| 1   | 1     | 2883 | A    |
| 1   | 1     | 2884 | U    |
| 1   | 1     | 2885 | G    |
| 1   | 1     | 2903 | U    |
| 2   | 2     | 4    | U    |
| 2   | 2     | 7    | A    |
| 2   | 2     | 8    | A    |
| 2   | 2     | 9    | G    |
| 2   | 2     | 22   | G    |
| 2   | 2     | 32   | A    |
| 2   | 2     | 39   | G    |
| 2   | 2     | 47   | C    |
| 2   | 2     | 48   | C    |
| 2   | 2     | 50   | A    |
| 2   | 2     | 51   | A    |
| 2   | 2     | 52   | C    |
| 2   | 2     | 54   | C    |
| 2   | 2     | 58   | C    |
| 2   | 2     | 68   | G    |
| 2   | 2     | 69   | G    |
| 2   | 2     | 71   | A    |
| 2   | 2     | 72   | A    |

*Continued on next page...*

*Continued from previous page...*

| Mol | Chain | Res | Type |
|-----|-------|-----|------|
| 2   | 2     | 73  | C    |
| 2   | 2     | 74  | A    |
| 2   | 2     | 75  | G    |
| 2   | 2     | 83  | C    |
| 2   | 2     | 84  | U    |
| 2   | 2     | 85  | U    |
| 2   | 2     | 87  | C    |
| 2   | 2     | 95  | C    |
| 2   | 2     | 96  | U    |
| 2   | 2     | 108 | G    |
| 2   | 2     | 120 | A    |
| 2   | 2     | 122 | G    |
| 2   | 2     | 128 | G    |
| 2   | 2     | 130 | A    |
| 2   | 2     | 131 | A    |
| 2   | 2     | 141 | G    |
| 2   | 2     | 144 | G    |
| 2   | 2     | 163 | C    |
| 2   | 2     | 173 | U    |
| 2   | 2     | 177 | G    |
| 2   | 2     | 181 | A    |
| 2   | 2     | 182 | A    |
| 2   | 2     | 183 | C    |
| 2   | 2     | 189 | A    |
| 2   | 2     | 191 | G    |
| 2   | 2     | 197 | A    |
| 2   | 2     | 202 | G    |
| 2   | 2     | 204 | G    |
| 2   | 2     | 207 | C    |
| 2   | 2     | 208 | U    |
| 2   | 2     | 209 | U    |
| 2   | 2     | 211 | G    |
| 2   | 2     | 212 | G    |
| 2   | 2     | 226 | G    |
| 2   | 2     | 240 | G    |
| 2   | 2     | 245 | U    |
| 2   | 2     | 247 | G    |
| 2   | 2     | 251 | G    |
| 2   | 2     | 262 | A    |
| 2   | 2     | 266 | G    |
| 2   | 2     | 267 | C    |
| 2   | 2     | 279 | A    |

*Continued on next page...*

*Continued from previous page...*

| Mol | Chain | Res | Type |
|-----|-------|-----|------|
| 2   | 2     | 289 | G    |
| 2   | 2     | 321 | A    |
| 2   | 2     | 328 | C    |
| 2   | 2     | 332 | G    |
| 2   | 2     | 347 | G    |
| 2   | 2     | 352 | C    |
| 2   | 2     | 354 | G    |
| 2   | 2     | 367 | U    |
| 2   | 2     | 372 | C    |
| 2   | 2     | 373 | A    |
| 2   | 2     | 392 | C    |
| 2   | 2     | 398 | U    |
| 2   | 2     | 406 | G    |
| 2   | 2     | 412 | A    |
| 2   | 2     | 413 | G    |
| 2   | 2     | 421 | U    |
| 2   | 2     | 422 | C    |
| 2   | 2     | 424 | G    |
| 2   | 2     | 428 | G    |
| 2   | 2     | 429 | U    |
| 2   | 2     | 437 | U    |
| 2   | 2     | 451 | A    |
| 2   | 2     | 458 | U    |
| 2   | 2     | 459 | A    |
| 2   | 2     | 463 | U    |
| 2   | 2     | 467 | U    |
| 2   | 2     | 468 | A    |
| 2   | 2     | 469 | C    |
| 2   | 2     | 474 | G    |
| 2   | 2     | 476 | U    |
| 2   | 2     | 478 | A    |
| 2   | 2     | 479 | U    |
| 2   | 2     | 481 | G    |
| 2   | 2     | 484 | G    |
| 2   | 2     | 486 | U    |
| 2   | 2     | 495 | A    |
| 2   | 2     | 496 | A    |
| 2   | 2     | 497 | G    |
| 2   | 2     | 511 | C    |
| 2   | 2     | 517 | G    |
| 2   | 2     | 518 | C    |
| 2   | 2     | 521 | G    |

*Continued on next page...*

*Continued from previous page...*

| Mol | Chain | Res | Type |
|-----|-------|-----|------|
| 2   | 2     | 527 | G7M  |
| 2   | 2     | 531 | U    |
| 2   | 2     | 532 | A    |
| 2   | 2     | 533 | A    |
| 2   | 2     | 534 | U    |
| 2   | 2     | 537 | G    |
| 2   | 2     | 547 | A    |
| 2   | 2     | 558 | G    |
| 2   | 2     | 564 | C    |
| 2   | 2     | 572 | A    |
| 2   | 2     | 573 | A    |
| 2   | 2     | 575 | G    |
| 2   | 2     | 576 | C    |
| 2   | 2     | 577 | G    |
| 2   | 2     | 579 | A    |
| 2   | 2     | 596 | A    |
| 2   | 2     | 618 | C    |
| 2   | 2     | 619 | U    |
| 2   | 2     | 650 | G    |
| 2   | 2     | 653 | U    |
| 2   | 2     | 665 | A    |
| 2   | 2     | 666 | G    |
| 2   | 2     | 700 | G    |
| 2   | 2     | 702 | A    |
| 2   | 2     | 712 | A    |
| 2   | 2     | 718 | A    |
| 2   | 2     | 721 | G    |
| 2   | 2     | 722 | G    |
| 2   | 2     | 723 | U    |
| 2   | 2     | 724 | G    |
| 2   | 2     | 731 | G    |
| 2   | 2     | 733 | G    |
| 2   | 2     | 734 | G    |
| 2   | 2     | 747 | A    |
| 2   | 2     | 748 | G    |
| 2   | 2     | 755 | G    |
| 2   | 2     | 777 | A    |
| 2   | 2     | 790 | A    |
| 2   | 2     | 792 | A    |
| 2   | 2     | 793 | U    |
| 2   | 2     | 794 | A    |
| 2   | 2     | 812 | G    |

*Continued on next page...*

*Continued from previous page...*

| Mol | Chain | Res  | Type |
|-----|-------|------|------|
| 2   | 2     | 815  | A    |
| 2   | 2     | 817  | C    |
| 2   | 2     | 819  | A    |
| 2   | 2     | 828  | U    |
| 2   | 2     | 829  | G    |
| 2   | 2     | 841  | C    |
| 2   | 2     | 844  | G    |
| 2   | 2     | 846  | G    |
| 2   | 2     | 851  | G    |
| 2   | 2     | 872  | A    |
| 2   | 2     | 873  | A    |
| 2   | 2     | 876  | C    |
| 2   | 2     | 889  | A    |
| 2   | 2     | 902  | G    |
| 2   | 2     | 914  | A    |
| 2   | 2     | 917  | G    |
| 2   | 2     | 926  | G    |
| 2   | 2     | 934  | C    |
| 2   | 2     | 935  | A    |
| 2   | 2     | 942  | G    |
| 2   | 2     | 960  | U    |
| 2   | 2     | 966  | 2MG  |
| 2   | 2     | 967  | 5MC  |
| 2   | 2     | 968  | A    |
| 2   | 2     | 969  | A    |
| 2   | 2     | 974  | A    |
| 2   | 2     | 975  | A    |
| 2   | 2     | 976  | G    |
| 2   | 2     | 977  | A    |
| 2   | 2     | 982  | U    |
| 2   | 2     | 983  | A    |
| 2   | 2     | 992  | U    |
| 2   | 2     | 993  | G    |
| 2   | 2     | 996  | A    |
| 2   | 2     | 1001 | C    |
| 2   | 2     | 1004 | A    |
| 2   | 2     | 1005 | A    |
| 2   | 2     | 1008 | U    |
| 2   | 2     | 1009 | U    |
| 2   | 2     | 1010 | U    |
| 2   | 2     | 1018 | G    |
| 2   | 2     | 1021 | A    |

*Continued on next page...*



*Continued from previous page...*

| Mol | Chain | Res  | Type |
|-----|-------|------|------|
| 2   | 2     | 1023 | U    |
| 2   | 2     | 1026 | G    |
| 2   | 2     | 1030 | U    |
| 2   | 2     | 1032 | G    |
| 2   | 2     | 1033 | G    |
| 2   | 2     | 1036 | A    |
| 2   | 2     | 1044 | A    |
| 2   | 2     | 1046 | A    |
| 2   | 2     | 1053 | G    |
| 2   | 2     | 1064 | G    |
| 2   | 2     | 1065 | U    |
| 2   | 2     | 1070 | U    |
| 2   | 2     | 1085 | U    |
| 2   | 2     | 1092 | A    |
| 2   | 2     | 1094 | G    |
| 2   | 2     | 1095 | U    |
| 2   | 2     | 1101 | A    |
| 2   | 2     | 1108 | G    |
| 2   | 2     | 1124 | G    |
| 2   | 2     | 1132 | C    |
| 2   | 2     | 1134 | G    |
| 2   | 2     | 1135 | U    |
| 2   | 2     | 1136 | C    |
| 2   | 2     | 1137 | C    |
| 2   | 2     | 1138 | G    |
| 2   | 2     | 1139 | G    |
| 2   | 2     | 1140 | C    |
| 2   | 2     | 1141 | C    |
| 2   | 2     | 1144 | G    |
| 2   | 2     | 1145 | A    |
| 2   | 2     | 1146 | A    |
| 2   | 2     | 1151 | A    |
| 2   | 2     | 1152 | A    |
| 2   | 2     | 1154 | G    |
| 2   | 2     | 1158 | C    |
| 2   | 2     | 1159 | U    |
| 2   | 2     | 1167 | A    |
| 2   | 2     | 1168 | U    |
| 2   | 2     | 1174 | G    |
| 2   | 2     | 1175 | G    |
| 2   | 2     | 1176 | A    |
| 2   | 2     | 1184 | G    |

*Continued on next page...*

*Continued from previous page...*

| Mol | Chain | Res  | Type |
|-----|-------|------|------|
| 2   | 2     | 1196 | A    |
| 2   | 2     | 1197 | A    |
| 2   | 2     | 1212 | U    |
| 2   | 2     | 1213 | A    |
| 2   | 2     | 1214 | C    |
| 2   | 2     | 1227 | A    |
| 2   | 2     | 1233 | G    |
| 2   | 2     | 1236 | A    |
| 2   | 2     | 1238 | A    |
| 2   | 2     | 1239 | A    |
| 2   | 2     | 1258 | G    |
| 2   | 2     | 1260 | G    |
| 2   | 2     | 1275 | A    |
| 2   | 2     | 1280 | A    |
| 2   | 2     | 1281 | C    |
| 2   | 2     | 1285 | A    |
| 2   | 2     | 1286 | U    |
| 2   | 2     | 1287 | A    |
| 2   | 2     | 1299 | A    |
| 2   | 2     | 1300 | G    |
| 2   | 2     | 1302 | C    |
| 2   | 2     | 1303 | C    |
| 2   | 2     | 1305 | G    |
| 2   | 2     | 1312 | G    |
| 2   | 2     | 1317 | C    |
| 2   | 2     | 1329 | A    |
| 2   | 2     | 1338 | G    |
| 2   | 2     | 1340 | A    |
| 2   | 2     | 1346 | A    |
| 2   | 2     | 1363 | A    |
| 2   | 2     | 1365 | G    |
| 2   | 2     | 1370 | G    |
| 2   | 2     | 1378 | C    |
| 2   | 2     | 1379 | G    |
| 2   | 2     | 1397 | C    |
| 2   | 2     | 1398 | A    |
| 2   | 2     | 1419 | G    |
| 2   | 2     | 1432 | G    |
| 2   | 2     | 1441 | A    |
| 2   | 2     | 1446 | A    |
| 2   | 2     | 1475 | G    |
| 2   | 2     | 1487 | G    |

*Continued on next page...*

*Continued from previous page...*

| Mol | Chain | Res  | Type |
|-----|-------|------|------|
| 2   | 2     | 1492 | A    |
| 2   | 2     | 1494 | G    |
| 2   | 2     | 1497 | G    |
| 2   | 2     | 1503 | A    |
| 2   | 2     | 1506 | U    |
| 2   | 2     | 1517 | G    |
| 2   | 2     | 1529 | G    |
| 2   | 2     | 1530 | G    |
| 2   | 2     | 1534 | A    |
| 3   | 4     | 2    | G    |
| 3   | 4     | 9    | G    |
| 3   | 4     | 13   | G    |
| 3   | 4     | 15   | A    |
| 3   | 4     | 16   | G    |
| 3   | 4     | 17   | C    |
| 3   | 4     | 24   | G    |
| 3   | 4     | 28   | C    |
| 3   | 4     | 30   | C    |
| 3   | 4     | 35   | C    |
| 3   | 4     | 51   | G    |
| 3   | 4     | 56   | G    |
| 3   | 4     | 57   | A    |
| 3   | 4     | 66   | A    |
| 3   | 4     | 68   | C    |
| 3   | 4     | 88   | C    |
| 3   | 4     | 89   | U    |
| 3   | 4     | 90   | C    |
| 3   | 4     | 99   | A    |
| 3   | 4     | 109  | A    |
| 3   | 4     | 120  | U    |
| 4   | 5     | 2    | C    |
| 4   | 5     | 3    | G    |
| 4   | 5     | 8    | G    |
| 4   | 5     | 13   | A    |
| 4   | 5     | 16   | C    |
| 4   | 5     | 17   | U    |
| 4   | 5     | 18   | G    |
| 4   | 5     | 20   | U    |
| 4   | 5     | 21   | A    |
| 4   | 5     | 22   | G    |
| 4   | 5     | 24   | U    |
| 4   | 5     | 47   | U    |

*Continued on next page...*

*Continued from previous page...*

| Mol | Chain | Res | Type |
|-----|-------|-----|------|
| 4   | 5     | 48  | C    |
| 4   | 5     | 49  | G    |
| 4   | 5     | 61  | C    |
| 4   | 5     | 67  | C    |
| 4   | 5     | 69  | C    |
| 4   | 5     | 76  | A    |
| 4   | 6     | 10  | G    |
| 4   | 6     | 17  | C    |
| 4   | 6     | 18  | U    |
| 4   | 6     | 19  | G    |
| 4   | 6     | 21  | U    |
| 4   | 6     | 22  | A    |
| 4   | 6     | 23  | G    |
| 4   | 6     | 26  | C    |
| 4   | 6     | 35  | C    |
| 4   | 6     | 38  | A    |
| 4   | 6     | 47  | G    |
| 4   | 6     | 48  | U    |
| 4   | 6     | 49  | C    |
| 4   | 6     | 50  | G    |
| 4   | 6     | 51  | U    |
| 4   | 6     | 75  | C    |
| 4   | 6     | 77  | A    |
| 5   | 7     | 15  | A    |

All (21) RNA pucker outliers are listed below:

| Mol | Chain | Res  | Type |
|-----|-------|------|------|
| 1   | 1     | 404  | A    |
| 1   | 1     | 479  | A    |
| 1   | 1     | 613  | A    |
| 1   | 1     | 784  | G    |
| 1   | 1     | 858  | G    |
| 1   | 1     | 894  | U    |
| 1   | 1     | 1379 | U    |
| 1   | 1     | 2146 | C    |
| 1   | 1     | 2162 | G    |
| 1   | 1     | 2193 | G    |
| 1   | 1     | 2308 | G    |
| 1   | 1     | 2425 | A    |
| 1   | 1     | 2756 | U    |
| 2   | 2     | 516  | PSU  |

*Continued on next page...*

*Continued from previous page...*

| Mol | Chain | Res  | Type |
|-----|-------|------|------|
| 2   | 2     | 1004 | A    |
| 2   | 2     | 1109 | C    |
| 2   | 2     | 1145 | A    |
| 2   | 2     | 1167 | A    |
| 2   | 2     | 1493 | A    |
| 4   | 5     | 17   | U    |
| 4   | 6     | 18   | U    |

## 5.4 Non-standard residues in protein, DNA, RNA chains [i](#)

34 non-standard protein/DNA/RNA residues are modelled in this entry.

In the following table, the Counts columns list the number of bonds (or angles) for which Mogul statistics could be retrieved, the number of bonds (or angles) that are observed in the model and the number of bonds (or angles) that are defined in the Chemical Component Dictionary. The Link column lists molecule types, if any, to which the group is linked. The Z score for a bond length (or angle) is the number of standard deviations the observed value is removed from the expected value. A bond length (or angle) with  $|Z| > 2$  is considered an outlier worth inspection. RMSZ is the root-mean-square of all Z scores of the bond lengths (or angles).

| Mol | Type | Chain | Res  | Link | Bond lengths |      |             | Bond angles |      |             |
|-----|------|-------|------|------|--------------|------|-------------|-------------|------|-------------|
|     |      |       |      |      | Counts       | RMSZ | # $ Z  > 2$ | Counts      | RMSZ | # $ Z  > 2$ |
| 1   | OMU  | 1     | 2552 | 1    | 19,22,23     | 1.35 | 4 (21%)     | 25,31,34    | 1.98 | 5 (20%)     |
| 2   | 5MC  | 2     | 967  | 2    | 19,22,23     | 1.36 | 3 (15%)     | 26,32,35    | 1.09 | 2 (7%)      |
| 1   | PSU  | 1     | 2605 | 1    | 18,21,22     | 1.04 | 2 (11%)     | 21,30,33    | 1.89 | 3 (14%)     |
| 2   | 4OC  | 2     | 1402 | 2    | 20,23,24     | 0.83 | 1 (5%)      | 25,32,35    | 0.92 | 1 (4%)      |
| 2   | 5MC  | 2     | 1407 | 2    | 19,22,23     | 1.31 | 3 (15%)     | 26,32,35    | 1.20 | 2 (7%)      |
| 2   | 2MG  | 2     | 1207 | 2    | 18,26,27     | 0.99 | 1 (5%)      | 16,38,41    | 1.44 | 5 (31%)     |
| 1   | OMG  | 1     | 2251 | 4,1  | 19,26,27     | 1.01 | 1 (5%)      | 21,38,41    | 1.10 | 3 (14%)     |
| 1   | PSU  | 1     | 746  | 1,58 | 18,21,22     | 1.13 | 3 (16%)     | 21,30,33    | 1.84 | 4 (19%)     |
| 1   | PSU  | 1     | 2457 | 1    | 18,21,22     | 1.13 | 3 (16%)     | 21,30,33    | 2.25 | 6 (28%)     |
| 1   | PSU  | 1     | 955  | 1    | 18,21,22     | 1.13 | 2 (11%)     | 21,30,33    | 2.18 | 4 (19%)     |
| 2   | 2MG  | 2     | 966  | 2    | 18,26,27     | 1.00 | 1 (5%)      | 16,38,41    | 1.46 | 5 (31%)     |
| 2   | G7M  | 2     | 527  | 2    | 20,26,27     | 2.44 | 4 (20%)     | 16,39,42    | 0.98 | 1 (6%)      |
| 2   | MA6  | 2     | 1519 | 2    | 19,26,27     | 0.79 | 0           | 18,38,41    | 2.35 | 7 (38%)     |
| 2   | 2MG  | 2     | 1516 | 2    | 18,26,27     | 1.02 | 1 (5%)      | 16,38,41    | 1.55 | 5 (31%)     |
| 1   | 2MA  | 1     | 2503 | 1,58 | 17,25,26     | 1.04 | 1 (5%)      | 16,37,40    | 1.31 | 3 (18%)     |
| 48  | 0TD  | q     | 89   | 48   | 8,9,10       | 2.25 | 2 (25%)     | 6,11,13     | 2.10 | 2 (33%)     |
| 2   | UR3  | 2     | 1498 | 2    | 19,22,23     | 0.97 | 2 (10%)     | 26,32,35    | 1.73 | 4 (15%)     |

| Mol | Type | Chain | Res  | Link | Bond lengths |      |          | Bond angles |      |          |
|-----|------|-------|------|------|--------------|------|----------|-------------|------|----------|
|     |      |       |      |      | Counts       | RMSZ | # Z  > 2 | Counts      | RMSZ | # Z  > 2 |
| 1   | 5MC  | 1     | 1962 | 1    | 19,22,23     | 1.25 | 2 (10%)  | 26,32,35    | 1.18 | 2 (7%)   |
| 1   | PSU  | 1     | 2580 | 1,58 | 18,21,22     | 1.18 | 3 (16%)  | 21,30,33    | 1.89 | 5 (23%)  |
| 1   | PSU  | 1     | 1911 | 1    | 18,21,22     | 1.11 | 3 (16%)  | 21,30,33    | 2.04 | 5 (23%)  |
| 1   | 5MU  | 1     | 747  | 1    | 19,22,23     | 1.40 | 4 (21%)  | 27,32,35    | 2.31 | 6 (22%)  |
| 1   | 5MU  | 1     | 1939 | 1    | 19,22,23     | 1.47 | 4 (21%)  | 27,32,35    | 2.44 | 6 (22%)  |
| 1   | 6MZ  | 1     | 2030 | 1,58 | 17,25,26     | 0.84 | 0        | 15,36,39    | 2.58 | 4 (26%)  |
| 1   | 1MG  | 1     | 745  | 1    | 19,26,27     | 0.76 | 0        | 18,39,42    | 1.23 | 2 (11%)  |
| 1   | 3TD  | 1     | 1915 | 1,58 | 19,22,23     | 2.93 | 4 (21%)  | 23,32,35    | 7.31 | 6 (26%)  |
| 1   | OMC  | 1     | 2498 | 1,58 | 19,22,23     | 0.96 | 2 (10%)  | 25,31,34    | 1.01 | 1 (4%)   |
| 1   | G7M  | 1     | 2069 | 1    | 20,26,27     | 1.15 | 2 (10%)  | 16,39,42    | 1.34 | 1 (6%)   |
| 2   | MA6  | 2     | 1518 | 2    | 19,26,27     | 0.85 | 0        | 18,38,41    | 2.33 | 6 (33%)  |
| 1   | 2MG  | 1     | 2445 | 1    | 18,26,27     | 1.04 | 1 (5%)   | 16,38,41    | 1.49 | 4 (25%)  |
| 2   | PSU  | 2     | 516  | 58,2 | 18,21,22     | 1.06 | 2 (11%)  | 21,30,33    | 1.77 | 4 (19%)  |
| 1   | PSU  | 1     | 1917 | 1    | 18,21,22     | 1.03 | 2 (11%)  | 21,30,33    | 1.99 | 4 (19%)  |
| 1   | 2MG  | 1     | 1835 | 1    | 18,26,27     | 0.96 | 1 (5%)   | 16,38,41    | 1.56 | 6 (37%)  |
| 1   | PSU  | 1     | 2504 | 1    | 18,21,22     | 1.12 | 2 (11%)  | 21,30,33    | 1.86 | 4 (19%)  |
| 1   | 6MZ  | 1     | 1618 | 1    | 17,25,26     | 0.87 | 0        | 15,36,39    | 2.86 | 4 (26%)  |

In the following table, the Chirals column lists the number of chiral outliers, the number of chiral centers analysed, the number of these observed in the model and the number defined in the Chemical Component Dictionary. Similar counts are reported in the Torsion and Rings columns. '-' means no outliers of that kind were identified.

| Mol | Type | Chain | Res  | Link | Chirals | Torsions  | Rings   |
|-----|------|-------|------|------|---------|-----------|---------|
| 1   | OMU  | 1     | 2552 | 1    | -       | 0/9/27/28 | 0/2/2/2 |
| 2   | 5MC  | 2     | 967  | 2    | -       | 2/7/25/26 | 0/2/2/2 |
| 1   | PSU  | 1     | 2605 | 1    | -       | 0/7/25/26 | 0/2/2/2 |
| 2   | 4OC  | 2     | 1402 | 2    | -       | 0/9/29/30 | 0/2/2/2 |
| 2   | 5MC  | 2     | 1407 | 2    | -       | 0/7/25/26 | 0/2/2/2 |
| 2   | 2MG  | 2     | 1207 | 2    | -       | 0/5/27/28 | 0/3/3/3 |
| 1   | OMG  | 1     | 2251 | 4,1  | -       | 0/5/27/28 | 0/3/3/3 |
| 1   | PSU  | 1     | 746  | 1,58 | -       | 4/7/25/26 | 0/2/2/2 |
| 1   | PSU  | 1     | 2457 | 1    | -       | 0/7/25/26 | 0/2/2/2 |
| 1   | PSU  | 1     | 955  | 1    | -       | 0/7/25/26 | 0/2/2/2 |
| 2   | 2MG  | 2     | 966  | 2    | -       | 2/5/27/28 | 0/3/3/3 |
| 2   | G7M  | 2     | 527  | 2    | -       | 2/3/25/26 | 0/3/3/3 |
| 2   | MA6  | 2     | 1519 | 2    | -       | 4/7/29/30 | 0/3/3/3 |

Continued on next page...

Continued from previous page...

| Mol | Type | Chain | Res  | Link | Chirals | Torsions  | Rings   |
|-----|------|-------|------|------|---------|-----------|---------|
| 2   | 2MG  | 2     | 1516 | 2    | -       | 0/5/27/28 | 0/3/3/3 |
| 1   | 2MA  | 1     | 2503 | 1,58 | -       | 2/3/25/26 | 0/3/3/3 |
| 48  | 0TD  | q     | 89   | 48   | -       | 1/7/12/14 | -       |
| 2   | UR3  | 2     | 1498 | 2    | -       | 0/7/25/26 | 0/2/2/2 |
| 1   | 5MC  | 1     | 1962 | 1    | -       | 2/7/25/26 | 0/2/2/2 |
| 1   | PSU  | 1     | 2580 | 1,58 | -       | 0/7/25/26 | 0/2/2/2 |
| 1   | 5MU  | 1     | 747  | 1    | -       | 1/7/25/26 | 0/2/2/2 |
| 1   | PSU  | 1     | 1911 | 1    | -       | 2/7/25/26 | 0/2/2/2 |
| 1   | 5MU  | 1     | 1939 | 1    | -       | 0/7/25/26 | 0/2/2/2 |
| 1   | 6MZ  | 1     | 2030 | 1,58 | -       | 2/5/27/28 | 0/3/3/3 |
| 1   | 1MG  | 1     | 745  | 1    | -       | 0/3/25/26 | 0/3/3/3 |
| 1   | 3TD  | 1     | 1915 | 1,58 | -       | 4/7/25/26 | 0/2/2/2 |
| 1   | OMC  | 1     | 2498 | 1,58 | -       | 0/9/27/28 | 0/2/2/2 |
| 1   | G7M  | 1     | 2069 | 1    | 3/3/5/5 | 2/3/25/26 | 0/3/3/3 |
| 2   | MA6  | 2     | 1518 | 2    | -       | 2/7/29/30 | 0/3/3/3 |
| 1   | 2MG  | 1     | 2445 | 1    | -       | 2/5/27/28 | 0/3/3/3 |
| 2   | PSU  | 2     | 516  | 58,2 | -       | 4/7/25/26 | 0/2/2/2 |
| 1   | PSU  | 1     | 1917 | 1    | -       | 0/7/25/26 | 0/2/2/2 |
| 1   | 2MG  | 1     | 1835 | 1    | -       | 2/5/27/28 | 0/3/3/3 |
| 1   | PSU  | 1     | 2504 | 1    | -       | 2/7/25/26 | 0/2/2/2 |
| 1   | 6MZ  | 1     | 1618 | 1    | -       | 2/5/27/28 | 0/3/3/3 |

All (66) bond length outliers are listed below:

| Mol | Chain | Res  | Type | Atoms | Z     | Observed(Å) | Ideal(Å) |
|-----|-------|------|------|-------|-------|-------------|----------|
| 1   | 1     | 1915 | 3TD  | C6-C5 | -9.13 | 1.25        | 1.35     |
| 2   | 2     | 527  | G7M  | C8-N9 | 6.91  | 1.45        | 1.33     |
| 2   | 2     | 527  | G7M  | C8-N7 | 6.50  | 1.45        | 1.33     |
| 1   | 1     | 1915 | 3TD  | C6-N1 | -6.50 | 1.25        | 1.36     |
| 48  | q     | 89   | 0TD  | CB-CA | -4.72 | 1.53        | 1.54     |
| 1   | 1     | 1915 | 3TD  | C4-C5 | -4.70 | 1.36        | 1.47     |
| 2   | 2     | 967  | 5MC  | C5-C4 | 4.41  | 1.47        | 1.44     |
| 2   | 2     | 1407 | 5MC  | C5-C4 | 4.08  | 1.47        | 1.44     |
| 1   | 1     | 1962 | 5MC  | C5-C4 | 3.82  | 1.47        | 1.44     |
| 2   | 2     | 527  | G7M  | C5-C4 | 3.58  | 1.46        | 1.39     |
| 1   | 1     | 1939 | 5MU  | C4-N3 | -3.49 | 1.32        | 1.38     |
| 1   | 1     | 2552 | OMU  | C4-N3 | -3.23 | 1.33        | 1.38     |
| 1   | 1     | 747  | 5MU  | C4-N3 | -3.17 | 1.32        | 1.38     |
| 1   | 1     | 747  | 5MU  | C6-N1 | -3.17 | 1.32        | 1.38     |
| 1   | 1     | 2251 | OMG  | C6-N1 | -3.11 | 1.33        | 1.37     |

Continued on next page...

*Continued from previous page...*

| Mol | Chain | Res  | Type | Atoms   | Z     | Observed(Å) | Ideal(Å) |
|-----|-------|------|------|---------|-------|-------------|----------|
| 1   | 1     | 2504 | PSU  | C6-C5   | 3.05  | 1.38        | 1.35     |
| 2   | 2     | 966  | 2MG  | C6-N1   | -3.04 | 1.33        | 1.37     |
| 1   | 1     | 1939 | 5MU  | C6-N1   | -2.95 | 1.33        | 1.38     |
| 2   | 2     | 516  | PSU  | C6-C5   | 2.94  | 1.38        | 1.35     |
| 1   | 1     | 2069 | G7M  | C5-C4   | 2.93  | 1.44        | 1.39     |
| 1   | 1     | 1962 | 5MC  | C6-N1   | -2.92 | 1.33        | 1.38     |
| 2   | 2     | 1516 | 2MG  | C6-N1   | -2.92 | 1.33        | 1.37     |
| 1   | 1     | 1911 | PSU  | C6-C5   | 2.91  | 1.38        | 1.35     |
| 1   | 1     | 2445 | 2MG  | C6-N1   | -2.91 | 1.33        | 1.37     |
| 2   | 2     | 1207 | 2MG  | C6-N1   | -2.90 | 1.33        | 1.37     |
| 1   | 1     | 2552 | OMU  | C2-N3   | -2.89 | 1.32        | 1.38     |
| 1   | 1     | 1835 | 2MG  | C6-N1   | -2.85 | 1.33        | 1.37     |
| 1   | 1     | 2069 | G7M  | C6-N1   | -2.83 | 1.33        | 1.37     |
| 2   | 2     | 967  | 5MC  | C6-N1   | -2.80 | 1.33        | 1.38     |
| 1   | 1     | 1939 | 5MU  | C2-N3   | -2.80 | 1.33        | 1.38     |
| 1   | 1     | 2580 | PSU  | C6-C5   | 2.72  | 1.38        | 1.35     |
| 2   | 2     | 1407 | 5MC  | C6-N1   | -2.71 | 1.33        | 1.38     |
| 2   | 2     | 527  | G7M  | C6-N1   | -2.67 | 1.33        | 1.37     |
| 1   | 1     | 746  | PSU  | C6-C5   | 2.65  | 1.38        | 1.35     |
| 1   | 1     | 1917 | PSU  | C6-C5   | 2.58  | 1.38        | 1.35     |
| 1   | 1     | 747  | 5MU  | C2-N3   | -2.58 | 1.33        | 1.38     |
| 1   | 1     | 2605 | PSU  | C6-C5   | 2.57  | 1.38        | 1.35     |
| 1   | 1     | 2580 | PSU  | C4-C5   | -2.54 | 1.37        | 1.44     |
| 1   | 1     | 2498 | OMC  | C6-N1   | -2.53 | 1.32        | 1.38     |
| 1   | 1     | 955  | PSU  | C4-C5   | -2.50 | 1.37        | 1.44     |
| 1   | 1     | 746  | PSU  | C4-C5   | -2.48 | 1.37        | 1.44     |
| 1   | 1     | 955  | PSU  | C6-C5   | 2.47  | 1.38        | 1.35     |
| 1   | 1     | 2580 | PSU  | O4'-C1' | -2.45 | 1.40        | 1.43     |
| 1   | 1     | 2457 | PSU  | O4'-C1' | -2.43 | 1.40        | 1.43     |
| 1   | 1     | 2457 | PSU  | C6-C5   | 2.36  | 1.37        | 1.35     |
| 1   | 1     | 2605 | PSU  | C4-C5   | -2.35 | 1.37        | 1.44     |
| 1   | 1     | 2457 | PSU  | C4-C5   | -2.32 | 1.37        | 1.44     |
| 2   | 2     | 1407 | 5MC  | C6-C5   | 2.31  | 1.38        | 1.34     |
| 2   | 2     | 967  | 5MC  | C6-C5   | 2.29  | 1.38        | 1.34     |
| 1   | 1     | 1939 | 5MU  | C6-C5   | 2.29  | 1.38        | 1.34     |
| 1   | 1     | 2498 | OMC  | C5-C4   | -2.29 | 1.37        | 1.42     |
| 1   | 1     | 2504 | PSU  | C4-C5   | -2.26 | 1.38        | 1.44     |
| 2   | 2     | 1498 | UR3  | C5-C4   | -2.24 | 1.38        | 1.43     |
| 1   | 1     | 2552 | OMU  | C5-C4   | -2.24 | 1.38        | 1.43     |
| 1   | 1     | 1911 | PSU  | C4-C5   | -2.22 | 1.38        | 1.44     |
| 1   | 1     | 2552 | OMU  | C6-N1   | -2.21 | 1.32        | 1.38     |
| 1   | 1     | 2503 | 2MA  | C6-N1   | -2.20 | 1.33        | 1.37     |

*Continued on next page...*



*Continued from previous page...*

| Mol | Chain | Res  | Type | Atoms   | Z     | Observed(Å) | Ideal(Å) |
|-----|-------|------|------|---------|-------|-------------|----------|
| 48  | q     | 89   | 0TD  | CSB-SB  | -2.18 | 1.75        | 1.79     |
| 1   | 1     | 1915 | 3TD  | C2-N3   | 2.16  | 1.43        | 1.38     |
| 2   | 2     | 516  | PSU  | C4-C5   | -2.15 | 1.38        | 1.44     |
| 1   | 1     | 1911 | PSU  | O4'-C1' | -2.15 | 1.40        | 1.43     |
| 1   | 1     | 746  | PSU  | O4'-C1' | -2.15 | 1.40        | 1.43     |
| 1   | 1     | 747  | 5MU  | C6-C5   | 2.14  | 1.38        | 1.34     |
| 1   | 1     | 1917 | PSU  | C4-C5   | -2.10 | 1.38        | 1.44     |
| 2   | 2     | 1498 | UR3  | C6-N1   | -2.09 | 1.33        | 1.38     |
| 2   | 2     | 1402 | 4OC  | C6-N1   | -2.08 | 1.33        | 1.38     |

All (132) bond angle outliers are listed below:

| Mol | Chain | Res  | Type | Atoms     | Z      | Observed(°) | Ideal(°) |
|-----|-------|------|------|-----------|--------|-------------|----------|
| 1   | 1     | 1915 | 3TD  | C5-C6-N1  | 25.17  | 157.09      | 122.14   |
| 1   | 1     | 1915 | 3TD  | C6-C5-C4  | -20.35 | 104.56      | 118.19   |
| 1   | 1     | 1915 | 3TD  | C1'-C5-C4 | 8.45   | 130.44      | 117.61   |
| 1   | 1     | 1915 | 3TD  | C6-N1-C2  | -8.28  | 100.70      | 121.80   |
| 1   | 1     | 1618 | 6MZ  | C9-N6-C6  | -7.71  | 115.70      | 122.85   |
| 2   | 2     | 1498 | UR3  | C4-N3-C2  | -6.57  | 119.29      | 124.58   |
| 1   | 1     | 1939 | 5MU  | C4-N3-C2  | -6.14  | 119.29      | 127.34   |
| 1   | 1     | 2030 | 6MZ  | C2-N1-C6  | 5.90   | 121.18      | 116.60   |
| 1   | 1     | 1939 | 5MU  | N3-C2-N1  | 5.80   | 122.44      | 114.89   |
| 1   | 1     | 747  | 5MU  | C4-N3-C2  | -5.72  | 119.84      | 127.34   |
| 1   | 1     | 2030 | 6MZ  | C9-N6-C6  | -5.59  | 117.67      | 122.85   |
| 1   | 1     | 1618 | 6MZ  | C2-N1-C6  | 5.57   | 120.93      | 116.60   |
| 1   | 1     | 955  | PSU  | N1-C2-N3  | 5.53   | 121.00      | 115.17   |
| 1   | 1     | 2552 | OMU  | C4-N3-C2  | -5.44  | 119.86      | 126.61   |
| 1   | 1     | 955  | PSU  | C4-N3-C2  | -5.40  | 118.94      | 126.37   |
| 1   | 1     | 2457 | PSU  | N1-C2-N3  | 5.26   | 120.71      | 115.17   |
| 1   | 1     | 2457 | PSU  | C4-N3-C2  | -5.24  | 119.15      | 126.37   |
| 1   | 1     | 747  | 5MU  | N3-C2-N1  | 5.22   | 121.68      | 114.89   |
| 1   | 1     | 1939 | 5MU  | C5-C4-N3  | 5.14   | 119.79      | 115.32   |
| 1   | 1     | 2605 | PSU  | C4-N3-C2  | -5.06  | 119.40      | 126.37   |
| 1   | 1     | 1911 | PSU  | C4-N3-C2  | -5.06  | 119.40      | 126.37   |
| 1   | 1     | 1917 | PSU  | N1-C2-N3  | 5.05   | 120.50      | 115.17   |
| 2   | 2     | 516  | PSU  | C4-N3-C2  | -5.03  | 119.44      | 126.37   |
| 1   | 1     | 2552 | OMU  | N3-C2-N1  | 5.03   | 121.44      | 114.89   |
| 1   | 1     | 1911 | PSU  | N1-C2-N3  | 5.00   | 120.44      | 115.17   |
| 2   | 2     | 1518 | MA6  | N1-C6-N6  | 4.97   | 122.57      | 116.83   |
| 1   | 1     | 746  | PSU  | C4-N3-C2  | -4.94  | 119.56      | 126.37   |
| 1   | 1     | 2504 | PSU  | N1-C2-N3  | 4.87   | 120.31      | 115.17   |
| 2   | 2     | 1519 | MA6  | C2-N1-C6  | 4.87   | 121.61      | 116.84   |

*Continued on next page...*

*Continued from previous page...*

| Mol | Chain | Res  | Type | Atoms       | Z     | Observed(°) | Ideal(°) |
|-----|-------|------|------|-------------|-------|-------------|----------|
| 1   | 1     | 747  | 5MU  | O4-C4-C5    | -4.86 | 119.35      | 124.92   |
| 1   | 1     | 1917 | PSU  | C4-N3-C2    | -4.85 | 119.69      | 126.37   |
| 1   | 1     | 1939 | 5MU  | C5-C6-N1    | -4.78 | 118.12      | 123.31   |
| 1   | 1     | 747  | 5MU  | C5-C4-N3    | 4.70  | 119.41      | 115.32   |
| 1   | 1     | 1915 | 3TD  | N1-C2-N3    | 4.64  | 119.51      | 116.13   |
| 1   | 1     | 2580 | PSU  | N1-C2-N3    | 4.55  | 119.97      | 115.17   |
| 1   | 1     | 2580 | PSU  | C4-N3-C2    | -4.52 | 120.15      | 126.37   |
| 1   | 1     | 2605 | PSU  | N1-C2-N3    | 4.47  | 119.88      | 115.17   |
| 1   | 1     | 2504 | PSU  | C4-N3-C2    | -4.46 | 120.23      | 126.37   |
| 2   | 2     | 1519 | MA6  | C10-N6-C6   | -4.44 | 107.17      | 119.40   |
| 2   | 2     | 1518 | MA6  | C2-N1-C6    | 4.38  | 121.14      | 116.84   |
| 1   | 1     | 747  | 5MU  | C5-C6-N1    | -4.35 | 118.59      | 123.31   |
| 1   | 1     | 746  | PSU  | N1-C2-N3    | 4.32  | 119.73      | 115.17   |
| 2   | 2     | 516  | PSU  | N1-C2-N3    | 4.29  | 119.69      | 115.17   |
| 1   | 1     | 1939 | 5MU  | O4-C4-C5    | -4.10 | 120.23      | 124.92   |
| 48  | q     | 89   | 0TD  | OD2-CG-CB   | 4.06  | 121.92      | 113.15   |
| 1   | 1     | 2457 | PSU  | C6-C5-C4    | 3.97  | 120.86      | 118.17   |
| 1   | 1     | 1939 | 5MU  | O2-C2-N1    | -3.94 | 117.66      | 122.80   |
| 2   | 2     | 1519 | MA6  | C9-N6-C6    | -3.87 | 108.72      | 119.40   |
| 2   | 2     | 1518 | MA6  | C10-N6-C6   | -3.85 | 108.78      | 119.40   |
| 1   | 1     | 2552 | OMU  | C5-C4-N3    | 3.84  | 120.17      | 114.80   |
| 1   | 1     | 1618 | 6MZ  | N3-C2-N1    | -3.80 | 123.52      | 128.67   |
| 2   | 2     | 1407 | 5MC  | C5-C6-N1    | -3.75 | 119.23      | 123.31   |
| 1   | 1     | 2030 | 6MZ  | N3-C2-N1    | -3.65 | 123.72      | 128.67   |
| 2   | 2     | 1519 | MA6  | N3-C2-N1    | -3.63 | 123.75      | 128.67   |
| 1   | 1     | 1962 | 5MC  | C5-C6-N1    | -3.55 | 119.46      | 123.31   |
| 2   | 2     | 1518 | MA6  | C9-N6-C6    | -3.54 | 109.63      | 119.40   |
| 1   | 1     | 2069 | G7M  | C4'-O4'-C1' | -3.52 | 106.70      | 109.92   |
| 2   | 2     | 1519 | MA6  | N1-C6-N6    | 3.51  | 120.89      | 116.83   |
| 2   | 2     | 1498 | UR3  | C5-C4-N3    | 3.45  | 119.58      | 115.04   |
| 1   | 1     | 1618 | 6MZ  | C4-C5-N7    | -3.33 | 105.81      | 109.34   |
| 2   | 2     | 1518 | MA6  | N3-C2-N1    | -3.27 | 124.24      | 128.67   |
| 1   | 1     | 1917 | PSU  | O2-C2-N1    | -3.26 | 119.43      | 122.79   |
| 2   | 2     | 967  | 5MC  | C5-C6-N1    | -3.26 | 119.78      | 123.31   |
| 1   | 1     | 2580 | PSU  | C6-N1-C2    | -3.23 | 119.69      | 122.69   |
| 1   | 1     | 2457 | PSU  | O2-C2-N1    | -3.21 | 119.48      | 122.79   |
| 1   | 1     | 2504 | PSU  | C6-N1-C2    | -3.19 | 119.73      | 122.69   |
| 1   | 1     | 955  | PSU  | O2-C2-N1    | -3.05 | 119.64      | 122.79   |
| 1   | 1     | 2030 | 6MZ  | C4-C5-N7    | -3.02 | 106.15      | 109.34   |
| 2   | 2     | 1207 | 2MG  | C8-N7-C5    | 3.01  | 107.68      | 102.55   |
| 2   | 2     | 1516 | 2MG  | C8-N7-C5    | 3.00  | 107.66      | 102.55   |
| 1   | 1     | 955  | PSU  | C6-N1-C2    | -2.97 | 119.93      | 122.69   |

*Continued on next page...*

*Continued from previous page...*

| Mol | Chain | Res  | Type | Atoms       | Z     | Observed(°) | Ideal(°) |
|-----|-------|------|------|-------------|-------|-------------|----------|
| 2   | 2     | 1519 | MA6  | C10-N6-C9   | -2.92 | 106.80      | 116.18   |
| 1   | 1     | 1917 | PSU  | C6-N1-C2    | -2.91 | 119.99      | 122.69   |
| 1   | 1     | 2552 | OMU  | O4-C4-C5    | -2.90 | 120.17      | 125.16   |
| 1   | 1     | 1835 | 2MG  | N1-C2-N2    | 2.88  | 119.50      | 116.56   |
| 1   | 1     | 1911 | PSU  | O2-C2-N1    | -2.88 | 119.82      | 122.79   |
| 1   | 1     | 2552 | OMU  | O2-C2-N1    | -2.83 | 119.11      | 122.80   |
| 1   | 1     | 2503 | 2MA  | C4-N3-C2    | -2.79 | 121.16      | 123.30   |
| 1   | 1     | 2445 | 2MG  | C8-N7-C5    | 2.76  | 107.25      | 102.55   |
| 1   | 1     | 1911 | PSU  | C6-N1-C2    | -2.74 | 120.14      | 122.69   |
| 2   | 2     | 1516 | 2MG  | N1-C2-N2    | 2.71  | 119.33      | 116.56   |
| 1   | 1     | 745  | 1MG  | C8-N7-C5    | 2.71  | 107.16      | 102.55   |
| 1   | 1     | 2580 | PSU  | O2-C2-N1    | -2.71 | 120.00      | 122.79   |
| 2   | 2     | 967  | 5MC  | C5-C4-N3    | -2.69 | 119.00      | 121.75   |
| 1   | 1     | 2503 | 2MA  | C8-N7-C5    | 2.68  | 107.12      | 102.55   |
| 2   | 2     | 966  | 2MG  | CM2-N2-C2   | -2.66 | 117.93      | 123.65   |
| 2   | 2     | 527  | G7M  | CN7-N7-C8   | -2.64 | 112.72      | 125.43   |
| 2   | 2     | 1407 | 5MC  | C5-C4-N3    | -2.62 | 119.07      | 121.75   |
| 1   | 1     | 2445 | 2MG  | N1-C2-N2    | 2.60  | 119.22      | 116.56   |
| 1   | 1     | 747  | 5MU  | O2-C2-N1    | -2.58 | 119.44      | 122.80   |
| 2   | 2     | 1518 | MA6  | C10-N6-C9   | -2.58 | 107.89      | 116.18   |
| 1   | 1     | 1835 | 2MG  | C8-N7-C5    | 2.58  | 106.94      | 102.55   |
| 1   | 1     | 2498 | OMC  | O2-C2-N3    | -2.57 | 118.27      | 122.33   |
| 2   | 2     | 966  | 2MG  | C8-N7-C5    | 2.56  | 106.91      | 102.55   |
| 1   | 1     | 746  | PSU  | C6-C5-C4    | 2.53  | 119.88      | 118.17   |
| 1   | 1     | 2251 | OMG  | C8-N7-C5    | 2.52  | 106.84      | 102.55   |
| 2   | 2     | 1207 | 2MG  | CM2-N2-C2   | -2.50 | 118.28      | 123.65   |
| 1   | 1     | 2457 | PSU  | C6-N1-C2    | -2.50 | 120.37      | 122.69   |
| 1   | 1     | 745  | 1MG  | C5-C6-N1    | 2.50  | 117.57      | 113.96   |
| 1   | 1     | 1962 | 5MC  | C5-C4-N3    | -2.46 | 119.23      | 121.75   |
| 1   | 1     | 2503 | 2MA  | C5-C6-N1    | 2.45  | 118.69      | 114.12   |
| 2   | 2     | 1516 | 2MG  | N2-C2-N3    | -2.45 | 117.39      | 120.51   |
| 1   | 1     | 1835 | 2MG  | C5-C6-N1    | 2.44  | 118.72      | 114.07   |
| 1   | 1     | 1911 | PSU  | C6-C5-C4    | 2.42  | 119.80      | 118.17   |
| 1   | 1     | 2445 | 2MG  | N2-C2-N3    | -2.41 | 117.44      | 120.51   |
| 2   | 2     | 966  | 2MG  | N1-C2-N2    | 2.38  | 118.99      | 116.56   |
| 1   | 1     | 2504 | PSU  | O2-C2-N1    | -2.38 | 120.34      | 122.79   |
| 1   | 1     | 1835 | 2MG  | CM2-N2-C2   | -2.37 | 118.55      | 123.65   |
| 1   | 1     | 1835 | 2MG  | O6-C6-C5    | -2.36 | 119.64      | 124.32   |
| 1   | 1     | 2580 | PSU  | O4'-C1'-C2' | 2.35  | 108.40      | 105.15   |
| 1   | 1     | 2457 | PSU  | O4'-C1'-C2' | 2.35  | 108.40      | 105.15   |
| 1   | 1     | 2445 | 2MG  | CM2-N2-C2   | -2.34 | 118.61      | 123.65   |
| 2   | 2     | 1516 | 2MG  | CM2-N2-C2   | -2.28 | 118.74      | 123.65   |

*Continued on next page...*

*Continued from previous page...*

| Mol | Chain | Res  | Type | Atoms       | Z     | Observed(°) | Ideal(°) |
|-----|-------|------|------|-------------|-------|-------------|----------|
| 48  | q     | 89   | 0TD  | OD1-CG-CB   | -2.27 | 117.68      | 122.44   |
| 2   | 2     | 966  | 2MG  | N2-C2-N3    | -2.27 | 117.62      | 120.51   |
| 2   | 2     | 1207 | 2MG  | C5-C6-N1    | 2.24  | 118.35      | 114.07   |
| 1   | 1     | 2605 | PSU  | O2-C2-N1    | -2.20 | 120.52      | 122.79   |
| 2   | 2     | 1498 | UR3  | C1'-N1-C2   | 2.16  | 120.58      | 117.04   |
| 2   | 2     | 516  | PSU  | C5-C4-N3    | 2.15  | 121.27      | 116.55   |
| 2   | 2     | 1519 | MA6  | C4-C5-N7    | -2.14 | 107.08      | 109.34   |
| 1   | 1     | 746  | PSU  | O2-C2-N1    | -2.13 | 120.59      | 122.79   |
| 2   | 2     | 1207 | 2MG  | N1-C2-N2    | 2.11  | 118.72      | 116.56   |
| 2   | 2     | 1207 | 2MG  | N2-C2-N3    | -2.11 | 117.83      | 120.51   |
| 2   | 2     | 966  | 2MG  | C5-C6-N1    | 2.10  | 118.08      | 114.07   |
| 1   | 1     | 1835 | 2MG  | N2-C2-N3    | -2.09 | 117.84      | 120.51   |
| 2   | 2     | 1402 | 4OC  | CM4-N4-C4   | -2.09 | 118.37      | 122.45   |
| 1   | 1     | 2251 | OMG  | C5-C6-N1    | 2.08  | 118.03      | 114.07   |
| 1   | 1     | 2251 | OMG  | C2-N1-C6    | -2.06 | 121.34      | 125.11   |
| 2   | 2     | 1516 | 2MG  | C5-C6-N1    | 2.06  | 118.00      | 114.07   |
| 2   | 2     | 516  | PSU  | C6-N1-C2    | -2.03 | 120.81      | 122.69   |
| 2   | 2     | 1498 | UR3  | C3U-N3-C4   | 2.02  | 120.68      | 117.87   |
| 1   | 1     | 1915 | 3TD  | O4'-C1'-C2' | 2.00  | 107.92      | 105.15   |

All (3) chirality outliers are listed below:

| Mol | Chain | Res  | Type | Atom |
|-----|-------|------|------|------|
| 1   | 1     | 2069 | G7M  | C3'  |
| 1   | 1     | 2069 | G7M  | C2'  |
| 1   | 1     | 2069 | G7M  | C4'  |

All (44) torsion outliers are listed below:

| Mol | Chain | Res  | Type | Atoms           |
|-----|-------|------|------|-----------------|
| 2   | 2     | 516  | PSU  | O4'-C1'-C5-C4   |
| 2   | 2     | 516  | PSU  | O4'-C1'-C5-C6   |
| 2   | 2     | 967  | 5MC  | O4'-C4'-C5'-O5' |
| 2   | 2     | 967  | 5MC  | C3'-C4'-C5'-O5' |
| 2   | 2     | 1518 | MA6  | C5-C6-N6-C9     |
| 2   | 2     | 1519 | MA6  | O4'-C4'-C5'-O5' |
| 2   | 2     | 1519 | MA6  | C5-C6-N6-C9     |
| 2   | 2     | 1519 | MA6  | N1-C6-N6-C9     |
| 1   | 1     | 746  | PSU  | C2'-C1'-C5-C4   |
| 1   | 1     | 746  | PSU  | C2'-C1'-C5-C6   |
| 1   | 1     | 746  | PSU  | O4'-C1'-C5-C6   |
| 1   | 1     | 1915 | 3TD  | O4'-C1'-C5-C4   |

*Continued on next page...*

*Continued from previous page...*

| Mol | Chain | Res  | Type | Atoms           |
|-----|-------|------|------|-----------------|
| 1   | 1     | 1915 | 3TD  | O4'-C1'-C5-C6   |
| 1   | 1     | 2504 | PSU  | O4'-C4'-C5'-O5' |
| 2   | 2     | 527  | G7M  | C3'-C4'-C5'-O5' |
| 1   | 1     | 1618 | 6MZ  | O4'-C4'-C5'-O5' |
| 1   | 1     | 1915 | 3TD  | C3'-C4'-C5'-O5' |
| 1   | 1     | 2445 | 2MG  | C3'-C4'-C5'-O5' |
| 1   | 1     | 2504 | PSU  | C3'-C4'-C5'-O5' |
| 2   | 2     | 527  | G7M  | O4'-C4'-C5'-O5' |
| 1   | 1     | 1915 | 3TD  | O4'-C4'-C5'-O5' |
| 2   | 2     | 1519 | MA6  | C3'-C4'-C5'-O5' |
| 1   | 1     | 1835 | 2MG  | C3'-C4'-C5'-O5' |
| 1   | 1     | 2030 | 6MZ  | O4'-C4'-C5'-O5' |
| 1   | 1     | 2445 | 2MG  | O4'-C4'-C5'-O5' |
| 2   | 2     | 1518 | MA6  | N1-C6-N6-C9     |
| 2   | 2     | 966  | 2MG  | C3'-C4'-C5'-O5' |
| 1   | 1     | 1835 | 2MG  | O4'-C4'-C5'-O5' |
| 1   | 1     | 2030 | 6MZ  | C3'-C4'-C5'-O5' |
| 1   | 1     | 2503 | 2MA  | O4'-C4'-C5'-O5' |
| 1   | 1     | 1618 | 6MZ  | C3'-C4'-C5'-O5' |
| 1   | 1     | 2503 | 2MA  | C3'-C4'-C5'-O5' |
| 1   | 1     | 2069 | G7M  | O4'-C4'-C5'-O5' |
| 48  | q     | 89   | 0TD  | CG-CB-SB-CSB    |
| 2   | 2     | 966  | 2MG  | O4'-C4'-C5'-O5' |
| 1   | 1     | 746  | PSU  | O4'-C1'-C5-C4   |
| 1   | 1     | 1911 | PSU  | O4'-C1'-C5-C4   |
| 2   | 2     | 516  | PSU  | C3'-C4'-C5'-O5' |
| 1   | 1     | 747  | 5MU  | C4'-C5'-O5'-P   |
| 1   | 1     | 1911 | PSU  | O4'-C4'-C5'-O5' |
| 1   | 1     | 2069 | G7M  | C3'-C4'-C5'-O5' |
| 1   | 1     | 1962 | 5MC  | C2'-C1'-N1-C6   |
| 1   | 1     | 1962 | 5MC  | O4'-C1'-N1-C6   |
| 2   | 2     | 516  | PSU  | O4'-C4'-C5'-O5' |

There are no ring outliers.

No monomer is involved in short contacts.

## 5.5 Carbohydrates

There are no oligosaccharides in this entry.

## 5.6 Ligand geometry [i](#)

Of 441 ligands modelled in this entry, 441 are monoatomic - leaving 0 for Mogul analysis.

There are no bond length outliers.

There are no bond angle outliers.

There are no chirality outliers.

There are no torsion outliers.

There are no ring outliers.

No monomer is involved in short contacts.

## 5.7 Other polymers [i](#)

There are no such residues in this entry.

## 5.8 Polymer linkage issues [i](#)

The following chains have linkage breaks:

| Mol | Chain | Number of breaks |
|-----|-------|------------------|
| 1   | 1     | 2                |

All chain breaks are listed below:

| Model | Chain | Residue-1 | Atom-1 | Residue-2 | Atom-2 | Distance (Å) |
|-------|-------|-----------|--------|-----------|--------|--------------|
| 1     | 1     | 1914:C    | O3'    | 1915:3TD  | P      | 7.81         |
| 1     | 1     | 2314:A    | O3'    | 2315:G    | P      | 3.31         |

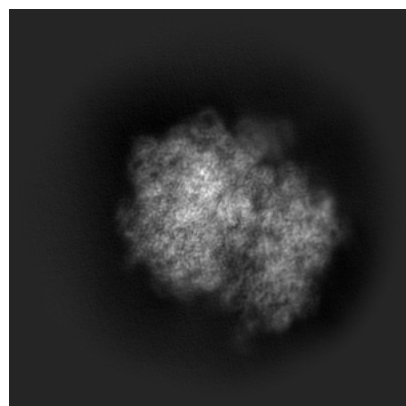
## 6 Map visualisation [i](#)

This section contains visualisations of the EMDB entry EMD-48513. These allow visual inspection of the internal detail of the map and identification of artifacts.

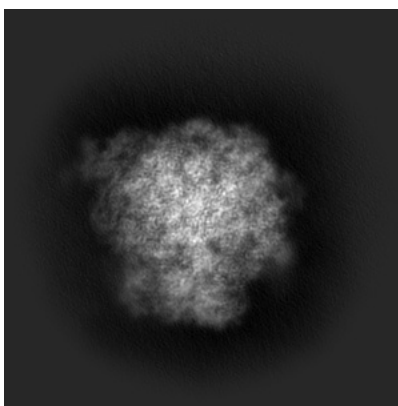
Images derived from a raw map, generated by summing the deposited half-maps, are presented below the corresponding image components of the primary map to allow further visual inspection and comparison with those of the primary map.

### 6.1 Orthogonal projections [i](#)

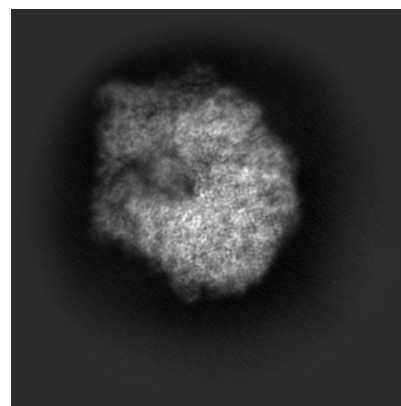
#### 6.1.1 Primary map



X

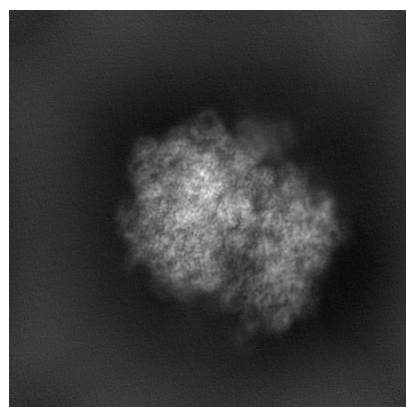


Y

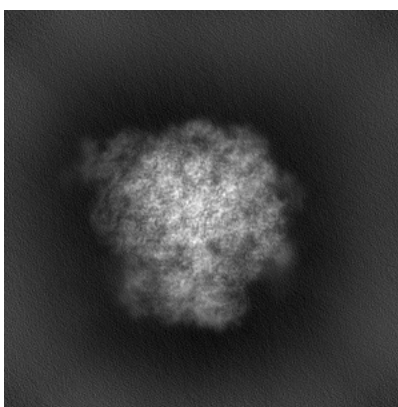


Z

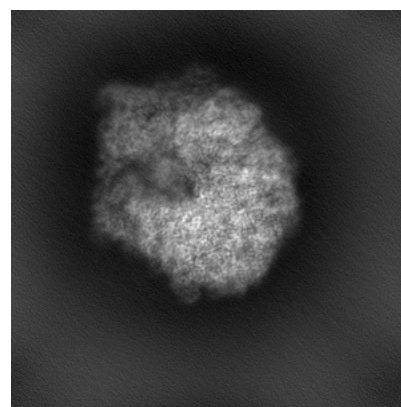
#### 6.1.2 Raw map



X



Y



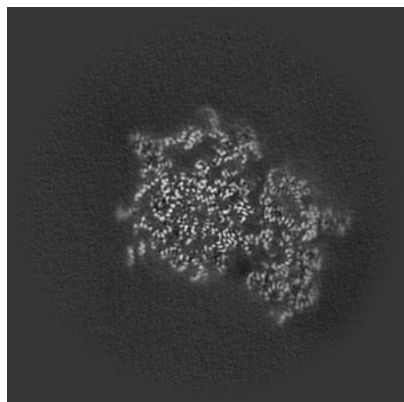
Z

The images above show the map projected in three orthogonal directions.

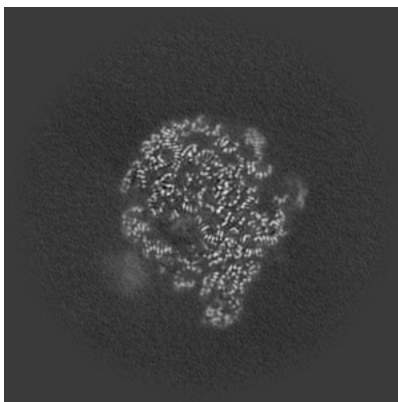


## 6.2 Central slices [i](#)

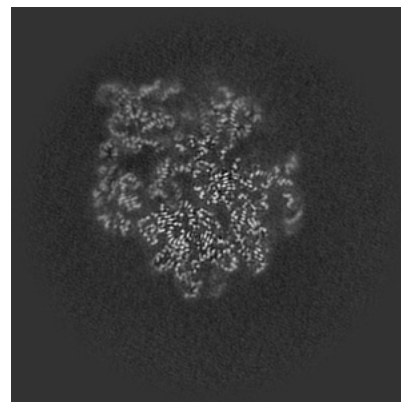
### 6.2.1 Primary map



X Index: 192

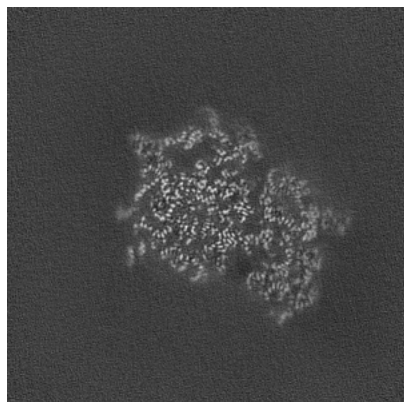


Y Index: 192

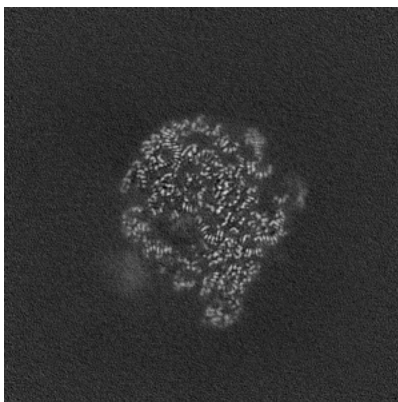


Z Index: 192

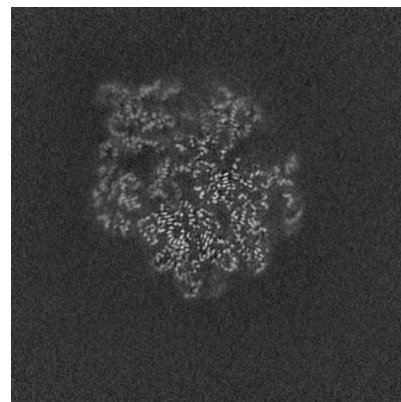
### 6.2.2 Raw map



X Index: 192



Y Index: 192



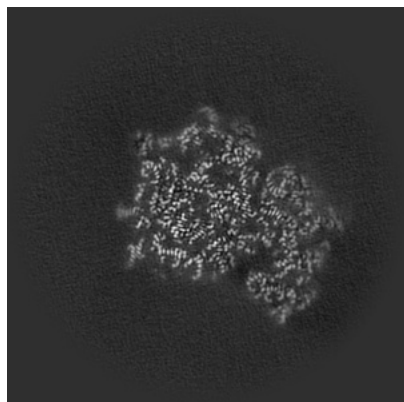
Z Index: 192

The images above show central slices of the map in three orthogonal directions.

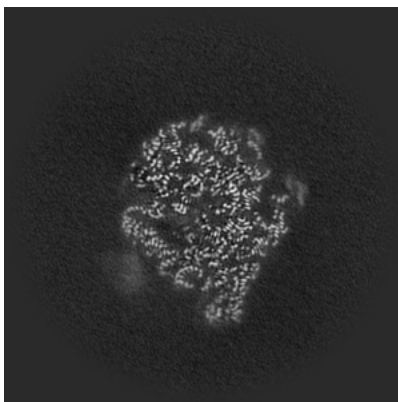


## 6.3 Largest variance slices [i](#)

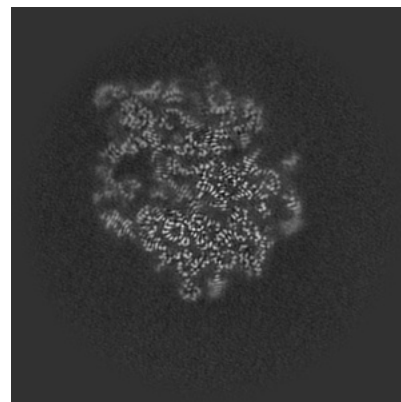
### 6.3.1 Primary map



X Index: 195

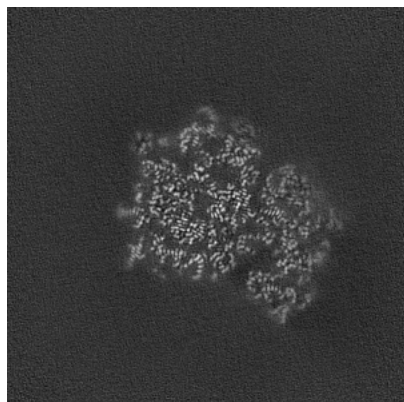


Y Index: 189

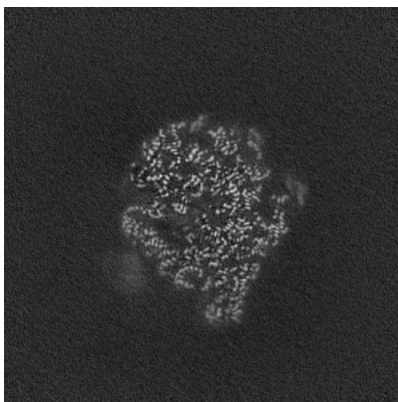


Z Index: 187

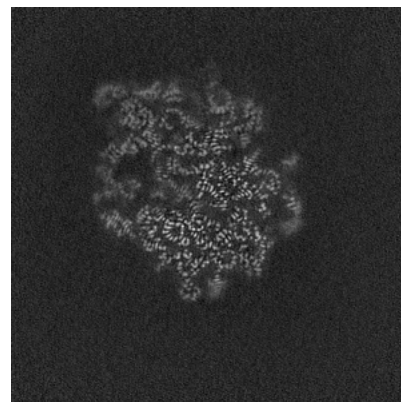
### 6.3.2 Raw map



X Index: 196



Y Index: 189

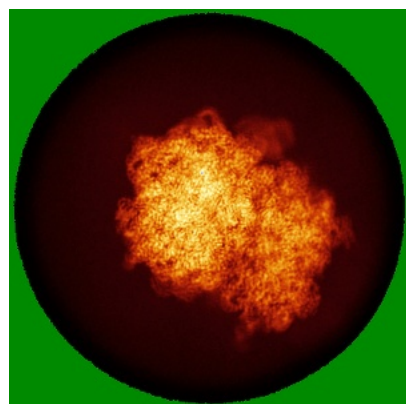


Z Index: 187

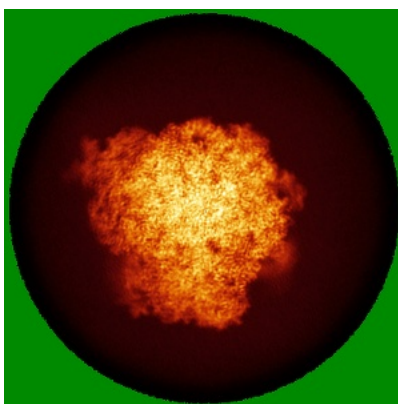
The images above show the largest variance slices of the map in three orthogonal directions.

## 6.4 Orthogonal standard-deviation projections (False-color) [i](#)

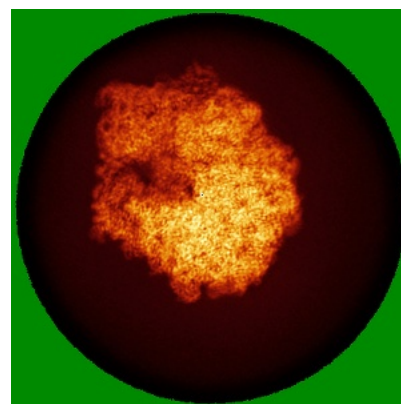
### 6.4.1 Primary map



X

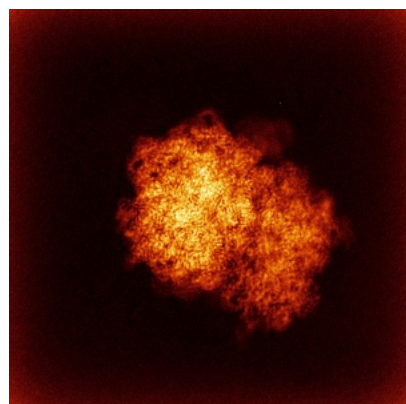


Y

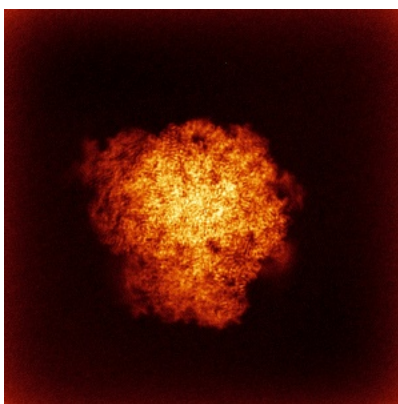


Z

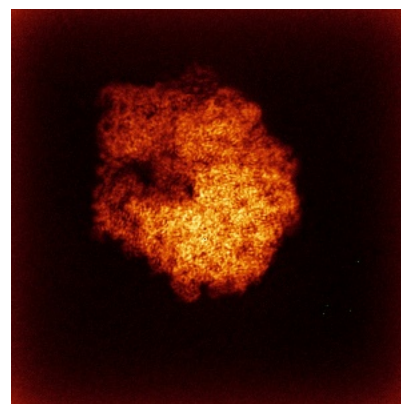
### 6.4.2 Raw map



X



Y




Z

The images above show the map standard deviation projections with false color in three orthogonal directions. Minimum values are shown in green, max in blue, and dark to light orange shades represent small to large values respectively.


## 6.5 Orthogonal surface views [i](#)

### 6.5.1 Primary map



The images above show the 3D surface view of the map at the recommended contour level 0.456. These images, in conjunction with the slice images, may facilitate assessment of whether an appropriate contour level has been provided.

### 6.5.2 Raw map



These images show the 3D surface of the raw map. The raw map's contour level was selected so that its surface encloses the same volume as the primary map does at its recommended contour level.

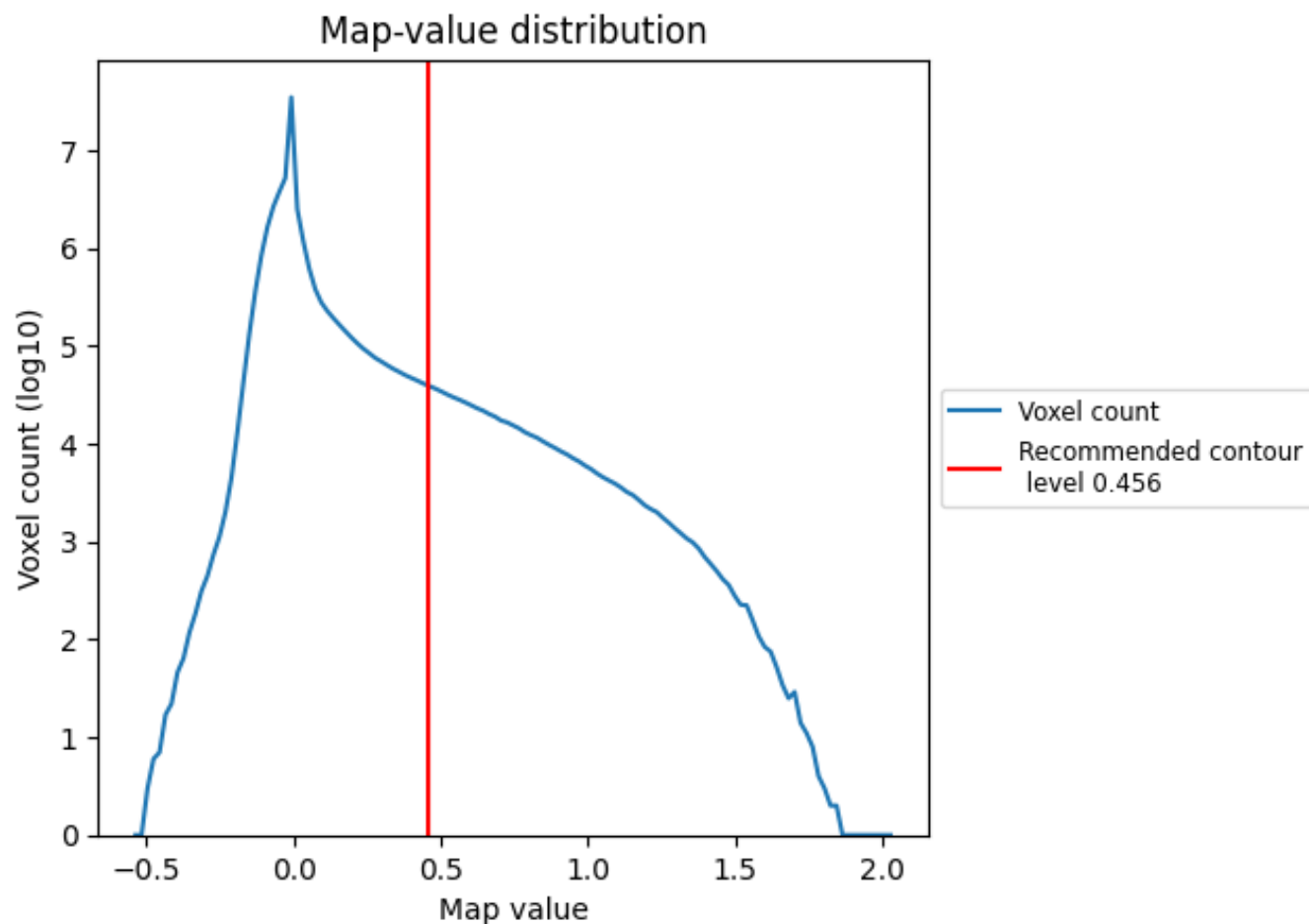
## 6.6 Mask visualisation [i](#)

This section was not generated. No masks/segmentation were deposited.

## 7 Map analysis [i](#)

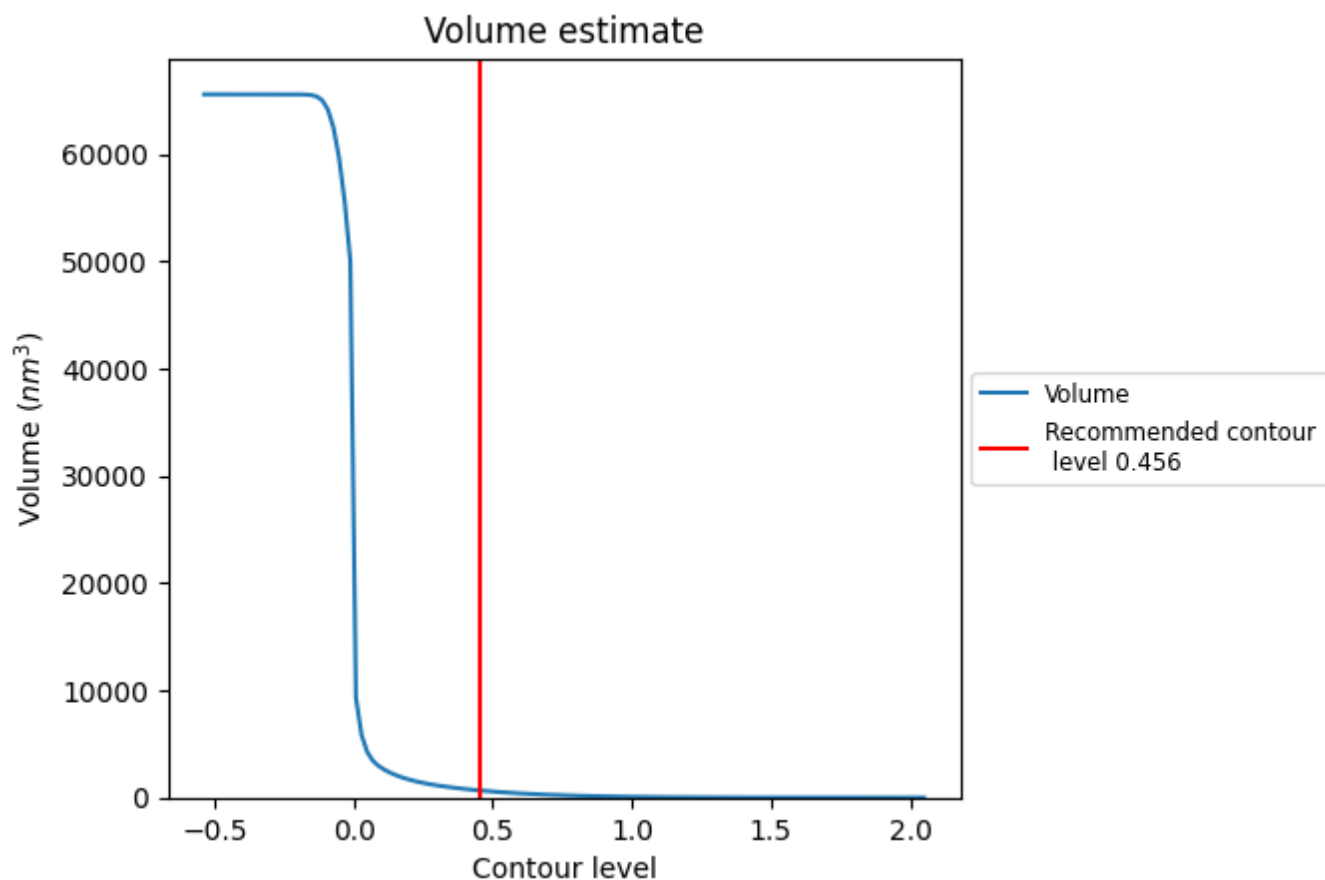
This section contains the results of statistical analysis of the map.

### 7.1 Map-value distribution [i](#)



The map-value distribution is plotted in 128 intervals along the x-axis. The y-axis is logarithmic. A spike in this graph at zero usually indicates that the volume has been masked.

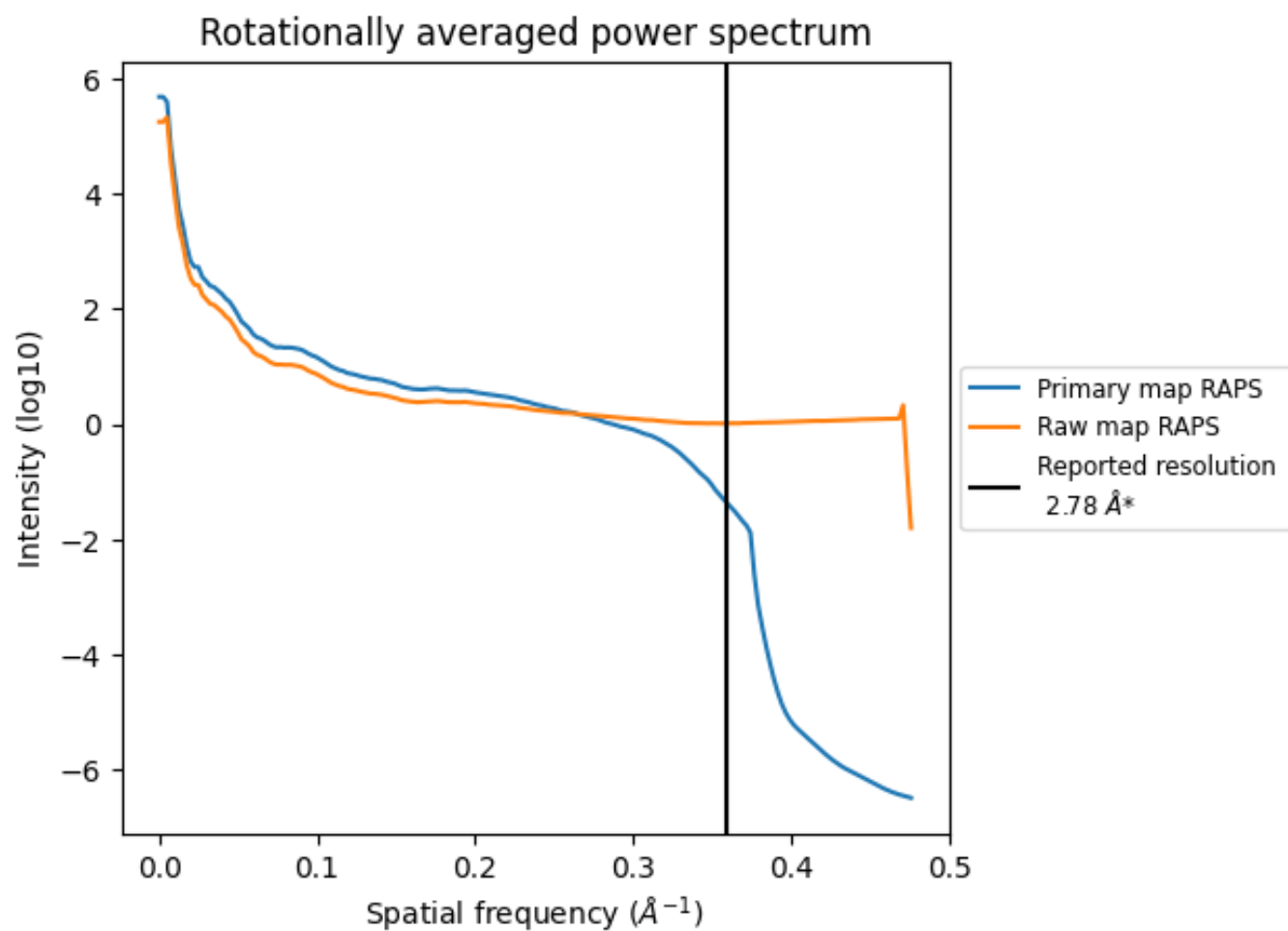
## 7.2 Volume estimate [i](#)



The volume at the recommended contour level is 654 nm<sup>3</sup>; this corresponds to an approximate mass of 591 kDa.

The volume estimate graph shows how the enclosed volume varies with the contour level. The recommended contour level is shown as a vertical line and the intersection between the line and the curve gives the volume of the enclosed surface at the given level.

### 7.3 Rotationally averaged power spectrum ⓘ

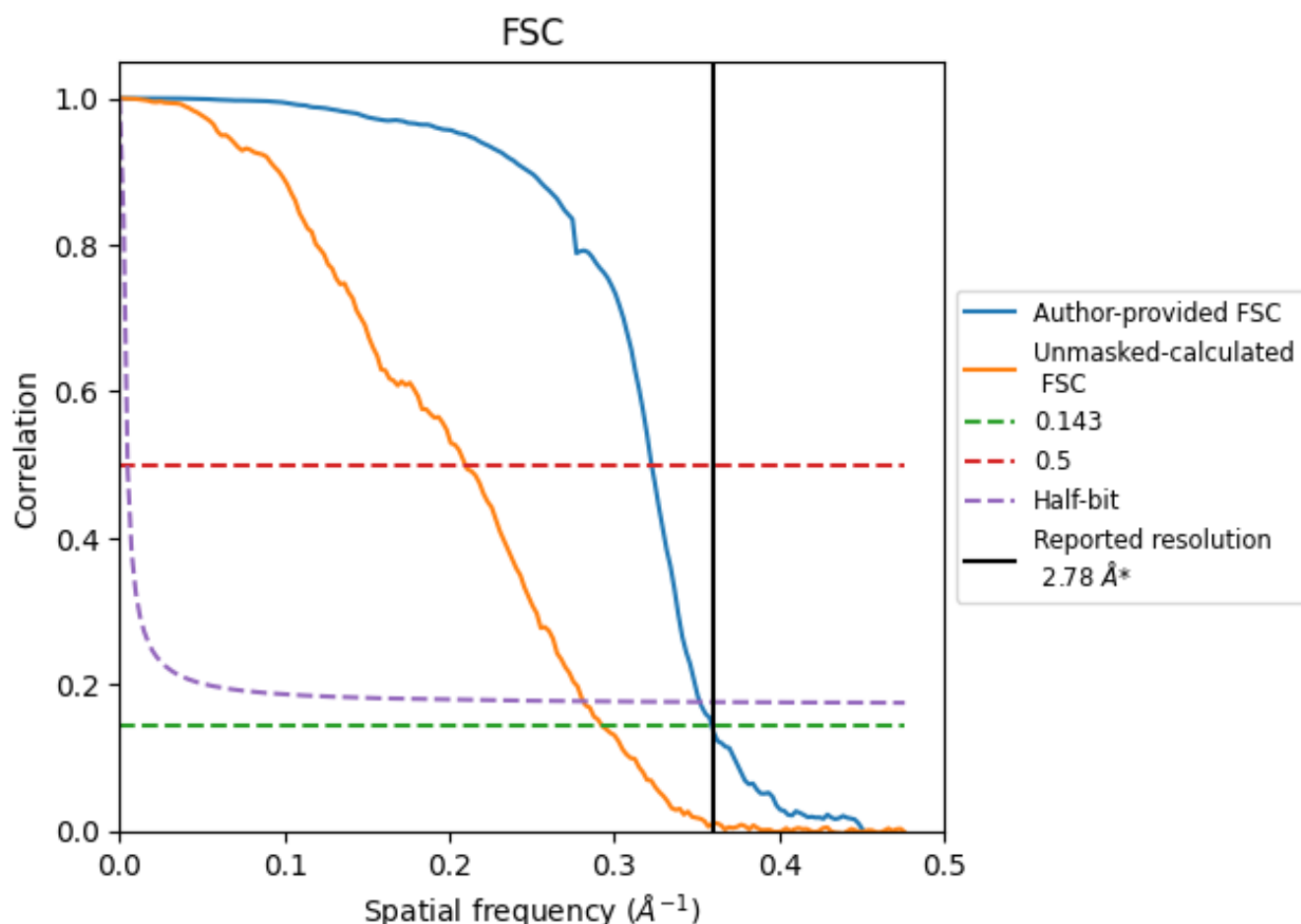


\*Reported resolution corresponds to spatial frequency of 0.360  $\text{\AA}^{-1}$

## 8 Fourier-Shell correlation [i](#)

Fourier-Shell Correlation (FSC) is the most commonly used method to estimate the resolution of single-particle and subtomogram-averaged maps. The shape of the curve depends on the imposed symmetry, mask and whether or not the two 3D reconstructions used were processed from a common reference. The reported resolution is shown as a black line. A curve is displayed for the half-bit criterion in addition to lines showing the 0.143 gold standard cut-off and 0.5 cut-off.

### 8.1 FSC [i](#)



\*Reported resolution corresponds to spatial frequency of 0.360  $\text{\AA}^{-1}$

## 8.2 Resolution estimates [i](#)

| Resolution estimate (Å)   | Estimation criterion (FSC cut-off) |      |          |
|---------------------------|------------------------------------|------|----------|
|                           | 0.143                              | 0.5  | Half-bit |
| Reported by author        | 2.78                               | -    | -        |
| Author-provided FSC curve | 2.78                               | 3.10 | 2.84     |
| Unmasked-calculated*      | 3.42                               | 4.77 | 3.55     |

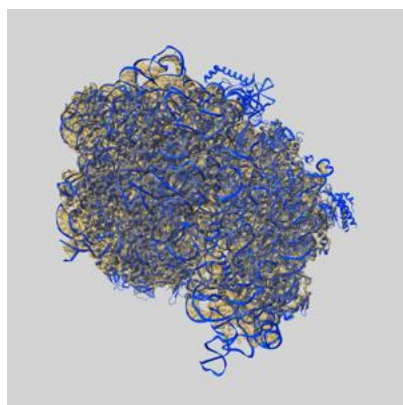
\*Resolution estimate based on FSC curve calculated by comparison of deposited half-maps. The value from deposited half-maps intersecting FSC 0.143 CUT-OFF 3.42 differs from the reported value 2.78 by more than 10 %



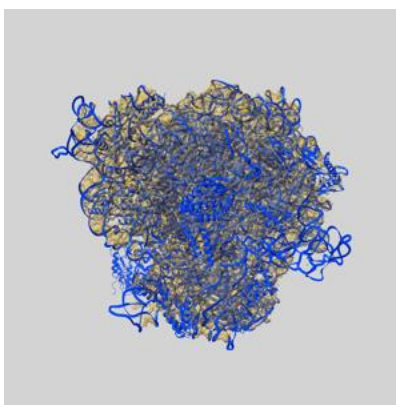
## 9 Map-model fit [i](#)

This section contains information regarding the fit between EMDB map EMD-48513 and PDB model 9MQ4. Per-residue inclusion information can be found in section 3 on page 16.

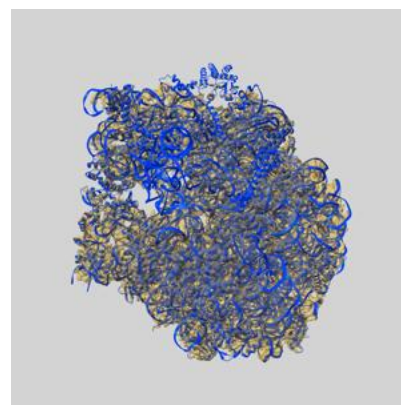
### 9.1 Map-model overlay [i](#)



X



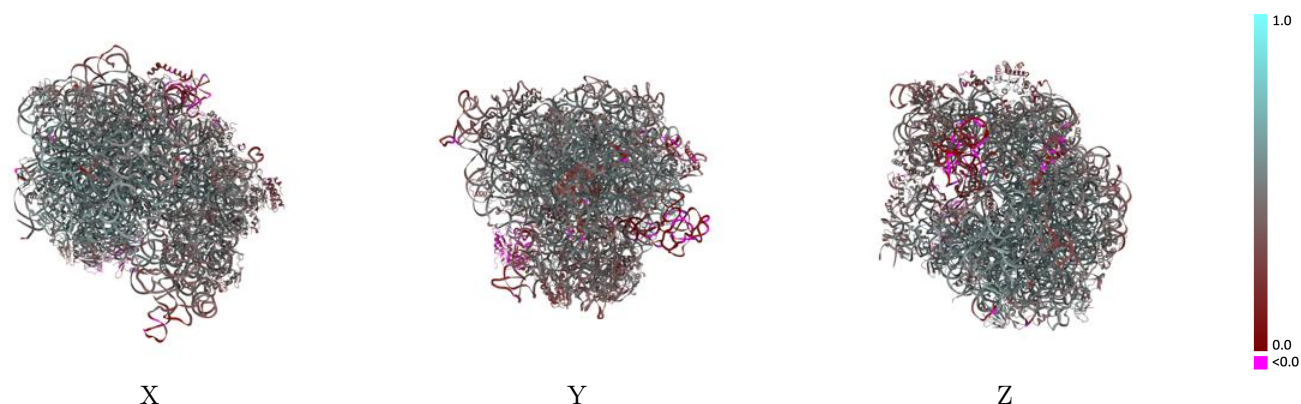
Y



Z

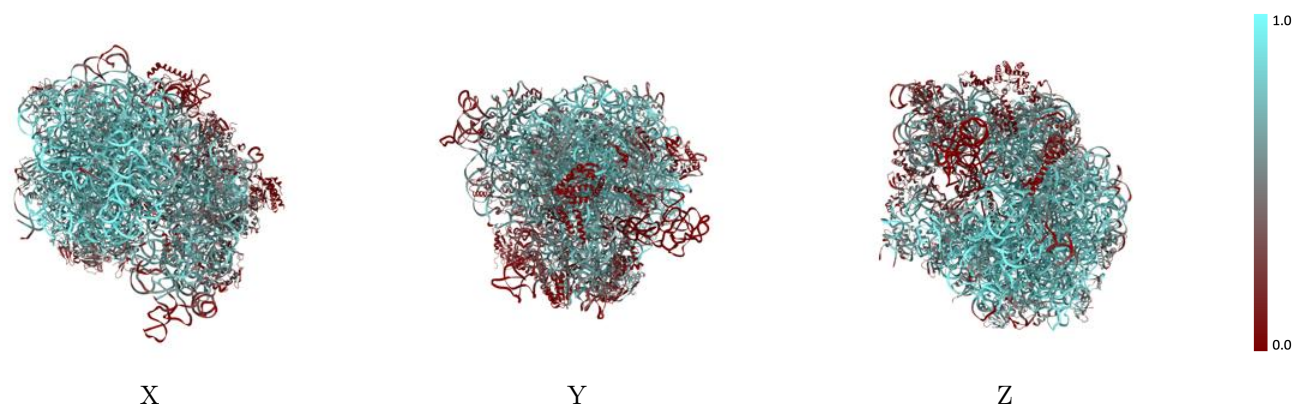
The images above show the 3D surface view of the map at the recommended contour level 0.456 at 50% transparency in yellow overlaid with a ribbon representation of the model coloured in blue. These images allow for the visual assessment of the quality of fit between the atomic model and the map.

## 9.2 Q-score mapped to coordinate model [i](#)



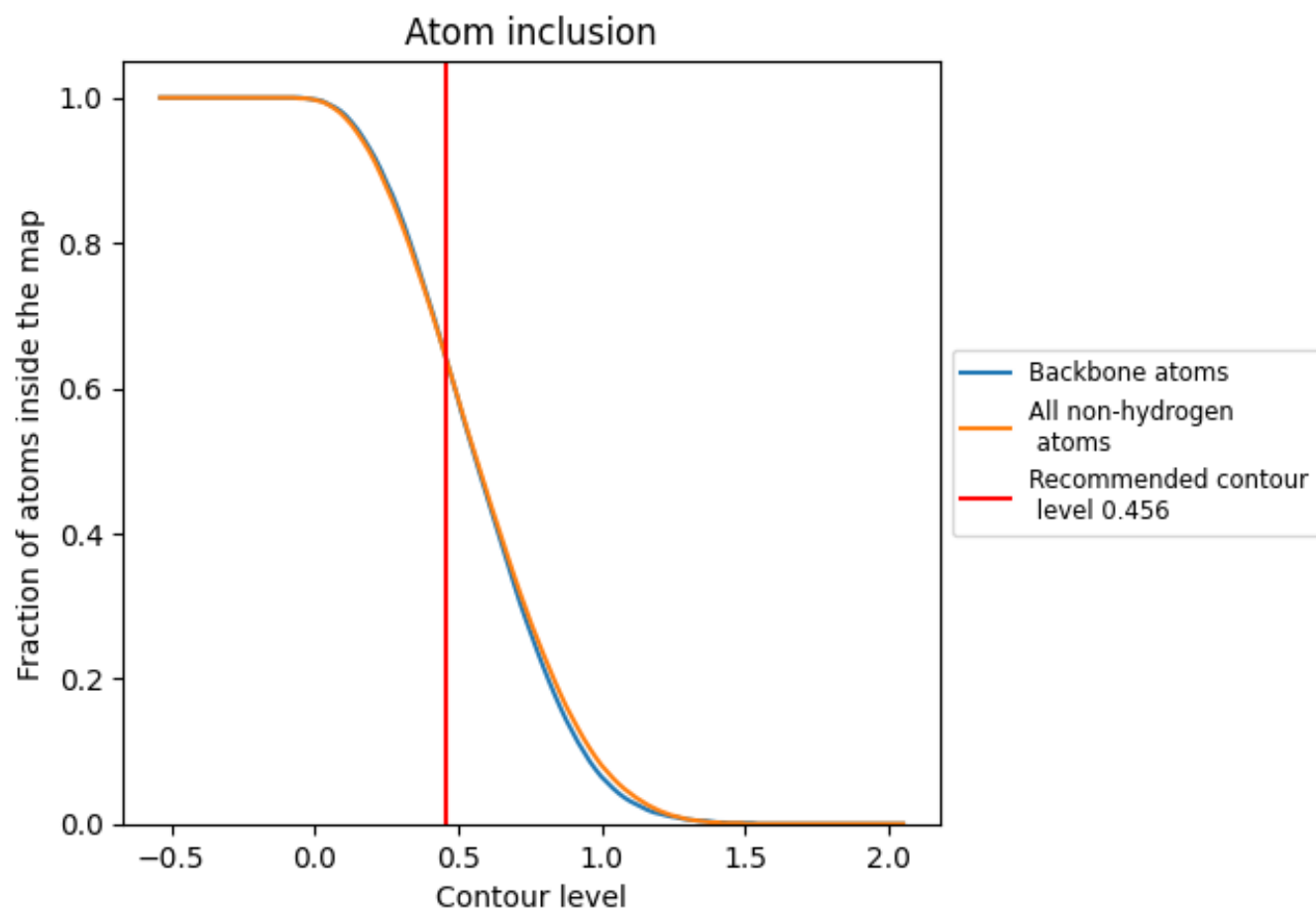
The images above show the model with each residue coloured according to its Q-score. This shows their resolvability in the map with higher Q-score values reflecting better resolvability. Please note: Q-score is calculating the resolvability of atoms, and thus high values are only expected at resolutions at which atoms can be resolved. Low Q-score values may therefore be expected for many entries.

## 9.3 Atom inclusion mapped to coordinate model [i](#)



The images above show the model with each residue coloured according to its atom inclusion. This shows to what extent they are inside the map at the recommended contour level (0.456).







































































## 9.4 Atom inclusion [i](#)



At the recommended contour level, 64% of all backbone atoms, 64% of all non-hydrogen atoms, are inside the map.

## 9.5 Map-model fit summary ⓘ

















































The table lists the average atom inclusion at the recommended contour level (0.456) and Q-score for the entire model and for each chain.

| Chain | Atom inclusion   | Q-score  |
|-------|--|--|
| All   |  0.6430   |  0.4620   |
| 1     |  0.8080   |  0.5000   |
| 2     |  0.6650   |  0.4590   |
| 4     |  0.7880   |  0.4770   |
| 5     |  0.5690   |  0.4450   |
| 6     |  0.0090   |  0.1280   |
| 7     |  0.6110   |  0.5150   |
| A     |  0.1290   |  0.2710   |
| B     |  0.7040   |  0.5240   |
| C     |  0.7190   |  0.5240   |
| D     |  0.5430   |  0.4760   |
| E     |  0.3950   |  0.4040   |
| F     |  0.2630   |  0.3890   |
| G     |  0.0210   |  0.2140   |
| H     |  0.0000  |  0.0060  |
| I     |  0.0000 |  0.0390 |
| J     |  0.7260 |  0.5160 |
| K     |  0.6530 |  0.5250 |
| L     |  0.6630 |  0.5120 |
| M     |  0.6770 |  0.5130 |
| N     |  0.7540 |  0.5430 |
| O     |  0.5620 |  0.4560 |
| P     |  0.6340 |  0.5150 |
| Q     |  0.7650 |  0.5350 |
| R     |  0.6260 |  0.4970 |
| S     |  0.6790 |  0.5270 |
| T     |  0.5780 |  0.4530 |
| U     |  0.4810 |  0.4410 |
| V     |  0.5530 |  0.4580 |
| W     |  0.7090 |  0.5270 |
| X     |  0.6640 |  0.4970 |
| Y     |  0.5190 |  0.4010 |
| Z     |  0.6610 |  0.5040 |
| a     |  0.1500 |  0.3340 |
| b     |  0.6950 |  0.5290 |



*Continued on next page...*

*Continued from previous page...*

| Chain | Atom inclusion   | Q-score  |
|-------|--|--|
| c     |  0.5550   |  0.4710   |
| d     |  0.7550   |  0.5340   |
| e     |  0.7540   |  0.5600   |
| f     |  0.6430   |  0.4920   |
| g     |  0.0580   |  0.3330   |
| h     |  0.3410   |  0.4390   |
| i     |  0.3630   |  0.4250   |
| j     |  0.5070   |  0.4710   |
| k     |  0.3020   |  0.4070   |
| l     |  0.2090   |  0.3670   |
| m     |  0.4850   |  0.4530   |
| n     |  0.2710   |  0.3790   |
| o     |  0.1920   |  0.3570   |
| p     |  0.4140   |  0.4390   |
| q     |  0.4640   |  0.4720   |
| r     |  0.3270   |  0.4180   |
| s     |  0.3860   |  0.4230   |
| t     |  0.4880  |  0.4280  |
| u     |  0.4390 |  0.4460 |
| v     |  0.4050 |  0.3980 |
| w     |  0.3940 |  0.3960 |
| x     |  0.2940 |  0.3890 |
| y     |  0.4390 |  0.4120 |
| z     |  0.0570 |  0.3520 |