



wwPDB X-ray Structure Validation Summary Report ⓘ

Jun 12, 2025 – 11:19 PM EDT

PDB ID : 9MTQ / pdb_00009mtq
Title : Crystal structure of the wild-type *Thermus thermophilus* 70S ribosome in complex with mRNA, A-site GGD-mutant Release Factor 1, and P-site fMEAAA KC-peptidyl-tRNA_{cys} at 2.55Å resolution
Authors : Aleksandrova, E.V.; Syroegin, E.A.; Basu, R.S.; Vassilevski, A.A.; Gagnon, M.G.; Polikanov, Y.S.
Deposited on : 2025-01-12
Resolution : 2.55 Å(reported)

This is a wwPDB X-ray Structure Validation Summary Report for a publicly released PDB entry.

We welcome your comments at validation@mail.wwpdb.org

A user guide is available at

<https://www.wwpdb.org/validation/2017/XrayValidationReportHelp>

with specific help available everywhere you see the ⓘ symbol.

The types of validation reports are described at

<http://www.wwpdb.org/validation/2017/FAQs#types>.

The following versions of software and data (see [references ⓘ](#)) were used in the production of this report:

MolProbity	:	4-5-2 with Phenix2.0rc1
Mogul	:	2022.3.0, CSD as543be (2022)
Xtriage (Phenix)	:	2.0rc1
EDS	:	3.0
Percentile statistics	:	20231227.v01 (using entries in the PDB archive December 27th 2023)
CCP4	:	9.0.006 (Gargrove)
Density-Fitness	:	1.0.12
Ideal geometry (proteins)	:	Engh & Huber (2001)
Ideal geometry (DNA, RNA)	:	Parkinson et al. (1996)
Validation Pipeline (wwPDB-VP)	:	2.43.1

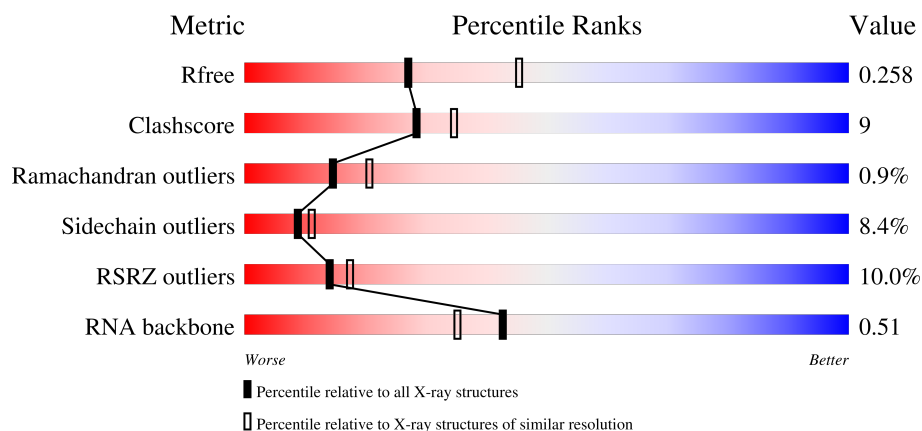
1 Overall quality at a glance

The following experimental techniques were used to determine the structure:

X-RAY DIFFRACTION

The reported resolution of this entry is 2.55 Å.

Percentile scores (ranging between 0-100) for global validation metrics of the entry are shown in the following graphic. The table shows the number of entries on which the scores are based.



Metric	Whole archive (#Entries)	Similar resolution (#Entries, resolution range(Å))
R_{free}	164625	1004 (2.54-2.54)
Clashscore	180529	1055 (2.54-2.54)
Ramachandran outliers	177936	1048 (2.54-2.54)
Sidechain outliers	177891	1048 (2.54-2.54)
RSRZ outliers	164620	1004 (2.54-2.54)
RNA backbone	3690	1040 (2.80-2.28)

The table below summarises the geometric issues observed across the polymeric chains and their fit to the electron density. The red, orange, yellow and green segments of the lower bar indicate the fraction of residues that contain outliers for ≥ 3 , 2, 1 and 0 types of geometric quality criteria respectively. A grey segment represents the fraction of residues that are not modelled. The numeric value for each fraction is indicated below the corresponding segment, with a dot representing fractions $\leq 5\%$. The upper red bar (where present) indicates the fraction of residues that have poor fit to the electron density. The numeric value is given above the bar.

Mol	Chain	Length	Quality of chain
1	1A	2915	<div> <div>5%</div> <div>64%</div> <div>27%</div> <div>7%</div> </div>
1	2A	2915	<div> <div>4%</div> <div>59%</div> <div>30%</div> <div>6%</div> </div>
2	1B	121	<div> <div>69%</div> <div>26%</div> </div>

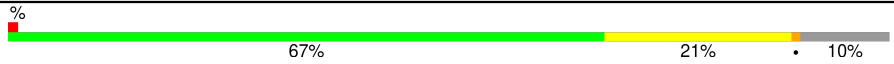
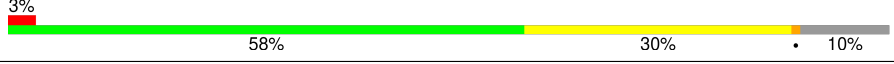



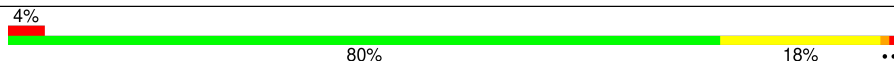

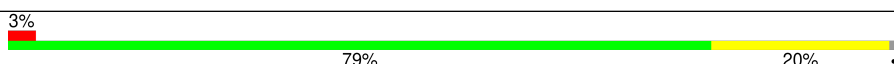
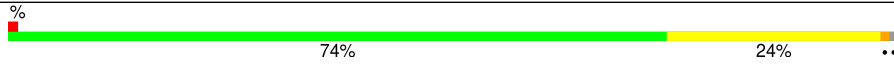




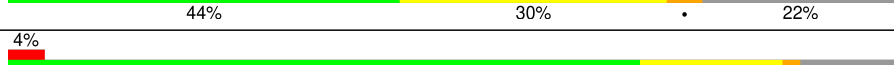
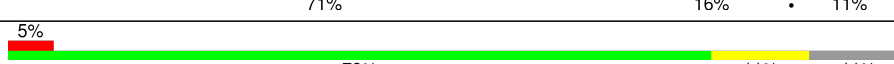
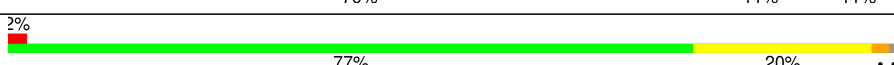
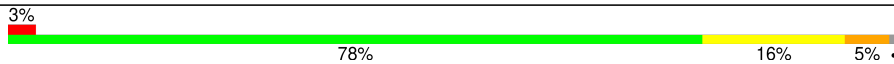

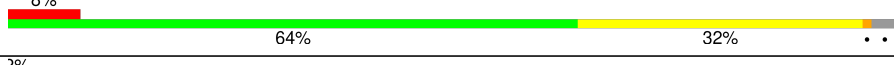
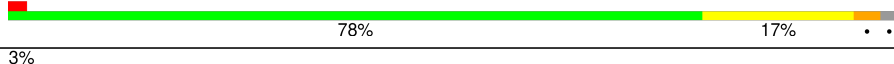


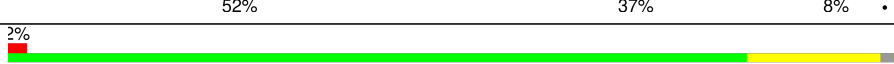


Continued on next page...

Continued from previous page...

Mol	Chain	Length	Quality of chain
2	2B	121	
3	1D	276	
3	2D	276	
4	1E	206	
4	2E	206	
5	1F	210	
5	2F	210	
6	1G	182	
6	2G	182	
7	1H	180	
7	2H	180	
8	1I	148	
8	2I	148	
9	1N	140	
9	2N	140	
10	1O	122	
10	2O	122	
11	1P	150	
11	2P	150	
12	1Q	141	
12	2Q	141	
13	1R	118	
13	2R	118	
14	1S	112	
14	2S	112	

Continued on next page...

Continued from previous page...

Mol	Chain	Length	Quality of chain
15	1T	146	
15	2T	146	
16	1U	118	
16	2U	118	
17	1V	101	
17	2V	101	
18	1W	113	
18	2W	113	
19	1X	96	
19	2X	96	
20	1Y	110	
20	2Y	110	
21	1Z	206	
21	2Z	206	
22	10	85	
22	20	85	
23	11	98	
23	21	98	
24	12	72	
24	22	72	
25	13	60	
25	23	60	
26	14	71	
26	24	71	
27	15	60	

Continued on next page...

Continued from previous page...

Mol	Chain	Length	Quality of chain
27	25	60	
28	16	54	
28	26	54	
29	17	49	
29	27	49	
30	18	65	
30	28	65	
31	19	37	
31	29	37	
32	1a	1521	
32	2a	1521	
33	1b	256	
33	2b	256	
34	1c	239	
34	2c	239	
35	1d	209	
35	2d	209	
36	1e	162	
36	2e	162	
37	1f	101	
37	2f	101	
38	1g	156	
38	2g	156	
39	1h	138	
39	2h	138	

Continued on next page...

Continued from previous page...

Mol	Chain	Length	Quality of chain
40	1i	128	
40	2i	128	
41	1j	105	
41	2j	105	
42	1k	129	
42	2k	129	
43	1l	132	
43	2l	132	
44	1m	126	
44	2m	126	
45	1n	61	
45	2n	61	
46	1o	89	
46	2o	89	
47	1p	88	
47	2p	88	
48	1q	105	
48	2q	105	
49	1r	88	
49	2r	88	
50	1s	93	
50	2s	93	
51	1t	106	
51	2t	106	
52	1u	27	

Continued on next page...

Continued from previous page...

Mol	Chain	Length	Quality of chain
52	2u	27	
53	1v	24	
53	2v	24	
54	1w	354	
54	2w	354	
55	1x	74	
55	2x	74	
56	1z	7	
56	2z	7	

The following table lists non-polymeric compounds, carbohydrate monomers and non-standard residues in protein, DNA, RNA chains that are outliers for geometric or electron-density-fit criteria:

Mol	Type	Chain	Res	Chirality	Geometry	Clashes	Electron density
57	MG	2A	3239	-	-	-	X
57	MG	2A	3259	-	-	-	X
57	MG	2A	3435	-	-	-	X
57	MG	2a	1645	-	-	-	X

2 Entry composition

There are 61 unique types of molecules in this entry. The entry contains 297259 atoms, of which 0 are hydrogens and 0 are deuteriums.

In the tables below, the ZeroOcc column contains the number of atoms modelled with zero occupancy, the AltConf column contains the number of residues with at least one atom in alternate conformation and the Trace column contains the number of residues modelled with at most 2 atoms.

- Molecule 1 is a RNA chain called 23S Ribosomal RNA.

Mol	Chain	Residues	Atoms					ZeroOcc	AltConf	Trace
1	1A	2871	Total	C	N	O	P	0	0	0
			61852	27531	11572	19878	2871			
1	2A	2800	Total	C	N	O	P	0	0	0
			60322	26848	11284	19390	2800			

- Molecule 2 is a RNA chain called 5S Ribosomal RNA.

Mol	Chain	Residues	Atoms					ZeroOcc	AltConf	Trace
2	1B	120	Total	C	N	O	P	0	0	0
			2577	1146	476	835	120			
2	2B	120	Total	C	N	O	P	0	0	0
			2575	1146	476	833	120			

- Molecule 3 is a protein called 50S ribosomal protein L2.

Mol	Chain	Residues	Atoms					ZeroOcc	AltConf	Trace
3	1D	275	Total	C	N	O	S	0	0	0
			2136	1349	423	361	3			
3	2D	275	Total	C	N	O	S	0	0	0
			2136	1349	423	361	3			

- Molecule 4 is a protein called 50S ribosomal protein L3.

Mol	Chain	Residues	Atoms					ZeroOcc	AltConf	Trace
4	1E	204	Total	C	N	O	S	0	0	0
			1559	985	298	270	6			
4	2E	204	Total	C	N	O	S	0	0	0
			1559	985	298	270	6			

- Molecule 5 is a protein called 50S ribosomal protein L4.

Mol	Chain	Residues	Atoms					ZeroOcc	AltConf	Trace
5	1F	203	Total	C	N	O	S	0	0	1
			1584	1009	298	275	2			
5	2F	203	Total	C	N	O	S	0	0	1
			1580	1007	297	274	2			

- Molecule 6 is a protein called 50S ribosomal protein L5.

Mol	Chain	Residues	Atoms					ZeroOcc	AltConf	Trace
6	1G	181	Total	C	N	O	S	0	0	0
			1423	913	253	253	4			
6	2G	181	Total	C	N	O	S	0	0	0
			1428	913	258	253	4			

- Molecule 7 is a protein called 50S ribosomal protein L6.

Mol	Chain	Residues	Atoms					ZeroOcc	AltConf	Trace
7	1H	174	Total	C	N	O	S	0	0	0
			1330	845	248	236	1			
7	2H	174	Total	C	N	O	S	0	0	0
			1330	845	248	236	1			

- Molecule 8 is a protein called 50S ribosomal protein L9.

Mol	Chain	Residues	Atoms					ZeroOcc	AltConf	Trace
8	1I	146	Total	C	N	O	S	0	0	0
			1097	701	191	204	1			
8	2I	146	Total	C	N	O	S	0	0	0
			1064	681	186	196	1			

- Molecule 9 is a protein called 50S ribosomal protein L13.

Mol	Chain	Residues	Atoms					ZeroOcc	AltConf	Trace
9	1N	140	Total	C	N	O	S	0	0	0
			1117	719	207	187	4			
9	2N	140	Total	C	N	O	S	0	0	0
			1117	719	207	187	4			

- Molecule 10 is a protein called 50S ribosomal protein L14.

Mol	Chain	Residues	Atoms					ZeroOcc	AltConf	Trace
10	1O	122	Total	C	N	O	S	0	0	0
			933	588	171	170	4			

Continued on next page...

Continued from previous page...

Mol	Chain	Residues	Atoms					ZeroOcc	AltConf	Trace
10	2O	122	Total	C	N	O	S	0	0	0
			933	588	171	170	4			

- Molecule 11 is a protein called 50S ribosomal protein L15.

Mol	Chain	Residues	Atoms					ZeroOcc	AltConf	Trace
11	1P	149	Total	C	N	O	S	0	0	0
			1135	706	230	196	3			
11	2P	149	Total	C	N	O	S	0	0	0
			1135	706	230	196	3			

- Molecule 12 is a protein called 50S ribosomal protein L16.

Mol	Chain	Residues	Atoms					ZeroOcc	AltConf	Trace
12	1Q	141	Total	C	N	O	S	0	0	0
			1122	715	212	188	7			
12	2Q	141	Total	C	N	O	S	0	0	0
			1122	715	212	188	7			

- Molecule 13 is a protein called 50S ribosomal protein L17.

Mol	Chain	Residues	Atoms					ZeroOcc	AltConf	Trace
13	1R	118	Total	C	N	O	S	0	0	0
			968	604	203	160	1			
13	2R	118	Total	C	N	O	S	0	0	0
			968	604	203	160	1			

- Molecule 14 is a protein called 50S ribosomal protein L18.

Mol	Chain	Residues	Atoms				ZeroOcc	AltConf	Trace
14	1S	110	Total	C	N	O	0	0	0
			873	550	174	149			
14	2S	110	Total	C	N	O	0	0	0
			870	549	173	148			

- Molecule 15 is a protein called 50S ribosomal protein L19.

Mol	Chain	Residues	Atoms					ZeroOcc	AltConf	Trace
15	1T	131	Total	C	N	O	S	0	0	0
			1091	680	225	185	1			
15	2T	131	Total	C	N	O	S	0	0	0
			1083	675	224	183	1			

- Molecule 16 is a protein called 50S ribosomal protein L20.

Mol	Chain	Residues	Atoms					ZeroOcc	AltConf	Trace
16	1U	116	Total	C	N	O	S	0	0	0
			959	608	201	149	1			
16	2U	116	Total	C	N	O	S	0	0	0
			959	608	201	149	1			

- Molecule 17 is a protein called 50S ribosomal protein L21.

Mol	Chain	Residues	Atoms					ZeroOcc	AltConf	Trace
17	1V	101	Total	C	N	O	S	0	0	0
			771	495	140	135	1			
17	2V	101	Total	C	N	O	S	0	0	0
			771	495	140	135	1			

- Molecule 18 is a protein called 50S ribosomal protein L22.

Mol	Chain	Residues	Atoms					ZeroOcc	AltConf	Trace
18	1W	112	Total	C	N	O	S	0	0	0
			886	557	174	153	2			
18	2W	112	Total	C	N	O	S	0	0	0
			886	557	174	153	2			

- Molecule 19 is a protein called 50S ribosomal protein L23.

Mol	Chain	Residues	Atoms					ZeroOcc	AltConf	Trace
19	1X	95	Total	C	N	O	S	0	0	0
			750	488	135	126	1			
19	2X	95	Total	C	N	O	S	0	0	0
			750	488	135	126	1			

- Molecule 20 is a protein called 50S ribosomal protein L24.

Mol	Chain	Residues	Atoms					ZeroOcc	AltConf	Trace
20	1Y	107	Total	C	N	O	S	0	0	0
			806	517	152	131	6			
20	2Y	107	Total	C	N	O	S	0	0	0
			806	517	152	131	6			

- Molecule 21 is a protein called 50S ribosomal protein L25.

Mol	Chain	Residues	Atoms					ZeroOcc	AltConf	Trace
21	1Z	154	Total	C	N	O	S	0	0	0
			1240	795	222	220	3			
21	2Z	160	Total	C	N	O	S	0	0	0
			1271	814	228	227	2			

- Molecule 22 is a protein called 50S ribosomal protein L27.

Mol	Chain	Residues	Atoms					ZeroOcc	AltConf	Trace
22	10	76	Total	C	N	O	S	0	0	0
			604	373	128	102	1			
22	20	76	Total	C	N	O	S	0	0	0
			604	373	128	102	1			

- Molecule 23 is a protein called 50S ribosomal protein L28.

Mol	Chain	Residues	Atoms					ZeroOcc	AltConf	Trace
23	11	97	Total	C	N	O	S	0	0	0
			755	475	148	131	1			
23	21	97	Total	C	N	O	S	0	0	0
			755	475	148	131	1			

- Molecule 24 is a protein called 50S ribosomal protein L29.

Mol	Chain	Residues	Atoms					ZeroOcc	AltConf	Trace
24	12	70	Total	C	N	O	S	0	0	0
			588	365	118	103	2			
24	22	70	Total	C	N	O	S	0	0	0
			588	365	118	103	2			

- Molecule 25 is a protein called 50S ribosomal protein L30.

Mol	Chain	Residues	Atoms				ZeroOcc	AltConf	Trace
25	13	59	Total	C	N	O	0	0	0
			469	298	90	81			
25	23	59	Total	C	N	O	0	0	0
			464	296	90	78			

- Molecule 26 is a protein called 50S ribosomal protein L31.

Mol	Chain	Residues	Atoms					ZeroOcc	AltConf	Trace
26	14	69	Total	C	N	O	S	0	0	0
			552	349	99	99	5			

Continued on next page...

Continued from previous page...

Mol	Chain	Residues	Atoms					ZeroOcc	AltConf	Trace
26	24	69	Total	C	N	O	S	0	0	0
			532	339	97	91	5			

- Molecule 27 is a protein called 50S ribosomal protein L32.

Mol	Chain	Residues	Atoms					ZeroOcc	AltConf	Trace
27	15	59	Total	C	N	O	S	0	0	0
			455	285	89	76	5			
27	25	59	Total	C	N	O	S	0	0	0
			455	285	89	76	5			

- Molecule 28 is a protein called 50S ribosomal protein L33.

Mol	Chain	Residues	Atoms					ZeroOcc	AltConf	Trace
28	16	53	Total	C	N	O	S	0	0	0
			453	281	91	77	4			
28	26	53	Total	C	N	O	S	0	0	0
			449	279	91	75	4			

- Molecule 29 is a protein called 50S ribosomal protein L34.

Mol	Chain	Residues	Atoms					ZeroOcc	AltConf	Trace
29	17	48	Total	C	N	O	S	0	0	0
			418	257	104	55	2			
29	27	48	Total	C	N	O	S	0	0	0
			418	257	104	55	2			

- Molecule 30 is a protein called 50S ribosomal protein L35.

Mol	Chain	Residues	Atoms					ZeroOcc	AltConf	Trace
30	18	64	Total	C	N	O	S	0	0	0
			517	331	102	82	2			
30	28	64	Total	C	N	O	S	0	0	0
			517	331	102	82	2			

- Molecule 31 is a protein called 50S ribosomal protein L36.

Mol	Chain	Residues	Atoms					ZeroOcc	AltConf	Trace
31	19	37	Total	C	N	O	S	0	0	0
			307	188	68	47	4			
31	29	37	Total	C	N	O	S	0	0	0
			307	188	68	47	4			

- Molecule 32 is a RNA chain called 16S Ribosomal RNA.

Mol	Chain	Residues	Atoms					ZeroOcc	AltConf	Trace
32	1a	1500	Total	C	N	O	P	0	0	0
			32246	14358	5975	10413	1500			
32	2a	1503	Total	C	N	O	P	0	0	0
			32327	14396	5990	10438	1503			

- Molecule 33 is a protein called 30S ribosomal protein S2.

Mol	Chain	Residues	Atoms					ZeroOcc	AltConf	Trace
33	1b	231	Total	C	N	O	S	0	0	0
			1846	1179	331	331	5			
33	2b	231	Total	C	N	O	S	0	0	0
			1825	1167	326	327	5			

- Molecule 34 is a protein called 30S ribosomal protein S3.

Mol	Chain	Residues	Atoms					ZeroOcc	AltConf	Trace
34	1c	206	Total	C	N	O	S	0	0	0
			1548	973	301	273	1			
34	2c	206	Total	C	N	O	S	0	0	0
			1542	968	300	273	1			

- Molecule 35 is a protein called 30S ribosomal protein S4.

Mol	Chain	Residues	Atoms					ZeroOcc	AltConf	Trace
35	1d	208	Total	C	N	O	S	0	0	0
			1655	1038	326	284	7			
35	2d	208	Total	C	N	O	S	0	0	0
			1674	1050	333	284	7			

- Molecule 36 is a protein called 30S ribosomal protein S5.

Mol	Chain	Residues	Atoms					ZeroOcc	AltConf	Trace
36	1e	148	Total	C	N	O	S	0	0	0
			1129	714	213	198	4			
36	2e	148	Total	C	N	O	S	0	0	0
			1133	716	214	199	4			

- Molecule 37 is a protein called 30S ribosomal protein S6.

Mol	Chain	Residues	Atoms					ZeroOcc	AltConf	Trace
37	1f	100	Total	C	N	O	S	0	0	0
			810	514	144	149	3			
37	2f	100	Total	C	N	O	S	0	0	0
			816	516	146	151	3			

- Molecule 38 is a protein called 30S ribosomal protein S7.

Mol	Chain	Residues	Atoms					ZeroOcc	AltConf	Trace
38	1g	155	Total	C	N	O	S	0	0	0
			1231	766	243	216	6			
38	2g	155	Total	C	N	O	S	0	0	0
			1235	769	244	216	6			

- Molecule 39 is a protein called 30S ribosomal protein S8.

Mol	Chain	Residues	Atoms					ZeroOcc	AltConf	Trace
39	1h	137	Total	C	N	O	S	0	0	0
			1088	689	206	191	2			
39	2h	137	Total	C	N	O	S	0	0	0
			1088	689	206	191	2			

- Molecule 40 is a protein called 30S ribosomal protein S9.

Mol	Chain	Residues	Atoms				ZeroOcc	AltConf	Trace
40	1i	127	Total	C	N	O	0	0	0
			983	623	193	167			
40	2i	127	Total	C	N	O	0	0	0
			978	619	190	169			

- Molecule 41 is a protein called 30S ribosomal protein S10.

Mol	Chain	Residues	Atoms				ZeroOcc	AltConf	Trace
41	1j	97	Total	C	N	O	0	0	0
			709	440	138	131			
41	2j	96	Total	C	N	O	0	0	0
			714	445	138	131			

- Molecule 42 is a protein called 30S ribosomal protein S11.

Mol	Chain	Residues	Atoms					ZeroOcc	AltConf	Trace
42	1k	114	Total	C	N	O	S	0	0	0
			829	516	155	155	3			

Continued on next page...

Continued from previous page...

Mol	Chain	Residues	Atoms					ZeroOcc	AltConf	Trace
42	2k	114	Total	C	N	O	S	0	0	0
			833	519	156	155	3			

- Molecule 43 is a protein called 30S ribosomal protein S12.

Mol	Chain	Residues	Atoms					ZeroOcc	AltConf	Trace
43	1l	122	Total	C	N	O	S	0	0	0
			932	586	185	159	2			
43	2l	122	Total	C	N	O	S	0	0	0
			932	586	185	159	2			

- Molecule 44 is a protein called 30S ribosomal protein S13.

Mol	Chain	Residues	Atoms					ZeroOcc	AltConf	Trace
44	1m	118	Total	C	N	O	S	0	0	0
			919	566	190	161	2			
44	2m	116	Total	C	N	O	S	0	0	0
			907	558	188	159	2			

- Molecule 45 is a protein called 30S ribosomal protein S14 type Z.

Mol	Chain	Residues	Atoms					ZeroOcc	AltConf	Trace
45	1n	60	Total	C	N	O	S	0	0	0
			492	312	104	72	4			
45	2n	60	Total	C	N	O	S	0	0	0
			492	312	104	72	4			

- Molecule 46 is a protein called 30S ribosomal protein S15.

Mol	Chain	Residues	Atoms					ZeroOcc	AltConf	Trace
46	1o	88	Total	C	N	O	S	0	0	0
			728	456	144	126	2			
46	2o	88	Total	C	N	O	S	0	0	0
			728	456	144	126	2			

- Molecule 47 is a protein called 30S ribosomal protein S16.

Mol	Chain	Residues	Atoms					ZeroOcc	AltConf	Trace
47	1p	82	Total	C	N	O	S	0	0	0
			681	433	134	113	1			
47	2p	82	Total	C	N	O	S	0	0	0
			677	430	133	113	1			

- Molecule 48 is a protein called 30S ribosomal protein S17.

Mol	Chain	Residues	Atoms					ZeroOcc	AltConf	Trace
48	1q	99	Total	C	N	O	S	0	0	0
			823	528	151	142	2			
48	2q	99	Total	C	N	O	S	0	0	0
			823	528	151	142	2			

- Molecule 49 is a protein called 30S ribosomal protein S18.

Mol	Chain	Residues	Atoms					ZeroOcc	AltConf	Trace
49	1r	68	Total	C	N	O		0	0	0
			555	355	108	92				
49	2r	68	Total	C	N	O		0	0	0
			555	355	108	92				

- Molecule 50 is a protein called 30S ribosomal protein S19.

Mol	Chain	Residues	Atoms					ZeroOcc	AltConf	Trace
50	1s	83	Total	C	N	O	S	0	0	0
			652	417	120	113	2			
50	2s	83	Total	C	N	O	S	0	0	0
			646	412	119	113	2			

- Molecule 51 is a protein called 30S ribosomal protein S20.

Mol	Chain	Residues	Atoms					ZeroOcc	AltConf	Trace
51	1t	96	Total	C	N	O	S	0	0	0
			728	446	156	124	2			
51	2t	96	Total	C	N	O	S	0	0	0
			727	446	155	124	2			

- Molecule 52 is a protein called 30S ribosomal protein Thx.

Mol	Chain	Residues	Atoms					ZeroOcc	AltConf	Trace
52	1u	23	Total	C	N	O		0	0	0
			199	122	48	29				
52	2u	23	Total	C	N	O		0	0	0
			199	122	48	29				

- Molecule 53 is a RNA chain called CYS-Stop mRNA.

Mol	Chain	Residues	Atoms					ZeroOcc	AltConf	Trace
53	1v	13	Total	C	N	O	P	0	0	0
			277	125	51	88	13			
53	2v	13	Total	C	N	O	P	0	0	0
			277	125	51	88	13			

- Molecule 54 is a protein called Peptide chain release factor 1.

Mol	Chain	Residues	Atoms					ZeroOcc	AltConf	Trace
54	1w	249	Total	C	N	O	S	0	0	0
			1937	1197	359	372	9			
54	2w	253	Total	C	N	O	S	0	0	0
			1955	1208	360	378	9			

There are 2 discrepancies between the modelled and reference sequences:

Chain	Residue	Modelled	Actual	Comment	Reference
1w	230	ASP	GLN	engineered mutation	UNP P96077
2w	230	ASP	GLN	engineered mutation	UNP P96077

- Molecule 55 is a RNA chain called P-site Peptidyl-tRNA fMEAAAKC-tRNA_{cys} RNA-part.

Mol	Chain	Residues	Atoms					ZeroOcc	AltConf	Trace
55	1x	74	Total	C	N	O	P	S	0	0
			1577	704	281	517	74	1		
55	2x	74	Total	C	N	O	P	S	0	0
			1577	704	281	517	74	1		

- Molecule 56 is a protein called P-site Peptidyl-tRNA fMEAAAKC-tRNA_{cys} Peptide-part.

Mol	Chain	Residues	Atoms					ZeroOcc	AltConf	Trace
56	1z	5	Total	C	N	O	S	0	0	0
			30	18	6	5	1			
56	2z	4	Total	C	N	O	S	0	0	0
			25	15	5	4	1			

- Molecule 57 is MAGNESIUM ION (CCD ID: MG) (formula: Mg).

Mol	Chain	Residues	Atoms		ZeroOcc	AltConf
57	1A	1088	Total	Mg	0	0
			1088	1088		
57	1B	36	Total	Mg	0	0
			36	36		

Continued on next page...

Continued from previous page...

Mol	Chain	Residues	Atoms		ZeroOcc	AltConf
57	1D	13	Total 13	Mg 13	0	0
57	1E	15	Total 15	Mg 15	0	0
57	1F	15	Total 15	Mg 15	0	0
57	1G	4	Total 4	Mg 4	0	0
57	1I	1	Total 1	Mg 1	0	0
57	1N	6	Total 6	Mg 6	0	0
57	1O	4	Total 4	Mg 4	0	0
57	1P	4	Total 4	Mg 4	0	0
57	1Q	8	Total 8	Mg 8	0	0
57	1R	5	Total 5	Mg 5	0	0
57	1S	3	Total 3	Mg 3	0	0
57	1T	2	Total 2	Mg 2	0	0
57	1U	10	Total 10	Mg 10	0	0
57	1V	6	Total 6	Mg 6	0	0
57	1W	6	Total 6	Mg 6	0	0
57	1X	5	Total 5	Mg 5	0	0
57	1Y	4	Total 4	Mg 4	0	0
57	1Z	2	Total 2	Mg 2	0	0
57	10	8	Total 8	Mg 8	0	0
57	11	4	Total 4	Mg 4	0	0
57	12	2	Total 2	Mg 2	0	0

Continued on next page...

Continued from previous page...

Mol	Chain	Residues	Atoms		ZeroOcc	AltConf
57	13	4	Total 4	Mg 4	0	0
57	15	8	Total 8	Mg 8	0	0
57	16	1	Total 1	Mg 1	0	0
57	17	6	Total 6	Mg 6	0	0
57	18	4	Total 4	Mg 4	0	0
57	19	1	Total 1	Mg 1	0	0
57	1a	223	Total 223	Mg 223	0	0
57	1b	1	Total 1	Mg 1	0	0
57	1d	1	Total 1	Mg 1	0	0
57	1e	3	Total 3	Mg 3	0	0
57	1f	1	Total 1	Mg 1	0	0
57	1l	2	Total 2	Mg 2	0	0
57	1m	1	Total 1	Mg 1	0	0
57	1n	1	Total 1	Mg 1	0	0
57	1p	1	Total 1	Mg 1	0	0
57	1r	1	Total 1	Mg 1	0	0
57	1t	1	Total 1	Mg 1	0	0
57	1v	1	Total 1	Mg 1	0	0
57	1w	2	Total 2	Mg 2	0	0
57	1x	13	Total 13	Mg 13	0	0
57	2A	853	Total 853	Mg 853	0	0

Continued on next page...

Continued from previous page...

Mol	Chain	Residues	Atoms		ZeroOcc	AltConf
57	2B	22	Total 22	Mg 22	0	0
57	2D	9	Total 9	Mg 9	0	0
57	2E	9	Total 9	Mg 9	0	0
57	2F	9	Total 9	Mg 9	0	0
57	2G	1	Total 1	Mg 1	0	0
57	2N	1	Total 1	Mg 1	0	0
57	2O	2	Total 2	Mg 2	0	0
57	2P	1	Total 1	Mg 1	0	0
57	2Q	4	Total 4	Mg 4	0	0
57	2R	2	Total 2	Mg 2	0	0
57	2T	3	Total 3	Mg 3	0	0
57	2U	2	Total 2	Mg 2	0	0
57	2V	2	Total 2	Mg 2	0	0
57	2W	2	Total 2	Mg 2	0	0
57	2X	2	Total 2	Mg 2	0	0
57	2Z	1	Total 1	Mg 1	0	0
57	20	2	Total 2	Mg 2	0	0
57	21	1	Total 1	Mg 1	0	0
57	23	3	Total 3	Mg 3	0	0
57	25	7	Total 7	Mg 7	0	0
57	26	1	Total 1	Mg 1	0	0

Continued on next page...

Continued from previous page...

Mol	Chain	Residues	Atoms		ZeroOcc	AltConf
57	27	2	Total	Mg	0	0
			2	2		
57	28	4	Total	Mg	0	0
			4	4		
57	29	1	Total	Mg	0	0
			1	1		
57	2a	176	Total	Mg	0	0
			176	176		
57	2d	2	Total	Mg	0	0
			2	2		
57	2e	1	Total	Mg	0	0
			1	1		
57	2f	3	Total	Mg	0	0
			3	3		
57	2g	1	Total	Mg	0	0
			1	1		
57	2i	1	Total	Mg	0	0
			1	1		
57	2j	1	Total	Mg	0	0
			1	1		
57	2k	1	Total	Mg	0	0
			1	1		
57	2l	2	Total	Mg	0	0
			2	2		
57	2q	3	Total	Mg	0	0
			3	3		
57	2t	1	Total	Mg	0	0
			1	1		
57	2v	2	Total	Mg	0	0
			2	2		
57	2w	1	Total	Mg	0	0
			1	1		
57	2x	10	Total	Mg	0	0
			10	10		

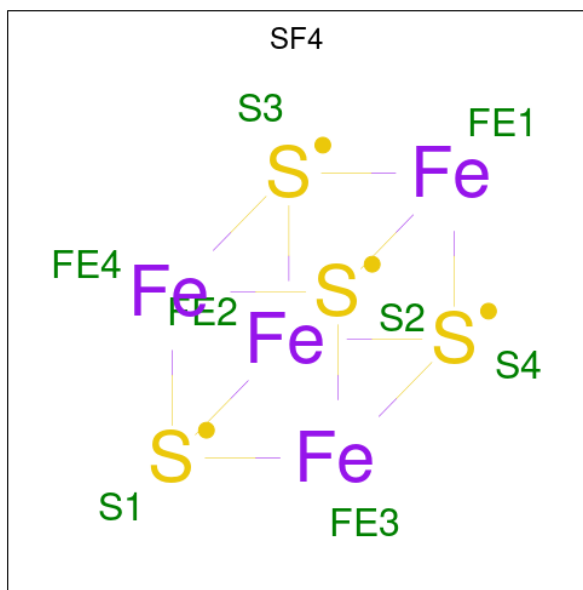
- Molecule 58 is POTASSIUM ION (CCD ID: K) (formula: K).

Mol	Chain	Residues	Atoms		ZeroOcc	AltConf
58	1A	1	Total	K	0	0
			1	1		

- Molecule 59 is ZINC ION (CCD ID: ZN) (formula: Zn).

Mol	Chain	Residues	Atoms	ZeroOcc	AltConf
59	1Y	1	Total Zn 1 1	0	0
59	14	1	Total Zn 1 1	0	0
59	15	1	Total Zn 1 1	0	0
59	16	1	Total Zn 1 1	0	0
59	19	1	Total Zn 1 1	0	0
59	1n	1	Total Zn 1 1	0	0
59	2Y	1	Total Zn 1 1	0	0
59	24	1	Total Zn 1 1	0	0
59	25	1	Total Zn 1 1	0	0
59	26	1	Total Zn 1 1	0	0
59	29	1	Total Zn 1 1	0	0
59	2n	1	Total Zn 1 1	0	0

- Molecule 60 is IRON/SULFUR CLUSTER (CCD ID: SF4) (formula: Fe_4S_4).



Mol	Chain	Residues	Atoms			ZeroOcc	AltConf
60	1d	1	Total	Fe	S	0	0
			8	4	4		
60	2d	1	Total	Fe	S	0	0
			8	4	4		

- Molecule 61 is water.

Mol	Chain	Residues	Atoms		ZeroOcc	AltConf
61	1A	2032	Total	O	0	0
			2032	2032		
61	1B	62	Total	O	0	0
			62	62		
61	1D	24	Total	O	0	0
			24	24		
61	1E	31	Total	O	0	0
			31	31		
61	1F	15	Total	O	0	0
			15	15		
61	1G	7	Total	O	0	0
			7	7		
61	1H	2	Total	O	0	0
			2	2		
61	1I	1	Total	O	0	0
			1	1		
61	1N	5	Total	O	0	0
			5	5		
61	1O	7	Total	O	0	0
			7	7		
61	1P	20	Total	O	0	0
			20	20		
61	1Q	7	Total	O	0	0
			7	7		
61	1R	15	Total	O	0	0
			15	15		
61	1S	4	Total	O	0	0
			4	4		
61	1T	9	Total	O	0	0
			9	9		
61	1U	13	Total	O	0	0
			13	13		
61	1V	9	Total	O	0	0
			9	9		
61	1W	11	Total	O	0	0
			11	11		

Continued on next page...

Continued from previous page...

Mol	Chain	Residues	Atoms		ZeroOcc	AltConf
61	1X	4	Total 4	O 4	0	0
61	1Y	2	Total 2	O 2	0	0
61	1Z	1	Total 1	O 1	0	0
61	10	9	Total 9	O 9	0	0
61	11	10	Total 10	O 10	0	0
61	12	3	Total 3	O 3	0	0
61	13	4	Total 4	O 4	0	0
61	15	5	Total 5	O 5	0	0
61	16	1	Total 1	O 1	0	0
61	17	6	Total 6	O 6	0	0
61	18	10	Total 10	O 10	0	0
61	1a	289	Total 289	O 289	0	0
61	1d	1	Total 1	O 1	0	0
61	1j	1	Total 1	O 1	0	0
61	1l	4	Total 4	O 4	0	0
61	1q	2	Total 2	O 2	0	0
61	1v	5	Total 5	O 5	0	0
61	1w	5	Total 5	O 5	0	0
61	1x	24	Total 24	O 24	0	0
61	2A	1200	Total 1200	O 1200	0	0
61	2B	20	Total 20	O 20	0	0

Continued on next page...

Continued from previous page...

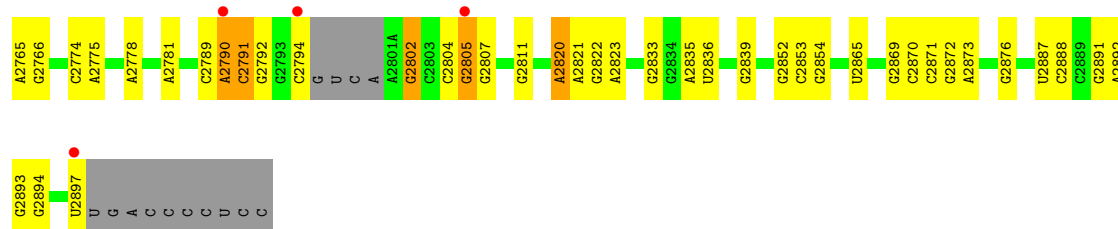
Mol	Chain	Residues	Atoms		ZeroOcc	AltConf
61	2D	23	Total 23	O 23	0	0
61	2E	12	Total 12	O 12	0	0
61	2F	15	Total 15	O 15	0	0
61	2I	2	Total 2	O 2	0	0
61	2O	3	Total 3	O 3	0	0
61	2P	14	Total 14	O 14	0	0
61	2Q	1	Total 1	O 1	0	0
61	2R	3	Total 3	O 3	0	0
61	2T	4	Total 4	O 4	0	0
61	2U	3	Total 3	O 3	0	0
61	2W	2	Total 2	O 2	0	0
61	2X	3	Total 3	O 3	0	0
61	2Z	1	Total 1	O 1	0	0
61	20	2	Total 2	O 2	0	0
61	21	7	Total 7	O 7	0	0
61	22	1	Total 1	O 1	0	0
61	23	2	Total 2	O 2	0	0
61	25	1	Total 1	O 1	0	0
61	27	3	Total 3	O 3	0	0
61	28	2	Total 2	O 2	0	0
61	29	1	Total 1	O 1	0	0

Continued on next page...

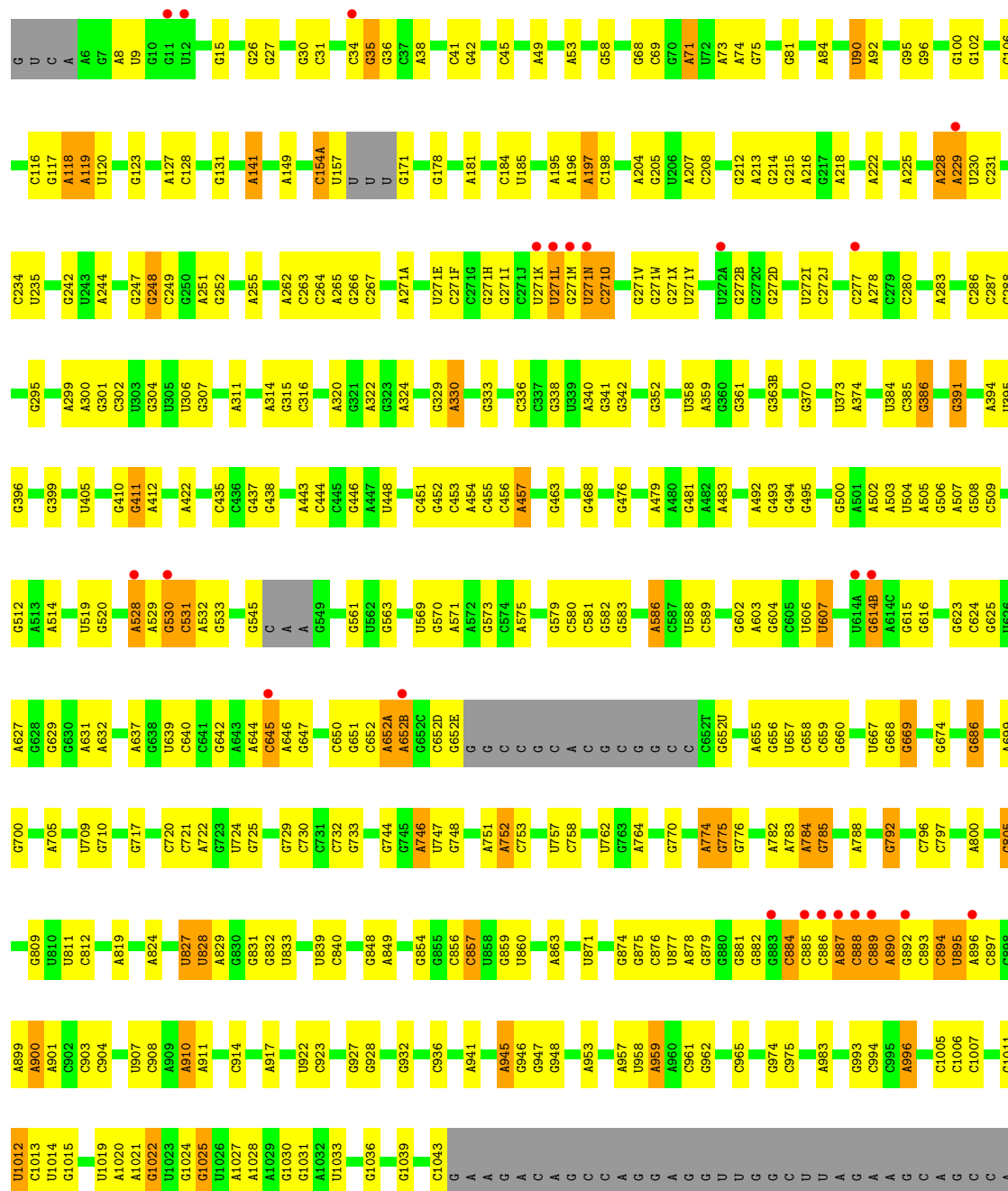
Continued from previous page...

Mol	Chain	Residues	Atoms		ZeroOcc	AltConf
61	2a	152	Total 152	O 152	0	0
61	2e	2	Total 2	O 2	0	0
61	2j	1	Total 1	O 1	0	0
61	2l	5	Total 5	O 5	0	0
61	2o	1	Total 1	O 1	0	0
61	2q	2	Total 2	O 2	0	0
61	2t	1	Total 1	O 1	0	0
61	2v	1	Total 1	O 1	0	0
61	2w	3	Total 3	O 3	0	0
61	2x	28	Total 28	O 28	0	0
61	2z	1	Total 1	O 1	0	0

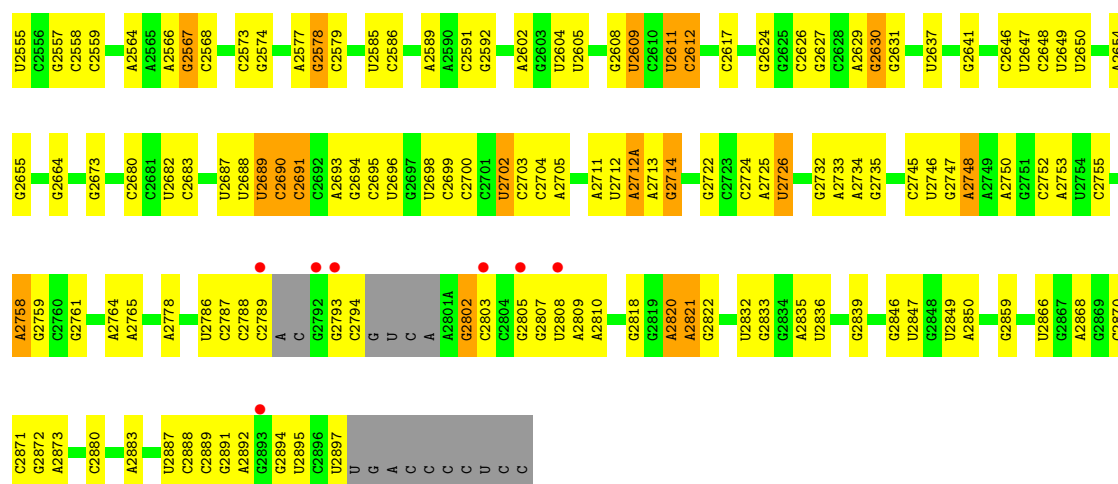
U2649	C2538	A2422	C2306	G2186	A2136	U2028	A1889	U1778	G1607	G1470	G1364	G1255	U1105
U2649	C2538	U2423	G2307	G2187	G2127	G2029	G1889	U1779	A1608	G1478	A1365	G1256	G1106
A2654	A2541	C2424	C2308	C2188	C2128	G2029	G1899	U1780	A1609	G1478	A1365	G1256	G1107
C2658	G2543	A2425	A2309	C2189	C2129	G2030	A1900	C1781	A1610	G1482	A1370	G1260	U1108
G2659	G2544	A2426	A2310	G2190	A1901	G2031	G1901	A1782	U1629	G1482	G1370	G1260	G1109
G2663	G2550	C2427	A2311	G2191	G2131	G2032	G1902	A1783	U1630	C1493	G1371	G1260	G1110
G2663	G2550	G2428	U2312	G2192	U2132	A2033	G1903	A1784	U1631	C1493	U1372	G1260	A1111
G2678	C2551	G2429	G2193	G2193	G2133	G2038	G1906	A1785	C1636	A1494	A1373	G1260	G1112
G2673	U2552	U2431	A2198	A2198	A2134	G2038	G1906	A1786	A1637	A1495	A1373	G1260	U1113
C2679	U2554	U2435	C2136	C2136	A2135	G2043	U1911	A1791	A1641	U1503	A1379	G1260	G1114
A2679	U2555	G2436	C2137	C2137	C2135	G2055	U1914	U1794	G1642	C1504	A1384	G1260	G1115
C2683	U2562	C2437	C2138	C2138	C2136	G2056	U1915	C1795	G1643	A1508	A1385	G1260	G1116
U2687	U2563	A2439	C2139	C2139	C2137	G2056	U1916	U1796	G1644	C1509	A1385	G1260	G1125
U2688	A2564	C2440	G2206	G2206	C2138	G2056	U1917	U1797	G1645	C1509	A1385	G1260	A1128
U2689	A2565	C2441	A2208	A2208	C2140	G2059	U1918	C1797	G1646	A1509A	A1393	G1270	A1129
C2689	A2566	G2447	G2224	G2224	C2141	A2060	A1918	U1798	C1648	A1509B	A1393	G1270	A1129
C2690	G2667	A2448	A2225	A2225	C2142	G2061	A1919	G1799	C1648	U1518	U1396	G1272	C1135
A2693	C2568	G2454	C2226	C2226	U2144	A2062	C1920	C1800	A1654	U1519	U1399	G1274	G1136
C2694	C2573	C2467	U2233	U2233	C2145	G2067	G1921	A1801	U1668	G1520	C1407	G1288	C1152
U2698	G2574	G2468	G2234	G2234	G2147	U2068	G1929	A1802	A1668	G1520	C1407	G1288	C1153
C2699	G2578	A2469	G2238	G2238	G2148	G2069	G1930	A1803	C1670	G1525	C1404	U1292	A1142A
U2702	G2583	C2471	G2239	G2239	G2149	U2079	U1931	U1805	U1673	G1532	U1405	C1293	G1144
C2703	G2584	G2472	U2243	U2243	G2150	U2086	G1932	A1810	G1674	G	U1406	C1293	C1152
C2704	U2585	A2476	U2244	U2244	G2151	G2087	G1933	A1811	U1674	U	A1412	C1298	C1153
A2705	C2585	C2477	G2251	G2251	G2152	G2087	A1938	A1812	C1683	A	G1413	U1300	G1154
U2712	C2591	C2478	G2255	G2255	G2153	G2093	U1939	A1813	C1684	C	U1415	A1301	A1155
A2713	C2601	C2483	G2256	G2256	G2154	U2096	C1942	A1815	U1688	G1537	G1416	A1302	C1161
G2714	A2602	G2494	G2257	G2257	G2155	U2099	U1955	A1816	U1693	A1542	C1417	A1303	G1164
G2722	U2604	C2498	U2271	U2271	G2156	G2100	C1962	G1817	U1696	C1543	U1420	G1309	U1165
C2723	U2605	C2499	U2272	U2272	G2157	G2101	U1963	U1818	G1696	C1547	G1311	G1310	C1166
U2726	U2609	G2502	A2273	A2273	G2158	G2102	C1967	G1822	A1700	C1548	G1424	U1312	G1171
U2732	U2610	A2503	A2274	A2274	G2159	C2103	C1967	C1827	A1701	C1557	G1425	U1313	G1173
A2733	C2612	U2504	G2277	G2277	G2160	G2104	C1967	G1828	G1702	A1558	G1426	U1313	A1174
A2740	U2615	G2505	G2283	G2283	G2161	C2105	G1969	A1829	G1703	A1566	A1427	C1315	U1175
A2741	C2616	C2507	C2284	C2284	G2162	G2106	A1970	U1833	A1722	A1569	G1428	A1321	G1176
C2742	C2617	G2512	A2287	A2287	G2163	G2107	A1971	U1833	U1739	A1569	G1429	A1321	A1177
C2743	C2626	G2513	G2288	G2288	G2164	U2108	A1971	A1847	G1740	A1569	C1430	G1332	G1178
G2747	G2627	A2518	G2289	G2289	G2165	U2109	A1972	U1847	U1740	U1578	G1442	G1332	C1179
A2748	C2628	G2519	G2290	G2290	G2166	G2110	A1972	U1847	U1740	U1578	G1442	G1332	C1180
A2749	A2629	C2521	U2291	U2291	G2167	G2111	G1992	U1851	C1745A	A1579	A1445	U1336	G1187
G2755	G2631	U2522	C2292	C2292	G2168	G2112	U1993	C1852	G1746	A1580	A1445	U1336	U1188
U2756	A2632	G2529	A2298	A2298	G2169	A2114	C1996	G1858	G1756	G1581	G1447	G1337	G1188
A2757	C2646	G2535	G2303	G2303	G2170	G2115	G1997	A1859	U1757	C1584	G1448	G1338	C1201
A2758	U2647	G2536	G2304	G2304	G2171	G2116	G1997	U1859	U1757	C1584	G1448	G1338	C1201
A2764	C2648	U2537	A2305	A2305	G2172	G2117	G1997	U1864	G1758	A1586	A1449	A1342	A1210
					G2173	G2118	A2014	G1865	G1758	A1586	A1449	A1342	A1210
					G2174	A2119	A2014	G1866	A1762	C1588	U1453	U1352	U1211
					G2175	G2120	A2019	G1866	G1763	C1588	U1453	U1352	G1212
					G2176	G2121	A2020	A1877	G1764	C1589	G1455	A1354	G1212
					G2177	G2122	A2021	A1877	G1769	G1593	G1461	G1355	A1220
					G2178	G2123	C2021	G1878	G1769	G1594	G1461	G1355	A1220
					G2179	G2124	C2021	G1878	G1769	G1594	G1461	G1355	A1220
					G2180	G2125	C2021	G1878	G1769	G1594	G1461	G1355	A1220
					G2181	G2125	C2021	G1878	G1769	G1594	G1461	G1355	A1220
					G2182	G2125	C2021	G1878	G1769	G1594	G1461	G1355	A1220
					G2183	G2125	C2021	G1878	G1769	G1594	G1461	G1355	A1220
					G2184	G2125	C2021	G1878	G1769	G1594	G1461	G1355	A1220
					G2185	G2125	C2021	G1878	G1769	G1594	G1461	G1355	A1220



• Molecule 1: 23S Ribosomal RNA

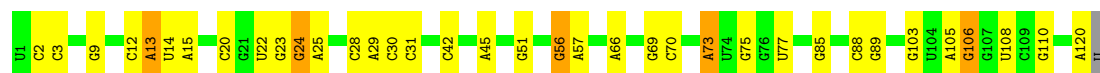






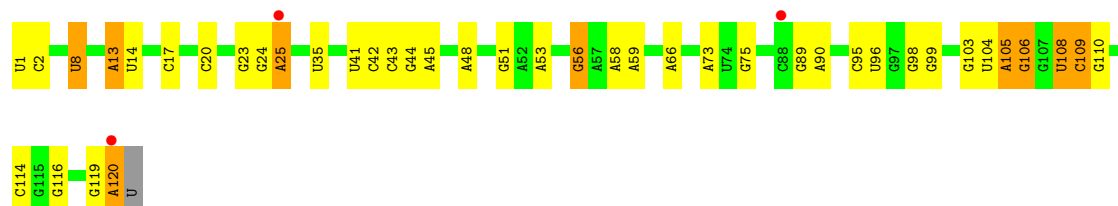
• Molecule 2: 5S Ribosomal RNA

Chain 1B: 69% 26%



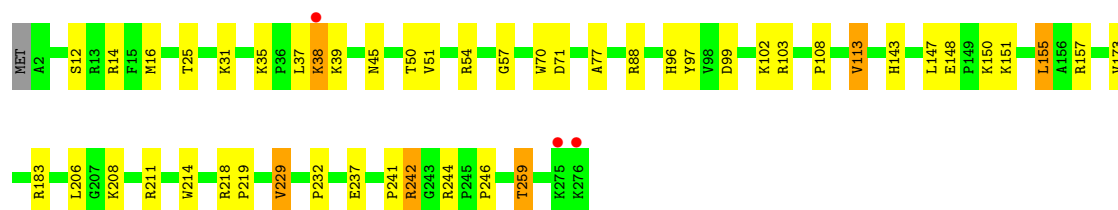
• Molecule 2: 5S Ribosomal RNA

Chain 2B: 64% 27% 7%



• Molecule 3: 50S ribosomal protein L2

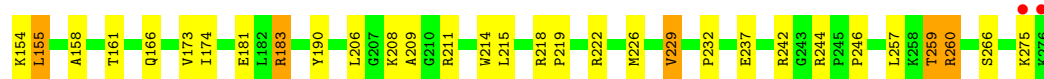
Chain 1D: 82% 15%



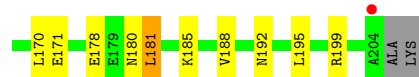
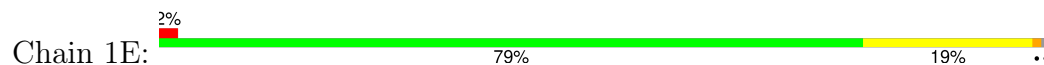
• Molecule 3: 50S ribosomal protein L2

Chain 2D: 76% 21%

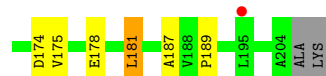
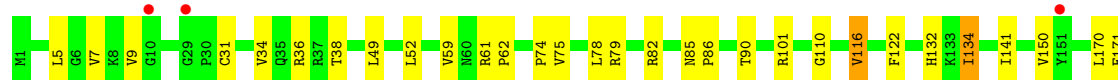
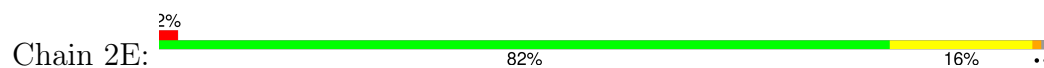




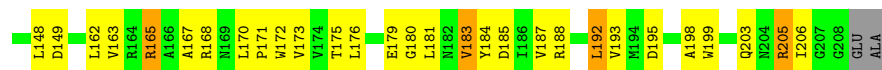
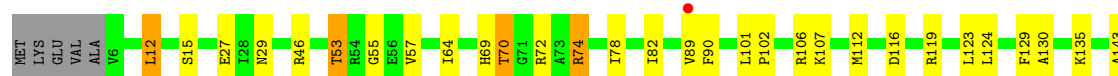
• Molecule 4: 50S ribosomal protein L3



• Molecule 4: 50S ribosomal protein L3



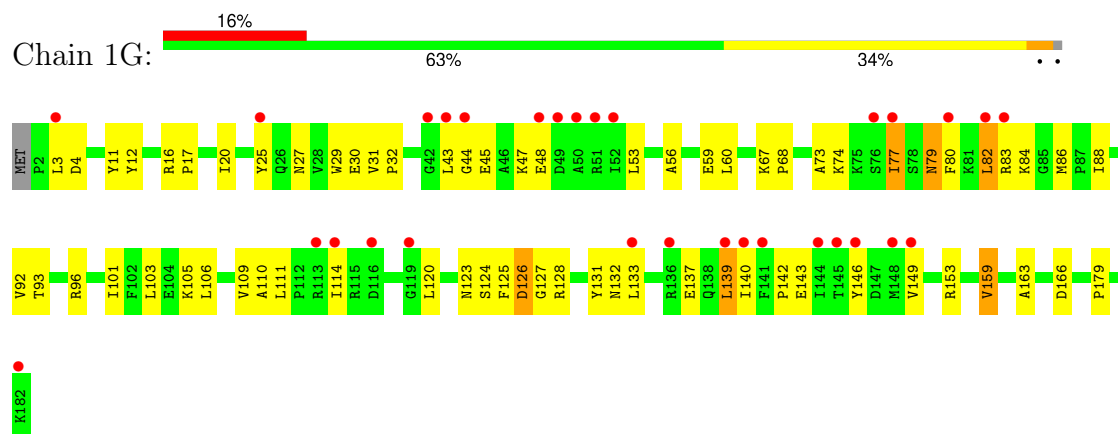
• Molecule 5: 50S ribosomal protein L4



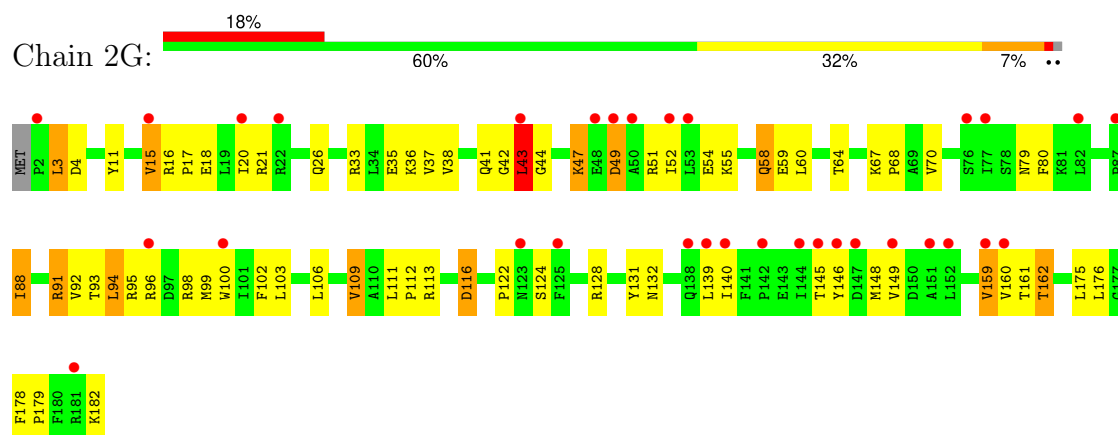
• Molecule 5: 50S ribosomal protein L4



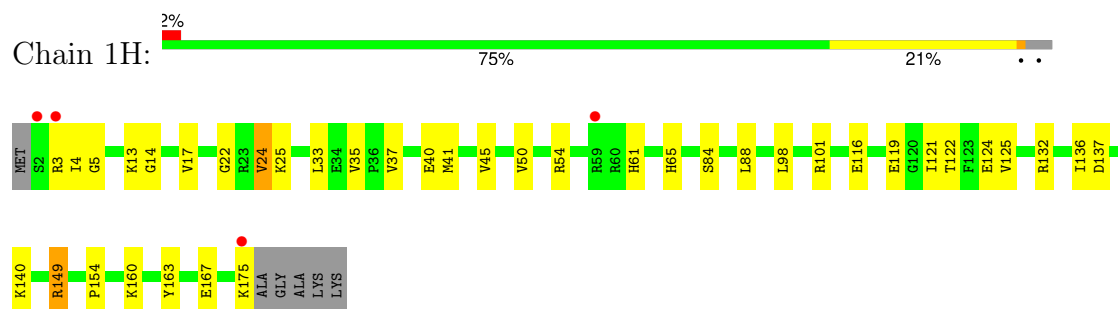
- Molecule 6: 50S ribosomal protein L5



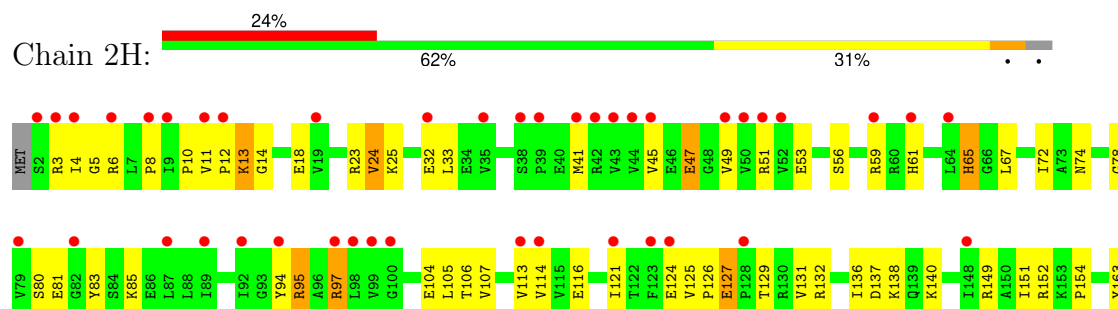
- Molecule 6: 50S ribosomal protein L5

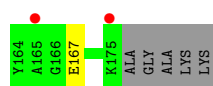


- Molecule 7: 50S ribosomal protein L6


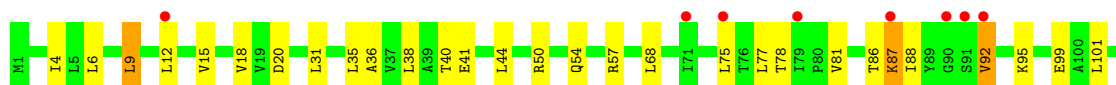


- Molecule 7: 50S ribosomal protein L6

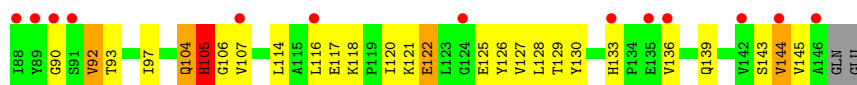
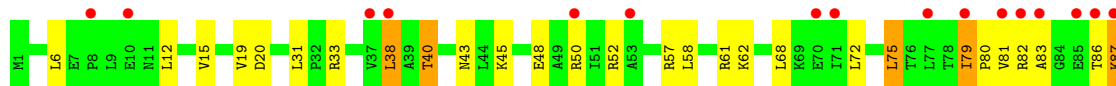




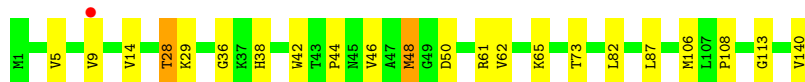
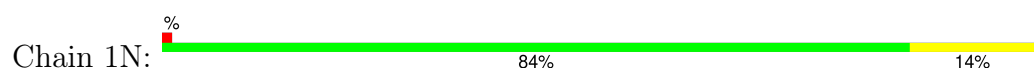
- Molecule 8: 50S ribosomal protein L9



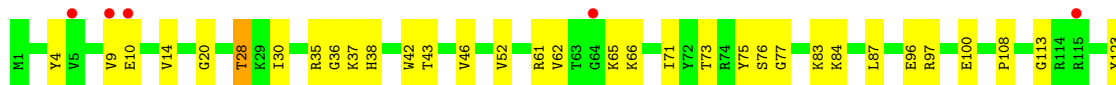
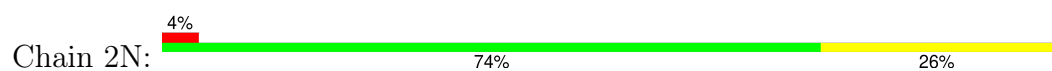
- Molecule 8: 50S ribosomal protein L9



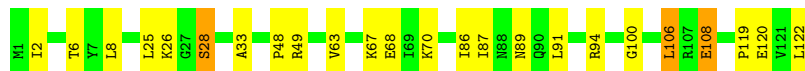
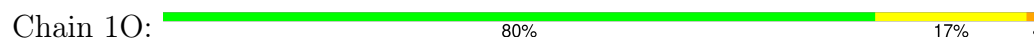
- Molecule 9: 50S ribosomal protein L13




- Molecule 9: 50S ribosomal protein L13



- Molecule 10: 50S ribosomal protein L14




- Molecule 10: 50S ribosomal protein L14

Chain 2O:  78% 21%




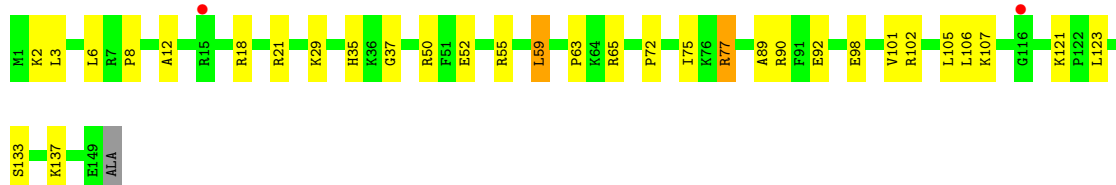
- Molecule 11: 50S ribosomal protein L15

Chain 1P:  % 79% 17%




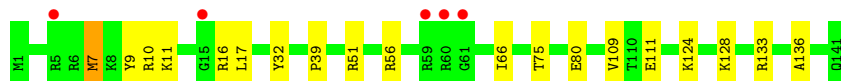
- Molecule 11: 50S ribosomal protein L15

Chain 2P:  % 78% 20%




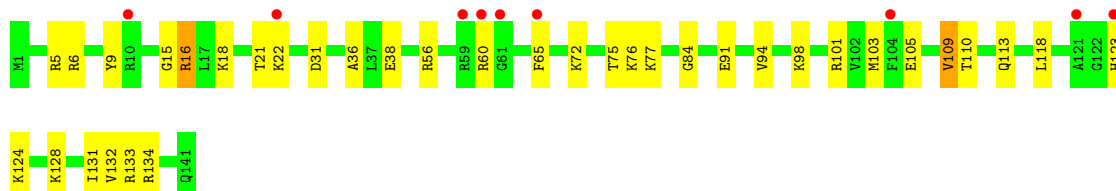
- Molecule 12: 50S ribosomal protein L16

Chain 1Q:  4% 87% 13%



- Molecule 12: 50S ribosomal protein L16

Chain 2Q:  6% 74% 24%




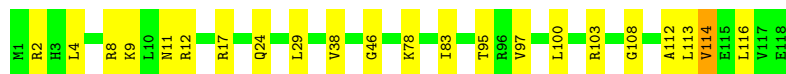
- Molecule 13: 50S ribosomal protein L17

Chain 1R:  85% 14%




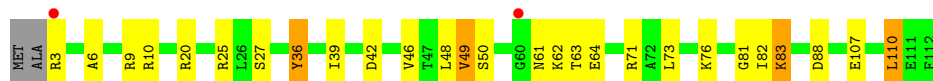
- Molecule 13: 50S ribosomal protein L17

Chain 2R:  81% 18%



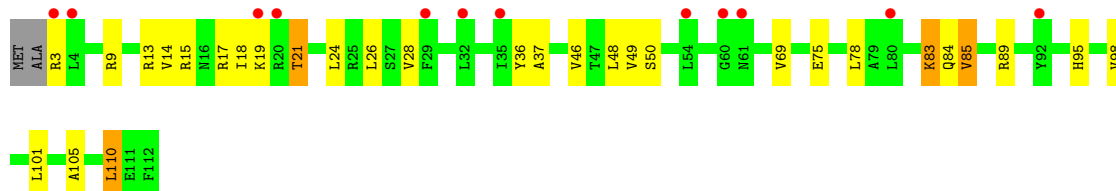
- Molecule 14: 50S ribosomal protein L18

Chain 1S:  2% 74% 21%



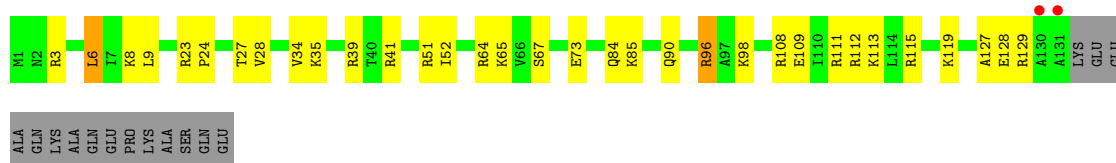
- Molecule 14: 50S ribosomal protein L18

Chain 2S:  11% 71% 23%



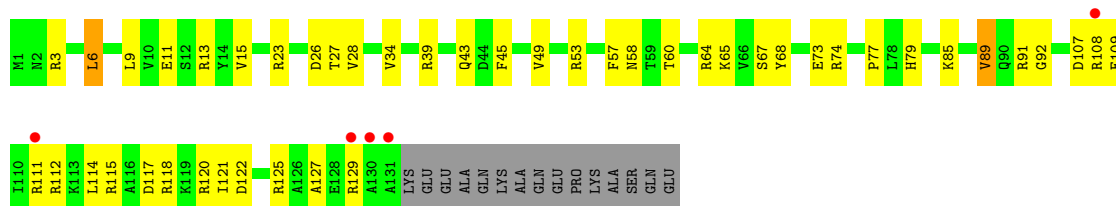
- Molecule 15: 50S ribosomal protein L19

Chain 1T:  67% 21% 10%



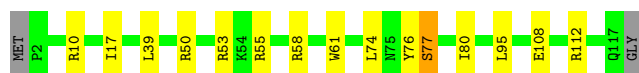
- Molecule 15: 50S ribosomal protein L19

Chain 2T:  3% 58% 30% 10%

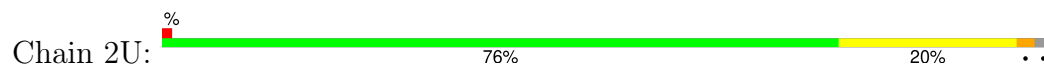


- Molecule 16: 50S ribosomal protein L20

Chain 1U:  86% 12%



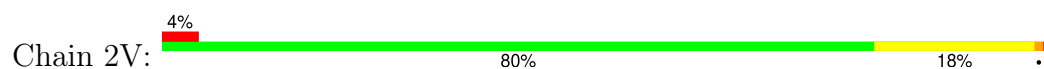
- Molecule 16: 50S ribosomal protein L20



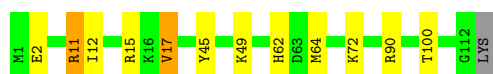
- Molecule 17: 50S ribosomal protein L21



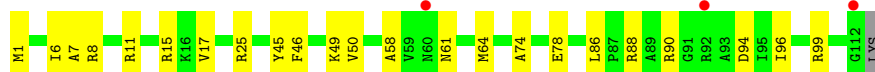
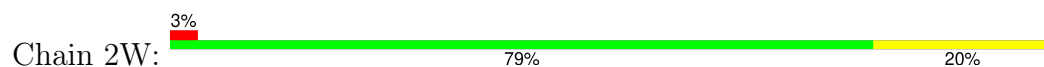
- Molecule 17: 50S ribosomal protein L21



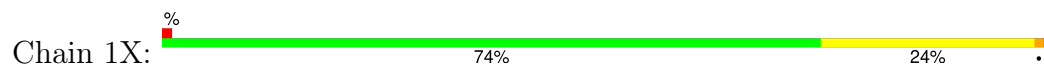
- Molecule 18: 50S ribosomal protein L22



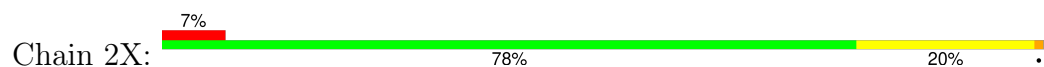
- Molecule 18: 50S ribosomal protein L22



- Molecule 19: 50S ribosomal protein L23

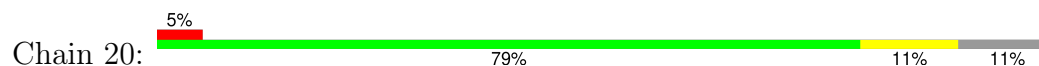


- Molecule 19: 50S ribosomal protein L23

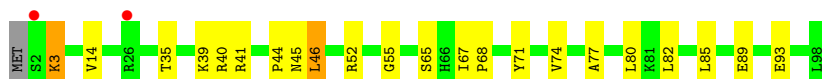
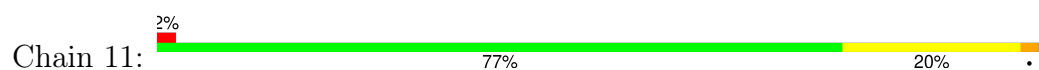




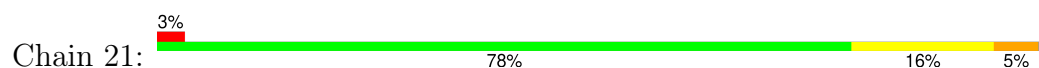
- Molecule 22: 50S ribosomal protein L27



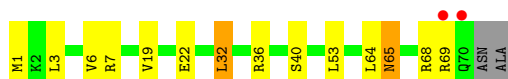
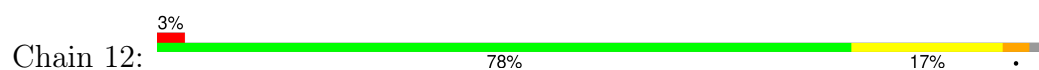
- Molecule 23: 50S ribosomal protein L28



- Molecule 23: 50S ribosomal protein L28



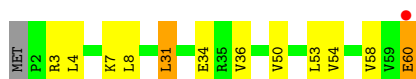
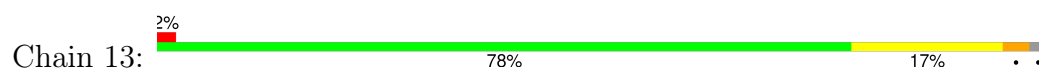
- Molecule 24: 50S ribosomal protein L29



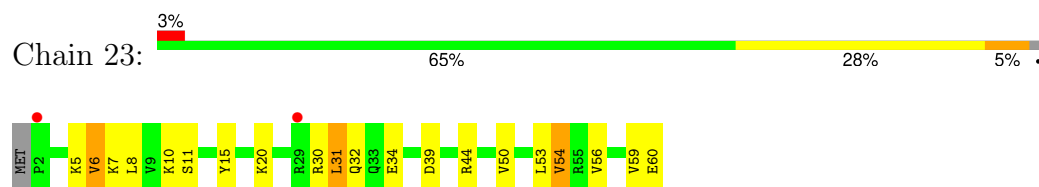
- Molecule 24: 50S ribosomal protein L29



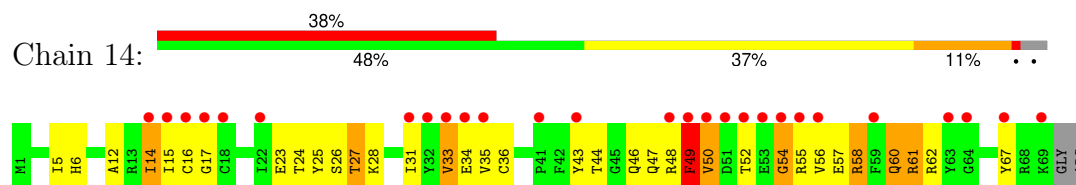
- Molecule 25: 50S ribosomal protein L30



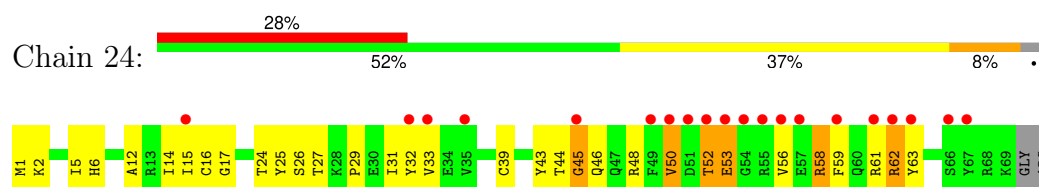
• Molecule 25: 50S ribosomal protein L30



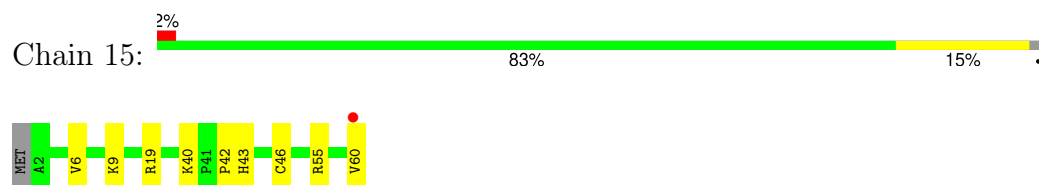
• Molecule 26: 50S ribosomal protein L31



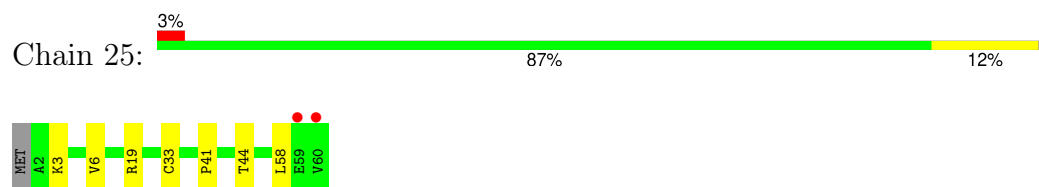
• Molecule 26: 50S ribosomal protein L31



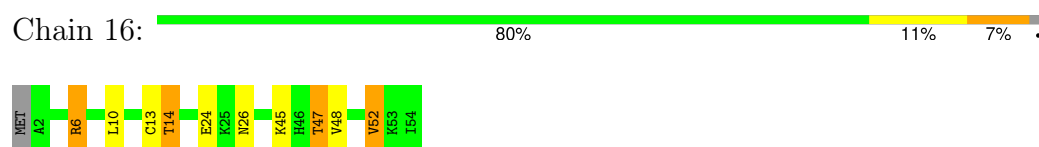
• Molecule 27: 50S ribosomal protein L32



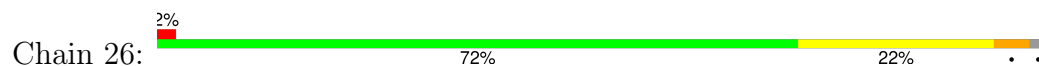
• Molecule 27: 50S ribosomal protein L32

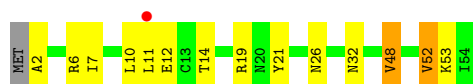


• Molecule 28: 50S ribosomal protein L33

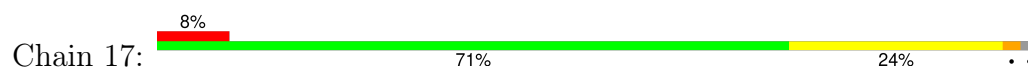


• Molecule 28: 50S ribosomal protein L33






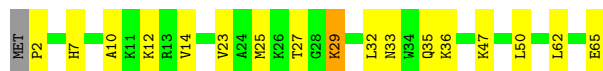
- Molecule 29: 50S ribosomal protein L34



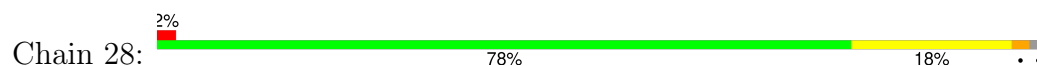
- Molecule 29: 50S ribosomal protein L34



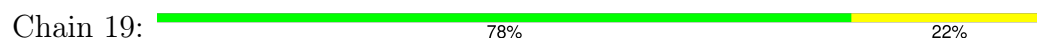
- Molecule 30: 50S ribosomal protein L35



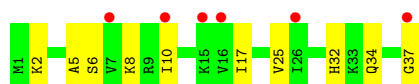
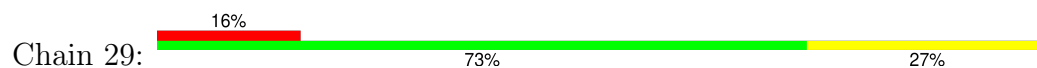
- Molecule 30: 50S ribosomal protein L35



- Molecule 31: 50S ribosomal protein L36

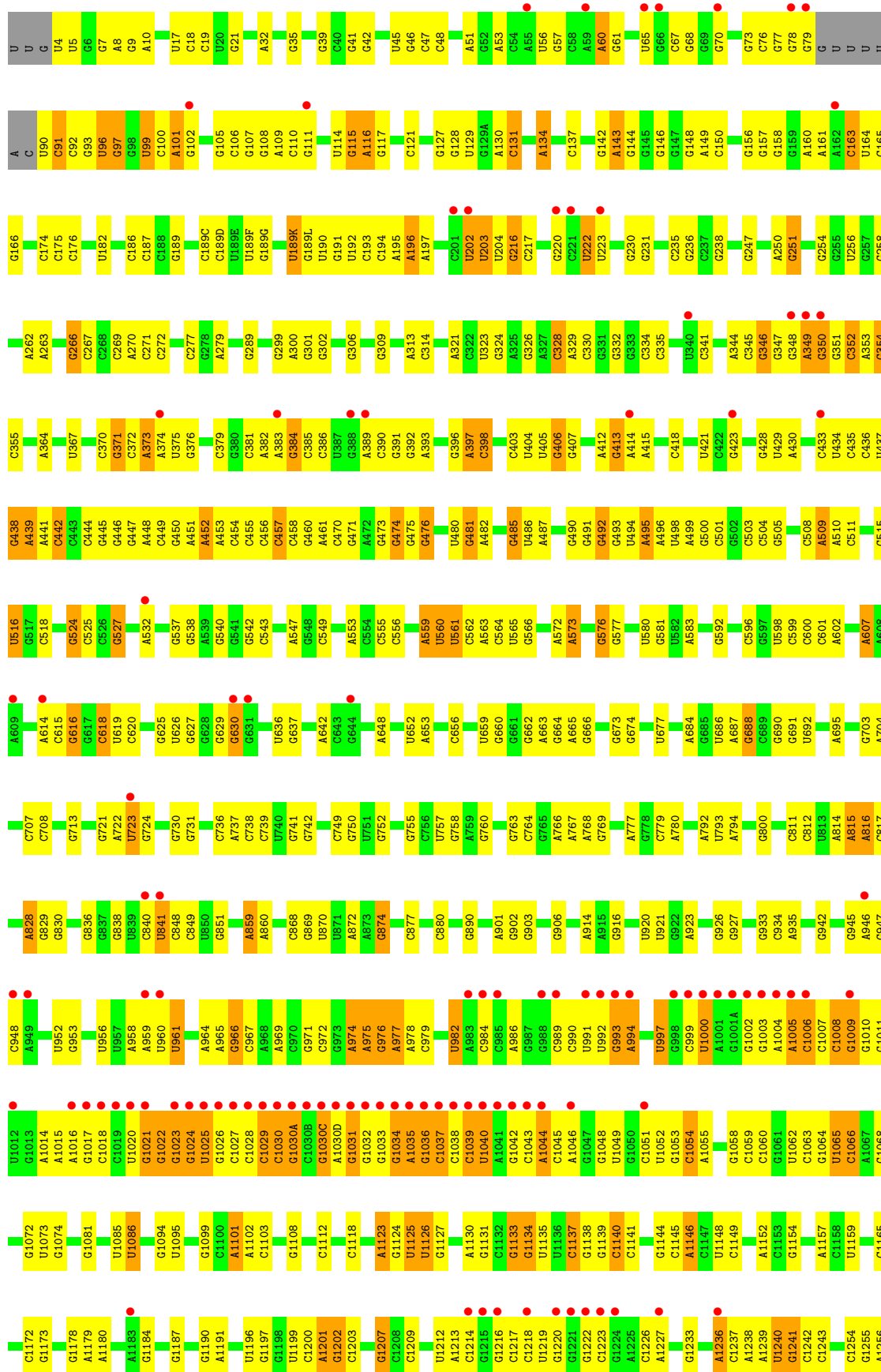


- Molecule 31: 50S ribosomal protein L36

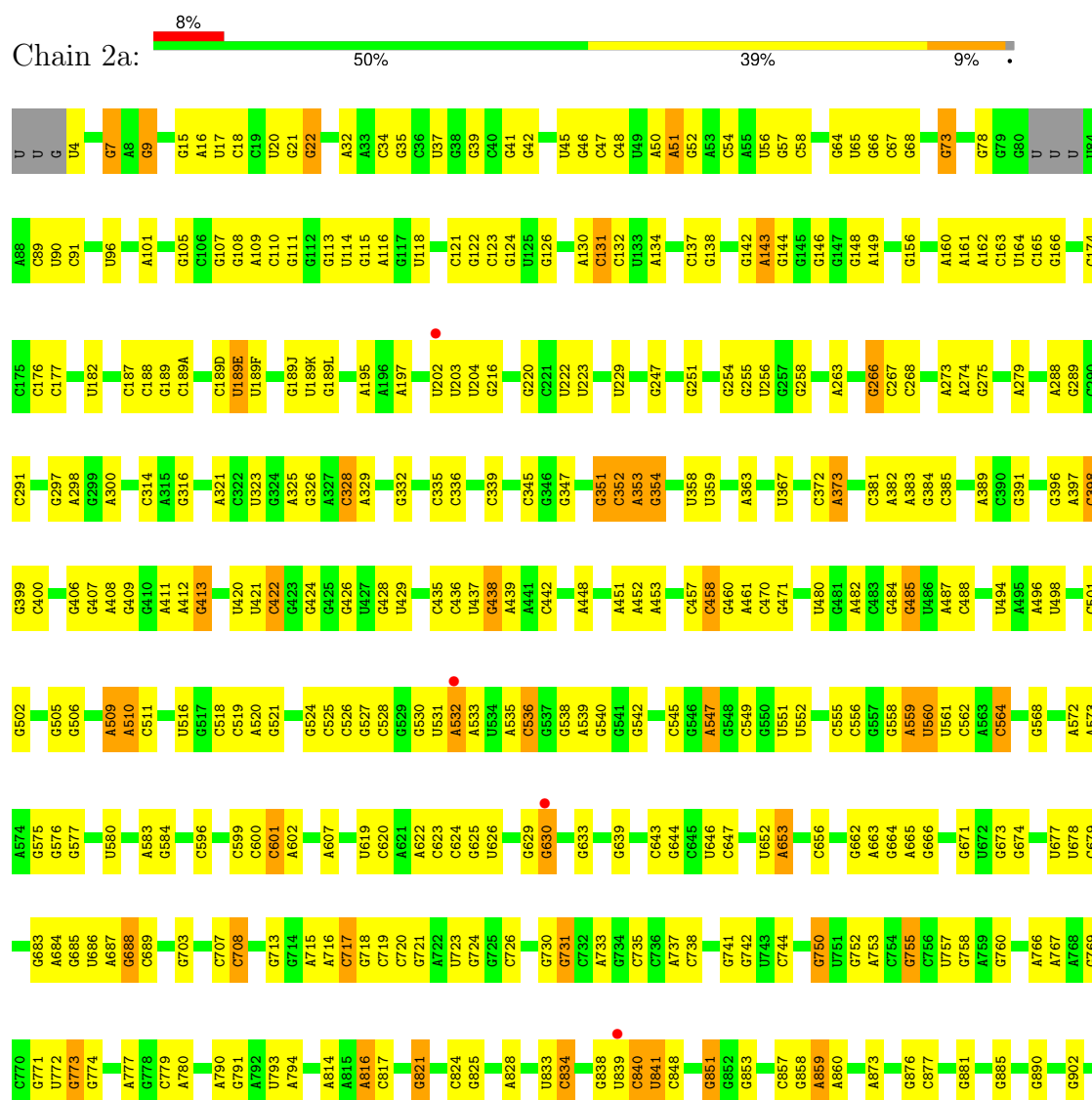


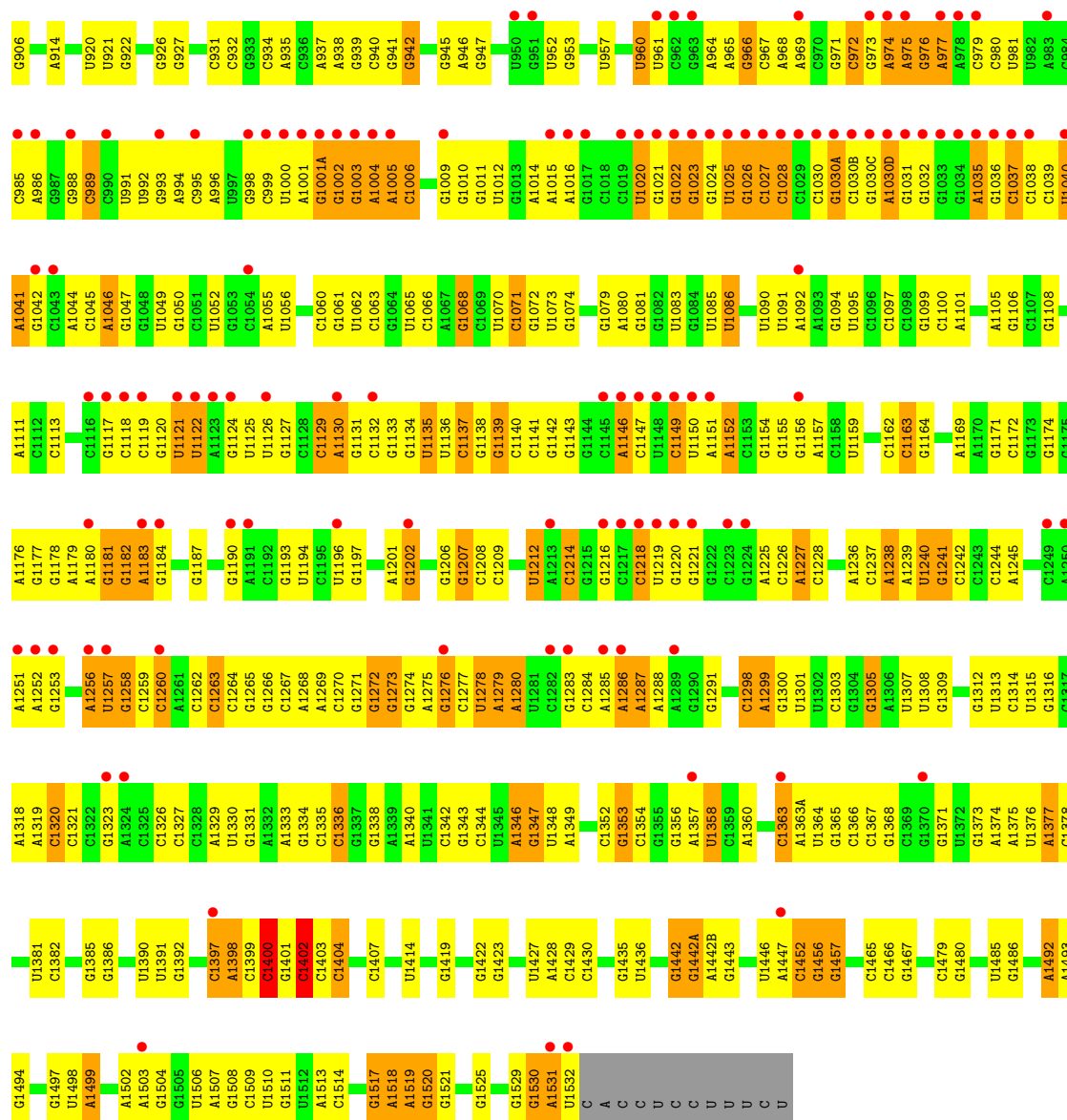
- Molecule 32: 16S Ribosomal RNA

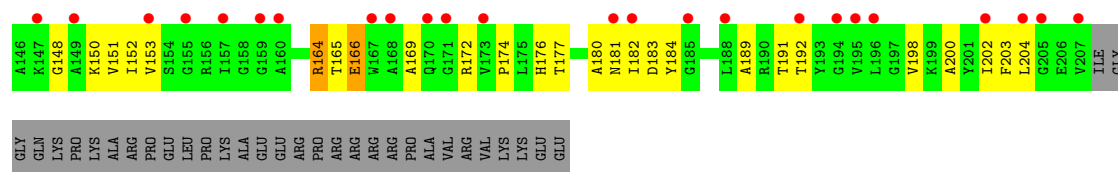




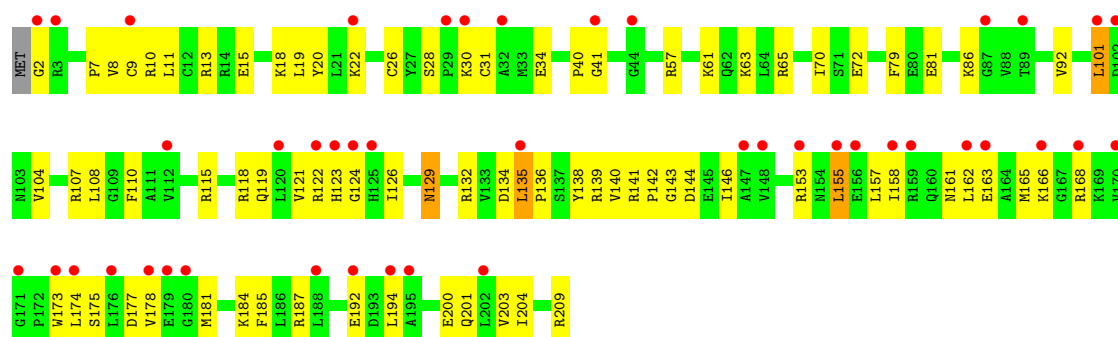
- Molecule 32: 16S Ribosomal RNA



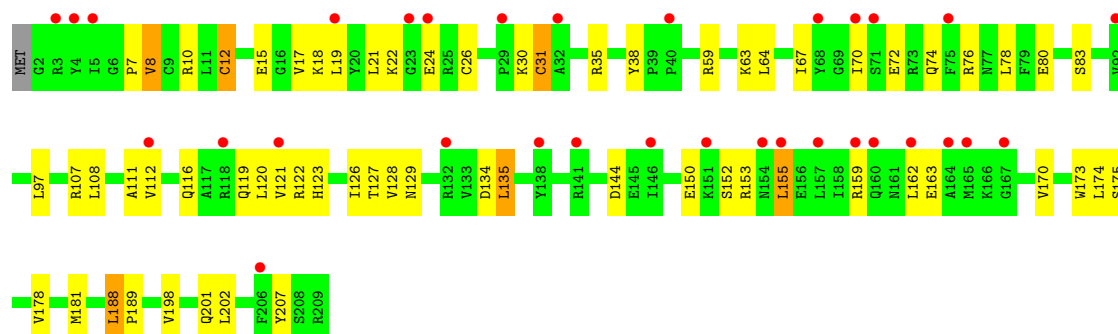




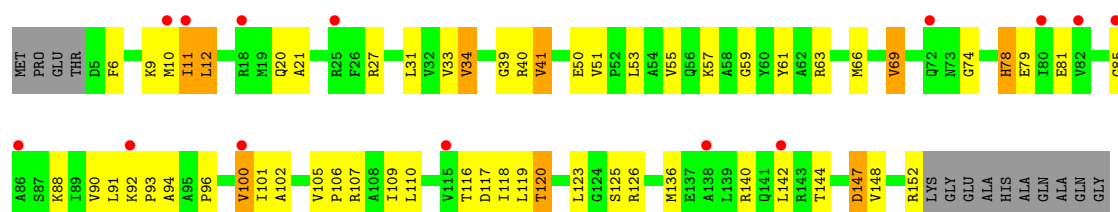
• Molecule 35: 30S ribosomal protein S4



• Molecule 35: 30S ribosomal protein S4

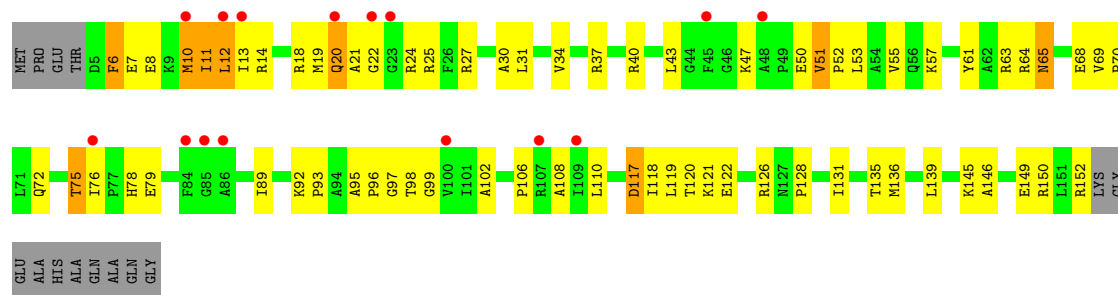


• Molecule 36: 30S ribosomal protein S5

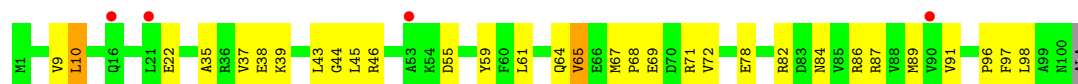


• Molecule 36: 30S ribosomal protein S5

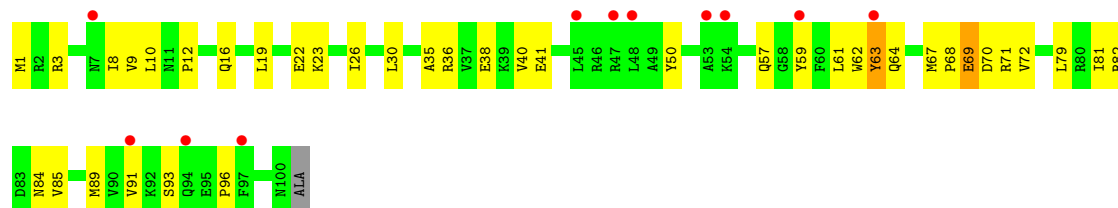




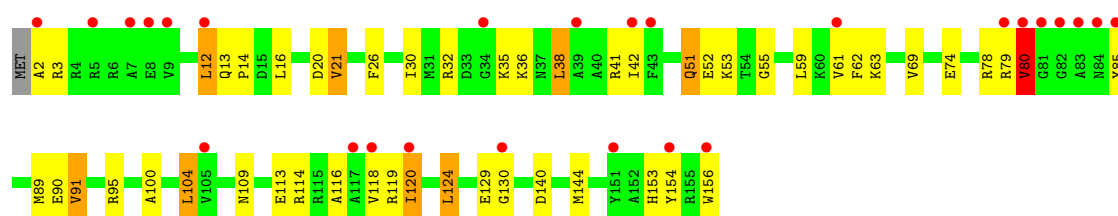
• Molecule 37: 30S ribosomal protein S6



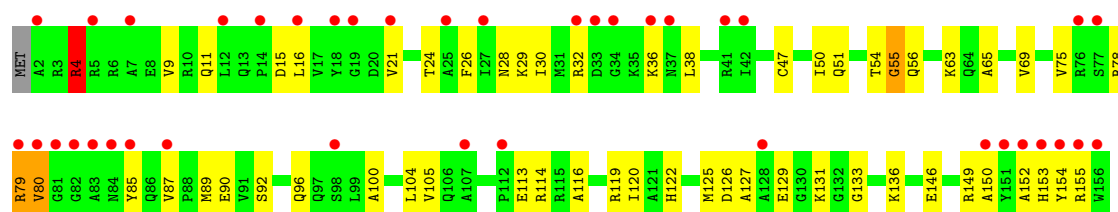
• Molecule 37: 30S ribosomal protein S6



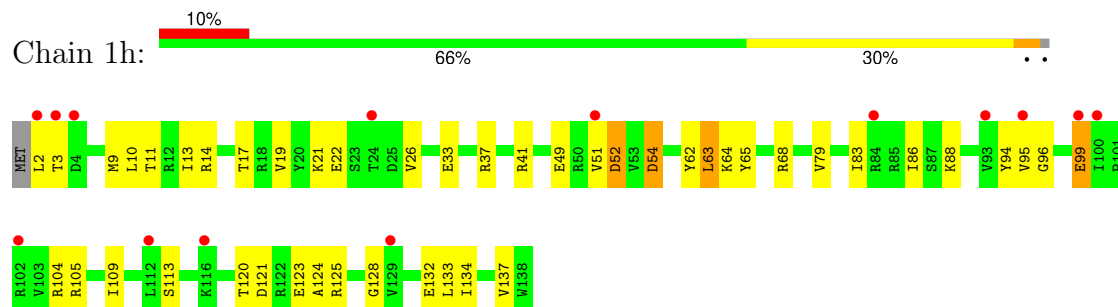
• Molecule 38: 30S ribosomal protein S7



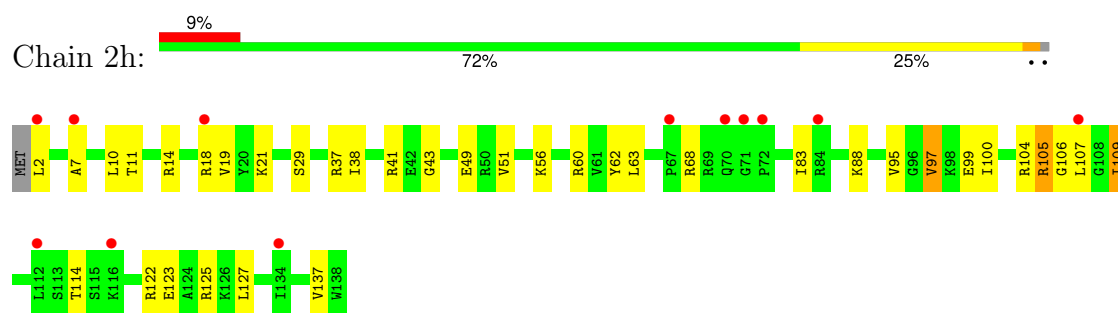
• Molecule 38: 30S ribosomal protein S7



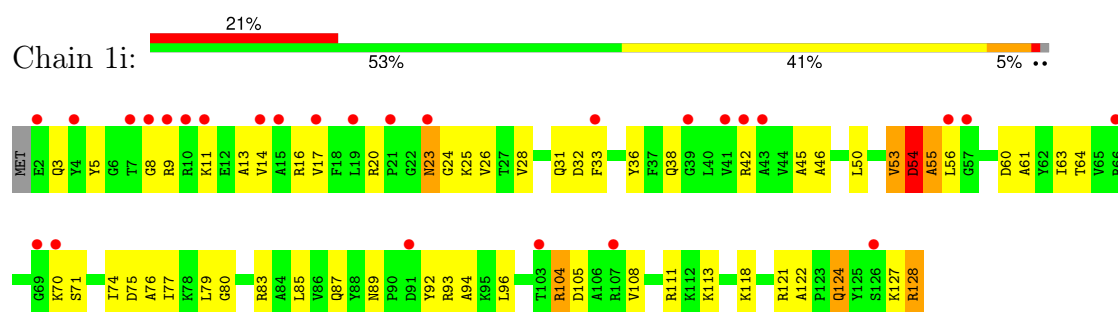
- Molecule 39: 30S ribosomal protein S8



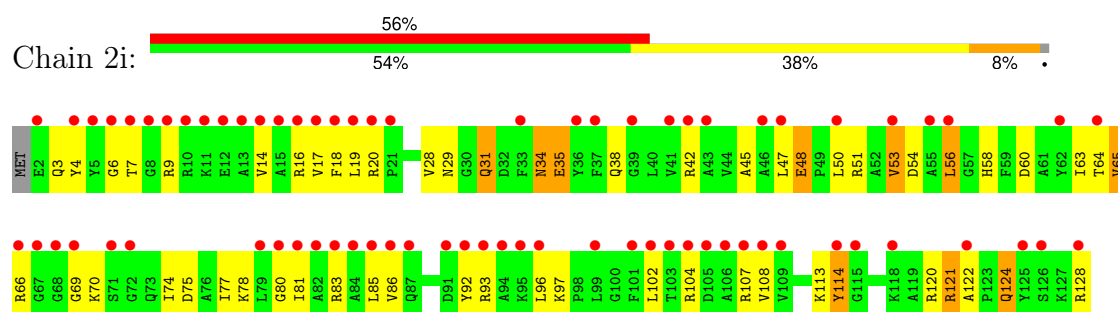
- Molecule 39: 30S ribosomal protein S8



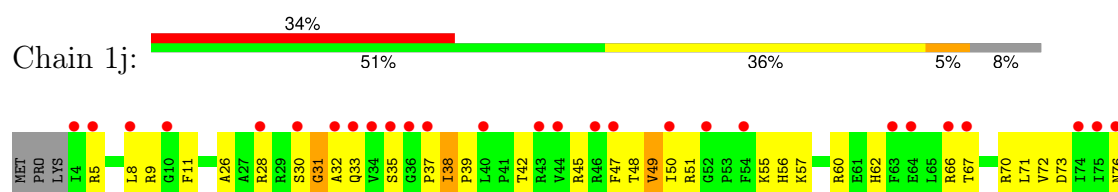
- Molecule 40: 30S ribosomal protein S9

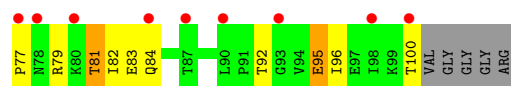


- Molecule 40: 30S ribosomal protein S9

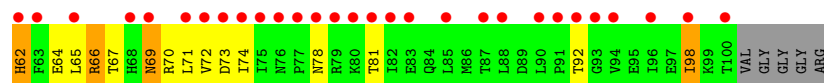
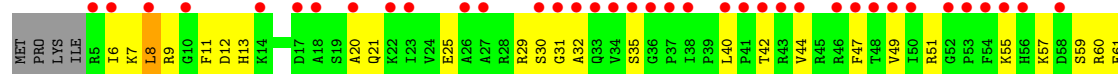


- Molecule 41: 30S ribosomal protein S10

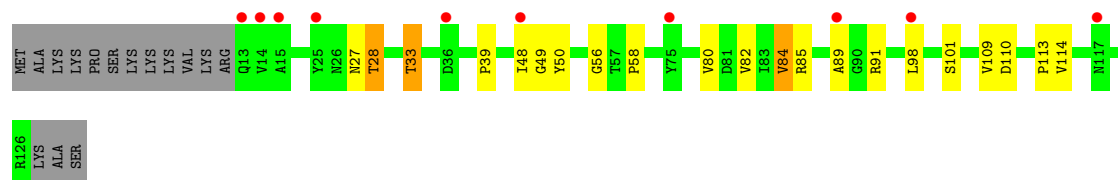
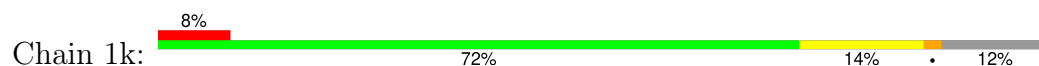




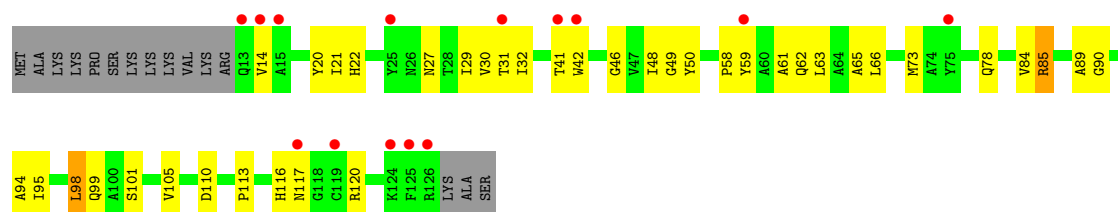
• Molecule 41: 30S ribosomal protein S10



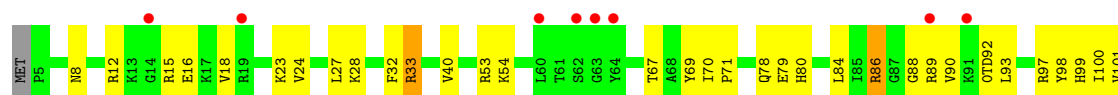
• Molecule 42: 30S ribosomal protein S11



• Molecule 42: 30S ribosomal protein S11

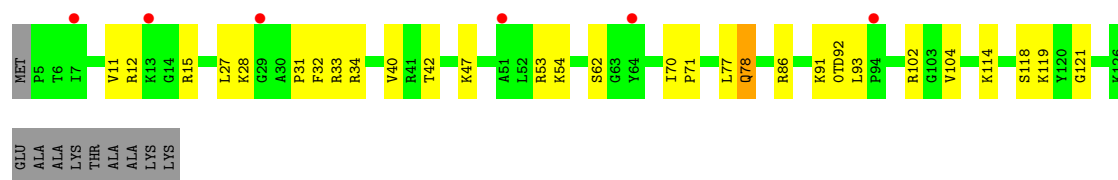


• Molecule 43: 30S ribosomal protein S12

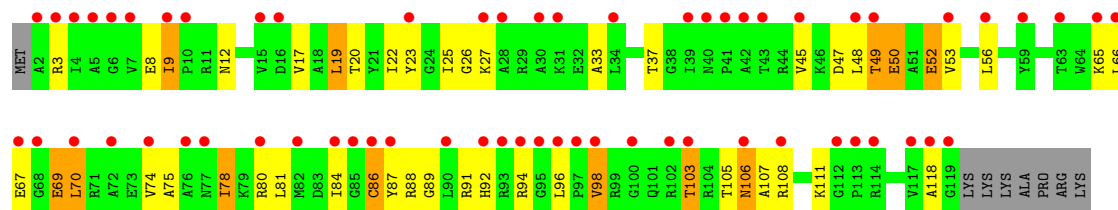


• Molecule 43: 30S ribosomal protein S12

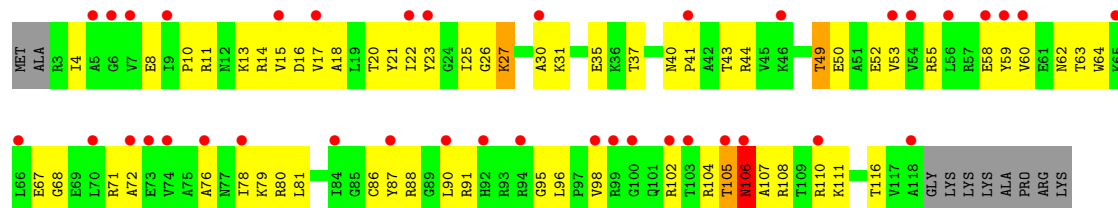
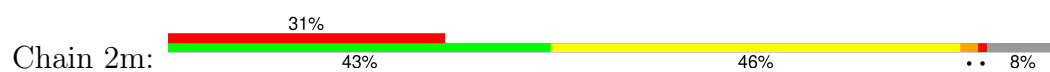




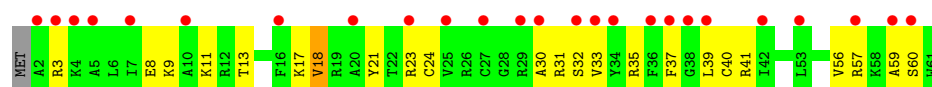
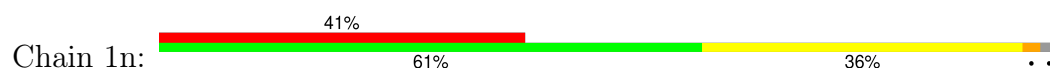
• Molecule 44: 30S ribosomal protein S13



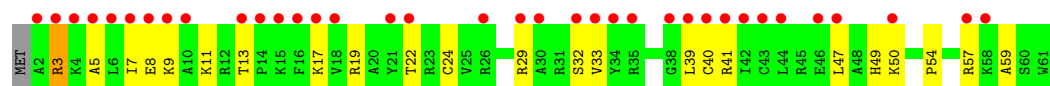
• Molecule 44: 30S ribosomal protein S13



• Molecule 45: 30S ribosomal protein S14 type Z



• Molecule 45: 30S ribosomal protein S14 type Z

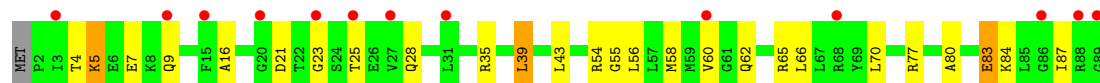


• Molecule 46: 30S ribosomal protein S15

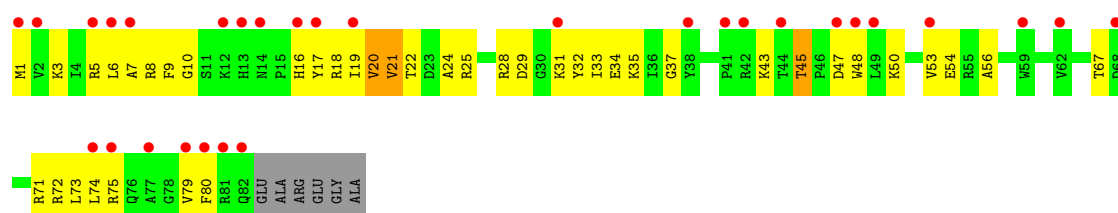




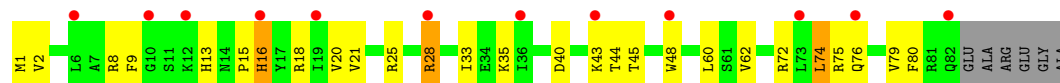
- Molecule 46: 30S ribosomal protein S15



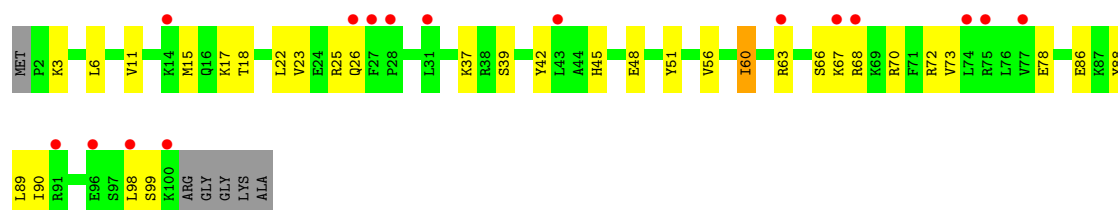
- Molecule 47: 30S ribosomal protein S16



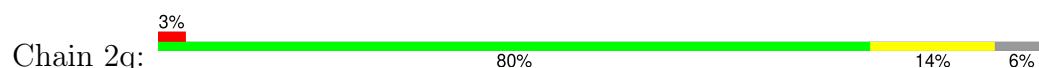
- Molecule 47: 30S ribosomal protein S16



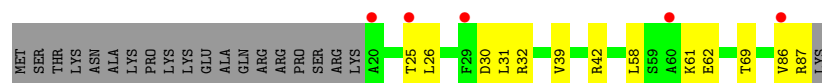
- Molecule 48: 30S ribosomal protein S17



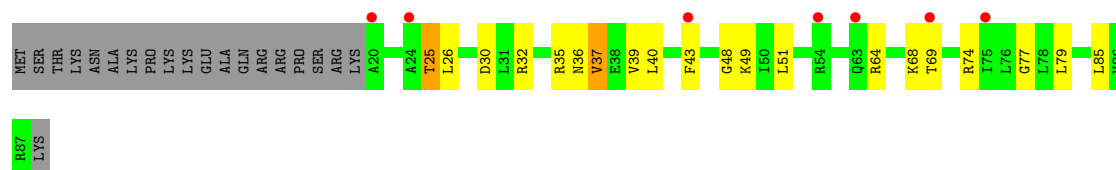
- Molecule 48: 30S ribosomal protein S17



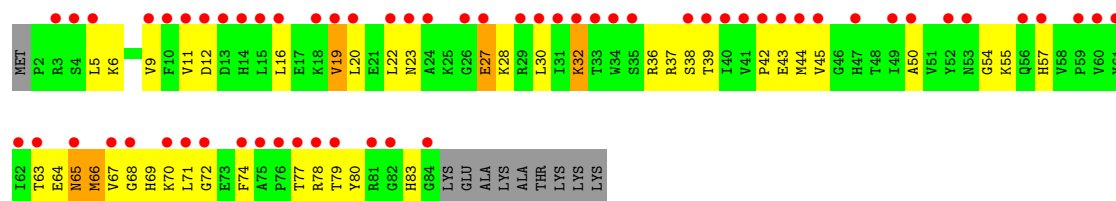
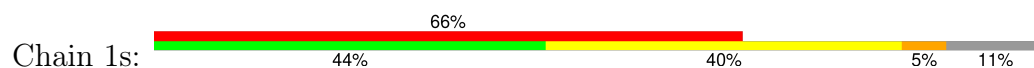
- Molecule 49: 30S ribosomal protein S18



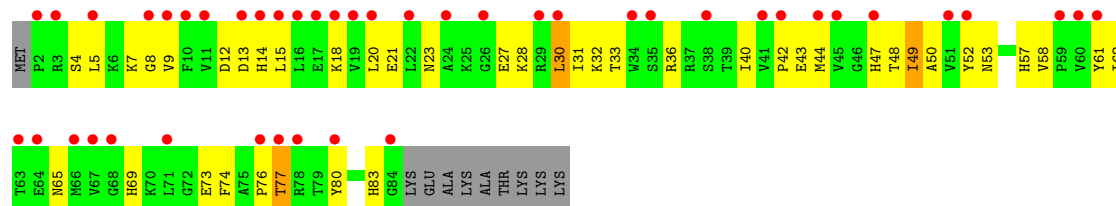
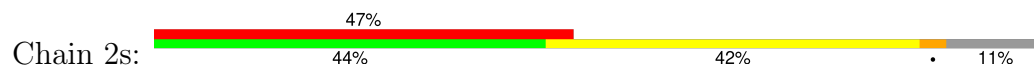
- Molecule 49: 30S ribosomal protein S18



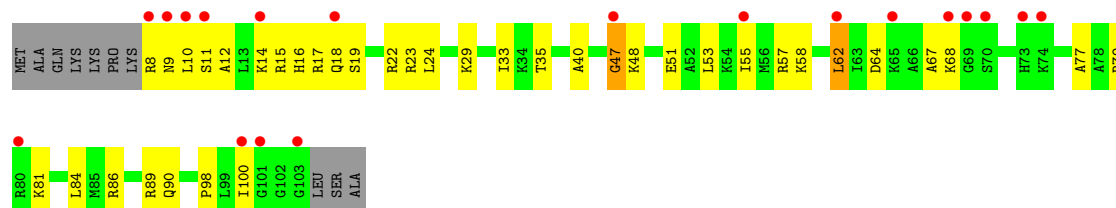
- Molecule 50: 30S ribosomal protein S19



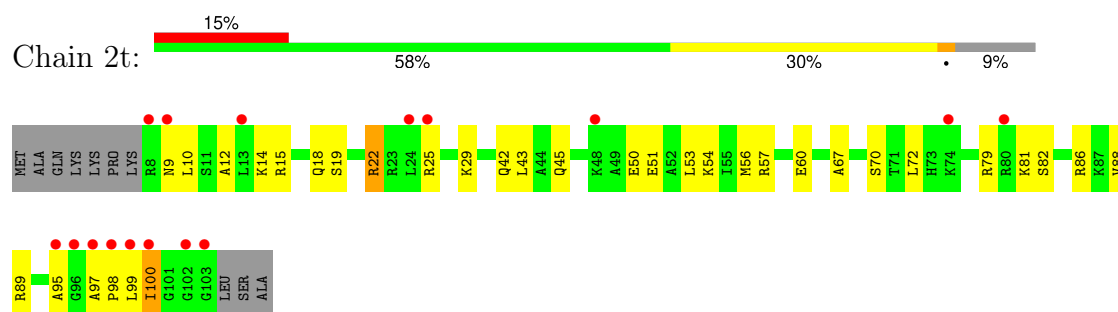
- Molecule 50: 30S ribosomal protein S19



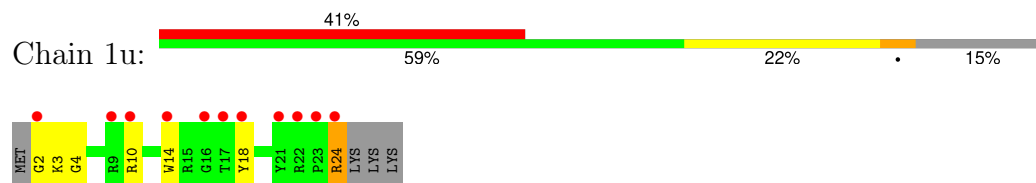
- Molecule 51: 30S ribosomal protein S20



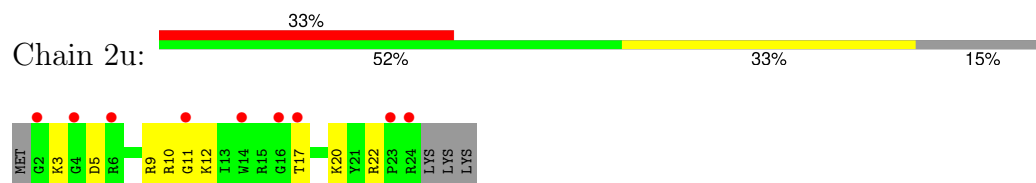
- Molecule 51: 30S ribosomal protein S20



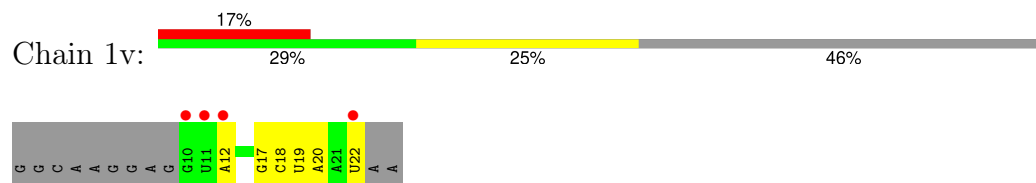
- Molecule 52: 30S ribosomal protein Thx



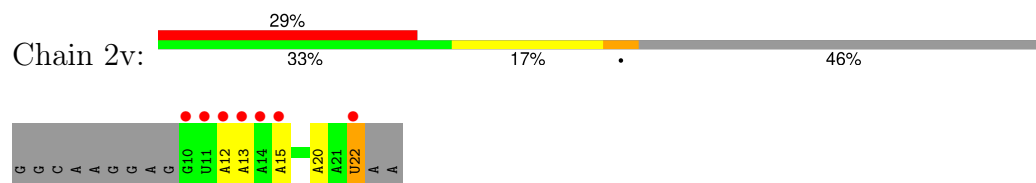
- Molecule 52: 30S ribosomal protein Thx



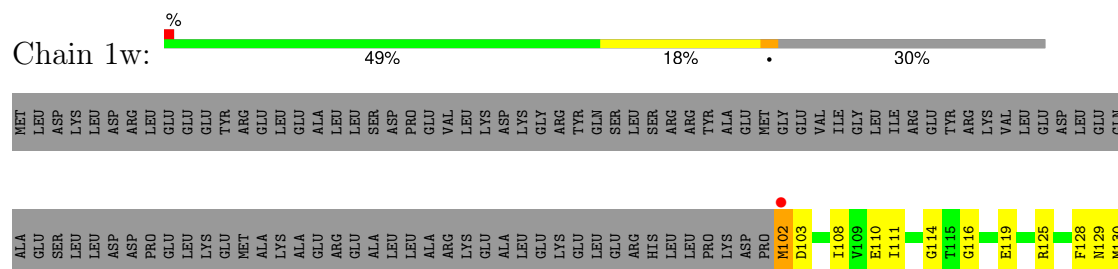
- Molecule 53: CYS-Stop mRNA

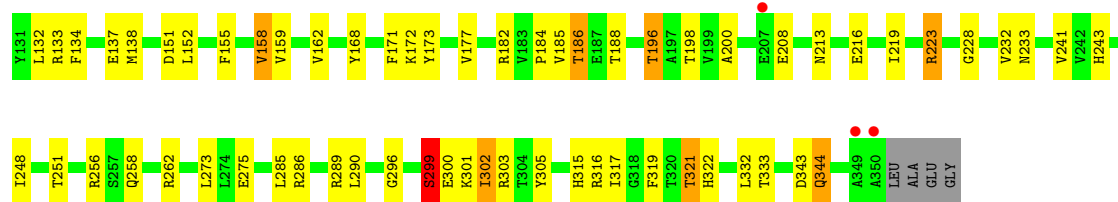


- Molecule 53: CYS-Stop mRNA

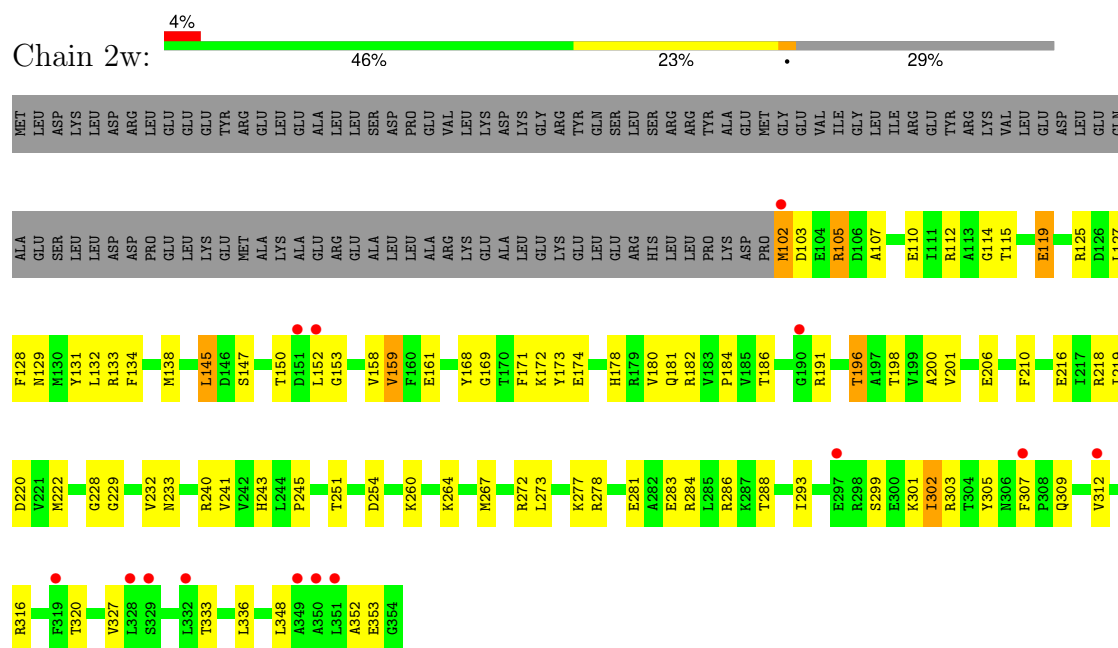


- Molecule 54: Peptide chain release factor 1

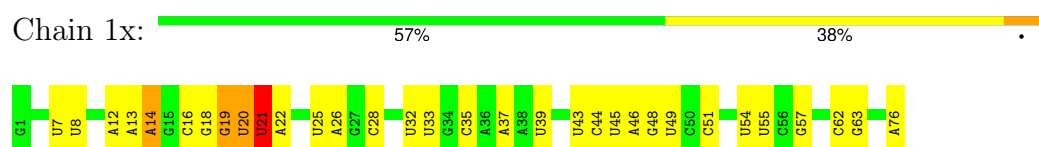




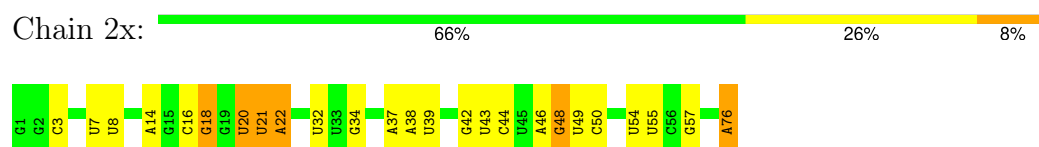
• Molecule 54: Peptide chain release factor 1



• Molecule 55: P-site Peptidyl-tRNA fMEAAAKC-tRNAcys RNA-part



• Molecule 55: P-site Peptidyl-tRNA fMEAAAKC-tRNAcys RNA-part



• Molecule 56: P-site Peptidyl-tRNA fMEAAAKC-tRNAcys Peptide-part



• Molecule 56: P-site Peptidyl-tRNA fMEAAAKC-tRNAcys Peptide-part



PHE	
GLU	
ALA	
A4	
A5	
K6	
C7	

4 Data and refinement statistics

Property	Value	Source
Space group	P 21 21 21	Depositor
Cell constants a, b, c, α , β , γ	208.96Å 448.05Å 615.63Å 90.00° 90.00° 90.00°	Depositor
Resolution (Å)	122.56 – 2.55 122.56 – 2.55	Depositor EDS
% Data completeness (in resolution range)	98.6 (122.56-2.55) 98.6 (122.56-2.55)	Depositor EDS
R_{merge}	0.15	Depositor
R_{sym}	(Not available)	Depositor
$\langle I/\sigma(I) \rangle$ ¹	1.22 (at 2.55Å)	Xtriage
Refinement program	PHENIX 1.8.2	Depositor
R, R_{free}	0.216 , 0.257 0.218 , 0.258	Depositor DCC
R_{free} test set	92899 reflections (5.02%)	wwPDB-VP
Wilson B-factor (Å ²)	52.1	Xtriage
Anisotropy	0.153	Xtriage
Bulk solvent k_{sol} (e/Å ³), B_{sol} (Å ²)	0.32 , 51.6	EDS
L-test for twinning ²	$\langle L \rangle = 0.45$, $\langle L^2 \rangle = 0.27$	Xtriage
Estimated twinning fraction	No twinning to report.	Xtriage
F_o, F_c correlation	0.93	EDS
Total number of atoms	297259	wwPDB-VP
Average B, all atoms (Å ²)	58.0	wwPDB-VP

Xtriage's analysis on translational NCS is as follows: *The largest off-origin peak in the Patterson function is 1.86% of the height of the origin peak. No significant pseudotranslation is detected.*

¹Intensities estimated from amplitudes.

²Theoretical values of $\langle |L| \rangle$, $\langle L^2 \rangle$ for acentric reflections are 0.5, 0.333 respectively for untwinned datasets, and 0.375, 0.2 for perfectly twinned datasets.

5 Model quality ⓘ

5.1 Standard geometry ⓘ

Bond lengths and bond angles in the following residue types are not validated in this section: OMU, G7M, MG, 0TD, PSU, OMG, 4OC, MA6, 4SU, 2MA, 5MC, 2MG, 8AN, MIA, UR3, OMC, H2U, 5MU, K, SF4, M2G, ZN

The Z score for a bond length (or angle) is the number of standard deviations the observed value is removed from the expected value. A bond length (or angle) with $|Z| > 5$ is considered an outlier worth inspection. RMSZ is the root-mean-square of all Z scores of the bond lengths (or angles).

Mol	Chain	Bond lengths		Bond angles	
		RMSZ	# Z >5	RMSZ	# Z >5
1	1A	0.29	0/69011	0.47	1/107720 (0.0%)
1	2A	0.23	0/67295	0.41	1/105042 (0.0%)
2	1B	0.22	0/2882	0.40	0/4494
2	2B	0.19	0/2879	0.36	0/4487
3	1D	0.28	0/2186	0.52	0/2944
3	2D	0.23	0/2186	0.47	1/2944 (0.0%)
4	1E	0.26	0/1592	0.52	0/2149
4	2E	0.22	0/1592	0.44	0/2149
5	1F	0.26	0/1619	0.49	0/2193
5	2F	0.21	0/1615	0.43	0/2188
6	1G	0.20	0/1448	0.43	0/1957
6	2G	0.19	0/1453	0.43	0/1963
7	1H	0.21	0/1356	0.42	0/1834
7	2H	0.19	0/1356	0.38	0/1834
8	1I	0.19	0/1112	0.42	0/1514
8	2I	0.19	0/1079	0.39	0/1475
9	1N	0.27	0/1144	0.45	0/1543
9	2N	0.20	0/1144	0.41	0/1543
10	1O	0.26	0/943	0.46	0/1269
10	2O	0.21	0/943	0.44	0/1269
11	1P	0.27	0/1152	0.50	0/1533
11	2P	0.21	0/1152	0.46	0/1533
12	1Q	0.27	0/1143	0.50	0/1527
12	2Q	0.22	0/1143	0.43	0/1527
13	1R	0.26	0/982	0.50	0/1312
13	2R	0.22	0/982	0.43	0/1312
14	1S	0.23	0/883	0.45	0/1176
14	2S	0.19	0/880	0.43	0/1172
15	1T	0.25	0/1105	0.46	0/1477
15	2T	0.21	0/1097	0.43	0/1468
16	1U	0.27	0/977	0.47	0/1301

Mol	Chain	Bond lengths		Bond angles	
		RMSZ	# Z >5	RMSZ	# Z >5
16	2U	0.19	0/977	0.40	0/1301
17	1V	0.24	0/782	0.45	0/1049
17	2V	0.17	0/782	0.38	0/1049
18	1W	0.28	0/897	0.46	0/1205
18	2W	0.21	0/897	0.42	0/1205
19	1X	0.26	0/764	0.53	2/1025 (0.2%)
19	2X	0.19	0/764	0.48	2/1025 (0.2%)
20	1Y	0.23	0/819	0.47	0/1095
20	2Y	0.20	0/819	0.42	0/1095
21	1Z	0.22	0/1267	0.50	0/1717
21	2Z	0.21	0/1299	0.45	0/1763
22	10	0.27	0/612	0.47	0/816
22	20	0.22	0/612	0.45	0/816
23	11	0.27	0/762	0.45	0/1014
23	21	0.23	0/762	0.40	0/1014
24	12	0.23	0/590	0.45	0/781
24	22	0.19	0/590	0.38	0/781
25	13	0.25	0/474	0.47	0/635
25	23	0.20	0/469	0.42	0/630
26	14	0.24	0/565	0.59	2/761 (0.3%)
26	24	0.24	0/545	0.55	0/737
27	15	0.24	0/469	0.50	0/635
27	25	0.22	0/469	0.44	0/635
28	16	0.27	0/460	0.50	0/613
28	26	0.21	0/456	0.46	0/608
29	17	0.32	0/426	0.56	0/561
29	27	0.24	0/426	0.48	0/561
30	18	0.27	0/525	0.48	0/691
30	28	0.21	0/525	0.38	0/691
31	19	0.30	0/310	0.51	0/407
31	29	0.19	0/310	0.44	0/407
32	1a	0.20	0/35795	0.39	1/55864 (0.0%)
32	2a	0.20	1/35886 (0.0%)	0.38	3/56005 (0.0%)
33	1b	0.22	0/1881	0.51	0/2542
33	2b	0.23	0/1860	0.47	0/2518
34	1c	0.21	0/1572	0.46	2/2126 (0.1%)
34	2c	0.21	0/1566	0.43	0/2119
35	1d	0.20	0/1685	0.42	0/2262
35	2d	0.20	0/1704	0.44	0/2284
36	1e	0.20	0/1145	0.45	0/1543
36	2e	0.21	0/1149	0.45	0/1548
37	1f	0.18	0/823	0.42	0/1115
37	2f	0.18	0/829	0.40	0/1123

Mol	Chain	Bond lengths		Bond angles	
		RMSZ	# Z >5	RMSZ	# Z >5
38	1g	0.18	0/1250	0.43	0/1679
38	2g	0.21	0/1254	0.43	0/1683
39	1h	0.18	0/1108	0.40	0/1494
39	2h	0.18	0/1108	0.41	0/1494
40	1i	0.19	0/1002	0.44	0/1346
40	2i	0.21	0/997	0.45	0/1343
41	1j	0.25	0/722	0.47	0/982
41	2j	0.22	0/727	0.48	0/988
42	1k	0.19	0/844	0.41	0/1145
42	2k	0.18	0/848	0.40	0/1149
43	1l	0.20	0/937	0.45	0/1260
43	2l	0.19	0/937	0.44	0/1260
44	1m	0.21	0/929	0.50	0/1250
44	2m	0.22	0/917	0.45	0/1234
45	1n	0.19	0/501	0.48	0/664
45	2n	0.19	0/501	0.44	0/664
46	1o	0.19	0/739	0.38	0/985
46	2o	0.18	0/739	0.43	0/985
47	1p	0.19	0/697	0.44	0/939
47	2p	0.18	0/693	0.45	0/935
48	1q	0.20	0/836	0.41	0/1117
48	2q	0.17	0/836	0.40	0/1117
49	1r	0.20	0/560	0.41	0/746
49	2r	0.18	0/560	0.38	0/746
50	1s	0.22	0/667	0.52	0/900
50	2s	0.21	0/661	0.51	0/893
51	1t	0.20	0/730	0.43	0/965
51	2t	0.20	0/729	0.45	0/965
52	1u	0.22	0/203	0.43	0/266
52	2u	0.22	0/203	0.46	0/266
53	1v	0.25	0/310	0.44	0/480
53	2v	0.24	0/310	0.45	0/480
54	1w	0.22	0/1965	0.44	0/2648
54	2w	0.20	0/1983	0.39	0/2671
55	1x	0.23	0/1555	0.36	0/2419
55	2x	0.23	1/1555 (0.1%)	0.37	0/2419
56	1z	0.35	0/29	0.60	0/37
56	2z	0.30	0/24	0.51	0/30
All	All	0.24	2/313816 (0.0%)	0.43	15/468865 (0.0%)

Chiral center outliers are detected by calculating the chiral volume of a chiral center and verifying if the center is modelled as a planar moiety or with the opposite hand. A planarity outlier is detected by checking planarity of atoms in a peptide group, atoms in a mainchain group or atoms of a

sidechain that are expected to be planar.

Mol	Chain	#Chirality outliers	#Planarity outliers
11	1P	0	1
11	2P	0	1
21	1Z	0	2
26	14	0	1
33	1b	0	2
33	2b	0	2
All	All	0	9

All (2) bond length outliers are listed below:

Mol	Chain	Res	Type	Atoms	Z	Observed(Å)	Ideal(Å)
32	2a	527	G7M	O3'-P	5.13	1.61	1.56
55	2x	8	4SU	O3'-P	5.02	1.61	1.56

The worst 5 of 15 bond angle outliers are listed below:

Mol	Chain	Res	Type	Atoms	Z	Observed(°)	Ideal(°)
1	1A	1992	G	C2'-C3'-O3'	7.29	120.44	109.50
1	2A	1992	G	C2'-C3'-O3'	6.52	119.28	109.50
32	2a	1272	G	N1-C2-N2	-6.18	97.66	116.20
32	2a	1263	C	N1-C2-O2	5.99	136.85	118.90
34	1c	65	ALA	CA-C-N	5.83	132.46	121.97

There are no chirality outliers.

5 of 9 planarity outliers are listed below:

Mol	Chain	Res	Type	Group
26	14	52	THR	Peptide
11	1P	35	HIS	Peptide
21	1Z	136	PHE	Peptide
21	1Z	146	ILE	Peptide
33	1b	9	GLU	Peptide

5.2 Too-close contacts

In the following table, the Non-H and H(model) columns list the number of non-hydrogen atoms and hydrogen atoms in the chain respectively. The H(added) column lists the number of hydrogen atoms added and optimized by MolProbity. The Clashes column lists the number of clashes within the asymmetric unit, whereas Symm-Clashes lists symmetry-related clashes.

Mol	Chain	Non-H	H(model)	H(added)	Clashes	Symm-Clashes
1	1A	61852	0	31196	617	0
1	2A	60322	0	30426	647	0
2	1B	2577	0	1305	26	0
2	2B	2575	0	1303	26	0
3	1D	2136	0	2218	41	0
3	2D	2136	0	2218	49	0
4	1E	1559	0	1618	22	0
4	2E	1559	0	1618	21	0
5	1F	1584	0	1625	40	0
5	2F	1580	0	1619	46	0
6	1G	1423	0	1436	53	0
6	2G	1428	0	1438	47	0
7	1H	1330	0	1407	25	0
7	2H	1330	0	1407	40	0
8	1I	1097	0	1140	24	0
8	2I	1064	0	1082	37	0
9	1N	1117	0	1184	10	0
9	2N	1117	0	1184	19	0
10	1O	933	0	996	16	0
10	2O	933	0	996	18	0
11	1P	1135	0	1212	22	0
11	2P	1135	0	1212	24	0
12	1Q	1122	0	1179	12	0
12	2Q	1122	0	1179	24	0
13	1R	968	0	1033	14	0
13	2R	968	0	1033	16	0
14	1S	873	0	927	21	0
14	2S	870	0	923	20	0
15	1T	1091	0	1151	18	0
15	2T	1083	0	1136	30	0
16	1U	959	0	1019	12	0
16	2U	959	0	1019	19	0
17	1V	771	0	830	11	0
17	2V	771	0	830	11	0
18	1W	886	0	940	8	0
18	2W	886	0	940	12	0
19	1X	750	0	814	16	0
19	2X	750	0	814	12	0
20	1Y	806	0	881	17	0
20	2Y	806	0	881	20	0
21	1Z	1240	0	1240	29	0
21	2Z	1271	0	1273	43	0
22	10	604	0	619	15	0

Continued on next page...

Continued from previous page...

Mol	Chain	Non-H	H(model)	H(added)	Clashes	Symm-Clashes
22	20	604	0	619	7	0
23	11	755	0	826	15	0
23	21	755	0	826	18	0
24	12	588	0	643	8	0
24	22	588	0	643	13	0
25	13	469	0	518	5	0
25	23	464	0	514	12	0
26	14	552	0	533	29	0
26	24	532	0	503	27	0
27	15	455	0	465	4	0
27	25	455	0	465	4	0
28	16	453	0	473	6	0
28	26	449	0	469	6	0
29	17	418	0	467	9	0
29	27	418	0	467	9	0
30	18	517	0	582	13	0
30	28	517	0	582	14	0
31	19	307	0	335	5	0
31	29	307	0	335	8	0
32	1a	32246	0	16292	494	0
32	2a	32327	0	16338	500	0
33	1b	1846	0	1867	77	0
33	2b	1825	0	1828	59	0
34	1c	1548	0	1535	44	0
34	2c	1542	0	1517	57	0
35	1d	1655	0	1672	61	0
35	2d	1674	0	1714	42	0
36	1e	1129	0	1185	44	0
36	2e	1133	0	1191	50	0
37	1f	810	0	804	17	0
37	2f	816	0	808	24	0
38	1g	1231	0	1238	40	0
38	2g	1235	0	1249	37	0
39	1h	1088	0	1126	37	0
39	2h	1088	0	1126	28	0
40	1i	983	0	986	40	0
40	2i	978	0	966	41	0
41	1j	709	0	650	34	0
41	2j	714	0	672	32	0
42	1k	829	0	825	13	0
42	2k	833	0	836	30	0
43	1l	932	0	981	28	0

Continued on next page...

Continued from previous page...

Mol	Chain	Non-H	H(model)	H(added)	Clashes	Symm-Clashes
43	2l	932	0	981	19	0
44	1m	919	0	951	41	0
44	2m	907	0	934	49	0
45	1n	492	0	529	16	0
45	2n	492	0	529	24	0
46	1o	728	0	760	14	0
46	2o	728	0	760	17	0
47	1p	681	0	697	35	0
47	2p	677	0	686	15	0
48	1q	823	0	891	23	0
48	2q	823	0	891	10	0
49	1r	555	0	618	8	0
49	2r	555	0	618	15	0
50	1s	652	0	662	36	0
50	2s	646	0	644	37	0
51	1t	728	0	798	27	0
51	2t	727	0	796	25	0
52	1u	199	0	208	6	0
52	2u	199	0	208	8	0
53	1v	277	0	140	4	0
53	2v	277	0	140	3	0
54	1w	1937	0	1919	45	0
54	2w	1955	0	1927	50	0
55	1x	1577	0	801	14	0
55	2x	1577	0	801	11	0
56	1z	30	0	32	1	0
56	2z	25	0	27	0	0
57	10	8	0	0	0	0
57	11	4	0	0	0	0
57	12	2	0	0	0	0
57	13	4	0	0	0	0
57	15	8	0	0	0	0
57	16	1	0	0	0	0
57	17	6	0	0	0	0
57	18	4	0	0	0	0
57	19	1	0	0	0	0
57	1A	1088	0	0	0	0
57	1B	36	0	0	0	0
57	1D	13	0	0	0	0
57	1E	15	0	0	0	0
57	1F	15	0	0	0	0
57	1G	4	0	0	0	0

Continued on next page...

Continued from previous page...

Mol	Chain	Non-H	H(model)	H(added)	Clashes	Symm-Clashes
57	1I	1	0	0	0	0
57	1N	6	0	0	0	0
57	1O	4	0	0	0	0
57	1P	4	0	0	0	0
57	1Q	8	0	0	0	0
57	1R	5	0	0	0	0
57	1S	3	0	0	0	0
57	1T	2	0	0	0	0
57	1U	10	0	0	0	0
57	1V	6	0	0	0	0
57	1W	6	0	0	0	0
57	1X	5	0	0	0	0
57	1Y	4	0	0	0	0
57	1Z	2	0	0	0	0
57	1a	223	0	0	0	0
57	1b	1	0	0	0	0
57	1d	1	0	0	0	0
57	1e	3	0	0	0	0
57	1f	1	0	0	0	0
57	1l	2	0	0	0	0
57	1m	1	0	0	0	0
57	1n	1	0	0	0	0
57	1p	1	0	0	0	0
57	1r	1	0	0	0	0
57	1t	1	0	0	0	0
57	1v	1	0	0	0	0
57	1w	2	0	0	0	0
57	1x	13	0	0	0	0
57	20	2	0	0	0	0
57	21	1	0	0	0	0
57	23	3	0	0	0	0
57	25	7	0	0	0	0
57	26	1	0	0	0	0
57	27	2	0	0	0	0
57	28	4	0	0	0	0
57	29	1	0	0	0	0
57	2A	853	0	0	0	0
57	2B	22	0	0	0	0
57	2D	9	0	0	0	0
57	2E	9	0	0	0	0
57	2F	9	0	0	0	0
57	2G	1	0	0	0	0

Continued on next page...

Continued from previous page...

Mol	Chain	Non-H	H(model)	H(added)	Clashes	Symm-Clashes
57	2N	1	0	0	0	0
57	2O	2	0	0	0	0
57	2P	1	0	0	0	0
57	2Q	4	0	0	0	0
57	2R	2	0	0	0	0
57	2T	3	0	0	0	0
57	2U	2	0	0	0	0
57	2V	2	0	0	0	0
57	2W	2	0	0	0	0
57	2X	2	0	0	0	0
57	2Z	1	0	0	0	0
57	2a	176	0	0	0	0
57	2d	2	0	0	0	0
57	2e	1	0	0	0	0
57	2f	3	0	0	0	0
57	2g	1	0	0	0	0
57	2i	1	0	0	0	0
57	2j	1	0	0	0	0
57	2k	1	0	0	0	0
57	2l	2	0	0	0	0
57	2q	3	0	0	0	0
57	2t	1	0	0	0	0
57	2v	2	0	0	0	0
57	2w	1	0	0	0	0
57	2x	10	0	0	0	0
58	1A	1	0	0	0	0
59	14	1	0	0	0	0
59	15	1	0	0	0	0
59	16	1	0	0	0	0
59	19	1	0	0	0	0
59	1Y	1	0	0	0	0
59	1n	1	0	0	0	0
59	24	1	0	0	0	0
59	25	1	0	0	0	0
59	26	1	0	0	0	0
59	29	1	0	0	0	0
59	2Y	1	0	0	0	0
59	2n	1	0	0	0	0
60	1d	8	0	0	0	0
60	2d	8	0	0	0	0
61	10	9	0	0	0	0
61	11	10	0	0	0	0

Continued on next page...

Continued from previous page...

Mol	Chain	Non-H	H(model)	H(added)	Clashes	Symm-Clashes
61	12	3	0	0	0	0
61	13	4	0	0	0	0
61	15	5	0	0	0	0
61	16	1	0	0	0	0
61	17	6	0	0	0	0
61	18	10	0	0	0	0
61	1A	2032	0	0	76	0
61	1B	62	0	0	0	0
61	1D	24	0	0	1	0
61	1E	31	0	0	4	0
61	1F	15	0	0	0	0
61	1G	7	0	0	2	0
61	1H	2	0	0	0	0
61	1I	1	0	0	0	0
61	1N	5	0	0	0	0
61	1O	7	0	0	0	0
61	1P	20	0	0	1	0
61	1Q	7	0	0	0	0
61	1R	15	0	0	2	0
61	1S	4	0	0	0	0
61	1T	9	0	0	0	0
61	1U	13	0	0	1	0
61	1V	9	0	0	0	0
61	1W	11	0	0	0	0
61	1X	4	0	0	0	0
61	1Y	2	0	0	0	0
61	1Z	1	0	0	0	0
61	1a	289	0	0	25	0
61	1d	1	0	0	0	0
61	1j	1	0	0	0	0
61	1l	4	0	0	0	0
61	1q	2	0	0	0	0
61	1v	5	0	0	0	0
61	1w	5	0	0	1	0
61	1x	24	0	0	3	0
61	20	2	0	0	0	0
61	21	7	0	0	1	0
61	22	1	0	0	0	0
61	23	2	0	0	0	0
61	25	1	0	0	0	0
61	27	3	0	0	0	0
61	28	2	0	0	1	0

Continued on next page...

Continued from previous page...

Mol	Chain	Non-H	H(model)	H(added)	Clashes	Symm-Clashes
61	29	1	0	0	0	0
61	2A	1200	0	0	76	0
61	2B	20	0	0	1	0
61	2D	23	0	0	1	0
61	2E	12	0	0	0	0
61	2F	15	0	0	1	0
61	2I	2	0	0	0	0
61	2O	3	0	0	0	0
61	2P	14	0	0	0	0
61	2Q	1	0	0	0	0
61	2R	3	0	0	2	0
61	2T	4	0	0	0	0
61	2U	3	0	0	0	0
61	2W	2	0	0	0	0
61	2X	3	0	0	0	0
61	2Z	1	0	0	0	0
61	2a	152	0	0	9	0
61	2e	2	0	0	0	0
61	2j	1	0	0	0	0
61	2l	5	0	0	1	0
61	2o	1	0	0	0	0
61	2q	2	0	0	0	0
61	2t	1	0	0	0	0
61	2v	1	0	0	0	0
61	2w	3	0	0	0	0
61	2x	28	0	0	3	0
61	2z	1	0	0	0	0
All	All	297259	0	197120	4158	0

The all-atom clashscore is defined as the number of clashes found per 1000 atoms (including hydrogen atoms). The all-atom clashscore for this structure is 9.

The worst 5 of 4158 close contacts within the same asymmetric unit are listed below, sorted by their clash magnitude.

Atom-1	Atom-2	Interatomic distance (Å)	Clash overlap (Å)
1:1A:1082:U:H3	1:1A:1086:A:N6	1.33	1.26
32:1a:1035:A:H2'	32:1a:1036:G:H21	1.21	1.04
1:1A:1082:U:O4	1:1A:1086:A:N1	1.95	0.99
1:2A:2589:A:OP1	61:2A:3903:HOH:O	1.83	0.94
10:2O:48:PRO:HB3	32:2a:1422:G:H5''	1.50	0.94

There are no symmetry-related clashes.

5.3 Torsion angles

5.3.1 Protein backbone

In the following table, the Percentiles column shows the percent Ramachandran outliers of the chain as a percentile score with respect to all X-ray entries followed by that with respect to entries of similar resolution.

The Analysed column shows the number of residues for which the backbone conformation was analysed, and the total number of residues.

Mol	Chain	Analysed	Favoured	Allowed	Outliers	Percentiles	
3	1D	273/276 (99%)	262 (96%)	11 (4%)	0	100	100
3	2D	273/276 (99%)	257 (94%)	15 (6%)	1 (0%)	30	40
4	1E	202/206 (98%)	192 (95%)	9 (4%)	1 (0%)	25	34
4	2E	202/206 (98%)	191 (95%)	10 (5%)	1 (0%)	25	34
5	1F	201/210 (96%)	194 (96%)	6 (3%)	1 (0%)	25	34
5	2F	201/210 (96%)	187 (93%)	11 (6%)	3 (2%)	8	11
6	1G	179/182 (98%)	167 (93%)	10 (6%)	2 (1%)	12	15
6	2G	179/182 (98%)	154 (86%)	21 (12%)	4 (2%)	5	5
7	1H	172/180 (96%)	162 (94%)	10 (6%)	0	100	100
7	2H	172/180 (96%)	157 (91%)	13 (8%)	2 (1%)	11	14
8	1I	144/148 (97%)	129 (90%)	14 (10%)	1 (1%)	19	26
8	2I	144/148 (97%)	125 (87%)	17 (12%)	2 (1%)	9	12
9	1N	138/140 (99%)	136 (99%)	2 (1%)	0	100	100
9	2N	138/140 (99%)	133 (96%)	5 (4%)	0	100	100
10	1O	120/122 (98%)	112 (93%)	8 (7%)	0	100	100
10	2O	120/122 (98%)	112 (93%)	7 (6%)	1 (1%)	16	23
11	1P	147/150 (98%)	141 (96%)	4 (3%)	2 (1%)	9	12
11	2P	147/150 (98%)	136 (92%)	9 (6%)	2 (1%)	9	12
12	1Q	139/141 (99%)	130 (94%)	8 (6%)	1 (1%)	19	26
12	2Q	139/141 (99%)	131 (94%)	5 (4%)	3 (2%)	5	5
13	1R	116/118 (98%)	114 (98%)	2 (2%)	0	100	100
13	2R	116/118 (98%)	113 (97%)	3 (3%)	0	100	100

Continued on next page...

Continued from previous page...

Mol	Chain	Analysed	Favoured	Allowed	Outliers	Percentiles	
14	1S	108/112 (96%)	103 (95%)	5 (5%)	0	100	100
14	2S	108/112 (96%)	101 (94%)	7 (6%)	0	100	100
15	1T	129/146 (88%)	122 (95%)	7 (5%)	0	100	100
15	2T	129/146 (88%)	122 (95%)	7 (5%)	0	100	100
16	1U	114/118 (97%)	113 (99%)	1 (1%)	0	100	100
16	2U	114/118 (97%)	113 (99%)	1 (1%)	0	100	100
17	1V	99/101 (98%)	95 (96%)	2 (2%)	2 (2%)	6	6
17	2V	99/101 (98%)	92 (93%)	6 (6%)	1 (1%)	13	18
18	1W	110/113 (97%)	107 (97%)	3 (3%)	0	100	100
18	2W	110/113 (97%)	103 (94%)	7 (6%)	0	100	100
19	1X	93/96 (97%)	91 (98%)	2 (2%)	0	100	100
19	2X	93/96 (97%)	91 (98%)	2 (2%)	0	100	100
20	1Y	105/110 (96%)	99 (94%)	6 (6%)	0	100	100
20	2Y	105/110 (96%)	96 (91%)	7 (7%)	2 (2%)	6	7
21	1Z	148/206 (72%)	132 (89%)	13 (9%)	3 (2%)	6	6
21	2Z	156/206 (76%)	140 (90%)	14 (9%)	2 (1%)	10	13
22	10	74/85 (87%)	71 (96%)	3 (4%)	0	100	100
22	20	74/85 (87%)	72 (97%)	2 (3%)	0	100	100
23	11	95/98 (97%)	91 (96%)	2 (2%)	2 (2%)	5	6
23	21	95/98 (97%)	91 (96%)	4 (4%)	0	100	100
24	12	68/72 (94%)	67 (98%)	1 (2%)	0	100	100
24	22	68/72 (94%)	65 (96%)	3 (4%)	0	100	100
25	13	57/60 (95%)	56 (98%)	1 (2%)	0	100	100
25	23	57/60 (95%)	55 (96%)	2 (4%)	0	100	100
26	14	67/71 (94%)	54 (81%)	11 (16%)	2 (3%)	3	2
26	24	67/71 (94%)	52 (78%)	8 (12%)	7 (10%)	0	0
27	15	57/60 (95%)	55 (96%)	2 (4%)	0	100	100
27	25	57/60 (95%)	54 (95%)	3 (5%)	0	100	100
28	16	51/54 (94%)	49 (96%)	2 (4%)	0	100	100
28	26	51/54 (94%)	51 (100%)	0	0	100	100
29	17	46/49 (94%)	46 (100%)	0	0	100	100

Continued on next page...

Continued from previous page...

Mol	Chain	Analysed	Favoured	Allowed	Outliers	Percentiles	
29	27	46/49 (94%)	45 (98%)	1 (2%)	0	100	100
30	18	62/65 (95%)	62 (100%)	0	0	100	100
30	28	62/65 (95%)	62 (100%)	0	0	100	100
31	19	35/37 (95%)	35 (100%)	0	0	100	100
31	29	35/37 (95%)	35 (100%)	0	0	100	100
33	1b	229/256 (90%)	197 (86%)	25 (11%)	7 (3%)	3	2
33	2b	229/256 (90%)	199 (87%)	24 (10%)	6 (3%)	4	3
34	1c	204/239 (85%)	174 (85%)	28 (14%)	2 (1%)	13	18
34	2c	204/239 (85%)	178 (87%)	23 (11%)	3 (2%)	8	11
35	1d	206/209 (99%)	184 (89%)	22 (11%)	0	100	100
35	2d	206/209 (99%)	190 (92%)	16 (8%)	0	100	100
36	1e	146/162 (90%)	133 (91%)	11 (8%)	2 (1%)	9	12
36	2e	146/162 (90%)	131 (90%)	12 (8%)	3 (2%)	5	6
37	1f	98/101 (97%)	95 (97%)	3 (3%)	0	100	100
37	2f	98/101 (97%)	93 (95%)	4 (4%)	1 (1%)	13	18
38	1g	153/156 (98%)	138 (90%)	13 (8%)	2 (1%)	10	13
38	2g	153/156 (98%)	134 (88%)	17 (11%)	2 (1%)	10	13
39	1h	135/138 (98%)	130 (96%)	5 (4%)	0	100	100
39	2h	135/138 (98%)	130 (96%)	5 (4%)	0	100	100
40	1i	125/128 (98%)	107 (86%)	16 (13%)	2 (2%)	8	10
40	2i	125/128 (98%)	108 (86%)	15 (12%)	2 (2%)	8	10
41	1j	95/105 (90%)	78 (82%)	11 (12%)	6 (6%)	1	0
41	2j	94/105 (90%)	81 (86%)	11 (12%)	2 (2%)	5	6
42	1k	112/129 (87%)	99 (88%)	12 (11%)	1 (1%)	14	21
42	2k	112/129 (87%)	98 (88%)	12 (11%)	2 (2%)	7	8
43	1l	119/132 (90%)	111 (93%)	7 (6%)	1 (1%)	16	23
43	2l	119/132 (90%)	117 (98%)	2 (2%)	0	100	100
44	1m	116/126 (92%)	104 (90%)	10 (9%)	2 (2%)	7	9
44	2m	114/126 (90%)	100 (88%)	13 (11%)	1 (1%)	14	21
45	1n	58/61 (95%)	54 (93%)	3 (5%)	1 (2%)	7	9
45	2n	58/61 (95%)	55 (95%)	3 (5%)	0	100	100

Continued on next page...

Continued from previous page...

Mol	Chain	Analysed	Favoured	Allowed	Outliers	Percentiles	
46	1o	86/89 (97%)	83 (96%)	3 (4%)	0	100	100
46	2o	86/89 (97%)	84 (98%)	2 (2%)	0	100	100
47	1p	80/88 (91%)	66 (82%)	14 (18%)	0	100	100
47	2p	80/88 (91%)	72 (90%)	8 (10%)	0	100	100
48	1q	97/105 (92%)	88 (91%)	9 (9%)	0	100	100
48	2q	97/105 (92%)	90 (93%)	7 (7%)	0	100	100
49	1r	66/88 (75%)	60 (91%)	6 (9%)	0	100	100
49	2r	66/88 (75%)	63 (96%)	2 (3%)	1 (2%)	8	11
50	1s	81/93 (87%)	70 (86%)	11 (14%)	0	100	100
50	2s	81/93 (87%)	73 (90%)	5 (6%)	3 (4%)	2	1
51	1t	94/106 (89%)	86 (92%)	6 (6%)	2 (2%)	5	6
51	2t	94/106 (89%)	88 (94%)	5 (5%)	1 (1%)	12	15
52	1u	21/27 (78%)	19 (90%)	2 (10%)	0	100	100
52	2u	21/27 (78%)	16 (76%)	5 (24%)	0	100	100
54	1w	247/354 (70%)	238 (96%)	6 (2%)	3 (1%)	11	14
54	2w	251/354 (71%)	234 (93%)	16 (6%)	1 (0%)	30	40
56	1z	3/7 (43%)	3 (100%)	0	0	100	100
56	2z	2/7 (29%)	2 (100%)	0	0	100	100
All	All	11848/12850 (92%)	10976 (93%)	765 (6%)	107 (1%)	14	21

5 of 107 Ramachandran outliers are listed below:

Mol	Chain	Res	Type
5	1F	130	ALA
23	11	3	LYS
26	14	55	ARG
33	1b	10	LEU
33	1b	17	PHE

5.3.2 Protein sidechains ⓘ

In the following table, the Percentiles column shows the percent sidechain outliers of the chain as a percentile score with respect to all X-ray entries followed by that with respect to entries of similar resolution.

The Analysed column shows the number of residues for which the sidechain conformation was

analysed, and the total number of residues.

Mol	Chain	Analysed	Rotameric	Outliers	Percentiles	
3	1D	215/218 (99%)	205 (95%)	10 (5%)	22	32
3	2D	215/218 (99%)	200 (93%)	15 (7%)	12	16
4	1E	164/166 (99%)	153 (93%)	11 (7%)	13	17
4	2E	164/166 (99%)	155 (94%)	9 (6%)	18	25
5	1F	160/166 (96%)	147 (92%)	13 (8%)	9	12
5	2F	159/166 (96%)	140 (88%)	19 (12%)	4	4
6	1G	143/156 (92%)	134 (94%)	9 (6%)	15	19
6	2G	143/156 (92%)	122 (85%)	21 (15%)	2	2
7	1H	144/148 (97%)	136 (94%)	8 (6%)	17	24
7	2H	144/148 (97%)	131 (91%)	13 (9%)	8	9
8	1I	113/124 (91%)	97 (86%)	16 (14%)	2	2
8	2I	105/124 (85%)	88 (84%)	17 (16%)	2	1
9	1N	118/119 (99%)	109 (92%)	9 (8%)	11	14
9	2N	118/119 (99%)	110 (93%)	8 (7%)	13	17
10	1O	100/100 (100%)	96 (96%)	4 (4%)	27	40
10	2O	100/100 (100%)	96 (96%)	4 (4%)	27	40
11	1P	115/116 (99%)	109 (95%)	6 (5%)	19	27
11	2P	115/116 (99%)	110 (96%)	5 (4%)	25	36
12	1Q	111/111 (100%)	108 (97%)	3 (3%)	40	57
12	2Q	111/111 (100%)	106 (96%)	5 (4%)	23	34
13	1R	101/101 (100%)	99 (98%)	2 (2%)	50	69
13	2R	101/101 (100%)	99 (98%)	2 (2%)	50	69
14	1S	86/88 (98%)	79 (92%)	7 (8%)	9	12
14	2S	85/88 (97%)	73 (86%)	12 (14%)	3	2
15	1T	115/127 (91%)	107 (93%)	8 (7%)	12	16
15	2T	113/127 (89%)	102 (90%)	11 (10%)	6	7
16	1U	93/94 (99%)	90 (97%)	3 (3%)	34	49
16	2U	93/94 (99%)	88 (95%)	5 (5%)	18	25
17	1V	80/82 (98%)	78 (98%)	2 (2%)	42	60
17	2V	80/82 (98%)	73 (91%)	7 (9%)	8	10
18	1W	90/92 (98%)	88 (98%)	2 (2%)	47	65

Continued on next page...

Continued from previous page...

Mol	Chain	Analysed	Rotameric	Outliers	Percentiles	
18	2W	90/92 (98%)	86 (96%)	4 (4%)	24	35
19	1X	77/78 (99%)	73 (95%)	4 (5%)	19	27
19	2X	77/78 (99%)	74 (96%)	3 (4%)	27	41
20	1Y	85/91 (93%)	76 (89%)	9 (11%)	5	6
20	2Y	85/91 (93%)	76 (89%)	9 (11%)	5	6
21	1Z	135/179 (75%)	123 (91%)	12 (9%)	8	9
21	2Z	137/179 (76%)	119 (87%)	18 (13%)	3	2
22	10	61/67 (91%)	59 (97%)	2 (3%)	33	48
22	20	61/67 (91%)	60 (98%)	1 (2%)	58	75
23	11	80/83 (96%)	77 (96%)	3 (4%)	28	41
23	21	80/83 (96%)	73 (91%)	7 (9%)	8	10
24	12	65/67 (97%)	61 (94%)	4 (6%)	15	20
24	22	65/67 (97%)	61 (94%)	4 (6%)	15	20
25	13	51/52 (98%)	47 (92%)	4 (8%)	10	13
25	23	50/52 (96%)	47 (94%)	3 (6%)	16	21
26	14	59/63 (94%)	49 (83%)	10 (17%)	1	1
26	24	53/63 (84%)	47 (89%)	6 (11%)	4	5
27	15	50/52 (96%)	47 (94%)	3 (6%)	16	21
27	25	50/52 (96%)	47 (94%)	3 (6%)	16	21
28	16	51/52 (98%)	46 (90%)	5 (10%)	6	7
28	26	50/52 (96%)	45 (90%)	5 (10%)	6	7
29	17	41/42 (98%)	38 (93%)	3 (7%)	11	15
29	27	41/42 (98%)	37 (90%)	4 (10%)	6	7
30	18	54/55 (98%)	51 (94%)	3 (6%)	17	24
30	28	54/55 (98%)	51 (94%)	3 (6%)	17	24
31	19	34/34 (100%)	33 (97%)	1 (3%)	37	54
31	29	34/34 (100%)	33 (97%)	1 (3%)	37	54
33	1b	192/220 (87%)	161 (84%)	31 (16%)	2	1
33	2b	187/220 (85%)	159 (85%)	28 (15%)	2	2
34	1c	142/188 (76%)	129 (91%)	13 (9%)	7	9
34	2c	140/188 (74%)	128 (91%)	12 (9%)	8	10

Continued on next page...

Continued from previous page...

Mol	Chain	Analysed	Rotameric	Outliers	Percentiles	
35	1d	169/181 (93%)	155 (92%)	14 (8%)	9	12
35	2d	173/181 (96%)	155 (90%)	18 (10%)	5	6
36	1e	113/123 (92%)	101 (89%)	12 (11%)	5	6
36	2e	114/123 (93%)	102 (90%)	12 (10%)	5	6
37	1f	84/90 (93%)	77 (92%)	7 (8%)	9	12
37	2f	85/90 (94%)	81 (95%)	4 (5%)	22	32
38	1g	119/127 (94%)	100 (84%)	19 (16%)	2	1
38	2g	120/127 (94%)	109 (91%)	11 (9%)	7	9
39	1h	114/119 (96%)	106 (93%)	8 (7%)	12	16
39	2h	114/119 (96%)	104 (91%)	10 (9%)	8	10
40	1i	90/99 (91%)	76 (84%)	14 (16%)	2	1
40	2i	89/99 (90%)	71 (80%)	18 (20%)	1	1
41	1j	66/92 (72%)	56 (85%)	10 (15%)	2	2
41	2j	69/92 (75%)	61 (88%)	8 (12%)	4	4
42	1k	82/99 (83%)	76 (93%)	6 (7%)	11	15
42	2k	83/99 (84%)	76 (92%)	7 (8%)	9	11
43	1l	96/108 (89%)	88 (92%)	8 (8%)	9	12
43	2l	96/108 (89%)	91 (95%)	5 (5%)	19	27
44	1m	89/101 (88%)	72 (81%)	17 (19%)	1	1
44	2m	88/101 (87%)	78 (89%)	10 (11%)	4	4
45	1n	49/50 (98%)	42 (86%)	7 (14%)	2	2
45	2n	49/50 (98%)	44 (90%)	5 (10%)	6	6
46	1o	78/80 (98%)	70 (90%)	8 (10%)	6	6
46	2o	78/80 (98%)	73 (94%)	5 (6%)	14	19
47	1p	69/74 (93%)	62 (90%)	7 (10%)	6	7
47	2p	68/74 (92%)	57 (84%)	11 (16%)	2	1
48	1q	94/97 (97%)	90 (96%)	4 (4%)	25	36
48	2q	94/97 (97%)	93 (99%)	1 (1%)	70	82
49	1r	59/77 (77%)	57 (97%)	2 (3%)	32	47
49	2r	59/77 (77%)	57 (97%)	2 (3%)	32	47
50	1s	69/80 (86%)	56 (81%)	13 (19%)	1	1

Continued on next page...

Continued from previous page...

Mol	Chain	Analysed	Rotameric	Outliers	Percentiles	
50	2s	67/80 (84%)	62 (92%)	5 (8%)	11	15
51	1t	70/82 (85%)	66 (94%)	4 (6%)	17	23
51	2t	70/82 (85%)	66 (94%)	4 (6%)	17	23
52	1u	18/22 (82%)	17 (94%)	1 (6%)	17	24
52	2u	18/22 (82%)	18 (100%)	0	100	100
54	1w	204/299 (68%)	186 (91%)	18 (9%)	8	10
54	2w	204/299 (68%)	185 (91%)	19 (9%)	7	8
56	1z	2/3 (67%)	2 (100%)	0	100	100
56	2z	2/3 (67%)	2 (100%)	0	100	100
All	All	9699/10668 (91%)	8881 (92%)	818 (8%)	9	11

5 of 818 residues with a non-rotameric sidechain are listed below:

Mol	Chain	Res	Type
7	2H	13	LYS
21	2Z	70	LEU
54	2w	102	MET
8	2I	20	ASP
6	2G	175	LEU

Sometimes sidechains can be flipped to improve hydrogen bonding and reduce clashes. 5 of 143 such sidechains are listed below:

Mol	Chain	Res	Type
36	2e	65	ASN
38	2g	153	HIS
44	2m	106	ASN
38	1g	28	ASN
38	1g	13	GLN

5.3.3 RNA ⓘ

Mol	Chain	Analysed	Backbone Outliers	Pucker Outliers
1	1A	2864/2915 (98%)	438 (15%)	31 (1%)
1	2A	2791/2915 (95%)	437 (15%)	26 (0%)
2	1B	119/121 (98%)	12 (10%)	0
2	2B	118/121 (97%)	19 (16%)	0
32	1a	1497/1521 (98%)	295 (19%)	0

Continued on next page...

Continued from previous page...

Mol	Chain	Analysed	Backbone Outliers	Pucker Outliers
32	2a	1501/1521 (98%)	299 (19%)	0
53	1v	10/24 (41%)	2 (20%)	0
53	2v	10/24 (41%)	3 (30%)	0
55	1x	72/74 (97%)	9 (12%)	0
55	2x	72/74 (97%)	8 (11%)	0
All	All	9054/9310 (97%)	1522 (16%)	57 (0%)

5 of 1522 RNA backbone outliers are listed below:

Mol	Chain	Res	Type
1	1A	12	U
1	1A	15	G
1	1A	34	C
1	1A	36	G
1	1A	45	C

5 of 57 RNA pucker outliers are listed below:

Mol	Chain	Res	Type
1	1A	2601	C
1	2A	2430	A
1	2A	528	A
1	2A	2406	U
1	2A	1653	G

5.4 Non-standard residues in protein, DNA, RNA chains ⓘ

66 non-standard protein/DNA/RNA residues are modelled in this entry.

In the following table, the Counts columns list the number of bonds (or angles) for which Mogul statistics could be retrieved, the number of bonds (or angles) that are observed in the model and the number of bonds (or angles) that are defined in the Chemical Component Dictionary. The Link column lists molecule types, if any, to which the group is linked. The Z score for a bond length (or angle) is the number of standard deviations the observed value is removed from the expected value. A bond length (or angle) with $|Z| > 2$ is considered an outlier worth inspection. RMSZ is the root-mean-square of all Z scores of the bond lengths (or angles).

Mol	Type	Chain	Res	Link	Bond lengths			Bond angles		
					Counts	RMSZ	# Z > 2	Counts	RMSZ	# Z > 2
32	G7M	1a	527	57,32	20,26,27	1.19	2 (10%)	16,39,42	0.58	0
55	PSU	2x	39	55	18,21,22	1.46	3 (16%)	21,30,33	1.64	3 (14%)
32	5MC	2a	967	32	19,22,23	1.74	3 (15%)	26,32,35	1.18	3 (11%)

Mol	Type	Chain	Res	Link	Bond lengths			Bond angles		
					Counts	RMSZ	# Z > 2	Counts	RMSZ	# Z > 2
32	UR3	1a	1498	32	19,22,23	1.04	1 (5%)	26,32,35	1.75	5 (19%)
1	2MA	2A	2503	57,1	18,25,26	0.74	0	20,37,40	1.98	4 (20%)
32	G7M	2a	527	57,32	20,26,27	1.16	2 (10%)	16,39,42	0.59	0
1	5MC	1A	1962	57,1	19,22,23	2.01	3 (15%)	26,32,35	1.18	3 (11%)
55	H2U	2x	20	55	18,21,22	0.90	1 (5%)	19,30,33	1.04	1 (5%)
32	5MC	2a	1400	32	19,22,23	1.73	3 (15%)	26,32,35	1.22	2 (7%)
32	M2G	1a	966	32	20,27,28	1.35	3 (15%)	19,40,43	1.06	2 (10%)
55	4SU	2x	8	55	18,21,22	1.81	5 (27%)	25,30,33	2.07	5 (20%)
1	PSU	2A	1911	1	18,21,22	1.40	3 (16%)	21,30,33	2.14	4 (19%)
55	5MU	1x	54	57,55	19,22,23	1.44	5 (26%)	27,32,35	1.78	5 (18%)
55	H2U	1x	21	55	18,21,22	1.04	2 (11%)	19,30,33	1.73	3 (15%)
1	PSU	2A	2605	1	18,21,22	1.41	3 (16%)	21,30,33	2.08	5 (23%)
1	PSU	1A	2605	57,1	18,21,22	1.37	2 (11%)	21,30,33	2.15	4 (19%)
1	PSU	1A	1911	1	18,21,22	1.38	2 (11%)	21,30,33	1.91	4 (19%)
32	5MC	1a	1407	32	19,22,23	1.73	3 (15%)	26,32,35	1.12	4 (15%)
1	PSU	2A	1917	1	18,21,22	1.38	2 (11%)	21,30,33	2.09	4 (19%)
1	OMG	2A	2251	57,1,55	19,26,27	0.88	1 (5%)	21,38,41	1.09	1 (4%)
55	5MU	2x	54	55	19,22,23	1.43	5 (26%)	27,32,35	1.83	6 (22%)
1	OMC	2A	1920	1	19,22,23	0.80	0	25,31,34	0.86	0
32	5MC	2a	1407	57,32	19,22,23	1.61	2 (10%)	26,32,35	1.23	3 (11%)
32	4OC	1a	1402	57,32	20,23,24	0.73	0	25,32,35	1.07	1 (4%)
1	5MU	1A	1915	1	19,22,23	1.39	6 (31%)	27,32,35	2.22	6 (22%)
1	5MU	2A	1939	1	19,22,23	1.48	5 (26%)	27,32,35	2.23	6 (22%)
1	OMU	1A	2552	57,1	19,22,23	1.16	1 (5%)	25,31,34	1.90	6 (24%)
1	OMU	2A	2552	57,1	19,22,23	1.18	2 (10%)	25,31,34	1.74	5 (20%)
43	0TD	2l	92	43	8,9,10	4.62	1 (12%)	6,11,13	4.83	3 (50%)
55	MIA	1x	37	55	17,24,32	0.91	1 (5%)	16,35,47	1.62	3 (18%)
1	PSU	1A	1917	1	18,21,22	1.40	3 (16%)	21,30,33	2.12	5 (23%)
32	PSU	1a	516	57,32	18,21,22	1.37	2 (11%)	21,30,33	2.17	4 (19%)
32	2MG	1a	1207	32	18,26,27	0.92	1 (5%)	16,38,41	1.22	1 (6%)
32	5MC	2a	1404	32	19,22,23	1.74	3 (15%)	26,32,35	1.12	2 (7%)
32	PSU	2a	516	57,32	18,21,22	1.35	3 (16%)	21,30,33	1.98	5 (23%)
32	4OC	2a	1402	57,32	20,23,24	0.78	0	25,32,35	1.11	3 (12%)
32	5MC	1a	967	32	19,22,23	1.62	2 (10%)	26,32,35	1.10	2 (7%)
32	5MC	1a	1400	32	19,22,23	1.83	3 (15%)	26,32,35	1.19	3 (11%)

Mol	Type	Chain	Res	Link	Bond lengths			Bond angles		
					Counts	RMSZ	# Z > 2	Counts	RMSZ	# Z > 2
32	5MC	1a	1404	32	19,22,23	1.86	3 (15%)	26,32,35	1.18	4 (15%)
1	2MA	1A	2503	57,1	18,25,26	0.69	0	20,37,40	2.05	3 (15%)
1	5MC	2A	1962	1	19,22,23	1.52	3 (15%)	26,32,35	1.15	2 (7%)
55	8AN	2x	76	57,55,56	17,24,25	1.08	2 (11%)	13,35,38	2.76	2 (15%)
55	PSU	2x	32	55	18,21,22	1.32	2 (11%)	21,30,33	2.07	3 (14%)
32	UR3	2a	1498	32	19,22,23	1.02	2 (10%)	26,32,35	1.69	3 (11%)
1	5MU	1A	1939	1	19,22,23	1.52	4 (21%)	27,32,35	2.22	6 (22%)
55	PSU	1x	39	55	18,21,22	1.55	3 (16%)	21,30,33	1.74	3 (14%)
55	PSU	1x	55	55	18,21,22	1.32	2 (11%)	21,30,33	2.16	4 (19%)
55	8AN	1x	76	57,55,56	17,24,25	1.05	2 (11%)	13,35,38	2.76	2 (15%)
55	PSU	1x	32	55	18,21,22	1.33	2 (11%)	21,30,33	2.02	4 (19%)
32	M2G	2a	966	32	20,27,28	1.43	3 (15%)	19,40,43	1.05	1 (5%)
1	5MU	2A	1915	57,1	19,22,23	1.49	4 (21%)	27,32,35	2.04	5 (18%)
32	MA6	2a	1519	32	19,26,27	1.00	2 (10%)	18,38,41	2.03	3 (16%)
55	MIA	2x	37	55	17,24,32	0.99	1 (5%)	16,35,47	1.51	2 (12%)
55	H2U	2x	21	55	18,21,22	0.85	2 (11%)	19,30,33	0.85	1 (5%)
32	MA6	1a	1519	32	19,26,27	1.01	1 (5%)	18,38,41	1.91	3 (16%)
1	5MC	2A	1942	1	19,22,23	1.56	3 (15%)	26,32,35	1.18	2 (7%)
32	MA6	1a	1518	32	19,26,27	1.03	2 (10%)	18,38,41	2.09	3 (16%)
55	4SU	1x	8	55	18,21,22	2.07	4 (22%)	25,30,33	1.94	4 (16%)
1	5MC	1A	1942	57,1	19,22,23	1.56	3 (15%)	26,32,35	1.25	4 (15%)
1	OMG	1A	2251	57,1,55	19,26,27	0.93	1 (5%)	21,38,41	1.14	3 (14%)
55	H2U	1x	20	55	18,21,22	0.93	2 (11%)	19,30,33	1.03	2 (10%)
43	0TD	1l	92	43	8,9,10	4.53	2 (25%)	6,11,13	8.06	2 (33%)
32	2MG	2a	1207	32	18,26,27	0.93	1 (5%)	16,38,41	1.23	1 (6%)
32	MA6	2a	1518	32	19,26,27	1.02	2 (10%)	18,38,41	1.76	3 (16%)
55	PSU	2x	55	55	18,21,22	1.35	2 (11%)	21,30,33	2.13	4 (19%)
1	OMC	1A	1920	1	19,22,23	0.82	0	25,31,34	0.97	1 (4%)

In the following table, the Chirals column lists the number of chiral outliers, the number of chiral centers analysed, the number of these observed in the model and the number defined in the Chemical Component Dictionary. Similar counts are reported in the Torsion and Rings columns. '-' means no outliers of that kind were identified.

Mol	Type	Chain	Res	Link	Chirals	Torsions	Rings
32	G7M	1a	527	57,32	-	3/3/25/26	0/3/3/3

Continued on next page...

Continued from previous page...

Mol	Type	Chain	Res	Link	Chirals	Torsions	Rings
55	PSU	2x	39	55	-	0/7/25/26	0/2/2/2
32	5MC	2a	967	32	-	0/7/25/26	0/2/2/2
32	UR3	1a	1498	32	-	0/7/25/26	0/2/2/2
1	2MA	2A	2503	57,1	-	1/3/25/26	0/3/3/3
32	G7M	2a	527	57,32	-	2/3/25/26	0/3/3/3
1	5MC	1A	1962	57,1	-	0/7/25/26	0/2/2/2
55	H2U	2x	20	55	-	2/7/38/39	0/2/2/2
32	5MC	2a	1400	32	-	2/7/25/26	0/2/2/2
32	M2G	1a	966	32	-	0/7/29/30	0/3/3/3
55	4SU	2x	8	55	-	0/7/25/26	0/2/2/2
1	PSU	2A	1911	1	-	0/7/25/26	0/2/2/2
55	5MU	1x	54	57,55	-	0/7/25/26	0/2/2/2
55	H2U	1x	21	55	-	6/7/38/39	0/2/2/2
1	PSU	2A	2605	1	-	0/7/25/26	0/2/2/2
1	PSU	1A	2605	57,1	-	0/7/25/26	0/2/2/2
1	PSU	1A	1911	1	-	0/7/25/26	0/2/2/2
32	5MC	1a	1407	32	-	0/7/25/26	0/2/2/2
1	PSU	2A	1917	1	-	0/7/25/26	0/2/2/2
1	OMG	2A	2251	57,1,55	-	1/5/27/28	0/3/3/3
55	5MU	2x	54	55	-	0/7/25/26	0/2/2/2
1	OMC	2A	1920	1	-	1/9/27/28	0/2/2/2
32	5MC	2a	1407	57,32	-	0/7/25/26	0/2/2/2
32	4OC	1a	1402	57,32	-	2/9/29/30	0/2/2/2
1	5MU	1A	1915	1	-	0/7/25/26	0/2/2/2
1	5MU	2A	1939	1	-	0/7/25/26	0/2/2/2
1	OMU	1A	2552	57,1	-	0/9/27/28	0/2/2/2
1	OMU	2A	2552	57,1	-	0/9/27/28	0/2/2/2
43	0TD	2l	92	43	-	2/7/12/14	-
55	MIA	1x	37	55	-	1/3/25/34	0/3/3/3
1	PSU	1A	1917	1	-	0/7/25/26	0/2/2/2
32	PSU	1a	516	57,32	-	0/7/25/26	0/2/2/2
32	2MG	1a	1207	32	-	0/5/27/28	0/3/3/3
32	5MC	2a	1404	32	-	0/7/25/26	0/2/2/2
32	PSU	2a	516	57,32	-	2/7/25/26	0/2/2/2
32	4OC	2a	1402	57,32	-	2/9/29/30	0/2/2/2
32	5MC	1a	967	32	-	0/7/25/26	0/2/2/2
32	5MC	1a	1400	32	-	0/7/25/26	0/2/2/2
32	5MC	1a	1404	32	-	0/7/25/26	0/2/2/2
1	2MA	1A	2503	57,1	-	1/3/25/26	0/3/3/3
1	5MC	2A	1962	1	-	0/7/25/26	0/2/2/2

Continued on next page...

Continued from previous page...

Mol	Type	Chain	Res	Link	Chirals	Torsions	Rings
55	8AN	2x	76	57,55,56	-	1/3/25/26	0/3/3/3
55	PSU	2x	32	55	-	0/7/25/26	0/2/2/2
32	UR3	2a	1498	32	-	0/7/25/26	0/2/2/2
1	5MU	1A	1939	1	-	0/7/25/26	0/2/2/2
55	PSU	1x	39	55	-	0/7/25/26	0/2/2/2
55	PSU	1x	55	55	-	0/7/25/26	0/2/2/2
55	8AN	1x	76	57,55,56	-	1/3/25/26	0/3/3/3
55	PSU	1x	32	55	-	0/7/25/26	0/2/2/2
32	M2G	2a	966	32	-	0/7/29/30	0/3/3/3
1	5MU	2A	1915	57,1	-	0/7/25/26	0/2/2/2
32	MA6	2a	1519	32	-	3/7/29/30	0/3/3/3
55	MIA	2x	37	55	-	2/3/25/34	0/3/3/3
55	H2U	2x	21	55	-	4/7/38/39	0/2/2/2
32	MA6	1a	1519	32	-	3/7/29/30	0/3/3/3
1	5MC	2A	1942	1	-	0/7/25/26	0/2/2/2
32	MA6	1a	1518	32	-	0/7/29/30	0/3/3/3
55	4SU	1x	8	55	-	0/7/25/26	0/2/2/2
1	5MC	1A	1942	57,1	-	0/7/25/26	0/2/2/2
1	OMG	1A	2251	57,1,55	-	0/5/27/28	0/3/3/3
55	H2U	1x	20	55	-	2/7/38/39	0/2/2/2
43	0TD	1l	92	43	-	2/7/12/14	-
32	2MG	2a	1207	32	-	2/5/27/28	0/3/3/3
32	MA6	2a	1518	32	-	0/7/29/30	0/3/3/3
55	PSU	2x	55	55	-	0/7/25/26	0/2/2/2
1	OMC	1A	1920	1	-	1/9/27/28	0/2/2/2

The worst 5 of 149 bond length outliers are listed below:

Mol	Chain	Res	Type	Atoms	Z	Observed(Å)	Ideal(Å)
43	2l	92	0TD	CB-SB	-12.57	1.69	1.82
43	1l	92	0TD	CB-SB	-12.15	1.70	1.82
1	1A	1962	5MC	C5-C4	7.66	1.49	1.44
32	1a	1404	5MC	C5-C4	6.88	1.49	1.44
32	1a	1400	5MC	C5-C4	6.79	1.49	1.44

The worst 5 of 206 bond angle outliers are listed below:

Mol	Chain	Res	Type	Atoms	Z	Observed(°)	Ideal(°)
43	1l	92	0TD	CSB-SB-CB	-19.33	67.63	102.36
43	2l	92	0TD	CSB-SB-CB	-11.05	82.50	102.36

Continued on next page...

Continued from previous page...

Mol	Chain	Res	Type	Atoms	Z	Observed(°)	Ideal(°)
55	1x	76	8AN	C4'-O4'-C1'	-7.10	103.42	109.92
1	2A	2503	2MA	C2-N3-C4	7.09	121.18	115.46
55	2x	76	8AN	C4'-O4'-C1'	-6.92	103.59	109.92

There are no chirality outliers.

5 of 49 torsion outliers are listed below:

Mol	Chain	Res	Type	Atoms
32	1a	1519	MA6	O4'-C4'-C5'-O5'
43	1l	92	0TD	CA-CB-SB-CSB
43	1l	92	0TD	CG-CB-SB-CSB
1	2A	2251	OMG	C1'-C2'-O2'-CM2
32	2a	1207	2MG	N1-C2-N2-CM2

There are no ring outliers.

27 monomers are involved in 32 short contacts:

Mol	Chain	Res	Type	Clashes	Symm-Clashes
32	2a	1400	5MC	1	0
32	1a	966	M2G	1	0
55	1x	21	H2U	1	0
1	2A	1917	PSU	1	0
1	2A	2251	OMG	1	0
1	2A	1920	OMC	1	0
32	1a	1402	4OC	4	0
1	1A	1915	5MU	1	0
1	2A	1939	5MU	1	0
1	2A	2552	OMU	2	0
1	1A	1917	PSU	1	0
32	1a	516	PSU	1	0
32	2a	1404	5MC	1	0
32	2a	1402	4OC	1	0
32	1a	1400	5MC	1	0
55	2x	76	8AN	2	0
1	1A	1939	5MU	1	0
32	2a	966	M2G	1	0
32	2a	1519	MA6	2	0
32	1a	1519	MA6	1	0
1	2A	1942	5MC	1	0
32	1a	1518	MA6	1	0
1	1A	2251	OMG	1	0

Continued on next page...

Continued from previous page...

Mol	Chain	Res	Type	Clashes	Symm-Clashes
55	1x	20	H2U	1	0
32	2a	1207	2MG	1	0
32	2a	1518	MA6	3	0
1	1A	1920	OMC	2	0

5.5 Carbohydrates [i](#)

There are no oligosaccharides in this entry.

5.6 Ligand geometry [i](#)

Of 2693 ligands modelled in this entry, 2691 are monoatomic - leaving 2 for Mogul analysis.

In the following table, the Counts columns list the number of bonds (or angles) for which Mogul statistics could be retrieved, the number of bonds (or angles) that are observed in the model and the number of bonds (or angles) that are defined in the Chemical Component Dictionary. The Link column lists molecule types, if any, to which the group is linked. The Z score for a bond length (or angle) is the number of standard deviations the observed value is removed from the expected value. A bond length (or angle) with $|Z| > 2$ is considered an outlier worth inspection. RMSZ is the root-mean-square of all Z scores of the bond lengths (or angles).

Mol	Type	Chain	Res	Link	Bond lengths			Bond angles		
					Counts	RMSZ	$\# Z > 2$	Counts	RMSZ	$\# Z > 2$
60	SF4	1d	302	35	0,12,12	-	-	-		
60	SF4	2d	303	35	0,12,12	-	-	-		

In the following table, the Chirals column lists the number of chiral outliers, the number of chiral centers analysed, the number of these observed in the model and the number defined in the Chemical Component Dictionary. Similar counts are reported in the Torsion and Rings columns. '-' means no outliers of that kind were identified.

Mol	Type	Chain	Res	Link	Chirals	Torsions	Rings
60	SF4	1d	302	35	-	-	0/6/5/5
60	SF4	2d	303	35	-	-	0/6/5/5

There are no bond length outliers.

There are no bond angle outliers.

There are no chirality outliers.

There are no torsion outliers.

There are no ring outliers.

No monomer is involved in short contacts.

5.7 Other polymers [i](#)

There are no such residues in this entry.

5.8 Polymer linkage issues [i](#)

There are no chain breaks in this entry.

6 Fit of model and data ⓘ

6.1 Protein, DNA and RNA chains ⓘ

In the following table, the column labelled ‘#RSRZ > 2’ contains the number (and percentage) of RSRZ outliers, followed by percent RSRZ outliers for the chain as percentile scores relative to all X-ray entries and entries of similar resolution. The OWAB column contains the minimum, median, 95th percentile and maximum values of the occupancy-weighted average B-factor per residue. The column labelled ‘Q < 0.9’ lists the number of (and percentage) of residues with an average occupancy less than 0.9.

Mol	Chain	Analysed	<RSRZ>	#RSRZ>2	OWAB(Å ²)	Q<0.9
1	1A	2860/2915 (98%)	-0.39	158 (5%) 32 35	20, 36, 93, 105	0
1	2A	2789/2915 (95%)	-0.01	131 (4%) 37 42	30, 53, 89, 105	0
2	1B	120/121 (99%)	-0.24	0 100 100	29, 50, 61, 83	0
2	2B	120/121 (99%)	0.73	3 (2%) 58 63	55, 73, 79, 91	0
3	1D	275/276 (99%)	-0.23	3 (1%) 77 80	21, 35, 52, 77	0
3	2D	275/276 (99%)	0.11	3 (1%) 77 80	28, 46, 59, 75	0
4	1E	204/206 (99%)	-0.15	4 (1%) 64 69	20, 40, 58, 75	0
4	2E	204/206 (99%)	0.37	4 (1%) 64 69	30, 54, 67, 74	0
5	1F	203/210 (96%)	-0.17	1 (0%) 87 90	19, 41, 65, 80	0
5	2F	203/210 (96%)	0.48	4 (1%) 64 69	33, 62, 75, 86	0
6	1G	181/182 (99%)	1.18	30 (16%) 5 6	49, 67, 77, 84	0
6	2G	181/182 (99%)	1.38	32 (17%) 4 6	62, 76, 83, 91	0
7	1H	174/180 (96%)	0.39	4 (2%) 61 65	36, 52, 64, 75	0
7	2H	174/180 (96%)	1.45	44 (25%) 2 3	65, 78, 85, 91	0
8	1I	146/148 (98%)	1.00	12 (8%) 19 22	44, 70, 78, 81	0
8	2I	146/148 (98%)	1.43	29 (19%) 3 5	53, 74, 81, 86	0
9	1N	140/140 (100%)	-0.13	1 (0%) 84 86	26, 39, 59, 75	0
9	2N	140/140 (100%)	0.60	5 (3%) 46 52	44, 60, 73, 82	0
10	1O	122/122 (100%)	-0.12	0 100 100	26, 39, 59, 66	0
10	2O	122/122 (100%)	0.17	0 100 100	41, 50, 65, 70	0
11	1P	149/150 (99%)	0.05	1 (0%) 84 86	20, 42, 63, 75	0
11	2P	149/150 (99%)	0.57	2 (1%) 74 77	33, 62, 77, 84	0
12	1Q	141/141 (100%)	0.05	5 (3%) 47 53	26, 39, 54, 61	0
12	2Q	141/141 (100%)	0.71	9 (6%) 27 30	42, 59, 68, 72	0

Continued on next page...

Continued from previous page...

Mol	Chain	Analysed	<RSRZ>	#RSRZ>2	OWAB(Å ²)	Q<0.9
13	1R	118/118 (100%)	-0.27	0 100 100	26, 35, 50, 59	0
13	2R	118/118 (100%)	0.12	0 100 100	36, 50, 59, 70	0
14	1S	110/112 (98%)	0.25	2 (1%) 67 71	37, 48, 60, 67	0
14	2S	110/112 (98%)	1.17	12 (10%) 12 15	55, 67, 75, 77	0
15	1T	131/146 (89%)	0.09	2 (1%) 71 75	32, 45, 70, 80	0
15	2T	131/146 (89%)	0.42	5 (3%) 44 50	46, 55, 72, 79	0
16	1U	116/118 (98%)	-0.44	0 100 100	21, 30, 48, 56	0
16	2U	116/118 (98%)	0.38	1 (0%) 81 83	38, 55, 68, 76	0
17	1V	101/101 (100%)	-0.29	0 100 100	21, 41, 56, 65	0
17	2V	101/101 (100%)	0.74	4 (3%) 43 48	40, 65, 76, 83	0
18	1W	112/113 (99%)	-0.31	0 100 100	23, 32, 53, 75	0
18	2W	112/113 (99%)	0.25	3 (2%) 56 61	37, 47, 62, 83	0
19	1X	95/96 (98%)	-0.08	1 (1%) 77 80	25, 37, 58, 74	0
19	2X	95/96 (98%)	0.66	7 (7%) 22 25	46, 56, 73, 81	0
20	1Y	107/110 (97%)	0.34	2 (1%) 66 69	34, 48, 66, 76	0
20	2Y	107/110 (97%)	1.08	12 (11%) 11 14	57, 67, 78, 82	0
21	1Z	154/206 (74%)	0.65	9 (5%) 30 34	38, 57, 70, 75	0
21	2Z	160/206 (77%)	1.38	25 (15%) 6 7	58, 72, 79, 83	0
22	10	76/85 (89%)	-0.07	3 (3%) 44 49	26, 37, 57, 63	0
22	20	76/85 (89%)	0.75	4 (5%) 33 37	45, 58, 69, 73	0
23	11	97/98 (98%)	0.19	2 (2%) 63 68	27, 42, 66, 71	0
23	21	97/98 (98%)	0.49	3 (3%) 51 57	37, 52, 70, 76	0
24	12	70/72 (97%)	0.14	2 (2%) 54 58	33, 48, 59, 75	0
24	22	70/72 (97%)	0.96	6 (8%) 18 21	58, 67, 73, 81	0
25	13	59/60 (98%)	-0.20	1 (1%) 69 72	25, 34, 56, 71	0
25	23	59/60 (98%)	0.55	2 (3%) 48 53	48, 57, 68, 74	0
26	14	69/71 (97%)	1.67	27 (39%) 1 1	59, 81, 90, 91	0
26	24	69/71 (97%)	1.66	20 (28%) 1 2	72, 82, 90, 91	0
27	15	59/60 (98%)	-0.34	1 (1%) 69 72	22, 35, 50, 61	0
27	25	59/60 (98%)	0.27	2 (3%) 48 53	31, 49, 65, 78	0
28	16	53/54 (98%)	-0.25	0 100 100	31, 41, 52, 55	0

Continued on next page...

Continued from previous page...

Mol	Chain	Analysed	<RSRZ>	#RSRZ>2	OWAB(Å ²)	Q<0.9
28	26	53/54 (98%)	0.52	1 (1%) 66 69	47, 56, 64, 67	0
29	17	48/49 (97%)	-0.18	4 (8%) 19 22	21, 26, 55, 62	0
29	27	48/49 (97%)	-0.00	5 (10%) 13 16	30, 39, 62, 73	0
30	18	64/65 (98%)	-0.27	0 100 100	27, 33, 39, 51	0
30	28	64/65 (98%)	0.28	1 (1%) 70 74	41, 50, 57, 63	0
31	19	37/37 (100%)	0.05	0 100 100	31, 41, 53, 55	0
31	29	37/37 (100%)	1.03	6 (16%) 5 7	50, 63, 72, 74	0
32	1a	1488/1521 (97%)	0.82	126 (8%) 18 21	35, 72, 93, 104	0
32	2a	1491/1521 (98%)	0.71	124 (8%) 19 22	43, 72, 92, 104	0
33	1b	231/256 (90%)	1.70	70 (30%) 1 1	67, 78, 85, 88	0
33	2b	231/256 (90%)	1.77	78 (33%) 1 1	69, 80, 87, 91	0
34	1c	206/239 (86%)	1.70	63 (30%) 1 2	65, 78, 85, 88	0
34	2c	206/239 (86%)	1.75	70 (33%) 1 1	69, 80, 85, 88	0
35	1d	208/209 (99%)	1.45	44 (21%) 3 4	60, 75, 82, 84	0
35	2d	208/209 (99%)	1.29	32 (15%) 6 8	56, 70, 78, 83	0
36	1e	148/162 (91%)	1.03	14 (9%) 15 19	54, 68, 77, 82	0
36	2e	148/162 (91%)	1.05	15 (10%) 14 17	58, 70, 77, 80	0
37	1f	100/101 (99%)	0.87	4 (4%) 43 48	56, 68, 75, 77	0
37	2f	100/101 (99%)	1.09	11 (11%) 12 14	61, 72, 78, 81	0
38	1g	155/156 (99%)	1.22	26 (16%) 5 6	66, 75, 83, 89	0
38	2g	155/156 (99%)	1.52	39 (25%) 2 3	70, 79, 85, 90	0
39	1h	137/138 (99%)	1.05	14 (10%) 13 17	58, 71, 78, 80	0
39	2h	137/138 (99%)	1.05	12 (8%) 17 20	63, 70, 76, 81	0
40	1i	127/128 (99%)	1.56	27 (21%) 3 4	61, 77, 83, 87	0
40	2i	127/128 (99%)	2.37	72 (56%) 0 0	69, 82, 88, 90	0
41	1j	97/105 (92%)	1.84	36 (37%) 1 1	65, 79, 85, 87	0
41	2j	96/105 (91%)	2.43	66 (68%) 0 0	71, 83, 88, 91	0
42	1k	114/129 (88%)	0.92	10 (8%) 17 20	45, 67, 77, 82	0
42	2k	114/129 (88%)	1.13	14 (12%) 9 11	56, 72, 81, 84	0
43	1l	121/132 (91%)	0.91	9 (7%) 22 25	51, 59, 69, 75	0
43	2l	121/132 (91%)	0.72	6 (4%) 35 40	52, 60, 68, 74	0

Continued on next page...

Continued from previous page...

Mol	Chain	Analysed	<RSRZ>	#RSRZ>2	OWAB(Å ²)	Q<0.9
44	1m	118/126 (93%)	2.13	62 (52%) 0 0	71, 80, 84, 87	0
44	2m	116/126 (92%)	1.73	39 (33%) 1 1	72, 80, 85, 86	0
45	1n	60/61 (98%)	1.96	25 (41%) 1 1	67, 77, 83, 86	0
45	2n	60/61 (98%)	2.45	36 (60%) 0 0	73, 81, 85, 87	0
46	1o	88/89 (98%)	1.22	18 (20%) 3 4	50, 68, 77, 79	0
46	2o	88/89 (98%)	1.19	13 (14%) 7 9	59, 70, 76, 78	0
47	1p	82/88 (93%)	1.84	30 (36%) 1 1	63, 74, 81, 85	0
47	2p	82/88 (93%)	1.40	12 (14%) 7 9	58, 68, 75, 79	0
48	1q	99/105 (94%)	1.31	16 (16%) 5 7	56, 67, 76, 79	0
48	2q	99/105 (94%)	0.89	3 (3%) 52 58	58, 65, 75, 79	0
49	1r	68/88 (77%)	0.83	5 (7%) 22 25	56, 67, 74, 80	0
49	2r	68/88 (77%)	1.12	7 (10%) 13 16	63, 70, 80, 83	0
50	1s	83/93 (89%)	2.50	61 (73%) 0 0	72, 83, 87, 91	0
50	2s	83/93 (89%)	2.05	44 (53%) 0 0	70, 83, 88, 90	0
51	1t	96/106 (90%)	1.47	19 (19%) 3 5	63, 72, 78, 82	0
51	2t	96/106 (90%)	1.18	16 (16%) 5 6	56, 66, 77, 80	0
52	1u	23/27 (85%)	2.22	11 (47%) 0 0	73, 78, 81, 85	0
52	2u	23/27 (85%)	1.92	9 (39%) 1 1	74, 79, 82, 83	0
53	1v	13/24 (54%)	1.44	4 (30%) 1 1	47, 58, 94, 96	0
53	2v	13/24 (54%)	1.72	7 (53%) 0 0	57, 65, 96, 98	0
54	1w	249/354 (70%)	0.34	4 (1%) 70 74	22, 57, 77, 87	0
54	2w	253/354 (71%)	0.66	14 (5%) 32 35	38, 66, 80, 93	0
55	1x	65/74 (87%)	0.06	0 100 100	26, 60, 80, 83	0
55	2x	65/74 (87%)	0.29	0 100 100	40, 70, 84, 85	0
56	1z	5/7 (71%)	2.06	2 (40%) 1 1	31, 32, 56, 72	0
56	2z	4/7 (57%)	1.50	2 (50%) 0 0	42, 45, 48, 54	0
All	All	21082/22160 (95%)	0.53	2101 (9%) 14 17	19, 61, 85, 105	0

The worst 5 of 2101 RSRZ outliers are listed below:

Mol	Chain	Res	Type	RSRZ
1	2A	2147	G	9.6
1	1A	2113	U	8.0

Continued on next page...

Continued from previous page...

Mol	Chain	Res	Type	RSRZ
21	2Z	174	VAL	7.5
1	1A	2116	G	7.3
1	1A	2112	G	6.9

6.2 Non-standard residues in protein, DNA, RNA chains [i](#)

In the following table, the Atoms column lists the number of modelled atoms in the group and the number defined in the chemical component dictionary. The B-factors column lists the minimum, median, 95th percentile and maximum values of B factors of atoms in the group. The column labelled 'Q< 0.9' lists the number of atoms with occupancy less than 0.9.

Mol	Type	Chain	Res	Atoms	RSCC	RSR	B-factors(Å ²)	Q<0.9
55	H2U	1x	21	20/21	0.66	0.16	75,86,98,108	0
55	H2U	2x	21	20/21	0.73	0.15	84,92,97,105	0
55	H2U	2x	20	20/21	0.76	0.13	73,86,95,98	0
32	2MG	1a	1207	24/25	0.81	0.16	76,86,93,95	0
55	PSU	2x	55	20/21	0.84	0.11	74,77,87,91	0
55	5MU	2x	54	21/22	0.85	0.12	72,77,85,95	0
32	2MG	2a	1207	24/25	0.85	0.13	74,81,85,87	0
55	PSU	1x	55	20/21	0.86	0.12	69,75,80,85	0
43	0TD	1l	92	10/11	0.86	0.14	51,60,64,72	0
55	5MU	1x	54	21/22	0.87	0.12	69,76,83,86	0
55	H2U	1x	20	20/21	0.87	0.11	67,79,86,91	0
32	M2G	2a	966	25/26	0.90	0.15	50,63,77,85	0
32	PSU	2a	516	20/21	0.90	0.12	54,69,77,77	0
32	M2G	1a	966	25/26	0.91	0.12	51,57,71,83	0
43	0TD	2l	92	10/11	0.91	0.12	53,57,60,78	0
1	5MU	2A	1915	21/22	0.91	0.11	59,63,71,76	0
55	PSU	2x	32	20/21	0.91	0.11	61,68,73,78	0
32	G7M	2a	527	24/25	0.92	0.13	56,62,66,71	0
55	MIA	2x	37	22/30	0.92	0.10	55,65,69,72	0
55	PSU	1x	32	20/21	0.93	0.10	56,61,65,75	0
55	PSU	2x	39	20/21	0.93	0.10	57,67,70,74	0
32	PSU	1a	516	20/21	0.93	0.12	57,67,71,72	0
1	PSU	2A	1911	20/21	0.94	0.09	51,58,61,71	0
32	5MC	2a	1400	21/22	0.94	0.12	62,66,70,74	0
55	MIA	1x	37	22/30	0.94	0.10	50,57,60,60	0
32	5MC	2a	1404	21/22	0.94	0.11	45,52,56,61	0
1	5MU	1A	1915	21/22	0.94	0.10	46,52,58,60	0
32	5MC	1a	967	21/22	0.94	0.11	54,58,66,68	0
1	PSU	1A	1911	20/21	0.94	0.11	43,49,56,61	0
32	G7M	1a	527	24/25	0.94	0.12	53,58,62,65	0

Continued on next page...

Continued from previous page...

Mol	Type	Chain	Res	Atoms	RSCC	RSR	B-factors(\AA^2)	Q<0.9
32	5MC	2a	967	21/22	0.94	0.12	59,66,74,82	0
32	MA6	2a	1518	24/25	0.95	0.11	45,56,61,62	0
1	PSU	2A	1917	20/21	0.95	0.09	53,60,67,67	0
55	4SU	2x	8	20/21	0.95	0.08	66,71,76,77	0
32	5MC	1a	1400	21/22	0.95	0.10	45,51,55,57	0
32	4OC	1a	1402	22/23	0.95	0.11	42,47,55,57	0
32	4OC	2a	1402	22/23	0.95	0.10	47,56,61,67	0
32	5MC	1a	1404	21/22	0.95	0.11	36,42,46,52	0
32	UR3	2a	1498	21/22	0.95	0.09	47,55,60,62	0
32	MA6	1a	1518	24/25	0.96	0.13	35,42,44,50	0
55	4SU	1x	8	20/21	0.96	0.09	46,55,62,69	0
32	MA6	1a	1519	24/25	0.96	0.11	35,40,44,60	0
55	PSU	1x	39	20/21	0.96	0.08	46,50,56,56	0
1	PSU	1A	1917	20/21	0.96	0.08	43,49,56,56	0
32	5MC	2a	1407	21/22	0.96	0.10	39,49,52,55	0
1	OMC	2A	1920	21/22	0.96	0.10	48,55,59,64	0
1	5MC	2A	1962	21/22	0.96	0.08	37,43,48,54	0
32	MA6	2a	1519	24/25	0.96	0.10	48,58,63,64	0
1	OMG	2A	2251	24/25	0.97	0.08	33,36,42,43	0
1	2MA	2A	2503	23/24	0.97	0.07	28,34,38,40	0
1	PSU	2A	2605	20/21	0.97	0.07	30,34,39,40	0
1	5MC	1A	1962	21/22	0.97	0.07	27,33,37,39	0
1	OMC	1A	1920	21/22	0.97	0.08	34,43,46,47	0
1	5MC	1A	1942	21/22	0.97	0.07	25,32,36,39	0
1	5MC	2A	1942	21/22	0.97	0.08	34,45,50,52	0
32	UR3	1a	1498	21/22	0.97	0.08	38,43,45,46	0
55	8AN	2x	76	22/23	0.97	0.08	30,40,44,46	0
1	OMU	2A	2552	21/22	0.98	0.07	31,36,41,42	0
1	OMU	1A	2552	21/22	0.98	0.07	24,28,33,35	0
1	PSU	1A	2605	20/21	0.98	0.07	22,25,31,33	0
1	5MU	2A	1939	21/22	0.98	0.08	27,34,37,39	0
1	5MU	1A	1939	21/22	0.98	0.06	21,26,29,32	0
1	OMG	1A	2251	24/25	0.98	0.07	22,26,30,39	0
1	2MA	1A	2503	23/24	0.98	0.06	18,21,23,25	0
55	8AN	1x	76	22/23	0.98	0.06	21,25,29,30	0
32	5MC	1a	1407	21/22	0.98	0.07	31,41,44,45	0

6.3 Carbohydrates

There are no monosaccharides in this entry.

6.4 Ligands ⓘ

In the following table, the Atoms column lists the number of modelled atoms in the group and the number defined in the chemical component dictionary. The B-factors column lists the minimum, median, 95th percentile and maximum values of B factors of atoms in the group. The column labelled 'Q< 0.9' lists the number of atoms with occupancy less than 0.9.

Mol	Type	Chain	Res	Atoms	RSCC	RSR	B-factors(Å ²)	Q<0.9
57	MG	1A	3961	1/1	-0.04	0.37	87,87,87,87	0
57	MG	2j	201	1/1	0.19	0.26	88,88,88,88	0
57	MG	1l	201	1/1	0.38	0.16	75,75,75,75	0
57	MG	1a	1819	1/1	0.48	0.29	74,74,74,74	0
57	MG	2A	3650	1/1	0.50	0.35	76,76,76,76	0
57	MG	2A	3259	1/1	0.52	0.40	77,77,77,77	0
57	MG	1A	3981	1/1	0.52	0.22	70,70,70,70	0
57	MG	1a	1786	1/1	0.52	0.18	86,86,86,86	0
57	MG	1a	1783	1/1	0.53	0.27	91,91,91,91	0
57	MG	2A	3699	1/1	0.54	0.26	70,70,70,70	0
57	MG	1a	1667	1/1	0.54	0.19	82,82,82,82	0
57	MG	2A	3435	1/1	0.55	0.44	84,84,84,84	0
57	MG	1a	1778	1/1	0.55	0.28	88,88,88,88	0
57	MG	2a	1729	1/1	0.58	0.30	83,83,83,83	0
57	MG	1A	3966	1/1	0.59	0.23	71,71,71,71	0
57	MG	1A	3400	1/1	0.59	0.19	63,63,63,63	0
57	MG	2A	3714	1/1	0.61	0.23	46,46,46,46	0
57	MG	2A	3845	1/1	0.61	0.30	63,63,63,63	0
57	MG	1A	3930	1/1	0.61	0.24	71,71,71,71	0
57	MG	1A	3928	1/1	0.61	0.32	38,38,38,38	0
57	MG	2a	1760	1/1	0.62	0.21	74,74,74,74	0
57	MG	2B	205	1/1	0.65	0.33	76,76,76,76	0
57	MG	1A	3996	1/1	0.65	0.13	77,77,77,77	0
57	MG	2A	3050	1/1	0.66	0.31	76,76,76,76	0
57	MG	1a	1677	1/1	0.67	0.18	71,71,71,71	0
57	MG	2A	3532	1/1	0.67	0.23	46,46,46,46	0
57	MG	2a	1731	1/1	0.67	0.28	70,70,70,70	0
57	MG	2A	3757	1/1	0.67	0.19	79,79,79,79	0
57	MG	1B	231	1/1	0.67	0.26	69,69,69,69	0
57	MG	2A	3682	1/1	0.68	0.21	55,55,55,55	0
57	MG	2A	3193	1/1	0.68	0.35	78,78,78,78	0
57	MG	2a	1759	1/1	0.68	0.23	71,71,71,71	0
57	MG	2A	3239	1/1	0.68	0.44	81,81,81,81	0
57	MG	2a	1656	1/1	0.68	0.26	83,83,83,83	0
57	MG	1A	3963	1/1	0.69	0.17	69,69,69,69	0
57	MG	2a	1722	1/1	0.69	0.21	86,86,86,86	0
57	MG	2A	3316	1/1	0.69	0.16	71,71,71,71	0

Continued on next page...

Continued from previous page...

Mol	Type	Chain	Res	Atoms	RSCC	RSR	B-factors(\AA^2)	Q<0.9
57	MG	1a	1665	1/1	0.69	0.19	78,78,78,78	0
57	MG	1A	4018	1/1	0.69	0.14	67,67,67,67	0
57	MG	1A	4025	1/1	0.69	0.19	49,49,49,49	0
57	MG	2A	3674	1/1	0.69	0.26	77,77,77,77	0
57	MG	1A	4034	1/1	0.70	0.21	62,62,62,62	0
57	MG	2A	3372	1/1	0.70	0.25	74,74,74,74	0
57	MG	2A	3430	1/1	0.70	0.38	70,70,70,70	0
57	MG	1A	3793	1/1	0.70	0.30	66,66,66,66	0
57	MG	2A	3687	1/1	0.70	0.17	79,79,79,79	0
57	MG	2A	3693	1/1	0.70	0.18	65,65,65,65	0
57	MG	1a	1758	1/1	0.71	0.21	82,82,82,82	0
57	MG	1a	1763	1/1	0.71	0.24	66,66,66,66	0
57	MG	2A	3761	1/1	0.71	0.15	81,81,81,81	0
57	MG	2x	110	1/1	0.71	0.30	76,76,76,76	0
57	MG	2A	3364	1/1	0.72	0.27	61,61,61,61	0
57	MG	2A	3085	1/1	0.72	0.38	78,78,78,78	0
57	MG	1A	4068	1/1	0.72	0.23	50,50,50,50	0
57	MG	1A	3820	1/1	0.72	0.22	74,74,74,74	0
57	MG	1a	1625	1/1	0.72	0.31	70,70,70,70	0
57	MG	2A	3560	1/1	0.72	0.25	73,73,73,73	0
57	MG	2A	3590	1/1	0.72	0.23	73,73,73,73	0
57	MG	1a	1732	1/1	0.72	0.29	82,82,82,82	0
57	MG	2A	3669	1/1	0.72	0.14	64,64,64,64	0
57	MG	2A	3227	1/1	0.73	0.21	79,79,79,79	0
57	MG	2a	1732	1/1	0.73	0.17	84,84,84,84	0
57	MG	2A	3244	1/1	0.73	0.12	69,69,69,69	0
57	MG	1B	230	1/1	0.74	0.17	76,76,76,76	0
57	MG	2A	3755	1/1	0.74	0.25	73,73,73,73	0
57	MG	1A	3985	1/1	0.74	0.18	52,52,52,52	0
57	MG	2a	1769	1/1	0.74	0.34	73,73,73,73	0
57	MG	2A	3242	1/1	0.74	0.27	74,74,74,74	0
57	MG	1W	206	1/1	0.74	0.19	58,58,58,58	0
57	MG	2A	3087	1/1	0.75	0.19	80,80,80,80	0
57	MG	2B	203	1/1	0.75	0.20	69,69,69,69	0
57	MG	2A	3274	1/1	0.75	0.29	64,64,64,64	0
57	MG	2A	3169	1/1	0.75	0.26	72,72,72,72	0
57	MG	1A	3225	1/1	0.75	0.20	52,52,52,52	0
57	MG	2A	3200	1/1	0.75	0.20	74,74,74,74	0
57	MG	2A	3373	1/1	0.75	0.20	67,67,67,67	0
57	MG	1A	3232	1/1	0.75	0.33	68,68,68,68	0
57	MG	1A	3330	1/1	0.75	0.19	63,63,63,63	0
57	MG	2A	3727	1/1	0.75	0.17	62,62,62,62	0

Continued on next page...

Continued from previous page...

Mol	Type	Chain	Res	Atoms	RSCC	RSR	B-factors(\AA^2)	Q<0.9
57	MG	1A	3074	1/1	0.75	0.27	65,65,65,65	0
57	MG	2A	3243	1/1	0.75	0.23	78,78,78,78	0
57	MG	1G	203	1/1	0.75	0.14	58,58,58,58	0
57	MG	1A	3816	1/1	0.76	0.17	58,58,58,58	0
57	MG	1A	4054	1/1	0.76	0.15	71,71,71,71	0
57	MG	2A	3235	1/1	0.76	0.27	66,66,66,66	0
57	MG	2a	1755	1/1	0.76	0.26	73,73,73,73	0
57	MG	1A	3734	1/1	0.76	0.20	62,62,62,62	0
57	MG	1a	1706	1/1	0.76	0.25	67,67,67,67	0
57	MG	2R	202	1/1	0.76	0.22	62,62,62,62	0
57	MG	1a	1709	1/1	0.76	0.17	70,70,70,70	0
57	MG	1A	3699	1/1	0.76	0.28	68,68,68,68	0
57	MG	1a	1654	1/1	0.77	0.27	76,76,76,76	0
57	MG	2B	212	1/1	0.77	0.25	74,74,74,74	0
57	MG	2B	220	1/1	0.77	0.18	75,75,75,75	0
57	MG	1A	3865	1/1	0.77	0.17	27,27,27,27	0
57	MG	1A	3882	1/1	0.77	0.12	58,58,58,58	0
57	MG	1G	204	1/1	0.77	0.16	67,67,67,67	0
57	MG	1A	3785	1/1	0.77	0.14	58,58,58,58	0
57	MG	1a	1805	1/1	0.77	0.24	63,63,63,63	0
57	MG	2A	3586	1/1	0.77	0.16	49,49,49,49	0
57	MG	2A	3749	1/1	0.77	0.13	73,73,73,73	0
57	MG	1a	1620	1/1	0.77	0.17	74,74,74,74	0
57	MG	2A	3632	1/1	0.77	0.14	74,74,74,74	0
57	MG	2A	3330	1/1	0.77	0.23	66,66,66,66	0
57	MG	2a	1771	1/1	0.77	0.21	79,79,79,79	0
57	MG	2A	3661	1/1	0.77	0.27	52,52,52,52	0
57	MG	1A	3821	1/1	0.77	0.18	50,50,50,50	0
57	MG	1A	3603	1/1	0.78	0.15	53,53,53,53	0
57	MG	1A	3364	1/1	0.78	0.15	49,49,49,49	0
57	MG	1T	201	1/1	0.78	0.25	60,60,60,60	0
57	MG	1a	1810	1/1	0.78	0.15	76,76,76,76	0
57	MG	2B	214	1/1	0.78	0.18	69,69,69,69	0
57	MG	1a	1699	1/1	0.78	0.32	69,69,69,69	0
57	MG	2E	305	1/1	0.78	0.25	70,70,70,70	0
57	MG	1A	3708	1/1	0.78	0.16	58,58,58,58	0
57	MG	2a	1648	1/1	0.78	0.29	63,63,63,63	0
57	MG	1A	3405	1/1	0.78	0.14	69,69,69,69	0
57	MG	2a	1711	1/1	0.78	0.19	68,68,68,68	0
57	MG	1a	1726	1/1	0.78	0.33	75,75,75,75	0
57	MG	1A	4001	1/1	0.78	0.15	36,36,36,36	0
57	MG	2A	3341	1/1	0.78	0.32	79,79,79,79	0

Continued on next page...

Continued from previous page...

Mol	Type	Chain	Res	Atoms	RSCC	RSR	B-factors(\AA^2)	Q<0.9
57	MG	2A	3167	1/1	0.78	0.19	74,74,74,74	0
57	MG	2a	1745	1/1	0.78	0.23	73,73,73,73	0
57	MG	1a	1753	1/1	0.78	0.18	81,81,81,81	0
57	MG	2A	3179	1/1	0.78	0.27	60,60,60,60	0
57	MG	2A	3421	1/1	0.78	0.22	65,65,65,65	0
57	MG	1a	1628	1/1	0.78	0.35	69,69,69,69	0
57	MG	1a	1640	1/1	0.78	0.21	76,76,76,76	0
57	MG	2A	3480	1/1	0.78	0.19	57,57,57,57	0
57	MG	2x	109	1/1	0.78	0.27	70,70,70,70	0
57	MG	1A	3593	1/1	0.78	0.14	30,30,30,30	0
57	MG	2A	3371	1/1	0.79	0.30	60,60,60,60	0
57	MG	2A	3164	1/1	0.79	0.21	67,67,67,67	0
57	MG	2A	3662	1/1	0.79	0.18	69,69,69,69	0
57	MG	1a	1749	1/1	0.79	0.21	69,69,69,69	0
57	MG	2A	3382	1/1	0.79	0.17	50,50,50,50	0
57	MG	2a	1617	1/1	0.79	0.22	62,62,62,62	0
57	MG	2a	1645	1/1	0.79	0.40	66,66,66,66	0
57	MG	2A	3390	1/1	0.79	0.20	73,73,73,73	0
57	MG	1A	3035	1/1	0.79	0.20	51,51,51,51	0
57	MG	2A	3249	1/1	0.79	0.14	57,57,57,57	0
57	MG	2a	1720	1/1	0.79	0.20	54,54,54,54	0
57	MG	1a	1636	1/1	0.79	0.21	69,69,69,69	0
57	MG	2A	3704	1/1	0.79	0.15	56,56,56,56	0
57	MG	2A	3273	1/1	0.79	0.29	63,63,63,63	0
57	MG	1A	3940	1/1	0.79	0.35	70,70,70,70	0
57	MG	2A	3539	1/1	0.79	0.12	40,40,40,40	0
57	MG	19	101	1/1	0.79	0.23	59,59,59,59	0
57	MG	1A	3809	1/1	0.79	0.15	39,39,39,39	0
57	MG	1R	205	1/1	0.79	0.17	45,45,45,45	0
57	MG	2A	3611	1/1	0.79	0.18	41,41,41,41	0
57	MG	2A	3847	1/1	0.79	0.22	69,69,69,69	0
57	MG	2A	3848	1/1	0.79	0.20	58,58,58,58	0
57	MG	2A	3094	1/1	0.79	0.18	77,77,77,77	0
57	MG	2A	3633	1/1	0.79	0.21	66,66,66,66	0
57	MG	1A	3706	1/1	0.80	0.14	50,50,50,50	0
57	MG	2A	3290	1/1	0.80	0.21	76,76,76,76	0
57	MG	2A	3299	1/1	0.80	0.26	65,65,65,65	0
57	MG	2B	215	1/1	0.80	0.17	77,77,77,77	0
57	MG	2A	3301	1/1	0.80	0.21	57,57,57,57	0
57	MG	1a	1647	1/1	0.80	0.38	77,77,77,77	0
57	MG	1A	3982	1/1	0.80	0.18	72,72,72,72	0
57	MG	2A	3667	1/1	0.80	0.27	71,71,71,71	0

Continued on next page...

Continued from previous page...

Mol	Type	Chain	Res	Atoms	RSCC	RSR	B-factors(\AA^2)	Q<0.9
57	MG	1A	3948	1/1	0.80	0.14	64,64,64,64	0
57	MG	1A	4055	1/1	0.80	0.17	56,56,56,56	0
57	MG	2A	3180	1/1	0.80	0.16	58,58,58,58	0
57	MG	2a	1672	1/1	0.80	0.19	75,75,75,75	0
57	MG	1A	3592	1/1	0.80	0.14	56,56,56,56	0
57	MG	1a	1682	1/1	0.80	0.24	70,70,70,70	0
57	MG	2A	3212	1/1	0.80	0.20	61,61,61,61	0
57	MG	1a	1796	1/1	0.80	0.20	74,74,74,74	0
57	MG	1a	1690	1/1	0.80	0.14	63,63,63,63	0
57	MG	1a	1610	1/1	0.80	0.38	83,83,83,83	0
57	MG	1B	220	1/1	0.80	0.14	65,65,65,65	0
57	MG	1A	3496	1/1	0.80	0.12	63,63,63,63	0
57	MG	2A	3004	1/1	0.80	0.28	71,71,71,71	0
57	MG	2A	3246	1/1	0.80	0.16	60,60,60,60	0
57	MG	1A	4005	1/1	0.80	0.11	39,39,39,39	0
57	MG	2A	3575	1/1	0.80	0.25	63,63,63,63	0
57	MG	1A	3854	1/1	0.80	0.27	41,41,41,41	0
57	MG	2A	3853	1/1	0.80	0.41	74,74,74,74	0
57	MG	1a	1734	1/1	0.80	0.28	70,70,70,70	0
57	MG	1A	3984	1/1	0.81	0.14	58,58,58,58	0
57	MG	1A	4037	1/1	0.81	0.21	48,48,48,48	0
57	MG	2A	3321	1/1	0.81	0.17	69,69,69,69	0
57	MG	1a	1817	1/1	0.81	0.18	64,64,64,64	0
57	MG	1a	1818	1/1	0.81	0.18	70,70,70,70	0
57	MG	1A	3777	1/1	0.81	0.22	57,57,57,57	0
57	MG	1a	1757	1/1	0.81	0.37	79,79,79,79	0
57	MG	1n	101	1/1	0.81	0.11	69,69,69,69	0
57	MG	1a	1697	1/1	0.81	0.34	62,62,62,62	0
57	MG	2a	1616	1/1	0.81	0.19	56,56,56,56	0
57	MG	2A	3030	1/1	0.81	0.16	72,72,72,72	0
57	MG	1A	3516	1/1	0.81	0.17	67,67,67,67	0
57	MG	1A	3918	1/1	0.81	0.15	61,61,61,61	0
57	MG	1a	1781	1/1	0.81	0.21	69,69,69,69	0
57	MG	2A	3090	1/1	0.81	0.26	53,53,53,53	0
57	MG	2a	1676	1/1	0.81	0.13	72,72,72,72	0
57	MG	1a	1782	1/1	0.81	0.18	79,79,79,79	0
57	MG	2a	1718	1/1	0.81	0.20	68,68,68,68	0
57	MG	2A	3529	1/1	0.81	0.16	40,40,40,40	0
57	MG	2A	3734	1/1	0.81	0.25	77,77,77,77	0
57	MG	2A	3262	1/1	0.81	0.14	68,68,68,68	0
57	MG	2A	3119	1/1	0.81	0.23	63,63,63,63	0
57	MG	1A	3349	1/1	0.81	0.20	56,56,56,56	0

Continued on next page...

Continued from previous page...

Mol	Type	Chain	Res	Atoms	RSCC	RSR	B-factors(\AA^2)	Q<0.9
57	MG	2A	3275	1/1	0.81	0.18	59,59,59,59	0
57	MG	2A	3772	1/1	0.81	0.12	72,72,72,72	0
57	MG	2A	3813	1/1	0.81	0.14	45,45,45,45	0
57	MG	2A	3815	1/1	0.81	0.23	58,58,58,58	0
57	MG	2a	1766	1/1	0.81	0.27	71,71,71,71	0
57	MG	2A	3826	1/1	0.81	0.14	55,55,55,55	0
57	MG	1A	3828	1/1	0.81	0.26	63,63,63,63	0
57	MG	2A	3587	1/1	0.81	0.15	51,51,51,51	0
57	MG	2x	104	1/1	0.81	0.42	87,87,87,87	0
57	MG	1A	3756	1/1	0.81	0.09	20,20,20,20	0
57	MG	2A	3850	1/1	0.81	0.18	53,53,53,53	0
57	MG	1A	3698	1/1	0.82	0.11	68,68,68,68	0
57	MG	1a	1808	1/1	0.82	0.25	77,77,77,77	0
57	MG	1A	3421	1/1	0.82	0.19	61,61,61,61	0
57	MG	1a	1708	1/1	0.82	0.16	82,82,82,82	0
57	MG	1A	3986	1/1	0.82	0.11	36,36,36,36	0
57	MG	2A	3380	1/1	0.82	0.27	60,60,60,60	0
57	MG	2a	1637	1/1	0.82	0.24	61,61,61,61	0
57	MG	1A	3424	1/1	0.82	0.15	53,53,53,53	0
57	MG	1A	3450	1/1	0.82	0.25	71,71,71,71	0
57	MG	1A	3210	1/1	0.82	0.16	72,72,72,72	0
57	MG	2A	3725	1/1	0.82	0.16	63,63,63,63	0
57	MG	1a	1648	1/1	0.82	0.13	68,68,68,68	0
57	MG	2a	1679	1/1	0.82	0.31	63,63,63,63	0
57	MG	2a	1706	1/1	0.82	0.18	57,57,57,57	0
57	MG	2A	3022	1/1	0.82	0.31	71,71,71,71	0
57	MG	1A	4015	1/1	0.82	0.14	64,64,64,64	0
57	MG	1A	4017	1/1	0.82	0.15	69,69,69,69	0
57	MG	1A	3361	1/1	0.82	0.24	57,57,57,57	0
57	MG	1A	3328	1/1	0.82	0.24	56,56,56,56	0
57	MG	2A	3542	1/1	0.82	0.11	78,78,78,78	0
57	MG	2A	3265	1/1	0.82	0.21	71,71,71,71	0
57	MG	2a	1742	1/1	0.82	0.23	71,71,71,71	0
57	MG	2A	3088	1/1	0.82	0.16	63,63,63,63	0
57	MG	2a	1746	1/1	0.82	0.22	76,76,76,76	0
57	MG	1a	1775	1/1	0.82	0.19	69,69,69,69	0
57	MG	1a	1678	1/1	0.82	0.16	67,67,67,67	0
57	MG	2A	3278	1/1	0.82	0.15	68,68,68,68	0
57	MG	1a	1680	1/1	0.82	0.20	69,69,69,69	0
57	MG	2A	3136	1/1	0.82	0.25	71,71,71,71	0
57	MG	2a	1770	1/1	0.82	0.26	80,80,80,80	0
57	MG	1A	3329	1/1	0.82	0.19	43,43,43,43	0

Continued on next page...

Continued from previous page...

Mol	Type	Chain	Res	Atoms	RSCC	RSR	B-factors(\AA^2)	Q<0.9
57	MG	2a	1773	1/1	0.82	0.15	64,64,64,64	0
57	MG	2A	3639	1/1	0.82	0.14	68,68,68,68	0
57	MG	1a	1688	1/1	0.82	0.32	70,70,70,70	0
57	MG	1A	3145	1/1	0.82	0.11	52,52,52,52	0
57	MG	1A	4038	1/1	0.82	0.11	54,54,54,54	0
57	MG	1A	3627	1/1	0.83	0.12	72,72,72,72	0
57	MG	2A	3842	1/1	0.83	0.12	30,30,30,30	0
57	MG	2A	3843	1/1	0.83	0.21	60,60,60,60	0
57	MG	1A	3648	1/1	0.83	0.15	57,57,57,57	0
57	MG	2A	3442	1/1	0.83	0.10	61,61,61,61	0
57	MG	2A	3460	1/1	0.83	0.18	72,72,72,72	0
57	MG	1a	1705	1/1	0.83	0.24	74,74,74,74	0
57	MG	1A	3671	1/1	0.83	0.15	58,58,58,58	0
57	MG	1A	3515	1/1	0.83	0.26	45,45,45,45	0
57	MG	1A	3350	1/1	0.83	0.22	66,66,66,66	0
57	MG	1A	3580	1/1	0.83	0.12	40,40,40,40	0
57	MG	2A	3252	1/1	0.83	0.18	58,58,58,58	0
57	MG	1A	3971	1/1	0.83	0.14	64,64,64,64	0
57	MG	2B	219	1/1	0.83	0.17	71,71,71,71	0
57	MG	1A	3972	1/1	0.83	0.12	48,48,48,48	0
57	MG	1A	3006	1/1	0.83	0.23	58,58,58,58	0
57	MG	1a	1642	1/1	0.83	0.28	70,70,70,70	0
57	MG	23	101	1/1	0.83	0.22	64,64,64,64	0
57	MG	1a	1646	1/1	0.83	0.13	87,87,87,87	0
57	MG	2A	3620	1/1	0.83	0.13	48,48,48,48	0
57	MG	2a	1633	1/1	0.83	0.40	70,70,70,70	0
57	MG	1A	4065	1/1	0.83	0.20	65,65,65,65	0
57	MG	2a	1643	1/1	0.83	0.20	77,77,77,77	0
57	MG	1A	3263	1/1	0.83	0.24	80,80,80,80	0
57	MG	2A	3638	1/1	0.83	0.23	73,73,73,73	0
57	MG	2A	3288	1/1	0.83	0.09	72,72,72,72	0
57	MG	2a	1669	1/1	0.83	0.34	63,63,63,63	0
57	MG	2A	3111	1/1	0.83	0.38	60,60,60,60	0
57	MG	2A	3653	1/1	0.83	0.14	66,66,66,66	0
57	MG	2A	3658	1/1	0.83	0.12	54,54,54,54	0
57	MG	2a	1681	1/1	0.83	0.21	61,61,61,61	0
57	MG	2A	3296	1/1	0.83	0.15	56,56,56,56	0
57	MG	1A	4070	1/1	0.83	0.15	61,61,61,61	0
57	MG	2A	3300	1/1	0.83	0.43	45,45,45,45	0
57	MG	1B	208	1/1	0.83	0.17	63,63,63,63	0
57	MG	2A	3305	1/1	0.83	0.16	70,70,70,70	0
57	MG	2A	3314	1/1	0.83	0.27	68,68,68,68	0

Continued on next page...

Continued from previous page...

Mol	Type	Chain	Res	Atoms	RSCC	RSR	B-factors(\AA^2)	Q<0.9
57	MG	1A	3737	1/1	0.83	0.11	49,49,49,49	0
57	MG	2A	3165	1/1	0.83	0.26	68,68,68,68	0
57	MG	2a	1738	1/1	0.83	0.31	68,68,68,68	0
57	MG	2a	1740	1/1	0.83	0.19	75,75,75,75	0
57	MG	2A	3329	1/1	0.83	0.30	69,69,69,69	0
57	MG	1A	3751	1/1	0.83	0.11	32,32,32,32	0
57	MG	1A	3915	1/1	0.83	0.14	46,46,46,46	0
57	MG	2a	1747	1/1	0.83	0.15	74,74,74,74	0
57	MG	2A	3355	1/1	0.83	0.25	67,67,67,67	0
57	MG	1D	310	1/1	0.83	0.19	48,48,48,48	0
57	MG	1a	1794	1/1	0.83	0.17	45,45,45,45	0
57	MG	1A	3505	1/1	0.83	0.31	69,69,69,69	0
57	MG	1a	1687	1/1	0.83	0.23	66,66,66,66	0
57	MG	1A	3623	1/1	0.83	0.18	53,53,53,53	0
57	MG	2A	3216	1/1	0.83	0.20	69,69,69,69	0
57	MG	2A	3223	1/1	0.83	0.35	50,50,50,50	0
57	MG	2A	3777	1/1	0.83	0.16	63,63,63,63	0
57	MG	2q	203	1/1	0.83	0.30	75,75,75,75	0
57	MG	2A	3792	1/1	0.83	0.18	54,54,54,54	0
57	MG	1A	3929	1/1	0.83	0.17	31,31,31,31	0
57	MG	2A	3426	1/1	0.83	0.26	65,65,65,65	0
57	MG	1E	312	1/1	0.84	0.16	59,59,59,59	0
57	MG	2B	213	1/1	0.84	0.26	70,70,70,70	0
57	MG	1a	1674	1/1	0.84	0.19	77,77,77,77	0
57	MG	1F	304	1/1	0.84	0.11	60,60,60,60	0
57	MG	1A	3864	1/1	0.84	0.32	66,66,66,66	0
57	MG	2A	3174	1/1	0.84	0.14	73,73,73,73	0
57	MG	2D	308	1/1	0.84	0.13	62,62,62,62	0
57	MG	2A	3307	1/1	0.84	0.33	50,50,50,50	0
57	MG	1A	4019	1/1	0.84	0.13	53,53,53,53	0
57	MG	2A	3315	1/1	0.84	0.12	64,64,64,64	0
57	MG	2a	1607	1/1	0.84	0.16	53,53,53,53	0
57	MG	2A	3651	1/1	0.84	0.23	61,61,61,61	0
57	MG	1A	3385	1/1	0.84	0.15	63,63,63,63	0
57	MG	2a	1632	1/1	0.84	0.14	65,65,65,65	0
57	MG	2A	3191	1/1	0.84	0.22	66,66,66,66	0
57	MG	1A	3876	1/1	0.84	0.14	23,23,23,23	0
57	MG	1a	1804	1/1	0.84	0.24	77,77,77,77	0
57	MG	2A	3332	1/1	0.84	0.16	55,55,55,55	0
57	MG	2A	3203	1/1	0.84	0.24	61,61,61,61	0
57	MG	2A	3353	1/1	0.84	0.12	71,71,71,71	0
57	MG	2a	1662	1/1	0.84	0.17	73,73,73,73	0

Continued on next page...

Continued from previous page...

Mol	Type	Chain	Res	Atoms	RSCC	RSR	B-factors(\AA^2)	Q<0.9
57	MG	1A	3026	1/1	0.84	0.19	59,59,59,59	0
57	MG	2A	3686	1/1	0.84	0.09	64,64,64,64	0
57	MG	2a	1675	1/1	0.84	0.29	67,67,67,67	0
57	MG	2A	3357	1/1	0.84	0.11	69,69,69,69	0
57	MG	1A	3894	1/1	0.84	0.15	32,32,32,32	0
57	MG	2A	3696	1/1	0.84	0.18	73,73,73,73	0
57	MG	1a	1691	1/1	0.84	0.47	64,64,64,64	0
57	MG	1a	1606	1/1	0.84	0.12	63,63,63,63	0
57	MG	1A	3899	1/1	0.84	0.21	48,48,48,48	0
57	MG	1a	1612	1/1	0.84	0.30	67,67,67,67	0
57	MG	1A	3901	1/1	0.84	0.23	53,53,53,53	0
57	MG	1A	4057	1/1	0.84	0.13	41,41,41,41	0
57	MG	2A	3411	1/1	0.84	0.23	57,57,57,57	0
57	MG	2A	3752	1/1	0.84	0.11	58,58,58,58	0
57	MG	2a	1737	1/1	0.84	0.19	77,77,77,77	0
57	MG	1A	3568	1/1	0.84	0.22	48,48,48,48	0
57	MG	1A	3487	1/1	0.84	0.22	67,67,67,67	0
57	MG	1a	1730	1/1	0.84	0.38	68,68,68,68	0
57	MG	1A	3669	1/1	0.84	0.10	48,48,48,48	0
57	MG	2A	3255	1/1	0.84	0.42	64,64,64,64	0
57	MG	2A	3790	1/1	0.84	0.17	51,51,51,51	0
57	MG	2A	3449	1/1	0.84	0.12	69,69,69,69	0
57	MG	1A	4085	1/1	0.84	0.19	54,54,54,54	0
57	MG	2A	3470	1/1	0.84	0.29	66,66,66,66	0
57	MG	2a	1765	1/1	0.84	0.21	80,80,80,80	0
57	MG	1A	3343	1/1	0.84	0.15	69,69,69,69	0
57	MG	1a	1752	1/1	0.84	0.17	68,68,68,68	0
57	MG	1A	3694	1/1	0.84	0.12	47,47,47,47	0
57	MG	1A	3837	1/1	0.84	0.13	64,64,64,64	0
57	MG	1A	3947	1/1	0.84	0.10	28,28,28,28	0
57	MG	2d	302	1/1	0.84	0.12	69,69,69,69	0
57	MG	2f	203	1/1	0.84	0.31	74,74,74,74	0
57	MG	2A	3552	1/1	0.84	0.17	70,70,70,70	0
57	MG	1a	1662	1/1	0.84	0.24	78,78,78,78	0
57	MG	2A	3280	1/1	0.84	0.10	59,59,59,59	0
57	MG	1A	3264	1/1	0.84	0.15	61,61,61,61	0
57	MG	2A	3146	1/1	0.84	0.24	65,65,65,65	0
57	MG	1A	3819	1/1	0.85	0.13	56,56,56,56	0
57	MG	1A	3967	1/1	0.85	0.16	61,61,61,61	0
57	MG	1A	3970	1/1	0.85	0.20	64,64,64,64	0
57	MG	1A	3422	1/1	0.85	0.15	48,48,48,48	0
57	MG	1Y	202	1/1	0.85	0.29	51,51,51,51	0

Continued on next page...

Continued from previous page...

Mol	Type	Chain	Res	Atoms	RSCC	RSR	B-factors(\AA^2)	Q<0.9
57	MG	2A	3622	1/1	0.85	0.34	63,63,63,63	0
57	MG	1a	1686	1/1	0.85	0.33	74,74,74,74	0
57	MG	1A	3254	1/1	0.85	0.14	57,57,57,57	0
57	MG	1A	3973	1/1	0.85	0.14	29,29,29,29	0
57	MG	2A	3322	1/1	0.85	0.37	73,73,73,73	0
57	MG	25	102	1/1	0.85	0.17	57,57,57,57	0
57	MG	2a	1605	1/1	0.85	0.31	67,67,67,67	0
57	MG	2A	3643	1/1	0.85	0.18	64,64,64,64	0
57	MG	2a	1609	1/1	0.85	0.15	67,67,67,67	0
57	MG	1A	3974	1/1	0.85	0.12	39,39,39,39	0
57	MG	2A	3205	1/1	0.85	0.11	75,75,75,75	0
57	MG	2A	3331	1/1	0.85	0.21	73,73,73,73	0
57	MG	2A	3207	1/1	0.85	0.19	69,69,69,69	0
57	MG	2a	1636	1/1	0.85	0.20	63,63,63,63	0
57	MG	1A	3912	1/1	0.85	0.12	47,47,47,47	0
57	MG	1a	1692	1/1	0.85	0.23	73,73,73,73	0
57	MG	1A	3822	1/1	0.85	0.13	46,46,46,46	0
57	MG	2a	1646	1/1	0.85	0.28	72,72,72,72	0
57	MG	1A	3170	1/1	0.85	0.29	58,58,58,58	0
57	MG	2a	1650	1/1	0.85	0.25	66,66,66,66	0
57	MG	1A	3578	1/1	0.85	0.21	55,55,55,55	0
57	MG	2a	1658	1/1	0.85	0.32	62,62,62,62	0
57	MG	2A	3370	1/1	0.85	0.27	66,66,66,66	0
57	MG	1A	3853	1/1	0.85	0.10	38,38,38,38	0
57	MG	1l	202	1/1	0.85	0.12	62,62,62,62	0
57	MG	1A	3460	1/1	0.85	0.20	67,67,67,67	0
57	MG	1x	106	1/1	0.85	0.15	57,57,57,57	0
57	MG	2a	1678	1/1	0.85	0.36	73,73,73,73	0
57	MG	1A	3858	1/1	0.85	0.27	46,46,46,46	0
57	MG	2A	3387	1/1	0.85	0.13	67,67,67,67	0
57	MG	2A	3712	1/1	0.85	0.12	64,64,64,64	0
57	MG	1a	1721	1/1	0.85	0.19	55,55,55,55	0
57	MG	2A	3721	1/1	0.85	0.10	61,61,61,61	0
57	MG	1A	3101	1/1	0.85	0.31	72,72,72,72	0
57	MG	2A	3415	1/1	0.85	0.34	60,60,60,60	0
57	MG	2A	3254	1/1	0.85	0.18	58,58,58,58	0
57	MG	2A	3424	1/1	0.85	0.18	72,72,72,72	0
57	MG	1A	3412	1/1	0.85	0.09	56,56,56,56	0
57	MG	1D	313	1/1	0.85	0.13	39,39,39,39	0
57	MG	1a	1733	1/1	0.85	0.15	76,76,76,76	0
57	MG	1a	1652	1/1	0.85	0.15	56,56,56,56	0
57	MG	2A	3763	1/1	0.85	0.10	73,73,73,73	0

Continued on next page...

Continued from previous page...

Mol	Type	Chain	Res	Atoms	RSCC	RSR	B-factors(\AA^2)	Q<0.9
57	MG	1a	1745	1/1	0.85	0.13	59,59,59,59	0
57	MG	1A	3957	1/1	0.85	0.23	66,66,66,66	0
57	MG	1a	1657	1/1	0.85	0.11	75,75,75,75	0
57	MG	2a	1751	1/1	0.85	0.14	59,59,59,59	0
57	MG	1a	1658	1/1	0.85	0.16	58,58,58,58	0
57	MG	2a	1758	1/1	0.85	0.16	74,74,74,74	0
57	MG	2A	3809	1/1	0.85	0.13	42,42,42,42	0
57	MG	2A	3503	1/1	0.85	0.19	64,64,64,64	0
57	MG	2A	3510	1/1	0.85	0.14	64,64,64,64	0
57	MG	2A	3514	1/1	0.85	0.12	38,38,38,38	0
57	MG	2A	3840	1/1	0.85	0.11	40,40,40,40	0
57	MG	2A	3522	1/1	0.85	0.14	56,56,56,56	0
57	MG	2A	3123	1/1	0.85	0.10	53,53,53,53	0
57	MG	2A	3281	1/1	0.85	0.32	76,76,76,76	0
57	MG	1A	3295	1/1	0.85	0.34	74,74,74,74	0
57	MG	1F	315	1/1	0.85	0.22	54,54,54,54	0
57	MG	2i	201	1/1	0.85	0.32	76,76,76,76	0
57	MG	2A	3549	1/1	0.85	0.19	51,51,51,51	0
57	MG	2A	3295	1/1	0.85	0.09	52,52,52,52	0
57	MG	1A	3507	1/1	0.85	0.15	61,61,61,61	0
57	MG	1a	1672	1/1	0.85	0.14	63,63,63,63	0
57	MG	2B	207	1/1	0.85	0.20	64,64,64,64	0
57	MG	1V	206	1/1	0.86	0.08	59,59,59,59	0
57	MG	1A	3812	1/1	0.86	0.12	43,43,43,43	0
57	MG	2A	3456	1/1	0.86	0.38	60,60,60,60	0
57	MG	1A	3626	1/1	0.86	0.19	60,60,60,60	0
57	MG	17	105	1/1	0.86	0.33	70,70,70,70	0
57	MG	2A	3471	1/1	0.86	0.14	63,63,63,63	0
57	MG	1a	1823	1/1	0.86	0.23	74,74,74,74	0
57	MG	2A	3486	1/1	0.86	0.19	52,52,52,52	0
57	MG	1e	202	1/1	0.86	0.13	64,64,64,64	0
57	MG	1A	3185	1/1	0.86	0.17	61,61,61,61	0
57	MG	1a	1601	1/1	0.86	0.21	59,59,59,59	0
57	MG	1A	3631	1/1	0.86	0.08	27,27,27,27	0
57	MG	2B	204	1/1	0.86	0.18	72,72,72,72	0
57	MG	2A	3526	1/1	0.86	0.12	67,67,67,67	0
57	MG	1A	3300	1/1	0.86	0.25	63,63,63,63	0
57	MG	1x	110	1/1	0.86	0.14	67,67,67,67	0
57	MG	1A	3366	1/1	0.86	0.33	63,63,63,63	0
57	MG	2A	3269	1/1	0.86	0.39	62,62,62,62	0
57	MG	2A	3544	1/1	0.86	0.21	69,69,69,69	0
57	MG	2A	3545	1/1	0.86	0.12	40,40,40,40	0

Continued on next page...

Continued from previous page...

Mol	Type	Chain	Res	Atoms	RSCC	RSR	B-factors(\AA^2)	Q<0.9
57	MG	2A	3007	1/1	0.86	0.24	58,58,58,58	0
57	MG	1A	3378	1/1	0.86	0.20	55,55,55,55	0
57	MG	2A	3023	1/1	0.86	0.27	68,68,68,68	0
57	MG	1A	3233	1/1	0.86	0.16	55,55,55,55	0
57	MG	2A	3585	1/1	0.86	0.13	31,31,31,31	0
57	MG	1a	1627	1/1	0.86	0.14	55,55,55,55	0
57	MG	27	102	1/1	0.86	0.30	68,68,68,68	0
57	MG	1A	3204	1/1	0.86	0.11	47,47,47,47	0
57	MG	1A	3968	1/1	0.86	0.13	60,60,60,60	0
57	MG	2A	3601	1/1	0.86	0.14	38,38,38,38	0
57	MG	2a	1613	1/1	0.86	0.26	62,62,62,62	0
57	MG	1A	3262	1/1	0.86	0.28	62,62,62,62	0
57	MG	2A	3613	1/1	0.86	0.20	62,62,62,62	0
57	MG	2a	1626	1/1	0.86	0.32	69,69,69,69	0
57	MG	2A	3293	1/1	0.86	0.21	59,59,59,59	0
57	MG	1A	3533	1/1	0.86	0.20	67,67,67,67	0
57	MG	1A	4079	1/1	0.86	0.20	55,55,55,55	0
57	MG	2A	3097	1/1	0.86	0.25	72,72,72,72	0
57	MG	2A	3099	1/1	0.86	0.29	66,66,66,66	0
57	MG	1a	1737	1/1	0.86	0.17	67,67,67,67	0
57	MG	2A	3642	1/1	0.86	0.15	52,52,52,52	0
57	MG	1A	3566	1/1	0.86	0.15	61,61,61,61	0
57	MG	2A	3646	1/1	0.86	0.11	55,55,55,55	0
57	MG	2a	1654	1/1	0.86	0.33	58,58,58,58	0
57	MG	1A	3728	1/1	0.86	0.10	22,22,22,22	0
57	MG	2A	3133	1/1	0.86	0.11	53,53,53,53	0
57	MG	1A	3335	1/1	0.86	0.32	57,57,57,57	0
57	MG	1B	221	1/1	0.86	0.13	56,56,56,56	0
57	MG	1A	3050	1/1	0.86	0.29	58,58,58,58	0
57	MG	1A	3183	1/1	0.86	0.26	51,51,51,51	0
57	MG	1A	3267	1/1	0.86	0.17	46,46,46,46	0
57	MG	1a	1766	1/1	0.86	0.20	70,70,70,70	0
57	MG	2A	3172	1/1	0.86	0.16	53,53,53,53	0
57	MG	2A	3677	1/1	0.86	0.13	54,54,54,54	0
57	MG	2A	3681	1/1	0.86	0.16	59,59,59,59	0
57	MG	1A	3900	1/1	0.86	0.27	38,38,38,38	0
57	MG	1A	3445	1/1	0.86	0.17	60,60,60,60	0
57	MG	2A	3352	1/1	0.86	0.21	68,68,68,68	0
57	MG	2A	3690	1/1	0.86	0.16	69,69,69,69	0
57	MG	2A	3692	1/1	0.86	0.13	56,56,56,56	0
57	MG	1a	1668	1/1	0.86	0.10	62,62,62,62	0
57	MG	2A	3185	1/1	0.86	0.24	70,70,70,70	0

Continued on next page...

Continued from previous page...

Mol	Type	Chain	Res	Atoms	RSCC	RSR	B-factors(\AA^2)	Q<0.9
57	MG	2A	3186	1/1	0.86	0.48	70,70,70,70	0
57	MG	2A	3701	1/1	0.86	0.12	56,56,56,56	0
57	MG	2A	3189	1/1	0.86	0.16	61,61,61,61	0
57	MG	2A	3707	1/1	0.86	0.10	38,38,38,38	0
57	MG	2a	1743	1/1	0.86	0.29	54,54,54,54	0
57	MG	2A	3708	1/1	0.86	0.20	59,59,59,59	0
57	MG	2A	3711	1/1	0.86	0.15	73,73,73,73	0
57	MG	1A	3782	1/1	0.86	0.11	20,20,20,20	0
57	MG	2A	3192	1/1	0.86	0.21	55,55,55,55	0
57	MG	2a	1753	1/1	0.86	0.34	68,68,68,68	0
57	MG	1a	1673	1/1	0.86	0.30	69,69,69,69	0
57	MG	2A	3197	1/1	0.86	0.15	63,63,63,63	0
57	MG	1A	3360	1/1	0.86	0.18	62,62,62,62	0
57	MG	1a	1790	1/1	0.86	0.18	61,61,61,61	0
57	MG	1a	1793	1/1	0.86	0.15	69,69,69,69	0
57	MG	2A	3389	1/1	0.86	0.25	78,78,78,78	0
57	MG	1A	3609	1/1	0.86	0.09	45,45,45,45	0
57	MG	2A	3402	1/1	0.86	0.19	42,42,42,42	0
57	MG	1A	4010	1/1	0.86	0.14	66,66,66,66	0
57	MG	2a	1772	1/1	0.86	0.14	76,76,76,76	0
57	MG	2A	3213	1/1	0.86	0.13	58,58,58,58	0
57	MG	2A	3764	1/1	0.86	0.15	51,51,51,51	0
57	MG	2f	202	1/1	0.86	0.17	75,75,75,75	0
57	MG	2A	3770	1/1	0.86	0.16	49,49,49,49	0
57	MG	1a	1797	1/1	0.86	0.17	56,56,56,56	0
57	MG	1A	3457	1/1	0.86	0.14	63,63,63,63	0
57	MG	2l	201	1/1	0.86	0.15	62,62,62,62	0
57	MG	1A	3811	1/1	0.86	0.19	55,55,55,55	0
57	MG	1U	210	1/1	0.86	0.25	47,47,47,47	0
57	MG	2A	3795	1/1	0.86	0.13	57,57,57,57	0
57	MG	2A	3238	1/1	0.86	0.22	71,71,71,71	0
57	MG	2A	3824	1/1	0.87	0.12	73,73,73,73	0
57	MG	1A	3683	1/1	0.87	0.12	39,39,39,39	0
57	MG	2A	3836	1/1	0.87	0.21	70,70,70,70	0
57	MG	2A	3263	1/1	0.87	0.20	62,62,62,62	0
57	MG	1a	1603	1/1	0.87	0.18	58,58,58,58	0
57	MG	1a	1605	1/1	0.87	0.15	74,74,74,74	0
57	MG	2A	3043	1/1	0.87	0.13	71,71,71,71	0
57	MG	1A	3442	1/1	0.87	0.20	59,59,59,59	0
57	MG	1a	1714	1/1	0.87	0.11	73,73,73,73	0
57	MG	1A	3339	1/1	0.87	0.22	70,70,70,70	0
57	MG	2A	3852	1/1	0.87	0.14	53,53,53,53	0

Continued on next page...

Continued from previous page...

Mol	Type	Chain	Res	Atoms	RSCC	RSR	B-factors(\AA^2)	Q<0.9
57	MG	1A	3373	1/1	0.87	0.17	61,61,61,61	0
57	MG	1a	1613	1/1	0.87	0.11	68,68,68,68	0
57	MG	2A	3286	1/1	0.87	0.22	61,61,61,61	0
57	MG	1A	3835	1/1	0.87	0.19	55,55,55,55	0
57	MG	1A	3296	1/1	0.87	0.35	65,65,65,65	0
57	MG	1A	3849	1/1	0.87	0.14	50,50,50,50	0
57	MG	2A	3562	1/1	0.87	0.21	60,60,60,60	0
57	MG	2A	3104	1/1	0.87	0.32	57,57,57,57	0
57	MG	2A	3581	1/1	0.87	0.19	61,61,61,61	0
57	MG	2B	216	1/1	0.87	0.20	67,67,67,67	0
57	MG	1a	1736	1/1	0.87	0.38	72,72,72,72	0
57	MG	1A	3046	1/1	0.87	0.09	28,28,28,28	0
57	MG	1A	3392	1/1	0.87	0.20	36,36,36,36	0
57	MG	1A	4073	1/1	0.87	0.14	73,73,73,73	0
57	MG	2A	3598	1/1	0.87	0.18	66,66,66,66	0
57	MG	2W	201	1/1	0.87	0.23	65,65,65,65	0
57	MG	1a	1750	1/1	0.87	0.13	64,64,64,64	0
57	MG	2A	3602	1/1	0.87	0.13	59,59,59,59	0
57	MG	25	104	1/1	0.87	0.17	53,53,53,53	0
57	MG	1A	3489	1/1	0.87	0.10	51,51,51,51	0
57	MG	28	102	1/1	0.87	0.21	57,57,57,57	0
57	MG	29	101	1/1	0.87	0.22	65,65,65,65	0
57	MG	1A	3615	1/1	0.87	0.10	29,29,29,29	0
57	MG	2A	3615	1/1	0.87	0.15	70,70,70,70	0
57	MG	1B	202	1/1	0.87	0.25	59,59,59,59	0
57	MG	1B	205	1/1	0.87	0.29	70,70,70,70	0
57	MG	2A	3630	1/1	0.87	0.17	60,60,60,60	0
57	MG	1a	1649	1/1	0.87	0.26	63,63,63,63	0
57	MG	2a	1619	1/1	0.87	0.14	63,63,63,63	0
57	MG	1a	1650	1/1	0.87	0.18	72,72,72,72	0
57	MG	2A	3634	1/1	0.87	0.20	64,64,64,64	0
57	MG	2A	3323	1/1	0.87	0.18	59,59,59,59	0
57	MG	2A	3326	1/1	0.87	0.17	75,75,75,75	0
57	MG	2A	3327	1/1	0.87	0.11	73,73,73,73	0
57	MG	2A	3328	1/1	0.87	0.17	70,70,70,70	0
57	MG	2A	3644	1/1	0.87	0.20	66,66,66,66	0
57	MG	1a	1651	1/1	0.87	0.29	67,67,67,67	0
57	MG	1A	3616	1/1	0.87	0.09	26,26,26,26	0
57	MG	1a	1653	1/1	0.87	0.23	69,69,69,69	0
57	MG	2a	1651	1/1	0.87	0.20	68,68,68,68	0
57	MG	1A	3393	1/1	0.87	0.15	53,53,53,53	0
57	MG	2A	3339	1/1	0.87	0.14	64,64,64,64	0

Continued on next page...

Continued from previous page...

Mol	Type	Chain	Res	Atoms	RSCC	RSR	B-factors(\AA^2)	Q<0.9
57	MG	1A	3980	1/1	0.87	0.13	62,62,62,62	0
57	MG	1A	3877	1/1	0.87	0.13	71,71,71,71	0
57	MG	2a	1667	1/1	0.87	0.27	66,66,66,66	0
57	MG	2A	3190	1/1	0.87	0.34	68,68,68,68	0
57	MG	2a	1671	1/1	0.87	0.21	67,67,67,67	0
57	MG	1a	1787	1/1	0.87	0.19	70,70,70,70	0
57	MG	1a	1788	1/1	0.87	0.22	68,68,68,68	0
57	MG	2A	3676	1/1	0.87	0.12	59,59,59,59	0
57	MG	2A	3359	1/1	0.87	0.21	75,75,75,75	0
57	MG	1A	3189	1/1	0.87	0.14	38,38,38,38	0
57	MG	2A	3369	1/1	0.87	0.29	61,61,61,61	0
57	MG	2a	1693	1/1	0.87	0.27	78,78,78,78	0
57	MG	1a	1792	1/1	0.87	0.14	65,65,65,65	0
57	MG	2A	3199	1/1	0.87	0.13	58,58,58,58	0
57	MG	1D	302	1/1	0.87	0.19	64,64,64,64	0
57	MG	1A	3351	1/1	0.87	0.22	66,66,66,66	0
57	MG	2A	3379	1/1	0.87	0.25	46,46,46,46	0
57	MG	1A	3359	1/1	0.87	0.10	49,49,49,49	0
57	MG	1E	308	1/1	0.87	0.21	60,60,60,60	0
57	MG	2A	3383	1/1	0.87	0.15	64,64,64,64	0
57	MG	2a	1733	1/1	0.87	0.12	55,55,55,55	0
57	MG	2A	3209	1/1	0.87	0.09	53,53,53,53	0
57	MG	2A	3705	1/1	0.87	0.15	49,49,49,49	0
57	MG	1A	3256	1/1	0.87	0.19	59,59,59,59	0
57	MG	1A	3989	1/1	0.87	0.14	46,46,46,46	0
57	MG	2A	3392	1/1	0.87	0.19	61,61,61,61	0
57	MG	2a	1744	1/1	0.87	0.23	74,74,74,74	0
57	MG	1A	3991	1/1	0.87	0.29	36,36,36,36	0
57	MG	1A	3794	1/1	0.87	0.18	56,56,56,56	0
57	MG	2A	3715	1/1	0.87	0.13	62,62,62,62	0
57	MG	1a	1679	1/1	0.87	0.13	66,66,66,66	0
57	MG	2A	3420	1/1	0.87	0.20	53,53,53,53	0
57	MG	1A	3911	1/1	0.87	0.13	29,29,29,29	0
57	MG	2a	1757	1/1	0.87	0.27	72,72,72,72	0
57	MG	1A	3795	1/1	0.87	0.13	45,45,45,45	0
57	MG	2A	3736	1/1	0.87	0.22	63,63,63,63	0
57	MG	2A	3745	1/1	0.87	0.11	68,68,68,68	0
57	MG	1A	3808	1/1	0.87	0.15	38,38,38,38	0
57	MG	1A	3655	1/1	0.87	0.11	40,40,40,40	0
57	MG	1A	3660	1/1	0.87	0.18	28,28,28,28	0
57	MG	1A	3294	1/1	0.87	0.16	56,56,56,56	0
57	MG	1A	3166	1/1	0.87	0.25	56,56,56,56	0

Continued on next page...

Continued from previous page...

Mol	Type	Chain	Res	Atoms	RSCC	RSR	B-factors(\AA^2)	Q<0.9
57	MG	2A	3453	1/1	0.87	0.14	69,69,69,69	0
57	MG	1x	104	1/1	0.87	0.17	65,65,65,65	0
57	MG	2A	3458	1/1	0.87	0.32	66,66,66,66	0
57	MG	1Y	203	1/1	0.87	0.14	62,62,62,62	0
57	MG	2A	3468	1/1	0.87	0.13	66,66,66,66	0
57	MG	2A	3779	1/1	0.87	0.08	46,46,46,46	0
57	MG	1A	3678	1/1	0.87	0.18	66,66,66,66	0
57	MG	1A	4033	1/1	0.87	0.14	59,59,59,59	0
57	MG	1a	1703	1/1	0.87	0.32	75,75,75,75	0
57	MG	2A	3482	1/1	0.87	0.26	55,55,55,55	0
57	MG	2A	3485	1/1	0.87	0.14	60,60,60,60	0
57	MG	2A	3261	1/1	0.87	0.10	68,68,68,68	0
57	MG	1A	3836	1/1	0.88	0.11	70,70,70,70	0
57	MG	2A	3294	1/1	0.88	0.23	64,64,64,64	0
57	MG	2A	3534	1/1	0.88	0.10	52,52,52,52	0
57	MG	2A	3124	1/1	0.88	0.10	66,66,66,66	0
57	MG	1A	4008	1/1	0.88	0.12	56,56,56,56	0
57	MG	2A	3298	1/1	0.88	0.20	60,60,60,60	0
57	MG	1D	312	1/1	0.88	0.24	41,41,41,41	0
57	MG	2A	3851	1/1	0.88	0.17	65,65,65,65	0
57	MG	1A	3427	1/1	0.88	0.12	61,61,61,61	0
57	MG	2A	3148	1/1	0.88	0.34	59,59,59,59	0
57	MG	2A	3303	1/1	0.88	0.14	60,60,60,60	0
57	MG	2A	3157	1/1	0.88	0.22	70,70,70,70	0
57	MG	2A	3563	1/1	0.88	0.20	58,58,58,58	0
57	MG	2B	206	1/1	0.88	0.29	67,67,67,67	0
57	MG	1a	1759	1/1	0.88	0.19	66,66,66,66	0
57	MG	2A	3310	1/1	0.88	0.17	56,56,56,56	0
57	MG	2A	3312	1/1	0.88	0.39	66,66,66,66	0
57	MG	1A	4013	1/1	0.88	0.08	59,59,59,59	0
57	MG	1A	3543	1/1	0.88	0.49	44,44,44,44	0
57	MG	1a	1774	1/1	0.88	0.11	61,61,61,61	0
57	MG	2B	218	1/1	0.88	0.21	70,70,70,70	0
57	MG	2A	3595	1/1	0.88	0.17	69,69,69,69	0
57	MG	2A	3319	1/1	0.88	0.20	55,55,55,55	0
57	MG	2B	222	1/1	0.88	0.21	73,73,73,73	0
57	MG	1A	3949	1/1	0.88	0.15	58,58,58,58	0
57	MG	2D	309	1/1	0.88	0.11	57,57,57,57	0
57	MG	1A	3612	1/1	0.88	0.09	32,32,32,32	0
57	MG	2E	306	1/1	0.88	0.10	30,30,30,30	0
57	MG	2O	201	1/1	0.88	0.10	60,60,60,60	0
57	MG	1A	3787	1/1	0.88	0.13	59,59,59,59	0

Continued on next page...

Continued from previous page...

Mol	Type	Chain	Res	Atoms	RSCC	RSR	B-factors(\AA^2)	Q<0.9
57	MG	2V	201	1/1	0.88	0.20	52,52,52,52	0
57	MG	2A	3612	1/1	0.88	0.12	46,46,46,46	0
57	MG	2I	101	1/1	0.88	0.29	52,52,52,52	0
57	MG	1A	3962	1/1	0.88	0.12	39,39,39,39	0
57	MG	25	101	1/1	0.88	0.31	58,58,58,58	0
57	MG	1O	203	1/1	0.88	0.18	67,67,67,67	0
57	MG	2A	3619	1/1	0.88	0.34	47,47,47,47	0
57	MG	26	101	1/1	0.88	0.14	54,54,54,54	0
57	MG	1a	1671	1/1	0.88	0.18	65,65,65,65	0
57	MG	1O	204	1/1	0.88	0.11	60,60,60,60	0
57	MG	1A	3547	1/1	0.88	0.33	57,57,57,57	0
57	MG	2a	1603	1/1	0.88	0.12	63,63,63,63	0
57	MG	1A	3684	1/1	0.88	0.09	23,23,23,23	0
57	MG	1U	209	1/1	0.88	0.10	51,51,51,51	0
57	MG	1A	3548	1/1	0.88	0.27	51,51,51,51	0
57	MG	2A	3635	1/1	0.88	0.09	33,33,33,33	0
57	MG	2A	3340	1/1	0.88	0.12	58,58,58,58	0
57	MG	1A	3801	1/1	0.88	0.17	56,56,56,56	0
57	MG	2A	3641	1/1	0.88	0.26	68,68,68,68	0
57	MG	2a	1624	1/1	0.88	0.32	54,54,54,54	0
57	MG	2A	3348	1/1	0.88	0.18	65,65,65,65	0
57	MG	1A	4046	1/1	0.88	0.14	59,59,59,59	0
57	MG	1a	1681	1/1	0.88	0.17	68,68,68,68	0
57	MG	1A	4050	1/1	0.88	0.08	16,16,16,16	0
57	MG	2A	3649	1/1	0.88	0.14	53,53,53,53	0
57	MG	2A	3356	1/1	0.88	0.12	68,68,68,68	0
57	MG	1a	1684	1/1	0.88	0.26	60,60,60,60	0
57	MG	2A	3206	1/1	0.88	0.20	66,66,66,66	0
57	MG	2A	3363	1/1	0.88	0.26	62,62,62,62	0
57	MG	1A	4051	1/1	0.88	0.12	59,59,59,59	0
57	MG	1A	3695	1/1	0.88	0.13	62,62,62,62	0
57	MG	2A	3665	1/1	0.88	0.20	51,51,51,51	0
57	MG	1a	1815	1/1	0.88	0.09	68,68,68,68	0
57	MG	18	104	1/1	0.88	0.12	66,66,66,66	0
57	MG	2a	1660	1/1	0.88	0.50	71,71,71,71	0
57	MG	1A	3326	1/1	0.88	0.24	62,62,62,62	0
57	MG	2a	1666	1/1	0.88	0.13	66,66,66,66	0
57	MG	1A	3368	1/1	0.88	0.14	53,53,53,53	0
57	MG	2A	3225	1/1	0.88	0.20	59,59,59,59	0
57	MG	1a	1602	1/1	0.88	0.23	60,60,60,60	0
57	MG	2A	3232	1/1	0.88	0.25	61,61,61,61	0
57	MG	1A	4058	1/1	0.88	0.18	62,62,62,62	0

Continued on next page...

Continued from previous page...

Mol	Type	Chain	Res	Atoms	RSCC	RSR	B-factors(\AA^2)	Q<0.9
57	MG	1A	3898	1/1	0.88	0.12	25,25,25,25	0
57	MG	2a	1677	1/1	0.88	0.36	67,67,67,67	0
57	MG	1A	3577	1/1	0.88	0.19	56,56,56,56	0
57	MG	1A	3401	1/1	0.88	0.15	60,60,60,60	0
57	MG	1A	3720	1/1	0.88	0.11	49,49,49,49	0
57	MG	2a	1688	1/1	0.88	0.21	64,64,64,64	0
57	MG	1A	3903	1/1	0.88	0.12	40,40,40,40	0
57	MG	2A	3409	1/1	0.88	0.30	57,57,57,57	0
57	MG	2a	1709	1/1	0.88	0.20	63,63,63,63	0
57	MG	1A	4080	1/1	0.88	0.22	70,70,70,70	0
57	MG	1A	3633	1/1	0.88	0.16	50,50,50,50	0
57	MG	2A	3250	1/1	0.88	0.20	62,62,62,62	0
57	MG	1a	1718	1/1	0.88	0.24	73,73,73,73	0
57	MG	1a	1720	1/1	0.88	0.42	68,68,68,68	0
57	MG	1A	3456	1/1	0.88	0.10	56,56,56,56	0
57	MG	2A	3028	1/1	0.88	0.14	64,64,64,64	0
57	MG	2A	3431	1/1	0.88	0.38	70,70,70,70	0
57	MG	1a	1723	1/1	0.88	0.38	56,56,56,56	0
57	MG	2A	3437	1/1	0.88	0.28	65,65,65,65	0
57	MG	2A	3722	1/1	0.88	0.16	64,64,64,64	0
57	MG	2A	3438	1/1	0.88	0.20	65,65,65,65	0
57	MG	2A	3726	1/1	0.88	0.15	64,64,64,64	0
57	MG	1A	3423	1/1	0.88	0.17	58,58,58,58	0
57	MG	2A	3733	1/1	0.88	0.19	46,46,46,46	0
57	MG	2A	3446	1/1	0.88	0.29	65,65,65,65	0
57	MG	1a	1729	1/1	0.88	0.32	73,73,73,73	0
57	MG	2a	1750	1/1	0.88	0.14	62,62,62,62	0
57	MG	2A	3264	1/1	0.88	0.12	70,70,70,70	0
57	MG	2A	3084	1/1	0.88	0.14	49,49,49,49	0
57	MG	2A	3267	1/1	0.88	0.12	60,60,60,60	0
57	MG	1a	1635	1/1	0.88	0.27	68,68,68,68	0
57	MG	2A	3271	1/1	0.88	0.17	66,66,66,66	0
57	MG	2A	3758	1/1	0.88	0.13	68,68,68,68	0
57	MG	1A	3320	1/1	0.88	0.30	35,35,35,35	0
57	MG	1B	209	1/1	0.88	0.27	58,58,58,58	0
57	MG	2A	3479	1/1	0.88	0.18	52,52,52,52	0
57	MG	2a	1768	1/1	0.88	0.26	61,61,61,61	0
57	MG	1A	3831	1/1	0.88	0.18	56,56,56,56	0
57	MG	2A	3276	1/1	0.88	0.14	66,66,66,66	0
57	MG	1a	1643	1/1	0.88	0.32	64,64,64,64	0
57	MG	1A	3832	1/1	0.88	0.16	63,63,63,63	0
57	MG	2A	3780	1/1	0.88	0.09	75,75,75,75	0

Continued on next page...

Continued from previous page...

Mol	Type	Chain	Res	Atoms	RSCC	RSR	B-factors(\AA^2)	Q<0.9
57	MG	2a	1776	1/1	0.88	0.14	68,68,68,68	0
57	MG	2A	3494	1/1	0.88	0.17	63,63,63,63	0
57	MG	2e	201	1/1	0.88	0.12	71,71,71,71	0
57	MG	2A	3500	1/1	0.88	0.14	44,44,44,44	0
57	MG	1a	1739	1/1	0.88	0.24	60,60,60,60	0
57	MG	2A	3800	1/1	0.88	0.10	46,46,46,46	0
57	MG	2A	3506	1/1	0.88	0.26	59,59,59,59	0
57	MG	2A	3282	1/1	0.88	0.29	69,69,69,69	0
57	MG	1B	223	1/1	0.88	0.13	53,53,53,53	0
57	MG	2v	101	1/1	0.88	0.33	63,63,63,63	0
57	MG	2A	3516	1/1	0.88	0.12	42,42,42,42	0
57	MG	1A	3664	1/1	0.88	0.19	56,56,56,56	0
57	MG	1A	4004	1/1	0.88	0.12	42,42,42,42	0
57	MG	2A	3617	1/1	0.89	0.10	59,59,59,59	0
57	MG	1A	3250	1/1	0.89	0.23	57,57,57,57	0
57	MG	1N	202	1/1	0.89	0.10	47,47,47,47	0
57	MG	1N	206	1/1	0.89	0.14	54,54,54,54	0
57	MG	1A	3024	1/1	0.89	0.30	56,56,56,56	0
57	MG	1A	3514	1/1	0.89	0.39	44,44,44,44	0
57	MG	1A	3091	1/1	0.89	0.12	48,48,48,48	0
57	MG	2A	3214	1/1	0.89	0.12	60,60,60,60	0
57	MG	2E	303	1/1	0.89	0.22	62,62,62,62	0
57	MG	2A	3215	1/1	0.89	0.10	59,59,59,59	0
57	MG	1a	1811	1/1	0.89	0.15	72,72,72,72	0
57	MG	2F	302	1/1	0.89	0.19	49,49,49,49	0
57	MG	2F	303	1/1	0.89	0.14	44,44,44,44	0
57	MG	1A	3645	1/1	0.89	0.08	23,23,23,23	0
57	MG	1A	3096	1/1	0.89	0.26	54,54,54,54	0
57	MG	1A	4022	1/1	0.89	0.18	63,63,63,63	0
57	MG	1A	3518	1/1	0.89	0.26	49,49,49,49	0
57	MG	2X	101	1/1	0.89	0.09	50,50,50,50	0
57	MG	1a	1820	1/1	0.89	0.17	66,66,66,66	0
57	MG	1A	3798	1/1	0.89	0.18	55,55,55,55	0
57	MG	1A	3923	1/1	0.89	0.13	61,61,61,61	0
57	MG	1a	1694	1/1	0.89	0.16	62,62,62,62	0
57	MG	1A	4035	1/1	0.89	0.09	39,39,39,39	0
57	MG	2A	3652	1/1	0.89	0.13	49,49,49,49	0
57	MG	1A	3306	1/1	0.89	0.20	45,45,45,45	0
57	MG	2A	3656	1/1	0.89	0.23	62,62,62,62	0
57	MG	1v	101	1/1	0.89	0.10	75,75,75,75	0
57	MG	2A	3391	1/1	0.89	0.30	71,71,71,71	0
57	MG	1A	3430	1/1	0.89	0.28	59,59,59,59	0

Continued on next page...

Continued from previous page...

Mol	Type	Chain	Res	Atoms	RSCC	RSR	B-factors(\AA^2)	Q<0.9
57	MG	2A	3663	1/1	0.89	0.10	68,68,68,68	0
57	MG	2a	1608	1/1	0.89	0.24	52,52,52,52	0
57	MG	1a	1704	1/1	0.89	0.16	62,62,62,62	0
57	MG	1A	4040	1/1	0.89	0.12	33,33,33,33	0
57	MG	2a	1615	1/1	0.89	0.14	58,58,58,58	0
57	MG	2A	3410	1/1	0.89	0.36	60,60,60,60	0
57	MG	1A	3431	1/1	0.89	0.24	47,47,47,47	0
57	MG	1A	3810	1/1	0.89	0.09	36,36,36,36	0
57	MG	2a	1620	1/1	0.89	0.19	47,47,47,47	0
57	MG	2a	1621	1/1	0.89	0.38	66,66,66,66	0
57	MG	2A	3416	1/1	0.89	0.23	60,60,60,60	0
57	MG	2A	3680	1/1	0.89	0.19	48,48,48,48	0
57	MG	1A	3441	1/1	0.89	0.13	58,58,58,58	0
57	MG	1A	3675	1/1	0.89	0.13	28,28,28,28	0
57	MG	1a	1716	1/1	0.89	0.23	67,67,67,67	0
57	MG	1A	3551	1/1	0.89	0.28	62,62,62,62	0
57	MG	2a	1642	1/1	0.89	0.23	56,56,56,56	0
57	MG	1a	1609	1/1	0.89	0.20	71,71,71,71	0
57	MG	2A	3045	1/1	0.89	0.29	59,59,59,59	0
57	MG	1A	3682	1/1	0.89	0.12	30,30,30,30	0
57	MG	2A	3268	1/1	0.89	0.13	61,61,61,61	0
57	MG	2A	3078	1/1	0.89	0.16	54,54,54,54	0
57	MG	1A	3959	1/1	0.89	0.11	76,76,76,76	0
57	MG	1A	3386	1/1	0.89	0.46	48,48,48,48	0
57	MG	1A	3309	1/1	0.89	0.30	55,55,55,55	0
57	MG	2a	1657	1/1	0.89	0.26	59,59,59,59	0
57	MG	1A	3690	1/1	0.89	0.10	31,31,31,31	0
57	MG	2a	1659	1/1	0.89	0.28	62,62,62,62	0
57	MG	2A	3454	1/1	0.89	0.19	63,63,63,63	0
57	MG	1a	1731	1/1	0.89	0.30	64,64,64,64	0
57	MG	2A	3093	1/1	0.89	0.14	69,69,69,69	0
57	MG	1A	3311	1/1	0.89	0.12	59,59,59,59	0
57	MG	1A	3451	1/1	0.89	0.18	62,62,62,62	0
57	MG	1A	3453	1/1	0.89	0.09	59,59,59,59	0
57	MG	1A	4084	1/1	0.89	0.23	63,63,63,63	0
57	MG	2a	1674	1/1	0.89	0.17	75,75,75,75	0
57	MG	2A	3723	1/1	0.89	0.15	68,68,68,68	0
57	MG	2A	3724	1/1	0.89	0.11	62,62,62,62	0
57	MG	1A	3397	1/1	0.89	0.12	43,43,43,43	0
57	MG	2A	3116	1/1	0.89	0.13	62,62,62,62	0
57	MG	2A	3118	1/1	0.89	0.19	51,51,51,51	0
57	MG	2A	3730	1/1	0.89	0.18	46,46,46,46	0

Continued on next page...

Continued from previous page...

Mol	Type	Chain	Res	Atoms	RSCC	RSR	B-factors(\AA^2)	Q<0.9
57	MG	1A	4086	1/1	0.89	0.18	70,70,70,70	0
57	MG	1a	1740	1/1	0.89	0.23	71,71,71,71	0
57	MG	2a	1698	1/1	0.89	0.25	72,72,72,72	0
57	MG	2A	3492	1/1	0.89	0.21	57,57,57,57	0
57	MG	2A	3737	1/1	0.89	0.10	62,62,62,62	0
57	MG	1a	1742	1/1	0.89	0.15	65,65,65,65	0
57	MG	2A	3747	1/1	0.89	0.12	50,50,50,50	0
57	MG	1A	3172	1/1	0.89	0.13	49,49,49,49	0
57	MG	2a	1721	1/1	0.89	0.16	59,59,59,59	0
57	MG	1A	3051	1/1	0.89	0.10	28,28,28,28	0
57	MG	2A	3140	1/1	0.89	0.12	46,46,46,46	0
57	MG	1A	3718	1/1	0.89	0.15	70,70,70,70	0
57	MG	1A	3851	1/1	0.89	0.14	42,42,42,42	0
57	MG	2A	3759	1/1	0.89	0.08	37,37,37,37	0
57	MG	1B	210	1/1	0.89	0.11	46,46,46,46	0
57	MG	2A	3162	1/1	0.89	0.28	57,57,57,57	0
57	MG	1A	3462	1/1	0.89	0.31	72,72,72,72	0
57	MG	2A	3311	1/1	0.89	0.20	57,57,57,57	0
57	MG	1A	3723	1/1	0.89	0.13	51,51,51,51	0
57	MG	2A	3773	1/1	0.89	0.09	62,62,62,62	0
57	MG	1A	3116	1/1	0.89	0.39	38,38,38,38	0
57	MG	1a	1762	1/1	0.89	0.14	70,70,70,70	0
57	MG	1A	3861	1/1	0.89	0.11	68,68,68,68	0
57	MG	2a	1748	1/1	0.89	0.15	65,65,65,65	0
57	MG	1A	3411	1/1	0.89	0.14	55,55,55,55	0
57	MG	1B	234	1/1	0.89	0.10	67,67,67,67	0
57	MG	1A	3736	1/1	0.89	0.11	43,43,43,43	0
57	MG	2A	3551	1/1	0.89	0.10	57,57,57,57	0
57	MG	1a	1661	1/1	0.89	0.32	62,62,62,62	0
57	MG	2A	3324	1/1	0.89	0.24	54,54,54,54	0
57	MG	1A	3495	1/1	0.89	0.18	57,57,57,57	0
57	MG	2A	3818	1/1	0.89	0.09	57,57,57,57	0
57	MG	2a	1762	1/1	0.89	0.10	71,71,71,71	0
57	MG	1A	3744	1/1	0.89	0.08	17,17,17,17	0
57	MG	2A	3566	1/1	0.89	0.10	65,65,65,65	0
57	MG	2A	3567	1/1	0.89	0.25	62,62,62,62	0
57	MG	1A	3995	1/1	0.89	0.09	64,64,64,64	0
57	MG	2A	3578	1/1	0.89	0.13	60,60,60,60	0
57	MG	1A	3879	1/1	0.89	0.14	35,35,35,35	0
57	MG	2A	3582	1/1	0.89	0.11	69,69,69,69	0
57	MG	1A	3617	1/1	0.89	0.12	54,54,54,54	0
57	MG	1A	3889	1/1	0.89	0.08	42,42,42,42	0

Continued on next page...

Continued from previous page...

Mol	Type	Chain	Res	Atoms	RSCC	RSR	B-factors(\AA^2)	Q<0.9
57	MG	1F	311	1/1	0.89	0.11	47,47,47,47	0
57	MG	2A	3333	1/1	0.89	0.09	64,64,64,64	0
57	MG	2A	3592	1/1	0.89	0.15	66,66,66,66	0
57	MG	2A	3335	1/1	0.89	0.12	61,61,61,61	0
57	MG	2g	3101	1/1	0.89	0.18	76,76,76,76	0
57	MG	2A	3337	1/1	0.89	0.08	67,67,67,67	0
57	MG	1A	3752	1/1	0.89	0.11	28,28,28,28	0
57	MG	1a	1676	1/1	0.89	0.19	72,72,72,72	0
57	MG	2A	3610	1/1	0.89	0.15	44,44,44,44	0
57	MG	1A	3270	1/1	0.89	0.28	53,53,53,53	0
57	MG	2x	101	1/1	0.89	0.15	77,77,77,77	0
57	MG	2A	3204	1/1	0.89	0.24	57,57,57,57	0
57	MG	2A	3349	1/1	0.89	0.18	67,67,67,67	0
57	MG	2A	3350	1/1	0.89	0.18	62,62,62,62	0
57	MG	2B	211	1/1	0.90	0.18	60,60,60,60	0
57	MG	2A	3194	1/1	0.90	0.16	51,51,51,51	0
57	MG	1A	3952	1/1	0.90	0.14	38,38,38,38	0
57	MG	1A	3052	1/1	0.90	0.16	32,32,32,32	0
57	MG	1A	3667	1/1	0.90	0.09	60,60,60,60	0
57	MG	1a	1789	1/1	0.90	0.20	71,71,71,71	0
57	MG	1A	3324	1/1	0.90	0.10	49,49,49,49	0
57	MG	2A	3618	1/1	0.90	0.23	71,71,71,71	0
57	MG	1A	3171	1/1	0.90	0.36	42,42,42,42	0
57	MG	1A	3054	1/1	0.90	0.12	52,52,52,52	0
57	MG	1A	3815	1/1	0.90	0.13	50,50,50,50	0
57	MG	2A	3623	1/1	0.90	0.28	54,54,54,54	0
57	MG	2A	3629	1/1	0.90	0.25	68,68,68,68	0
57	MG	2A	3361	1/1	0.90	0.12	75,75,75,75	0
57	MG	2A	3631	1/1	0.90	0.18	64,64,64,64	0
57	MG	1A	3550	1/1	0.90	0.21	43,43,43,43	0
57	MG	2A	3210	1/1	0.90	0.09	54,54,54,54	0
57	MG	2G	201	1/1	0.90	0.11	60,60,60,60	0
57	MG	2A	3366	1/1	0.90	0.23	59,59,59,59	0
57	MG	1B	212	1/1	0.90	0.10	46,46,46,46	0
57	MG	1A	3818	1/1	0.90	0.09	38,38,38,38	0
57	MG	1A	3448	1/1	0.90	0.44	46,46,46,46	0
57	MG	2W	202	1/1	0.90	0.13	54,54,54,54	0
57	MG	1A	3564	1/1	0.90	0.19	67,67,67,67	0
57	MG	1B	225	1/1	0.90	0.10	52,52,52,52	0
57	MG	1A	3103	1/1	0.90	0.12	32,32,32,32	0
57	MG	1a	1812	1/1	0.90	0.14	55,55,55,55	0
57	MG	2A	3645	1/1	0.90	0.33	40,40,40,40	0

Continued on next page...

Continued from previous page...

Mol	Type	Chain	Res	Atoms	RSCC	RSR	B-factors(\AA^2)	Q<0.9
57	MG	1A	3069	1/1	0.90	0.07	46,46,46,46	0
57	MG	25	106	1/1	0.90	0.12	51,51,51,51	0
57	MG	2A	3230	1/1	0.90	0.40	68,68,68,68	0
57	MG	1A	3333	1/1	0.90	0.12	46,46,46,46	0
57	MG	2A	3388	1/1	0.90	0.17	72,72,72,72	0
57	MG	2A	3233	1/1	0.90	0.12	48,48,48,48	0
57	MG	1A	3830	1/1	0.90	0.15	50,50,50,50	0
57	MG	1A	3265	1/1	0.90	0.26	46,46,46,46	0
57	MG	2A	3657	1/1	0.90	0.14	53,53,53,53	0
57	MG	1A	3118	1/1	0.90	0.27	35,35,35,35	0
57	MG	2A	3393	1/1	0.90	0.24	63,63,63,63	0
57	MG	2a	1612	1/1	0.90	0.18	62,62,62,62	0
57	MG	2A	3394	1/1	0.90	0.11	57,57,57,57	0
57	MG	1A	3983	1/1	0.90	0.09	47,47,47,47	0
57	MG	2A	3408	1/1	0.90	0.15	54,54,54,54	0
57	MG	1A	3833	1/1	0.90	0.22	47,47,47,47	0
57	MG	1A	3581	1/1	0.90	0.20	44,44,44,44	0
57	MG	2A	3672	1/1	0.90	0.12	33,33,33,33	0
57	MG	1A	3703	1/1	0.90	0.15	69,69,69,69	0
57	MG	2A	3412	1/1	0.90	0.37	58,58,58,58	0
57	MG	2a	1625	1/1	0.90	0.25	67,67,67,67	0
57	MG	1m	201	1/1	0.90	0.08	68,68,68,68	0
57	MG	1A	3583	1/1	0.90	0.09	47,47,47,47	0
57	MG	1A	3990	1/1	0.90	0.09	16,16,16,16	0
57	MG	1A	3848	1/1	0.90	0.07	22,22,22,22	0
57	MG	1A	3992	1/1	0.90	0.09	20,20,20,20	0
57	MG	2a	1640	1/1	0.90	0.22	49,49,49,49	0
57	MG	1N	201	1/1	0.90	0.38	43,43,43,43	0
57	MG	1a	1693	1/1	0.90	0.10	76,76,76,76	0
57	MG	1A	3124	1/1	0.90	0.16	43,43,43,43	0
57	MG	1N	205	1/1	0.90	0.18	56,56,56,56	0
57	MG	1A	3709	1/1	0.90	0.15	49,49,49,49	0
57	MG	2A	3697	1/1	0.90	0.10	46,46,46,46	0
57	MG	1A	3714	1/1	0.90	0.13	59,59,59,59	0
57	MG	1A	3272	1/1	0.90	0.14	46,46,46,46	0
57	MG	1Q	205	1/1	0.90	0.24	67,67,67,67	0
57	MG	1A	3719	1/1	0.90	0.14	58,58,58,58	0
57	MG	1A	3464	1/1	0.90	0.30	58,58,58,58	0
57	MG	2A	3061	1/1	0.90	0.08	66,66,66,66	0
57	MG	2A	3076	1/1	0.90	0.19	56,56,56,56	0
57	MG	1A	3408	1/1	0.90	0.18	50,50,50,50	0
57	MG	2a	1665	1/1	0.90	0.29	69,69,69,69	0

Continued on next page...

Continued from previous page...

Mol	Type	Chain	Res	Atoms	RSCC	RSR	B-factors(\AA^2)	Q<0.9
57	MG	2A	3082	1/1	0.90	0.16	62,62,62,62	0
57	MG	1A	3725	1/1	0.90	0.12	50,50,50,50	0
57	MG	1A	3727	1/1	0.90	0.18	48,48,48,48	0
57	MG	1a	1717	1/1	0.90	0.10	69,69,69,69	0
57	MG	1A	4016	1/1	0.90	0.11	61,61,61,61	0
57	MG	1A	3134	1/1	0.90	0.13	39,39,39,39	0
57	MG	1A	3224	1/1	0.90	0.19	53,53,53,53	0
57	MG	2A	3483	1/1	0.90	0.15	74,74,74,74	0
57	MG	1A	3735	1/1	0.90	0.13	41,41,41,41	0
57	MG	1A	3417	1/1	0.90	0.17	62,62,62,62	0
57	MG	2A	3491	1/1	0.90	0.14	54,54,54,54	0
57	MG	1A	3893	1/1	0.90	0.10	49,49,49,49	0
57	MG	2A	3735	1/1	0.90	0.11	73,73,73,73	0
57	MG	2a	1692	1/1	0.90	0.17	53,53,53,53	0
57	MG	1A	4026	1/1	0.90	0.10	48,48,48,48	0
57	MG	2A	3107	1/1	0.90	0.27	56,56,56,56	0
57	MG	2a	1704	1/1	0.90	0.27	70,70,70,70	0
57	MG	1A	3504	1/1	0.90	0.12	57,57,57,57	0
57	MG	1A	3743	1/1	0.90	0.11	50,50,50,50	0
57	MG	1A	3355	1/1	0.90	0.10	49,49,49,49	0
57	MG	2a	1713	1/1	0.90	0.12	55,55,55,55	0
57	MG	1A	4036	1/1	0.90	0.08	32,32,32,32	0
57	MG	2A	3753	1/1	0.90	0.15	53,53,53,53	0
57	MG	1A	3745	1/1	0.90	0.13	47,47,47,47	0
57	MG	2A	3517	1/1	0.90	0.11	40,40,40,40	0
57	MG	2a	1725	1/1	0.90	0.34	70,70,70,70	0
57	MG	2a	1727	1/1	0.90	0.14	60,60,60,60	0
57	MG	1A	3625	1/1	0.90	0.08	15,15,15,15	0
57	MG	2a	1730	1/1	0.90	0.26	69,69,69,69	0
57	MG	2A	3525	1/1	0.90	0.21	51,51,51,51	0
57	MG	1a	1611	1/1	0.90	0.17	73,73,73,73	0
57	MG	2A	3308	1/1	0.90	0.28	62,62,62,62	0
57	MG	1A	3029	1/1	0.90	0.21	52,52,52,52	0
57	MG	2A	3769	1/1	0.90	0.20	63,63,63,63	0
57	MG	1A	3508	1/1	0.90	0.15	58,58,58,58	0
57	MG	2A	3771	1/1	0.90	0.10	56,56,56,56	0
57	MG	1a	1617	1/1	0.90	0.09	73,73,73,73	0
57	MG	2A	3313	1/1	0.90	0.29	68,68,68,68	0
57	MG	2A	3147	1/1	0.90	0.15	54,54,54,54	0
57	MG	1A	3630	1/1	0.90	0.07	32,32,32,32	0
57	MG	1A	3512	1/1	0.90	0.31	48,48,48,48	0
57	MG	2A	3787	1/1	0.90	0.10	57,57,57,57	0

Continued on next page...

Continued from previous page...

Mol	Type	Chain	Res	Atoms	RSCC	RSR	B-factors(\AA^2)	Q<0.9
57	MG	2A	3317	1/1	0.90	0.11	61,61,61,61	0
57	MG	2A	3160	1/1	0.90	0.12	45,45,45,45	0
57	MG	2A	3794	1/1	0.90	0.13	36,36,36,36	0
57	MG	1A	3783	1/1	0.90	0.11	35,35,35,35	0
57	MG	1A	3154	1/1	0.90	0.19	50,50,50,50	0
57	MG	1a	1630	1/1	0.90	0.21	58,58,58,58	0
57	MG	1A	3642	1/1	0.90	0.16	51,51,51,51	0
57	MG	1A	3165	1/1	0.90	0.09	41,41,41,41	0
57	MG	2A	3572	1/1	0.90	0.08	32,32,32,32	0
57	MG	2a	1764	1/1	0.90	0.24	75,75,75,75	0
57	MG	2A	3819	1/1	0.90	0.14	68,68,68,68	0
57	MG	1A	3247	1/1	0.90	0.12	63,63,63,63	0
57	MG	2A	3576	1/1	0.90	0.13	59,59,59,59	0
57	MG	2A	3827	1/1	0.90	0.11	64,64,64,64	0
57	MG	2A	3829	1/1	0.90	0.10	60,60,60,60	0
57	MG	2A	3173	1/1	0.90	0.17	72,72,72,72	0
57	MG	1A	3936	1/1	0.90	0.11	62,62,62,62	0
57	MG	1A	3049	1/1	0.90	0.07	20,20,20,20	0
57	MG	2a	1774	1/1	0.90	0.28	63,63,63,63	0
57	MG	2A	3584	1/1	0.90	0.07	34,34,34,34	0
57	MG	1a	1767	1/1	0.90	0.07	60,60,60,60	0
57	MG	1a	1769	1/1	0.90	0.11	78,78,78,78	0
57	MG	1A	3529	1/1	0.90	0.26	59,59,59,59	0
57	MG	1A	4074	1/1	0.90	0.17	38,38,38,38	0
57	MG	1A	4078	1/1	0.90	0.15	33,33,33,33	0
57	MG	2A	3338	1/1	0.90	0.26	60,60,60,60	0
57	MG	2A	3596	1/1	0.90	0.21	62,62,62,62	0
57	MG	2B	202	1/1	0.90	0.10	66,66,66,66	0
57	MG	1A	3662	1/1	0.90	0.09	29,29,29,29	0
57	MG	1A	3803	1/1	0.90	0.08	44,44,44,44	0
57	MG	1A	4083	1/1	0.90	0.16	48,48,48,48	0
57	MG	2x	103	1/1	0.90	0.15	35,35,35,35	0
57	MG	2A	3605	1/1	0.90	0.19	42,42,42,42	0
57	MG	2A	3608	1/1	0.90	0.13	41,41,41,41	0
57	MG	2B	208	1/1	0.90	0.18	57,57,57,57	0
57	MG	1A	3554	1/1	0.91	0.22	44,44,44,44	0
57	MG	2A	3226	1/1	0.91	0.27	62,62,62,62	0
57	MG	1A	4014	1/1	0.91	0.07	63,63,63,63	0
57	MG	1a	1773	1/1	0.91	0.10	58,58,58,58	0
57	MG	2A	3231	1/1	0.91	0.16	51,51,51,51	0
57	MG	1A	3063	1/1	0.91	0.16	52,52,52,52	0
57	MG	1A	3702	1/1	0.91	0.12	36,36,36,36	0

Continued on next page...

Continued from previous page...

Mol	Type	Chain	Res	Atoms	RSCC	RSR	B-factors(\AA^2)	Q<0.9
57	MG	1a	1776	1/1	0.91	0.22	71,71,71,71	0
57	MG	2A	3832	1/1	0.91	0.11	48,48,48,48	0
57	MG	2A	3834	1/1	0.91	0.13	46,46,46,46	0
57	MG	2A	3237	1/1	0.91	0.21	63,63,63,63	0
57	MG	1A	3317	1/1	0.91	0.13	55,55,55,55	0
57	MG	2A	3507	1/1	0.91	0.20	55,55,55,55	0
57	MG	1A	3705	1/1	0.91	0.15	53,53,53,53	0
57	MG	2A	3241	1/1	0.91	0.19	68,68,68,68	0
57	MG	1A	3227	1/1	0.91	0.11	48,48,48,48	0
57	MG	1A	3572	1/1	0.91	0.16	70,70,70,70	0
57	MG	1A	3575	1/1	0.91	0.17	55,55,55,55	0
57	MG	1A	3713	1/1	0.91	0.09	62,62,62,62	0
57	MG	1A	3321	1/1	0.91	0.10	56,56,56,56	0
57	MG	1A	3173	1/1	0.91	0.13	39,39,39,39	0
57	MG	2A	3530	1/1	0.91	0.10	48,48,48,48	0
57	MG	1A	3881	1/1	0.91	0.11	38,38,38,38	0
57	MG	2A	3533	1/1	0.91	0.18	65,65,65,65	0
57	MG	1a	1623	1/1	0.91	0.28	54,54,54,54	0
57	MG	2A	3536	1/1	0.91	0.15	55,55,55,55	0
57	MG	1A	3370	1/1	0.91	0.16	50,50,50,50	0
57	MG	1A	3886	1/1	0.91	0.10	39,39,39,39	0
57	MG	1A	3268	1/1	0.91	0.18	57,57,57,57	0
57	MG	1a	1629	1/1	0.91	0.23	60,60,60,60	0
57	MG	1a	1799	1/1	0.91	0.19	56,56,56,56	0
57	MG	1a	1800	1/1	0.91	0.11	66,66,66,66	0
57	MG	1A	4039	1/1	0.91	0.08	51,51,51,51	0
57	MG	1a	1634	1/1	0.91	0.27	65,65,65,65	0
57	MG	1A	3374	1/1	0.91	0.11	54,54,54,54	0
57	MG	1A	4043	1/1	0.91	0.30	54,54,54,54	0
57	MG	1a	1638	1/1	0.91	0.23	55,55,55,55	0
57	MG	1a	1639	1/1	0.91	0.22	81,81,81,81	0
57	MG	1A	3585	1/1	0.91	0.26	55,55,55,55	0
57	MG	1a	1641	1/1	0.91	0.12	59,59,59,59	0
57	MG	1A	3587	1/1	0.91	0.11	41,41,41,41	0
57	MG	1A	3589	1/1	0.91	0.12	26,26,26,26	0
57	MG	2A	3580	1/1	0.91	0.10	51,51,51,51	0
57	MG	2E	307	1/1	0.91	0.15	52,52,52,52	0
57	MG	1A	3269	1/1	0.91	0.14	55,55,55,55	0
57	MG	1A	3015	1/1	0.91	0.18	37,37,37,37	0
57	MG	2F	306	1/1	0.91	0.08	44,44,44,44	0
57	MG	1A	3597	1/1	0.91	0.12	56,56,56,56	0
57	MG	2A	3283	1/1	0.91	0.13	67,67,67,67	0

Continued on next page...

Continued from previous page...

Mol	Type	Chain	Res	Atoms	RSCC	RSR	B-factors(\AA^2)	Q<0.9
57	MG	2R	201	1/1	0.91	0.14	54,54,54,54	0
57	MG	1f	201	1/1	0.91	0.21	58,58,58,58	0
57	MG	2T	3502	1/1	0.91	0.15	64,64,64,64	0
57	MG	2U	201	1/1	0.91	0.38	62,62,62,62	0
57	MG	2U	202	1/1	0.91	0.15	54,54,54,54	0
57	MG	2A	3287	1/1	0.91	0.31	70,70,70,70	0
57	MG	1A	3004	1/1	0.91	0.09	32,32,32,32	0
57	MG	1A	3742	1/1	0.91	0.14	46,46,46,46	0
57	MG	1A	3387	1/1	0.91	0.19	39,39,39,39	0
57	MG	2Z	301	1/1	0.91	0.12	60,60,60,60	0
57	MG	1A	4069	1/1	0.91	0.09	22,22,22,22	0
57	MG	1A	3470	1/1	0.91	0.15	49,49,49,49	0
57	MG	1A	3614	1/1	0.91	0.09	19,19,19,19	0
57	MG	1x	105	1/1	0.91	0.09	69,69,69,69	0
57	MG	1A	3747	1/1	0.91	0.13	22,22,22,22	0
57	MG	1A	4077	1/1	0.91	0.07	44,44,44,44	0
57	MG	1A	3474	1/1	0.91	0.10	57,57,57,57	0
57	MG	2A	3005	1/1	0.91	0.33	67,67,67,67	0
57	MG	2A	3304	1/1	0.91	0.14	66,66,66,66	0
57	MG	28	103	1/1	0.91	0.13	52,52,52,52	0
57	MG	1A	3331	1/1	0.91	0.18	55,55,55,55	0
57	MG	2A	3017	1/1	0.91	0.25	58,58,58,58	0
57	MG	2A	3019	1/1	0.91	0.13	59,59,59,59	0
57	MG	2A	3309	1/1	0.91	0.28	67,67,67,67	0
57	MG	1a	1663	1/1	0.91	0.15	66,66,66,66	0
57	MG	1A	3932	1/1	0.91	0.09	50,50,50,50	0
57	MG	1A	3332	1/1	0.91	0.17	56,56,56,56	0
57	MG	1A	3937	1/1	0.91	0.10	47,47,47,47	0
57	MG	2A	3626	1/1	0.91	0.15	55,55,55,55	0
57	MG	1A	3757	1/1	0.91	0.09	59,59,59,59	0
57	MG	2A	3044	1/1	0.91	0.09	45,45,45,45	0
57	MG	1A	3942	1/1	0.91	0.11	46,46,46,46	0
57	MG	1A	3762	1/1	0.91	0.07	45,45,45,45	0
57	MG	2A	3053	1/1	0.91	0.17	63,63,63,63	0
57	MG	2A	3057	1/1	0.91	0.15	63,63,63,63	0
57	MG	1A	3768	1/1	0.91	0.11	25,25,25,25	0
57	MG	2A	3064	1/1	0.91	0.40	55,55,55,55	0
57	MG	2a	1629	1/1	0.91	0.13	47,47,47,47	0
57	MG	2A	3069	1/1	0.91	0.18	49,49,49,49	0
57	MG	1a	1675	1/1	0.91	0.18	65,65,65,65	0
57	MG	1A	3619	1/1	0.91	0.08	29,29,29,29	0
57	MG	2A	3081	1/1	0.91	0.14	48,48,48,48	0

Continued on next page...

Continued from previous page...

Mol	Type	Chain	Res	Atoms	RSCC	RSR	B-factors(\AA^2)	Q<0.9
57	MG	1A	3950	1/1	0.91	0.10	35,35,35,35	0
57	MG	1A	3491	1/1	0.91	0.17	55,55,55,55	0
57	MG	1A	3953	1/1	0.91	0.08	41,41,41,41	0
57	MG	1B	218	1/1	0.91	0.21	51,51,51,51	0
57	MG	1A	3624	1/1	0.91	0.09	21,21,21,21	0
57	MG	1A	3494	1/1	0.91	0.21	56,56,56,56	0
57	MG	2a	1649	1/1	0.91	0.39	60,60,60,60	0
57	MG	2A	3091	1/1	0.91	0.13	45,45,45,45	0
57	MG	1A	3394	1/1	0.91	0.17	45,45,45,45	0
57	MG	2a	1652	1/1	0.91	0.12	57,57,57,57	0
57	MG	2A	3654	1/1	0.91	0.15	49,49,49,49	0
57	MG	2a	1655	1/1	0.91	0.13	56,56,56,56	0
57	MG	1A	3395	1/1	0.91	0.21	51,51,51,51	0
57	MG	1A	3628	1/1	0.91	0.11	24,24,24,24	0
57	MG	2A	3098	1/1	0.91	0.21	68,68,68,68	0
57	MG	2A	3659	1/1	0.91	0.10	45,45,45,45	0
57	MG	2A	3347	1/1	0.91	0.10	64,64,64,64	0
57	MG	2a	1661	1/1	0.91	0.28	62,62,62,62	0
57	MG	1A	3964	1/1	0.91	0.10	62,62,62,62	0
57	MG	2a	1664	1/1	0.91	0.19	53,53,53,53	0
57	MG	2A	3102	1/1	0.91	0.24	71,71,71,71	0
57	MG	1a	1689	1/1	0.91	0.09	75,75,75,75	0
57	MG	2A	3106	1/1	0.91	0.19	63,63,63,63	0
57	MG	1A	3501	1/1	0.91	0.14	53,53,53,53	0
57	MG	1A	3089	1/1	0.91	0.11	54,54,54,54	0
57	MG	1D	309	1/1	0.91	0.18	49,49,49,49	0
57	MG	2A	3675	1/1	0.91	0.22	60,60,60,60	0
57	MG	1A	3168	1/1	0.91	0.11	33,33,33,33	0
57	MG	1A	3640	1/1	0.91	0.16	43,43,43,43	0
57	MG	2A	3122	1/1	0.91	0.14	56,56,56,56	0
57	MG	2A	3362	1/1	0.91	0.12	60,60,60,60	0
57	MG	1A	3336	1/1	0.91	0.23	61,61,61,61	0
57	MG	2A	3683	1/1	0.91	0.21	62,62,62,62	0
57	MG	2A	3684	1/1	0.91	0.13	60,60,60,60	0
57	MG	2a	1689	1/1	0.91	0.20	54,54,54,54	0
57	MG	1E	306	1/1	0.91	0.15	61,61,61,61	0
57	MG	2A	3125	1/1	0.91	0.31	64,64,64,64	0
57	MG	1A	3337	1/1	0.91	0.13	48,48,48,48	0
57	MG	1A	3647	1/1	0.91	0.07	24,24,24,24	0
57	MG	2A	3137	1/1	0.91	0.22	53,53,53,53	0
57	MG	2A	3695	1/1	0.91	0.14	54,54,54,54	0
57	MG	2a	1710	1/1	0.91	0.19	64,64,64,64	0

Continued on next page...

Continued from previous page...

Mol	Type	Chain	Res	Atoms	RSCC	RSR	B-factors(\AA^2)	Q<0.9
57	MG	1F	301	1/1	0.91	0.19	43,43,43,43	0
57	MG	1A	3001	1/1	0.91	0.11	38,38,38,38	0
57	MG	2A	3376	1/1	0.91	0.11	57,57,57,57	0
57	MG	2a	1719	1/1	0.91	0.17	68,68,68,68	0
57	MG	2A	3700	1/1	0.91	0.12	65,65,65,65	0
57	MG	1a	1707	1/1	0.91	0.23	64,64,64,64	0
57	MG	2A	3703	1/1	0.91	0.24	66,66,66,66	0
57	MG	2a	1723	1/1	0.91	0.16	62,62,62,62	0
57	MG	1A	3978	1/1	0.91	0.08	28,28,28,28	0
57	MG	2A	3149	1/1	0.91	0.11	60,60,60,60	0
57	MG	2A	3706	1/1	0.91	0.08	71,71,71,71	0
57	MG	1F	313	1/1	0.91	0.16	41,41,41,41	0
57	MG	2A	3385	1/1	0.91	0.13	57,57,57,57	0
57	MG	1a	1710	1/1	0.91	0.12	52,52,52,52	0
57	MG	2A	3161	1/1	0.91	0.36	64,64,64,64	0
57	MG	1a	1713	1/1	0.91	0.11	60,60,60,60	0
57	MG	1F	314	1/1	0.91	0.14	52,52,52,52	0
57	MG	1A	3297	1/1	0.91	0.13	51,51,51,51	0
57	MG	2a	1741	1/1	0.91	0.15	69,69,69,69	0
57	MG	1G	201	1/1	0.91	0.14	47,47,47,47	0
57	MG	2A	3168	1/1	0.91	0.11	53,53,53,53	0
57	MG	1A	3348	1/1	0.91	0.26	65,65,65,65	0
57	MG	2A	3396	1/1	0.91	0.20	52,52,52,52	0
57	MG	1A	3299	1/1	0.91	0.25	46,46,46,46	0
57	MG	2A	3403	1/1	0.91	0.18	53,53,53,53	0
57	MG	2A	3728	1/1	0.91	0.20	67,67,67,67	0
57	MG	1I	201	1/1	0.91	0.12	67,67,67,67	0
57	MG	1A	3259	1/1	0.91	0.09	36,36,36,36	0
57	MG	2a	1752	1/1	0.91	0.13	55,55,55,55	0
57	MG	1a	1724	1/1	0.91	0.10	52,52,52,52	0
57	MG	1A	3522	1/1	0.91	0.15	47,47,47,47	0
57	MG	1a	1728	1/1	0.91	0.15	53,53,53,53	0
57	MG	1A	3523	1/1	0.91	0.25	62,62,62,62	0
57	MG	2A	3738	1/1	0.91	0.08	59,59,59,59	0
57	MG	2A	3188	1/1	0.91	0.16	71,71,71,71	0
57	MG	1A	3526	1/1	0.91	0.24	49,49,49,49	0
57	MG	1O	201	1/1	0.91	0.15	59,59,59,59	0
57	MG	2A	3423	1/1	0.91	0.29	50,50,50,50	0
57	MG	1A	3988	1/1	0.91	0.09	41,41,41,41	0
57	MG	2a	1767	1/1	0.91	0.24	61,61,61,61	0
57	MG	1A	3214	1/1	0.91	0.09	42,42,42,42	0
57	MG	1A	3826	1/1	0.91	0.09	51,51,51,51	0

Continued on next page...

Continued from previous page...

Mol	Type	Chain	Res	Atoms	RSCC	RSR	B-factors(\AA^2)	Q<0.9
57	MG	1A	3352	1/1	0.91	0.27	43,43,43,43	0
57	MG	1S	203	1/1	0.91	0.09	65,65,65,65	0
57	MG	2A	3436	1/1	0.91	0.31	53,53,53,53	0
57	MG	1A	3681	1/1	0.91	0.09	35,35,35,35	0
57	MG	1A	3536	1/1	0.91	0.19	54,54,54,54	0
57	MG	2a	1775	1/1	0.91	0.13	63,63,63,63	0
57	MG	1A	3353	1/1	0.91	0.11	59,59,59,59	0
57	MG	1V	202	1/1	0.91	0.38	38,38,38,38	0
57	MG	1A	3999	1/1	0.91	0.09	28,28,28,28	0
57	MG	1W	201	1/1	0.91	0.27	55,55,55,55	0
57	MG	1A	3308	1/1	0.91	0.14	51,51,51,51	0
57	MG	1A	3356	1/1	0.91	0.13	61,61,61,61	0
57	MG	1A	3691	1/1	0.91	0.16	31,31,31,31	0
57	MG	15	108	1/1	0.91	0.07	40,40,40,40	0
57	MG	2k	201	1/1	0.91	0.13	61,61,61,61	0
57	MG	2A	3467	1/1	0.91	0.13	47,47,47,47	0
57	MG	2A	3788	1/1	0.91	0.09	33,33,33,33	0
57	MG	2t	201	1/1	0.91	0.20	51,51,51,51	0
57	MG	1A	3027	1/1	0.91	0.21	69,69,69,69	0
57	MG	17	106	1/1	0.91	0.09	43,43,43,43	0
57	MG	18	102	1/1	0.91	0.17	49,49,49,49	0
57	MG	1a	1765	1/1	0.91	0.08	62,62,62,62	0
57	MG	2x	105	1/1	0.91	0.11	64,64,64,64	0
57	MG	1A	3432	1/1	0.91	0.14	43,43,43,43	0
57	MG	2A	3481	1/1	0.91	0.14	32,32,32,32	0
57	MG	2A	3285	1/1	0.92	0.15	51,51,51,51	0
57	MG	2A	3058	1/1	0.92	0.20	48,48,48,48	0
57	MG	1A	3420	1/1	0.92	0.12	55,55,55,55	0
57	MG	2A	3550	1/1	0.92	0.09	44,44,44,44	0
57	MG	1A	3251	1/1	0.92	0.29	40,40,40,40	0
57	MG	2A	3289	1/1	0.92	0.21	68,68,68,68	0
57	MG	2A	3558	1/1	0.92	0.22	53,53,53,53	0
57	MG	2A	3065	1/1	0.92	0.27	65,65,65,65	0
57	MG	2A	3068	1/1	0.92	0.25	50,50,50,50	0
57	MG	1A	4027	1/1	0.92	0.09	41,41,41,41	0
57	MG	2A	3070	1/1	0.92	0.07	41,41,41,41	0
57	MG	1A	3252	1/1	0.92	0.08	67,67,67,67	0
57	MG	2A	3570	1/1	0.92	0.12	49,49,49,49	0
57	MG	2A	3297	1/1	0.92	0.09	77,77,77,77	0
57	MG	1A	3519	1/1	0.92	0.26	57,57,57,57	0
57	MG	2A	3079	1/1	0.92	0.16	52,52,52,52	0
57	MG	1A	3521	1/1	0.92	0.27	47,47,47,47	0

Continued on next page...

Continued from previous page...

Mol	Type	Chain	Res	Atoms	RSCC	RSR	B-factors(\AA^2)	Q<0.9
57	MG	1A	3253	1/1	0.92	0.17	51,51,51,51	0
57	MG	2B	217	1/1	0.92	0.31	65,65,65,65	0
57	MG	1A	3354	1/1	0.92	0.12	58,58,58,58	0
57	MG	1A	3909	1/1	0.92	0.11	59,59,59,59	0
57	MG	2A	3086	1/1	0.92	0.14	61,61,61,61	0
57	MG	2B	221	1/1	0.92	0.26	65,65,65,65	0
57	MG	1A	3637	1/1	0.92	0.11	53,53,53,53	0
57	MG	10	107	1/1	0.92	0.11	61,61,61,61	0
57	MG	11	104	1/1	0.92	0.14	63,63,63,63	0
57	MG	13	104	1/1	0.92	0.14	56,56,56,56	0
57	MG	15	104	1/1	0.92	0.33	43,43,43,43	0
57	MG	1A	3095	1/1	0.92	0.14	49,49,49,49	0
57	MG	1A	4041	1/1	0.92	0.08	29,29,29,29	0
57	MG	2E	309	1/1	0.92	0.14	61,61,61,61	0
57	MG	1A	3771	1/1	0.92	0.10	34,34,34,34	0
57	MG	1A	3773	1/1	0.92	0.07	39,39,39,39	0
57	MG	2F	305	1/1	0.92	0.10	56,56,56,56	0
57	MG	18	103	1/1	0.92	0.15	47,47,47,47	0
57	MG	1A	3527	1/1	0.92	0.06	60,60,60,60	0
57	MG	1A	3778	1/1	0.92	0.09	44,44,44,44	0
57	MG	1A	3781	1/1	0.92	0.09	19,19,19,19	0
57	MG	2A	3109	1/1	0.92	0.14	53,53,53,53	0
57	MG	2A	3110	1/1	0.92	0.16	57,57,57,57	0
57	MG	2T	3503	1/1	0.92	0.24	54,54,54,54	0
57	MG	1A	3209	1/1	0.92	0.12	53,53,53,53	0
57	MG	2A	3614	1/1	0.92	0.12	39,39,39,39	0
57	MG	2A	3112	1/1	0.92	0.34	62,62,62,62	0
57	MG	2A	3115	1/1	0.92	0.14	47,47,47,47	0
57	MG	1A	3532	1/1	0.92	0.22	58,58,58,58	0
57	MG	1A	3040	1/1	0.92	0.06	52,52,52,52	0
57	MG	1A	4059	1/1	0.92	0.07	40,40,40,40	0
57	MG	20	102	1/1	0.92	0.15	65,65,65,65	0
57	MG	2A	3120	1/1	0.92	0.10	47,47,47,47	0
57	MG	1A	4060	1/1	0.92	0.07	17,17,17,17	0
57	MG	1A	4063	1/1	0.92	0.12	52,52,52,52	0
57	MG	2A	3628	1/1	0.92	0.10	59,59,59,59	0
57	MG	1a	1743	1/1	0.92	0.11	59,59,59,59	0
57	MG	2A	3336	1/1	0.92	0.22	53,53,53,53	0
57	MG	25	107	1/1	0.92	0.11	49,49,49,49	0
57	MG	1A	3649	1/1	0.92	0.08	41,41,41,41	0
57	MG	2A	3126	1/1	0.92	0.10	56,56,56,56	0
57	MG	1A	3315	1/1	0.92	0.19	49,49,49,49	0

Continued on next page...

Continued from previous page...

Mol	Type	Chain	Res	Atoms	RSCC	RSR	B-factors(\AA^2)	Q<0.9
57	MG	1A	3436	1/1	0.92	0.13	60,60,60,60	0
57	MG	1A	3260	1/1	0.92	0.06	39,39,39,39	0
57	MG	2A	3636	1/1	0.92	0.09	59,59,59,59	0
57	MG	1A	3318	1/1	0.92	0.11	52,52,52,52	0
57	MG	2A	3141	1/1	0.92	0.26	66,66,66,66	0
57	MG	2A	3144	1/1	0.92	0.27	48,48,48,48	0
57	MG	1A	3444	1/1	0.92	0.11	57,57,57,57	0
57	MG	2a	1610	1/1	0.92	0.09	52,52,52,52	0
57	MG	1A	3365	1/1	0.92	0.19	59,59,59,59	0
57	MG	1a	1626	1/1	0.92	0.18	63,63,63,63	0
57	MG	1A	3807	1/1	0.92	0.12	35,35,35,35	0
57	MG	1A	3211	1/1	0.92	0.08	34,34,34,34	0
57	MG	2A	3158	1/1	0.92	0.23	55,55,55,55	0
57	MG	2A	3358	1/1	0.92	0.09	45,45,45,45	0
57	MG	1A	3449	1/1	0.92	0.26	58,58,58,58	0
57	MG	1A	3146	1/1	0.92	0.09	38,38,38,38	0
57	MG	1a	1632	1/1	0.92	0.21	50,50,50,50	0
57	MG	1a	1768	1/1	0.92	0.33	67,67,67,67	0
57	MG	1a	1633	1/1	0.92	0.25	72,72,72,72	0
57	MG	1A	3323	1/1	0.92	0.11	48,48,48,48	0
57	MG	2a	1631	1/1	0.92	0.20	61,61,61,61	0
57	MG	2A	3367	1/1	0.92	0.09	48,48,48,48	0
57	MG	2A	3368	1/1	0.92	0.24	52,52,52,52	0
57	MG	2a	1635	1/1	0.92	0.17	63,63,63,63	0
57	MG	2A	3660	1/1	0.92	0.17	51,51,51,51	0
57	MG	1A	3372	1/1	0.92	0.14	48,48,48,48	0
57	MG	1A	3814	1/1	0.92	0.21	58,58,58,58	0
57	MG	2a	1641	1/1	0.92	0.27	61,61,61,61	0
57	MG	1A	4087	1/1	0.92	0.15	40,40,40,40	0
57	MG	1A	4089	1/1	0.92	0.10	64,64,64,64	0
57	MG	1a	1779	1/1	0.92	0.14	71,71,71,71	0
57	MG	2A	3175	1/1	0.92	0.10	41,41,41,41	0
57	MG	2A	3671	1/1	0.92	0.09	60,60,60,60	0
57	MG	2A	3377	1/1	0.92	0.16	61,61,61,61	0
57	MG	1A	3573	1/1	0.92	0.09	39,39,39,39	0
57	MG	1A	3965	1/1	0.92	0.11	65,65,65,65	0
57	MG	1A	3219	1/1	0.92	0.17	56,56,56,56	0
57	MG	1A	3325	1/1	0.92	0.20	57,57,57,57	0
57	MG	1A	3106	1/1	0.92	0.09	33,33,33,33	0
57	MG	2A	3386	1/1	0.92	0.12	63,63,63,63	0
57	MG	1A	3693	1/1	0.92	0.10	37,37,37,37	0
57	MG	1A	3579	1/1	0.92	0.28	70,70,70,70	0

Continued on next page...

Continued from previous page...

Mol	Type	Chain	Res	Atoms	RSCC	RSR	B-factors(\AA^2)	Q<0.9
57	MG	1A	3159	1/1	0.92	0.10	35,35,35,35	0
57	MG	1A	3463	1/1	0.92	0.18	46,46,46,46	0
57	MG	1A	3582	1/1	0.92	0.24	65,65,65,65	0
57	MG	2A	3689	1/1	0.92	0.15	35,35,35,35	0
57	MG	1A	3976	1/1	0.92	0.12	20,20,20,20	0
57	MG	1a	1795	1/1	0.92	0.14	58,58,58,58	0
57	MG	1A	3829	1/1	0.92	0.10	55,55,55,55	0
57	MG	2A	3395	1/1	0.92	0.18	46,46,46,46	0
57	MG	2a	1668	1/1	0.92	0.09	72,72,72,72	0
57	MG	1A	3182	1/1	0.92	0.25	50,50,50,50	0
57	MG	2A	3401	1/1	0.92	0.27	41,41,41,41	0
57	MG	2A	3202	1/1	0.92	0.12	66,66,66,66	0
57	MG	1a	1798	1/1	0.92	0.08	53,53,53,53	0
57	MG	1A	3469	1/1	0.92	0.24	59,59,59,59	0
57	MG	1A	3230	1/1	0.92	0.25	34,34,34,34	0
57	MG	1a	1660	1/1	0.92	0.16	64,64,64,64	0
57	MG	1A	3160	1/1	0.92	0.07	55,55,55,55	0
57	MG	1A	3184	1/1	0.92	0.11	54,54,54,54	0
57	MG	1A	3277	1/1	0.92	0.21	38,38,38,38	0
57	MG	2a	1684	1/1	0.92	0.08	59,59,59,59	0
57	MG	2a	1685	1/1	0.92	0.12	60,60,60,60	0
57	MG	2a	1686	1/1	0.92	0.18	58,58,58,58	0
57	MG	2A	3211	1/1	0.92	0.15	67,67,67,67	0
57	MG	1A	3594	1/1	0.92	0.12	45,45,45,45	0
57	MG	1A	3847	1/1	0.92	0.15	55,55,55,55	0
57	MG	1A	3285	1/1	0.92	0.13	45,45,45,45	0
57	MG	2a	1694	1/1	0.92	0.14	63,63,63,63	0
57	MG	2a	1695	1/1	0.92	0.20	50,50,50,50	0
57	MG	1E	309	1/1	0.92	0.10	25,25,25,25	0
57	MG	2a	1700	1/1	0.92	0.15	58,58,58,58	0
57	MG	2a	1701	1/1	0.92	0.15	49,49,49,49	0
57	MG	2a	1702	1/1	0.92	0.15	50,50,50,50	0
57	MG	2A	3717	1/1	0.92	0.11	35,35,35,35	0
57	MG	2A	3718	1/1	0.92	0.19	48,48,48,48	0
57	MG	1E	310	1/1	0.92	0.18	50,50,50,50	0
57	MG	2A	3428	1/1	0.92	0.11	57,57,57,57	0
57	MG	2A	3218	1/1	0.92	0.17	59,59,59,59	0
57	MG	1A	3598	1/1	0.92	0.08	23,23,23,23	0
57	MG	1A	3288	1/1	0.92	0.16	43,43,43,43	0
57	MG	1a	1822	1/1	0.92	0.18	75,75,75,75	0
57	MG	1A	3289	1/1	0.92	0.16	54,54,54,54	0
57	MG	1e	201	1/1	0.92	0.08	67,67,67,67	0

Continued on next page...

Continued from previous page...

Mol	Type	Chain	Res	Atoms	RSCC	RSR	B-factors(\AA^2)	Q<0.9
57	MG	2A	3729	1/1	0.92	0.14	65,65,65,65	0
57	MG	2A	3440	1/1	0.92	0.21	38,38,38,38	0
57	MG	2A	3441	1/1	0.92	0.13	54,54,54,54	0
57	MG	1F	305	1/1	0.92	0.12	57,57,57,57	0
57	MG	1A	3290	1/1	0.92	0.21	52,52,52,52	0
57	MG	1A	3613	1/1	0.92	0.07	31,31,31,31	0
57	MG	1A	3341	1/1	0.92	0.19	53,53,53,53	0
57	MG	2A	3236	1/1	0.92	0.12	60,60,60,60	0
57	MG	1A	3406	1/1	0.92	0.16	56,56,56,56	0
57	MG	1A	3732	1/1	0.92	0.13	64,64,64,64	0
57	MG	1p	101	1/1	0.92	0.12	63,63,63,63	0
57	MG	2A	3750	1/1	0.92	0.07	59,59,59,59	0
57	MG	2A	3461	1/1	0.92	0.07	43,43,43,43	0
57	MG	1r	101	1/1	0.92	0.29	60,60,60,60	0
57	MG	1G	202	1/1	0.92	0.17	57,57,57,57	0
57	MG	1A	3869	1/1	0.92	0.12	44,44,44,44	0
57	MG	1a	1685	1/1	0.92	0.09	53,53,53,53	0
57	MG	2A	3472	1/1	0.92	0.16	63,63,63,63	0
57	MG	2A	3476	1/1	0.92	0.12	54,54,54,54	0
57	MG	2A	3245	1/1	0.92	0.11	66,66,66,66	0
57	MG	1A	3872	1/1	0.92	0.10	24,24,24,24	0
57	MG	1A	3246	1/1	0.92	0.12	48,48,48,48	0
57	MG	1x	112	1/1	0.92	0.18	65,65,65,65	0
57	MG	2A	3001	1/1	0.92	0.30	55,55,55,55	0
57	MG	2a	1754	1/1	0.92	0.25	57,57,57,57	0
57	MG	1A	3130	1/1	0.92	0.16	51,51,51,51	0
57	MG	1A	3248	1/1	0.92	0.08	53,53,53,53	0
57	MG	2A	3257	1/1	0.92	0.10	65,65,65,65	0
57	MG	1A	3622	1/1	0.92	0.09	39,39,39,39	0
57	MG	1A	3741	1/1	0.92	0.15	51,51,51,51	0
57	MG	1A	3413	1/1	0.92	0.29	61,61,61,61	0
57	MG	1A	3888	1/1	0.92	0.14	55,55,55,55	0
57	MG	2A	3505	1/1	0.92	0.17	59,59,59,59	0
57	MG	1A	3132	1/1	0.92	0.06	60,60,60,60	0
57	MG	1a	1695	1/1	0.92	0.24	53,53,53,53	0
57	MG	2A	3508	1/1	0.92	0.15	45,45,45,45	0
57	MG	1a	1696	1/1	0.92	0.31	56,56,56,56	0
57	MG	2A	3807	1/1	0.92	0.14	66,66,66,66	0
57	MG	2A	3511	1/1	0.92	0.15	55,55,55,55	0
57	MG	2A	3033	1/1	0.92	0.07	42,42,42,42	0
57	MG	2A	3039	1/1	0.92	0.25	66,66,66,66	0
57	MG	2A	3817	1/1	0.92	0.08	62,62,62,62	0

Continued on next page...

Continued from previous page...

Mol	Type	Chain	Res	Atoms	RSCC	RSR	B-factors(\AA^2)	Q<0.9
57	MG	2A	3041	1/1	0.92	0.38	58,58,58,58	0
57	MG	2A	3519	1/1	0.92	0.07	33,33,33,33	0
57	MG	2d	301	1/1	0.92	0.29	57,57,57,57	0
57	MG	2A	3821	1/1	0.92	0.11	59,59,59,59	0
57	MG	2A	3272	1/1	0.92	0.16	54,54,54,54	0
57	MG	2f	201	1/1	0.92	0.15	58,58,58,58	0
57	MG	1Q	201	1/1	0.92	0.27	48,48,48,48	0
57	MG	1A	3891	1/1	0.92	0.10	48,48,48,48	0
57	MG	2A	3828	1/1	0.92	0.11	30,30,30,30	0
57	MG	1a	1700	1/1	0.92	0.22	52,52,52,52	0
57	MG	2A	3830	1/1	0.92	0.26	65,65,65,65	0
57	MG	2A	3047	1/1	0.92	0.17	62,62,62,62	0
57	MG	2A	3048	1/1	0.92	0.15	48,48,48,48	0
57	MG	2A	3835	1/1	0.92	0.14	42,42,42,42	0
57	MG	1a	1701	1/1	0.92	0.33	57,57,57,57	0
57	MG	2A	3837	1/1	0.92	0.11	52,52,52,52	0
57	MG	1A	4023	1/1	0.92	0.12	39,39,39,39	0
57	MG	2A	3056	1/1	0.92	0.14	60,60,60,60	0
57	MG	1S	201	1/1	0.92	0.15	36,36,36,36	0
57	MG	2A	3541	1/1	0.92	0.14	48,48,48,48	0
57	MG	2x	107	1/1	0.92	0.12	74,74,74,74	0
57	MG	2A	3846	1/1	0.92	0.15	56,56,56,56	0
57	MG	2A	3284	1/1	0.92	0.33	55,55,55,55	0
57	MG	1A	3943	1/1	0.93	0.14	69,69,69,69	0
57	MG	2E	302	1/1	0.93	0.11	52,52,52,52	0
57	MG	2A	3624	1/1	0.93	0.16	64,64,64,64	0
57	MG	2A	3381	1/1	0.93	0.08	66,66,66,66	0
57	MG	2A	3627	1/1	0.93	0.12	51,51,51,51	0
57	MG	1a	1702	1/1	0.93	0.15	60,60,60,60	0
57	MG	2E	308	1/1	0.93	0.17	32,32,32,32	0
57	MG	1A	3946	1/1	0.93	0.07	52,52,52,52	0
57	MG	2A	3384	1/1	0.93	0.25	63,63,63,63	0
57	MG	1A	3092	1/1	0.93	0.20	55,55,55,55	0
57	MG	1A	3817	1/1	0.93	0.14	35,35,35,35	0
57	MG	10	103	1/1	0.93	0.12	52,52,52,52	0
57	MG	2F	307	1/1	0.93	0.15	58,58,58,58	0
57	MG	2A	3024	1/1	0.93	0.28	44,44,44,44	0
57	MG	1A	3314	1/1	0.93	0.25	53,53,53,53	0
57	MG	11	101	1/1	0.93	0.40	39,39,39,39	0
57	MG	2A	3637	1/1	0.93	0.12	62,62,62,62	0
57	MG	1A	4062	1/1	0.93	0.08	37,37,37,37	0
57	MG	12	101	1/1	0.93	0.09	49,49,49,49	0

Continued on next page...

Continued from previous page...

Mol	Type	Chain	Res	Atoms	RSCC	RSR	B-factors(\AA^2)	Q<0.9
57	MG	1A	3195	1/1	0.93	0.23	29,29,29,29	0
57	MG	1A	3534	1/1	0.93	0.08	61,61,61,61	0
57	MG	1a	1715	1/1	0.93	0.13	47,47,47,47	0
57	MG	2V	202	1/1	0.93	0.29	67,67,67,67	0
57	MG	1A	3316	1/1	0.93	0.09	45,45,45,45	0
57	MG	2A	3397	1/1	0.93	0.20	39,39,39,39	0
57	MG	1A	3724	1/1	0.93	0.08	52,52,52,52	0
57	MG	1A	3415	1/1	0.93	0.11	48,48,48,48	0
57	MG	1A	3102	1/1	0.93	0.15	47,47,47,47	0
57	MG	2A	3405	1/1	0.93	0.25	57,57,57,57	0
57	MG	2A	3406	1/1	0.93	0.17	34,34,34,34	0
57	MG	2A	3052	1/1	0.93	0.17	60,60,60,60	0
57	MG	1A	3419	1/1	0.93	0.21	68,68,68,68	0
57	MG	25	103	1/1	0.93	0.18	62,62,62,62	0
57	MG	1a	1722	1/1	0.93	0.12	54,54,54,54	0
57	MG	1A	3729	1/1	0.93	0.12	33,33,33,33	0
57	MG	2A	3248	1/1	0.93	0.26	63,63,63,63	0
57	MG	2A	3413	1/1	0.93	0.13	48,48,48,48	0
57	MG	2A	3414	1/1	0.93	0.19	60,60,60,60	0
57	MG	28	101	1/1	0.93	0.12	60,60,60,60	0
57	MG	1A	3207	1/1	0.93	0.12	59,59,59,59	0
57	MG	1A	3480	1/1	0.93	0.13	58,58,58,58	0
57	MG	2A	3063	1/1	0.93	0.21	55,55,55,55	0
57	MG	2A	3253	1/1	0.93	0.26	60,60,60,60	0
57	MG	1a	1727	1/1	0.93	0.29	69,69,69,69	0
57	MG	1A	3553	1/1	0.93	0.07	22,22,22,22	0
57	MG	2A	3425	1/1	0.93	0.35	56,56,56,56	0
57	MG	2A	3256	1/1	0.93	0.21	61,61,61,61	0
57	MG	1A	3481	1/1	0.93	0.25	43,43,43,43	0
57	MG	1A	3377	1/1	0.93	0.08	57,57,57,57	0
57	MG	1A	3738	1/1	0.93	0.09	54,54,54,54	0
57	MG	2A	3433	1/1	0.93	0.28	58,58,58,58	0
57	MG	1a	1607	1/1	0.93	0.12	51,51,51,51	0
57	MG	1A	3841	1/1	0.93	0.10	55,55,55,55	0
57	MG	1A	3843	1/1	0.93	0.09	44,44,44,44	0
57	MG	1A	3846	1/1	0.93	0.15	59,59,59,59	0
57	MG	1B	201	1/1	0.93	0.10	57,57,57,57	0
57	MG	1A	3643	1/1	0.93	0.14	47,47,47,47	0
57	MG	1a	1615	1/1	0.93	0.09	68,68,68,68	0
57	MG	2A	3443	1/1	0.93	0.13	56,56,56,56	0
57	MG	2A	3444	1/1	0.93	0.27	59,59,59,59	0
57	MG	2A	3445	1/1	0.93	0.10	57,57,57,57	0

Continued on next page...

Continued from previous page...

Mol	Type	Chain	Res	Atoms	RSCC	RSR	B-factors(\AA^2)	Q<0.9
57	MG	1A	3975	1/1	0.93	0.11	39,39,39,39	0
57	MG	1a	1618	1/1	0.93	0.10	73,73,73,73	0
57	MG	2A	3450	1/1	0.93	0.14	61,61,61,61	0
57	MG	2A	3451	1/1	0.93	0.27	46,46,46,46	0
57	MG	2A	3698	1/1	0.93	0.18	72,72,72,72	0
57	MG	2a	1639	1/1	0.93	0.23	55,55,55,55	0
57	MG	1A	3093	1/1	0.93	0.15	55,55,55,55	0
57	MG	1A	3490	1/1	0.93	0.15	38,38,38,38	0
57	MG	1A	3850	1/1	0.93	0.10	48,48,48,48	0
57	MG	2A	3457	1/1	0.93	0.08	53,53,53,53	0
57	MG	2a	1644	1/1	0.93	0.18	57,57,57,57	0
57	MG	1a	1751	1/1	0.93	0.12	55,55,55,55	0
57	MG	2A	3277	1/1	0.93	0.10	65,65,65,65	0
57	MG	1B	211	1/1	0.93	0.11	53,53,53,53	0
57	MG	2A	3463	1/1	0.93	0.20	58,58,58,58	0
57	MG	2A	3465	1/1	0.93	0.23	61,61,61,61	0
57	MG	2A	3096	1/1	0.93	0.12	48,48,48,48	0
57	MG	1A	3380	1/1	0.93	0.12	47,47,47,47	0
57	MG	1B	213	1/1	0.93	0.20	59,59,59,59	0
57	MG	1B	214	1/1	0.93	0.07	50,50,50,50	0
57	MG	2A	3101	1/1	0.93	0.18	61,61,61,61	0
57	MG	2A	3473	1/1	0.93	0.09	53,53,53,53	0
57	MG	2A	3719	1/1	0.93	0.29	44,44,44,44	0
57	MG	1A	3492	1/1	0.93	0.10	38,38,38,38	0
57	MG	2A	3477	1/1	0.93	0.06	40,40,40,40	0
57	MG	1A	3383	1/1	0.93	0.29	29,29,29,29	0
57	MG	1A	3657	1/1	0.93	0.08	23,23,23,23	0
57	MG	1a	1764	1/1	0.93	0.17	52,52,52,52	0
57	MG	1B	222	1/1	0.93	0.10	64,64,64,64	0
57	MG	1A	3859	1/1	0.93	0.23	39,39,39,39	0
57	MG	2A	3484	1/1	0.93	0.06	29,29,29,29	0
57	MG	2A	3292	1/1	0.93	0.23	56,56,56,56	0
57	MG	1A	3425	1/1	0.93	0.23	50,50,50,50	0
57	MG	2a	1670	1/1	0.93	0.30	64,64,64,64	0
57	MG	2A	3488	1/1	0.93	0.10	40,40,40,40	0
57	MG	1A	3753	1/1	0.93	0.10	26,26,26,26	0
57	MG	1A	3234	1/1	0.93	0.23	48,48,48,48	0
57	MG	1B	232	1/1	0.93	0.08	60,60,60,60	0
57	MG	2A	3495	1/1	0.93	0.11	44,44,44,44	0
57	MG	1A	3244	1/1	0.93	0.22	44,44,44,44	0
57	MG	2A	3741	1/1	0.93	0.13	60,60,60,60	0
57	MG	2A	3502	1/1	0.93	0.14	53,53,53,53	0

Continued on next page...

Continued from previous page...

Mol	Type	Chain	Res	Atoms	RSCC	RSR	B-factors(\AA^2)	Q<0.9
57	MG	1A	3758	1/1	0.93	0.11	23,23,23,23	0
57	MG	2a	1682	1/1	0.93	0.25	55,55,55,55	0
57	MG	2A	3748	1/1	0.93	0.13	62,62,62,62	0
57	MG	1D	308	1/1	0.93	0.14	38,38,38,38	0
57	MG	1A	3873	1/1	0.93	0.06	28,28,28,28	0
57	MG	1A	3875	1/1	0.93	0.09	25,25,25,25	0
57	MG	1a	1780	1/1	0.93	0.08	56,56,56,56	0
57	MG	2a	1691	1/1	0.93	0.20	56,56,56,56	0
57	MG	1A	3761	1/1	0.93	0.07	65,65,65,65	0
57	MG	2A	3756	1/1	0.93	0.07	62,62,62,62	0
57	MG	1A	3997	1/1	0.93	0.13	58,58,58,58	0
57	MG	1E	305	1/1	0.93	0.17	35,35,35,35	0
57	MG	1A	3665	1/1	0.93	0.11	53,53,53,53	0
57	MG	1A	3878	1/1	0.93	0.07	41,41,41,41	0
57	MG	2A	3518	1/1	0.93	0.08	45,45,45,45	0
57	MG	2A	3139	1/1	0.93	0.17	39,39,39,39	0
57	MG	2a	1703	1/1	0.93	0.16	41,41,41,41	0
57	MG	1A	3765	1/1	0.93	0.11	33,33,33,33	0
57	MG	1A	3503	1/1	0.93	0.11	50,50,50,50	0
57	MG	2a	1707	1/1	0.93	0.25	55,55,55,55	0
57	MG	2a	1708	1/1	0.93	0.21	56,56,56,56	0
57	MG	2A	3143	1/1	0.93	0.28	48,48,48,48	0
57	MG	2A	3527	1/1	0.93	0.08	45,45,45,45	0
57	MG	1a	1656	1/1	0.93	0.18	57,57,57,57	0
57	MG	2A	3774	1/1	0.93	0.13	77,77,77,77	0
57	MG	2a	1716	1/1	0.93	0.15	65,65,65,65	0
57	MG	1a	1791	1/1	0.93	0.10	52,52,52,52	0
57	MG	1A	3245	1/1	0.93	0.10	39,39,39,39	0
57	MG	1E	314	1/1	0.93	0.10	61,61,61,61	0
57	MG	1A	3389	1/1	0.93	0.11	62,62,62,62	0
57	MG	2A	3535	1/1	0.93	0.11	34,34,34,34	0
57	MG	2A	3151	1/1	0.93	0.08	40,40,40,40	0
57	MG	1A	3775	1/1	0.93	0.20	63,63,63,63	0
57	MG	1A	3131	1/1	0.93	0.16	45,45,45,45	0
57	MG	1A	3437	1/1	0.93	0.08	42,42,42,42	0
57	MG	2A	3543	1/1	0.93	0.07	35,35,35,35	0
57	MG	2A	3325	1/1	0.93	0.15	54,54,54,54	0
57	MG	1A	3509	1/1	0.93	0.17	62,62,62,62	0
57	MG	2A	3810	1/1	0.93	0.06	41,41,41,41	0
57	MG	2A	3812	1/1	0.93	0.07	50,50,50,50	0
57	MG	1a	1666	1/1	0.93	0.21	61,61,61,61	0
57	MG	2a	1739	1/1	0.93	0.21	60,60,60,60	0

Continued on next page...

Continued from previous page...

Mol	Type	Chain	Res	Atoms	RSCC	RSR	B-factors(\AA^2)	Q<0.9
57	MG	2A	3163	1/1	0.93	0.13	41,41,41,41	0
57	MG	1A	3588	1/1	0.93	0.10	55,55,55,55	0
57	MG	1A	3510	1/1	0.93	0.08	62,62,62,62	0
57	MG	2A	3557	1/1	0.93	0.21	61,61,61,61	0
57	MG	2A	3820	1/1	0.93	0.08	70,70,70,70	0
57	MG	1a	1669	1/1	0.93	0.11	75,75,75,75	0
57	MG	1A	3591	1/1	0.93	0.09	22,22,22,22	0
57	MG	1A	3511	1/1	0.93	0.18	52,52,52,52	0
57	MG	2A	3334	1/1	0.93	0.18	58,58,58,58	0
57	MG	1A	3792	1/1	0.93	0.31	31,31,31,31	0
57	MG	1A	3439	1/1	0.93	0.24	65,65,65,65	0
57	MG	1a	1813	1/1	0.93	0.10	53,53,53,53	0
57	MG	1A	3298	1/1	0.93	0.09	40,40,40,40	0
57	MG	2A	3833	1/1	0.93	0.09	43,43,43,43	0
57	MG	2A	3178	1/1	0.93	0.10	39,39,39,39	0
57	MG	1A	3020	1/1	0.93	0.11	42,42,42,42	0
57	MG	2A	3577	1/1	0.93	0.11	54,54,54,54	0
57	MG	1A	3109	1/1	0.93	0.27	31,31,31,31	0
57	MG	2A	3838	1/1	0.93	0.16	62,62,62,62	0
57	MG	2A	3183	1/1	0.93	0.06	57,57,57,57	0
57	MG	2A	3841	1/1	0.93	0.09	77,77,77,77	0
57	MG	1A	3914	1/1	0.93	0.08	48,48,48,48	0
57	MG	1A	3800	1/1	0.93	0.10	32,32,32,32	0
57	MG	1A	3396	1/1	0.93	0.16	46,46,46,46	0
57	MG	1A	3301	1/1	0.93	0.21	36,36,36,36	0
57	MG	1A	3520	1/1	0.93	0.20	40,40,40,40	0
57	MG	2A	3354	1/1	0.93	0.21	44,44,44,44	0
57	MG	2A	3849	1/1	0.93	0.13	63,63,63,63	0
57	MG	2A	3589	1/1	0.93	0.17	40,40,40,40	0
57	MG	1P	202	1/1	0.93	0.28	48,48,48,48	0
57	MG	2A	3591	1/1	0.93	0.10	48,48,48,48	0
57	MG	1e	203	1/1	0.93	0.14	77,77,77,77	0
57	MG	1A	3398	1/1	0.93	0.26	41,41,41,41	0
57	MG	1A	3167	1/1	0.93	0.17	41,41,41,41	0
57	MG	2A	3196	1/1	0.93	0.21	63,63,63,63	0
57	MG	2A	3599	1/1	0.93	0.12	50,50,50,50	0
57	MG	1R	204	1/1	0.93	0.20	38,38,38,38	0
57	MG	1A	3931	1/1	0.93	0.11	60,60,60,60	0
57	MG	1A	3220	1/1	0.93	0.14	39,39,39,39	0
57	MG	2B	209	1/1	0.93	0.16	57,57,57,57	0
57	MG	1S	202	1/1	0.93	0.12	53,53,53,53	0
57	MG	2A	3609	1/1	0.93	0.09	36,36,36,36	0

Continued on next page...

Continued from previous page...

Mol	Type	Chain	Res	Atoms	RSCC	RSR	B-factors(\AA^2)	Q<0.9
57	MG	1A	4045	1/1	0.93	0.10	35,35,35,35	0
57	MG	1A	3086	1/1	0.93	0.13	32,32,32,32	0
57	MG	2l	202	1/1	0.93	0.12	57,57,57,57	0
57	MG	2q	201	1/1	0.93	0.23	70,70,70,70	0
57	MG	1x	102	1/1	0.93	0.07	66,66,66,66	0
57	MG	1U	203	1/1	0.93	0.18	41,41,41,41	0
57	MG	1U	205	1/1	0.93	0.18	40,40,40,40	0
57	MG	1U	206	1/1	0.93	0.22	40,40,40,40	0
57	MG	1A	4049	1/1	0.93	0.11	66,66,66,66	0
57	MG	1A	3310	1/1	0.93	0.10	58,58,58,58	0
57	MG	1A	3710	1/1	0.93	0.14	57,57,57,57	0
57	MG	2A	3002	1/1	0.93	0.25	48,48,48,48	0
57	MG	2x	108	1/1	0.93	0.09	84,84,84,84	0
57	MG	2D	307	1/1	0.93	0.12	47,47,47,47	0
57	MG	1A	3528	1/1	0.93	0.34	63,63,63,63	0
57	MG	2D	306	1/1	0.94	0.28	41,41,41,41	0
57	MG	1A	3238	1/1	0.94	0.11	47,47,47,47	0
57	MG	1A	3088	1/1	0.94	0.15	37,37,37,37	0
57	MG	1a	1655	1/1	0.94	0.17	52,52,52,52	0
57	MG	2E	301	1/1	0.94	0.16	56,56,56,56	0
57	MG	2A	3184	1/1	0.94	0.27	61,61,61,61	0
57	MG	1A	3595	1/1	0.94	0.07	35,35,35,35	0
57	MG	1E	301	1/1	0.94	0.08	45,45,45,45	0
57	MG	2A	3187	1/1	0.94	0.09	60,60,60,60	0
57	MG	1A	3497	1/1	0.94	0.23	31,31,31,31	0
57	MG	1A	3057	1/1	0.94	0.17	43,43,43,43	0
57	MG	1A	3602	1/1	0.94	0.07	34,34,34,34	0
57	MG	1A	3416	1/1	0.94	0.09	45,45,45,45	0
57	MG	1A	3123	1/1	0.94	0.13	39,39,39,39	0
57	MG	1E	311	1/1	0.94	0.10	23,23,23,23	0
57	MG	1A	3852	1/1	0.94	0.08	39,39,39,39	0
57	MG	1A	3418	1/1	0.94	0.15	53,53,53,53	0
57	MG	2F	308	1/1	0.94	0.12	42,42,42,42	0
57	MG	1b	301	1/1	0.94	0.05	79,79,79,79	0
57	MG	2N	201	1/1	0.94	0.07	57,57,57,57	0
57	MG	2A	3198	1/1	0.94	0.18	62,62,62,62	0
57	MG	2P	201	1/1	0.94	0.24	48,48,48,48	0
57	MG	2Q	203	1/1	0.94	0.10	63,63,63,63	0
57	MG	1A	3506	1/1	0.94	0.10	51,51,51,51	0
57	MG	1F	303	1/1	0.94	0.21	35,35,35,35	0
57	MG	1a	1670	1/1	0.94	0.08	52,52,52,52	0
57	MG	1A	3855	1/1	0.94	0.20	42,42,42,42	0

Continued on next page...

Continued from previous page...

Mol	Type	Chain	Res	Atoms	RSCC	RSR	B-factors(\AA^2)	Q<0.9
57	MG	1A	4000	1/1	0.94	0.06	27,27,27,27	0
57	MG	1F	307	1/1	0.94	0.07	32,32,32,32	0
57	MG	1A	3060	1/1	0.94	0.55	64,64,64,64	0
57	MG	1A	3125	1/1	0.94	0.29	32,32,32,32	0
57	MG	1A	3357	1/1	0.94	0.07	57,57,57,57	0
57	MG	1A	4007	1/1	0.94	0.09	70,70,70,70	0
57	MG	1A	3863	1/1	0.94	0.08	43,43,43,43	0
57	MG	1x	101	1/1	0.94	0.20	57,57,57,57	0
57	MG	2A	3404	1/1	0.94	0.34	54,54,54,54	0
57	MG	2A	3655	1/1	0.94	0.16	67,67,67,67	0
57	MG	1A	3129	1/1	0.94	0.28	35,35,35,35	0
57	MG	23	102	1/1	0.94	0.09	55,55,55,55	0
57	MG	1x	103	1/1	0.94	0.35	56,56,56,56	0
57	MG	2A	3407	1/1	0.94	0.14	46,46,46,46	0
57	MG	1A	3061	1/1	0.94	0.09	36,36,36,36	0
57	MG	1A	3062	1/1	0.94	0.14	44,44,44,44	0
57	MG	1A	3363	1/1	0.94	0.14	40,40,40,40	0
57	MG	2A	3219	1/1	0.94	0.15	47,47,47,47	0
57	MG	2A	3220	1/1	0.94	0.11	59,59,59,59	0
57	MG	1x	107	1/1	0.94	0.10	52,52,52,52	0
57	MG	1A	3426	1/1	0.94	0.09	51,51,51,51	0
57	MG	1A	3016	1/1	0.94	0.33	51,51,51,51	0
57	MG	1N	204	1/1	0.94	0.50	48,48,48,48	0
57	MG	28	104	1/1	0.94	0.19	52,52,52,52	0
57	MG	2A	3228	1/1	0.94	0.14	48,48,48,48	0
57	MG	2A	3673	1/1	0.94	0.08	65,65,65,65	0
57	MG	2A	3229	1/1	0.94	0.16	45,45,45,45	0
57	MG	2A	3422	1/1	0.94	0.13	59,59,59,59	0
57	MG	1A	3312	1/1	0.94	0.20	53,53,53,53	0
57	MG	1A	3053	1/1	0.94	0.15	50,50,50,50	0
57	MG	2A	3679	1/1	0.94	0.13	35,35,35,35	0
57	MG	2a	1611	1/1	0.94	0.28	66,66,66,66	0
57	MG	1A	4021	1/1	0.94	0.08	43,43,43,43	0
57	MG	1A	3748	1/1	0.94	0.10	35,35,35,35	0
57	MG	2A	3234	1/1	0.94	0.20	47,47,47,47	0
57	MG	2A	3011	1/1	0.94	0.07	40,40,40,40	0
57	MG	1A	3200	1/1	0.94	0.09	33,33,33,33	0
57	MG	1A	3369	1/1	0.94	0.16	48,48,48,48	0
57	MG	1A	3257	1/1	0.94	0.09	64,64,64,64	0
57	MG	1Q	202	1/1	0.94	0.43	50,50,50,50	0
57	MG	2A	3240	1/1	0.94	0.28	57,57,57,57	0
57	MG	1A	3884	1/1	0.94	0.18	46,46,46,46	0

Continued on next page...

Continued from previous page...

Mol	Type	Chain	Res	Atoms	RSCC	RSR	B-factors(\AA^2)	Q<0.9
57	MG	1R	201	1/1	0.94	0.10	44,44,44,44	0
57	MG	2a	1628	1/1	0.94	0.28	63,63,63,63	0
57	MG	1A	4030	1/1	0.94	0.10	66,66,66,66	0
57	MG	2A	3031	1/1	0.94	0.08	47,47,47,47	0
57	MG	1A	4032	1/1	0.94	0.08	58,58,58,58	0
57	MG	2A	3034	1/1	0.94	0.15	52,52,52,52	0
57	MG	2A	3247	1/1	0.94	0.12	59,59,59,59	0
57	MG	2A	3036	1/1	0.94	0.09	55,55,55,55	0
57	MG	2A	3037	1/1	0.94	0.10	42,42,42,42	0
57	MG	2A	3702	1/1	0.94	0.12	53,53,53,53	0
57	MG	1A	3754	1/1	0.94	0.11	28,28,28,28	0
57	MG	1A	3887	1/1	0.94	0.24	26,26,26,26	0
57	MG	1A	3138	1/1	0.94	0.17	34,34,34,34	0
57	MG	1A	3634	1/1	0.94	0.11	40,40,40,40	0
57	MG	1A	3524	1/1	0.94	0.30	51,51,51,51	0
57	MG	2A	3046	1/1	0.94	0.09	55,55,55,55	0
57	MG	2A	3710	1/1	0.94	0.11	54,54,54,54	0
57	MG	1A	3638	1/1	0.94	0.10	65,65,65,65	0
57	MG	2A	3258	1/1	0.94	0.17	61,61,61,61	0
57	MG	1A	3639	1/1	0.94	0.10	30,30,30,30	0
57	MG	1A	3205	1/1	0.94	0.13	21,21,21,21	0
57	MG	1A	3261	1/1	0.94	0.10	51,51,51,51	0
57	MG	1A	3376	1/1	0.94	0.21	38,38,38,38	0
57	MG	2A	3055	1/1	0.94	0.08	48,48,48,48	0
57	MG	1A	4044	1/1	0.94	0.08	61,61,61,61	0
57	MG	1A	3772	1/1	0.94	0.07	42,42,42,42	0
57	MG	1A	3144	1/1	0.94	0.08	49,49,49,49	0
57	MG	1X	102	1/1	0.94	0.45	43,43,43,43	0
57	MG	2A	3475	1/1	0.94	0.10	45,45,45,45	0
57	MG	2A	3270	1/1	0.94	0.10	57,57,57,57	0
57	MG	2A	3062	1/1	0.94	0.09	67,67,67,67	0
57	MG	1Y	201	1/1	0.94	0.12	63,63,63,63	0
57	MG	1A	4047	1/1	0.94	0.09	48,48,48,48	0
57	MG	1A	3908	1/1	0.94	0.07	60,60,60,60	0
57	MG	2A	3731	1/1	0.94	0.11	40,40,40,40	0
57	MG	2A	3067	1/1	0.94	0.14	39,39,39,39	0
57	MG	1Z	302	1/1	0.94	0.20	54,54,54,54	0
57	MG	1A	3774	1/1	0.94	0.08	20,20,20,20	0
57	MG	10	104	1/1	0.94	0.35	43,43,43,43	0
57	MG	2A	3279	1/1	0.94	0.13	64,64,64,64	0
57	MG	2A	3072	1/1	0.94	0.09	53,53,53,53	0
57	MG	2A	3740	1/1	0.94	0.17	67,67,67,67	0

Continued on next page...

Continued from previous page...

Mol	Type	Chain	Res	Atoms	RSCC	RSR	B-factors(\AA^2)	Q<0.9
57	MG	10	105	1/1	0.94	0.27	68,68,68,68	0
57	MG	2A	3743	1/1	0.94	0.12	51,51,51,51	0
57	MG	10	106	1/1	0.94	0.07	59,59,59,59	0
57	MG	1A	3646	1/1	0.94	0.07	20,20,20,20	0
57	MG	2a	1680	1/1	0.94	0.13	57,57,57,57	0
57	MG	1A	4052	1/1	0.94	0.10	49,49,49,49	0
57	MG	2A	3497	1/1	0.94	0.09	35,35,35,35	0
57	MG	2A	3499	1/1	0.94	0.09	33,33,33,33	0
57	MG	2A	3751	1/1	0.94	0.08	32,32,32,32	0
57	MG	1A	3531	1/1	0.94	0.21	54,54,54,54	0
57	MG	2A	3083	1/1	0.94	0.09	57,57,57,57	0
57	MG	1A	3100	1/1	0.94	0.09	43,43,43,43	0
57	MG	13	103	1/1	0.94	0.09	45,45,45,45	0
57	MG	1A	3379	1/1	0.94	0.18	52,52,52,52	0
57	MG	1A	3653	1/1	0.94	0.07	23,23,23,23	0
57	MG	2A	3291	1/1	0.94	0.11	71,71,71,71	0
57	MG	15	106	1/1	0.94	0.12	33,33,33,33	0
57	MG	2a	1696	1/1	0.94	0.09	50,50,50,50	0
57	MG	1A	3043	1/1	0.94	0.24	37,37,37,37	0
57	MG	2a	1699	1/1	0.94	0.18	61,61,61,61	0
57	MG	1a	1735	1/1	0.94	0.26	58,58,58,58	0
57	MG	2A	3765	1/1	0.94	0.14	79,79,79,79	0
57	MG	2A	3766	1/1	0.94	0.12	54,54,54,54	0
57	MG	17	101	1/1	0.94	0.12	39,39,39,39	0
57	MG	1A	3149	1/1	0.94	0.10	39,39,39,39	0
57	MG	1A	3539	1/1	0.94	0.09	51,51,51,51	0
57	MG	1A	3788	1/1	0.94	0.07	22,22,22,22	0
57	MG	2A	3521	1/1	0.94	0.09	35,35,35,35	0
57	MG	1A	3150	1/1	0.94	0.29	42,42,42,42	0
57	MG	2A	3775	1/1	0.94	0.11	64,64,64,64	0
57	MG	2A	3776	1/1	0.94	0.09	56,56,56,56	0
57	MG	1A	3663	1/1	0.94	0.05	24,24,24,24	0
57	MG	2a	1714	1/1	0.94	0.15	59,59,59,59	0
57	MG	1a	1744	1/1	0.94	0.15	59,59,59,59	0
57	MG	2A	3302	1/1	0.94	0.13	63,63,63,63	0
57	MG	2A	3781	1/1	0.94	0.13	45,45,45,45	0
57	MG	2A	3784	1/1	0.94	0.16	63,63,63,63	0
57	MG	2A	3528	1/1	0.94	0.14	36,36,36,36	0
57	MG	1A	3546	1/1	0.94	0.17	27,27,27,27	0
57	MG	2A	3103	1/1	0.94	0.12	58,58,58,58	0
57	MG	1a	1747	1/1	0.94	0.14	38,38,38,38	0
57	MG	2a	1726	1/1	0.94	0.20	68,68,68,68	0

Continued on next page...

Continued from previous page...

Mol	Type	Chain	Res	Atoms	RSCC	RSR	B-factors(\AA^2)	Q<0.9
57	MG	2A	3306	1/1	0.94	0.10	65,65,65,65	0
57	MG	1A	3455	1/1	0.94	0.15	43,43,43,43	0
57	MG	2A	3796	1/1	0.94	0.08	75,75,75,75	0
57	MG	1A	3939	1/1	0.94	0.08	50,50,50,50	0
57	MG	2A	3805	1/1	0.94	0.09	55,55,55,55	0
57	MG	1A	3666	1/1	0.94	0.09	32,32,32,32	0
57	MG	2a	1734	1/1	0.94	0.13	53,53,53,53	0
57	MG	1A	4075	1/1	0.94	0.15	55,55,55,55	0
57	MG	1A	3215	1/1	0.94	0.12	43,43,43,43	0
57	MG	1A	3216	1/1	0.94	0.10	47,47,47,47	0
57	MG	1A	3945	1/1	0.94	0.06	35,35,35,35	0
57	MG	1A	3458	1/1	0.94	0.13	59,59,59,59	0
57	MG	1A	3805	1/1	0.94	0.07	27,27,27,27	0
57	MG	2A	3548	1/1	0.94	0.06	27,27,27,27	0
57	MG	1A	3388	1/1	0.94	0.11	70,70,70,70	0
57	MG	1A	3676	1/1	0.94	0.10	24,24,24,24	0
57	MG	2A	3121	1/1	0.94	0.23	60,60,60,60	0
57	MG	1A	3461	1/1	0.94	0.24	73,73,73,73	0
57	MG	2A	3555	1/1	0.94	0.22	55,55,55,55	0
57	MG	1A	3151	1/1	0.94	0.19	32,32,32,32	0
57	MG	1A	3082	1/1	0.94	0.12	42,42,42,42	0
57	MG	1A	3275	1/1	0.94	0.07	41,41,41,41	0
57	MG	1a	1622	1/1	0.94	0.08	65,65,65,65	0
57	MG	2A	3130	1/1	0.94	0.08	44,44,44,44	0
57	MG	1a	1770	1/1	0.94	0.14	60,60,60,60	0
57	MG	1A	3958	1/1	0.94	0.13	46,46,46,46	0
57	MG	1A	3465	1/1	0.94	0.20	47,47,47,47	0
57	MG	2A	3571	1/1	0.94	0.16	55,55,55,55	0
57	MG	1A	3157	1/1	0.94	0.06	32,32,32,32	0
57	MG	1A	3334	1/1	0.94	0.20	49,49,49,49	0
57	MG	1a	1777	1/1	0.94	0.11	69,69,69,69	0
57	MG	1A	3473	1/1	0.94	0.26	64,64,64,64	0
57	MG	1A	3281	1/1	0.94	0.20	33,33,33,33	0
57	MG	1A	3475	1/1	0.94	0.11	45,45,45,45	0
57	MG	1A	3696	1/1	0.94	0.17	51,51,51,51	0
57	MG	1A	3477	1/1	0.94	0.13	47,47,47,47	0
57	MG	1B	217	1/1	0.94	0.09	49,49,49,49	0
57	MG	1a	1784	1/1	0.94	0.12	66,66,66,66	0
57	MG	2A	3152	1/1	0.94	0.12	56,56,56,56	0
57	MG	2A	3155	1/1	0.94	0.07	53,53,53,53	0
57	MG	2A	3345	1/1	0.94	0.13	58,58,58,58	0
57	MG	2A	3346	1/1	0.94	0.08	64,64,64,64	0

Continued on next page...

Continued from previous page...

Mol	Type	Chain	Res	Atoms	RSCC	RSR	B-factors(\AA^2)	Q<0.9
57	MG	2A	3156	1/1	0.94	0.14	52,52,52,52	0
57	MG	2B	201	1/1	0.94	0.12	67,67,67,67	0
57	MG	1A	3478	1/1	0.94	0.20	59,59,59,59	0
57	MG	1A	3823	1/1	0.94	0.07	38,38,38,38	0
57	MG	1A	3825	1/1	0.94	0.09	45,45,45,45	0
57	MG	1A	3701	1/1	0.94	0.12	57,57,57,57	0
57	MG	1A	3083	1/1	0.94	0.17	36,36,36,36	0
57	MG	1A	3226	1/1	0.94	0.19	50,50,50,50	0
57	MG	1B	229	1/1	0.94	0.08	64,64,64,64	0
57	MG	1A	3584	1/1	0.94	0.09	37,37,37,37	0
57	MG	2A	3607	1/1	0.94	0.08	28,28,28,28	0
57	MG	1a	1645	1/1	0.94	0.39	64,64,64,64	0
57	MG	1A	3104	1/1	0.94	0.22	35,35,35,35	0
57	MG	1A	3084	1/1	0.94	0.15	40,40,40,40	0
57	MG	2A	3360	1/1	0.94	0.08	48,48,48,48	0
57	MG	2A	3170	1/1	0.94	0.09	60,60,60,60	0
57	MG	1A	3291	1/1	0.94	0.19	55,55,55,55	0
57	MG	2v	102	1/1	0.94	0.13	45,45,45,45	0
57	MG	1B	235	1/1	0.94	0.09	39,39,39,39	0
57	MG	1A	3055	1/1	0.94	0.07	44,44,44,44	0
57	MG	1A	3111	1/1	0.94	0.10	41,41,41,41	0
57	MG	2A	3176	1/1	0.94	0.14	57,57,57,57	0
57	MG	1A	3115	1/1	0.94	0.08	38,38,38,38	0
57	MG	2D	301	1/1	0.94	0.23	44,44,44,44	0
57	MG	2D	303	1/1	0.94	0.24	46,46,46,46	0
57	MG	2D	304	1/1	0.94	0.08	51,51,51,51	0
57	MG	1A	3338	1/1	0.95	0.07	52,52,52,52	0
57	MG	1A	3384	1/1	0.95	0.25	30,30,30,30	0
57	MG	2T	3501	1/1	0.95	0.07	51,51,51,51	0
57	MG	1A	3567	1/1	0.95	0.07	45,45,45,45	0
57	MG	1A	3222	1/1	0.95	0.07	37,37,37,37	0
57	MG	1A	3569	1/1	0.95	0.21	52,52,52,52	0
57	MG	2A	3455	1/1	0.95	0.14	40,40,40,40	0
57	MG	1A	3979	1/1	0.95	0.06	49,49,49,49	0
57	MG	1A	3493	1/1	0.95	0.07	46,46,46,46	0
57	MG	1a	1631	1/1	0.95	0.23	64,64,64,64	0
57	MG	1a	1772	1/1	0.95	0.12	62,62,62,62	0
57	MG	1B	233	1/1	0.95	0.08	46,46,46,46	0
57	MG	2X	102	1/1	0.95	0.11	49,49,49,49	0
57	MG	1A	3749	1/1	0.95	0.06	25,25,25,25	0
57	MG	1A	3651	1/1	0.95	0.07	27,27,27,27	0
57	MG	2A	3688	1/1	0.95	0.08	38,38,38,38	0

Continued on next page...

Continued from previous page...

Mol	Type	Chain	Res	Atoms	RSCC	RSR	B-factors(\AA^2)	Q<0.9
57	MG	2A	3466	1/1	0.95	0.13	40,40,40,40	0
57	MG	1D	301	1/1	0.95	0.07	30,30,30,30	0
57	MG	1A	3433	1/1	0.95	0.20	54,54,54,54	0
57	MG	1A	3574	1/1	0.95	0.15	53,53,53,53	0
57	MG	1A	3857	1/1	0.95	0.29	36,36,36,36	0
57	MG	1A	3304	1/1	0.95	0.10	32,32,32,32	0
57	MG	1A	3342	1/1	0.95	0.28	51,51,51,51	0
57	MG	1A	3860	1/1	0.95	0.11	28,28,28,28	0
57	MG	1A	3438	1/1	0.95	0.08	49,49,49,49	0
57	MG	1A	3498	1/1	0.95	0.29	29,29,29,29	0
57	MG	2A	3478	1/1	0.95	0.14	55,55,55,55	0
57	MG	1a	1785	1/1	0.95	0.06	66,66,66,66	0
57	MG	1A	3181	1/1	0.95	0.08	32,32,32,32	0
57	MG	1A	3307	1/1	0.95	0.10	47,47,47,47	0
57	MG	1A	3868	1/1	0.95	0.12	24,24,24,24	0
57	MG	2a	1601	1/1	0.95	0.07	54,54,54,54	0
57	MG	2a	1602	1/1	0.95	0.18	53,53,53,53	0
57	MG	1A	3073	1/1	0.95	0.11	13,13,13,13	0
57	MG	2a	1604	1/1	0.95	0.13	57,57,57,57	0
57	MG	1A	3766	1/1	0.95	0.15	56,56,56,56	0
57	MG	2a	1606	1/1	0.95	0.18	60,60,60,60	0
57	MG	1A	3767	1/1	0.95	0.11	54,54,54,54	0
57	MG	1E	313	1/1	0.95	0.25	43,43,43,43	0
57	MG	2A	3487	1/1	0.95	0.14	39,39,39,39	0
57	MG	1A	3034	1/1	0.95	0.24	33,33,33,33	0
57	MG	2A	3489	1/1	0.95	0.15	59,59,59,59	0
57	MG	1A	3769	1/1	0.95	0.08	64,64,64,64	0
57	MG	2A	3716	1/1	0.95	0.11	62,62,62,62	0
57	MG	2a	1614	1/1	0.95	0.15	55,55,55,55	0
57	MG	2A	3135	1/1	0.95	0.10	43,43,43,43	0
57	MG	2A	3493	1/1	0.95	0.07	39,39,39,39	0
57	MG	1A	3153	1/1	0.95	0.11	36,36,36,36	0
57	MG	2a	1618	1/1	0.95	0.19	59,59,59,59	0
57	MG	2A	3720	1/1	0.95	0.10	50,50,50,50	0
57	MG	1A	3446	1/1	0.95	0.14	51,51,51,51	0
57	MG	2A	3496	1/1	0.95	0.07	52,52,52,52	0
57	MG	1A	3674	1/1	0.95	0.09	37,37,37,37	0
57	MG	1A	3880	1/1	0.95	0.10	51,51,51,51	0
57	MG	1a	1659	1/1	0.95	0.11	46,46,46,46	0
57	MG	1A	4011	1/1	0.95	0.09	67,67,67,67	0
57	MG	1F	312	1/1	0.95	0.09	41,41,41,41	0
57	MG	1A	3127	1/1	0.95	0.31	41,41,41,41	0

Continued on next page...

Continued from previous page...

Mol	Type	Chain	Res	Atoms	RSCC	RSR	B-factors(\AA^2)	Q<0.9
57	MG	1a	1806	1/1	0.95	0.07	60,60,60,60	0
57	MG	1A	3231	1/1	0.95	0.12	57,57,57,57	0
57	MG	2a	1634	1/1	0.95	0.15	63,63,63,63	0
57	MG	1a	1809	1/1	0.95	0.07	69,69,69,69	0
57	MG	2A	3732	1/1	0.95	0.11	34,34,34,34	0
57	MG	2A	3509	1/1	0.95	0.15	52,52,52,52	0
57	MG	1A	3883	1/1	0.95	0.07	47,47,47,47	0
57	MG	1A	3677	1/1	0.95	0.09	24,24,24,24	0
57	MG	2A	3513	1/1	0.95	0.15	56,56,56,56	0
57	MG	2A	3318	1/1	0.95	0.20	52,52,52,52	0
57	MG	2A	3515	1/1	0.95	0.10	55,55,55,55	0
57	MG	2A	3153	1/1	0.95	0.12	38,38,38,38	0
57	MG	1A	3313	1/1	0.95	0.15	42,42,42,42	0
57	MG	1A	3590	1/1	0.95	0.09	39,39,39,39	0
57	MG	1A	3156	1/1	0.95	0.20	37,37,37,37	0
57	MG	2A	3746	1/1	0.95	0.09	62,62,62,62	0
57	MG	1A	3190	1/1	0.95	0.20	35,35,35,35	0
57	MG	1A	3108	1/1	0.95	0.24	39,39,39,39	0
57	MG	1A	3892	1/1	0.95	0.10	44,44,44,44	0
57	MG	1A	3786	1/1	0.95	0.06	41,41,41,41	0
57	MG	1a	1821	1/1	0.95	0.14	60,60,60,60	0
57	MG	1A	3686	1/1	0.95	0.10	29,29,29,29	0
57	MG	1A	3895	1/1	0.95	0.25	36,36,36,36	0
57	MG	1A	3897	1/1	0.95	0.05	29,29,29,29	0
57	MG	2A	3531	1/1	0.95	0.09	33,33,33,33	0
57	MG	1A	3689	1/1	0.95	0.09	53,53,53,53	0
57	MG	1A	3199	1/1	0.95	0.20	42,42,42,42	0
57	MG	1A	3097	1/1	0.95	0.15	34,34,34,34	0
57	MG	2A	3171	1/1	0.95	0.16	39,39,39,39	0
57	MG	1A	3407	1/1	0.95	0.37	49,49,49,49	0
57	MG	1A	3459	1/1	0.95	0.08	71,71,71,71	0
57	MG	1A	3904	1/1	0.95	0.05	77,77,77,77	0
57	MG	1a	1683	1/1	0.95	0.19	60,60,60,60	0
57	MG	1A	3905	1/1	0.95	0.10	67,67,67,67	0
57	MG	1A	3276	1/1	0.95	0.11	45,45,45,45	0
57	MG	2A	3343	1/1	0.95	0.15	69,69,69,69	0
57	MG	2A	3344	1/1	0.95	0.09	58,58,58,58	0
57	MG	1A	3799	1/1	0.95	0.18	65,65,65,65	0
57	MG	1A	3910	1/1	0.95	0.09	63,63,63,63	0
57	MG	1A	3098	1/1	0.95	0.07	37,37,37,37	0
57	MG	1A	3697	1/1	0.95	0.15	55,55,55,55	0
57	MG	2A	3554	1/1	0.95	0.06	55,55,55,55	0

Continued on next page...

Continued from previous page...

Mol	Type	Chain	Res	Atoms	RSCC	RSR	B-factors(\AA^2)	Q<0.9
57	MG	1A	3802	1/1	0.95	0.40	30,30,30,30	0
57	MG	1A	3606	1/1	0.95	0.11	26,26,26,26	0
57	MG	1U	204	1/1	0.95	0.11	34,34,34,34	0
57	MG	2A	3782	1/1	0.95	0.11	75,75,75,75	0
57	MG	2a	1683	1/1	0.95	0.13	59,59,59,59	0
57	MG	1A	3916	1/1	0.95	0.10	52,52,52,52	0
57	MG	1A	3607	1/1	0.95	0.08	36,36,36,36	0
57	MG	1A	3919	1/1	0.95	0.12	54,54,54,54	0
57	MG	1A	3806	1/1	0.95	0.08	32,32,32,32	0
57	MG	2A	3791	1/1	0.95	0.07	32,32,32,32	0
57	MG	1A	3926	1/1	0.95	0.07	51,51,51,51	0
57	MG	2A	3568	1/1	0.95	0.10	54,54,54,54	0
57	MG	2A	3569	1/1	0.95	0.12	60,60,60,60	0
57	MG	1a	1698	1/1	0.95	0.28	52,52,52,52	0
57	MG	2A	3797	1/1	0.95	0.17	30,30,30,30	0
57	MG	1A	3927	1/1	0.95	0.07	55,55,55,55	0
57	MG	2a	1697	1/1	0.95	0.17	63,63,63,63	0
57	MG	2A	3803	1/1	0.95	0.08	69,69,69,69	0
57	MG	2A	3195	1/1	0.95	0.12	65,65,65,65	0
57	MG	1A	3077	1/1	0.95	0.20	45,45,45,45	0
57	MG	1A	3065	1/1	0.95	0.10	36,36,36,36	0
57	MG	2A	3009	1/1	0.95	0.13	63,63,63,63	0
57	MG	2A	3811	1/1	0.95	0.09	33,33,33,33	0
57	MG	2A	3010	1/1	0.95	0.20	39,39,39,39	0
57	MG	1A	3117	1/1	0.95	0.24	42,42,42,42	0
57	MG	2A	3014	1/1	0.95	0.19	39,39,39,39	0
57	MG	2A	3015	1/1	0.95	0.17	64,64,64,64	0
57	MG	2A	3016	1/1	0.95	0.16	50,50,50,50	0
57	MG	1X	104	1/1	0.95	0.08	42,42,42,42	0
57	MG	1A	3367	1/1	0.95	0.26	57,57,57,57	0
57	MG	2a	1712	1/1	0.95	0.08	51,51,51,51	0
57	MG	2A	3021	1/1	0.95	0.31	42,42,42,42	0
57	MG	2A	3823	1/1	0.95	0.10	21,21,21,21	0
57	MG	1A	3140	1/1	0.95	0.10	37,37,37,37	0
57	MG	2a	1717	1/1	0.95	0.12	54,54,54,54	0
57	MG	2A	3374	1/1	0.95	0.11	67,67,67,67	0
57	MG	1A	3935	1/1	0.95	0.07	66,66,66,66	0
57	MG	1Z	301	1/1	0.95	0.07	60,60,60,60	0
57	MG	2A	3593	1/1	0.95	0.11	29,29,29,29	0
57	MG	2A	3378	1/1	0.95	0.07	50,50,50,50	0
57	MG	2A	3025	1/1	0.95	0.19	45,45,45,45	0
57	MG	2A	3597	1/1	0.95	0.08	40,40,40,40	0

Continued on next page...

Continued from previous page...

Mol	Type	Chain	Res	Atoms	RSCC	RSR	B-factors(\AA^2)	Q<0.9
57	MG	2A	3027	1/1	0.95	0.17	45,45,45,45	0
57	MG	1A	3066	1/1	0.95	0.08	50,50,50,50	0
57	MG	2A	3029	1/1	0.95	0.07	37,37,37,37	0
57	MG	1A	3813	1/1	0.95	0.14	48,48,48,48	0
57	MG	2A	3603	1/1	0.95	0.21	58,58,58,58	0
57	MG	1A	4066	1/1	0.95	0.17	15,15,15,15	0
57	MG	1A	3938	1/1	0.95	0.05	58,58,58,58	0
57	MG	1A	3471	1/1	0.95	0.24	37,37,37,37	0
57	MG	2a	1735	1/1	0.95	0.15	52,52,52,52	0
57	MG	2A	3221	1/1	0.95	0.08	39,39,39,39	0
57	MG	2A	3035	1/1	0.95	0.13	37,37,37,37	0
57	MG	2A	3224	1/1	0.95	0.26	42,42,42,42	0
57	MG	1A	3472	1/1	0.95	0.08	48,48,48,48	0
57	MG	1A	3711	1/1	0.95	0.20	61,61,61,61	0
57	MG	1l	103	1/1	0.95	0.06	43,43,43,43	0
57	MG	1A	3120	1/1	0.95	0.13	47,47,47,47	0
57	MG	2A	3042	1/1	0.95	0.29	59,59,59,59	0
57	MG	1A	3944	1/1	0.95	0.06	45,45,45,45	0
57	MG	1A	3293	1/1	0.95	0.06	44,44,44,44	0
57	MG	1A	3121	1/1	0.95	0.13	38,38,38,38	0
57	MG	2A	3621	1/1	0.95	0.08	65,65,65,65	0
57	MG	2A	3400	1/1	0.95	0.23	52,52,52,52	0
57	MG	1A	3535	1/1	0.95	0.10	63,63,63,63	0
57	MG	1A	3009	1/1	0.95	0.06	22,22,22,22	0
57	MG	1A	4082	1/1	0.95	0.06	51,51,51,51	0
57	MG	2A	3049	1/1	0.95	0.10	33,33,33,33	0
57	MG	1A	3537	1/1	0.95	0.28	32,32,32,32	0
57	MG	2a	1756	1/1	0.95	0.24	62,62,62,62	0
57	MG	2A	3051	1/1	0.95	0.11	43,43,43,43	0
57	MG	2B	210	1/1	0.95	0.10	70,70,70,70	0
57	MG	17	103	1/1	0.95	0.14	55,55,55,55	0
57	MG	1A	3255	1/1	0.95	0.23	47,47,47,47	0
57	MG	2a	1761	1/1	0.95	0.07	53,53,53,53	0
57	MG	1A	3951	1/1	0.95	0.10	24,24,24,24	0
57	MG	2a	1763	1/1	0.95	0.16	52,52,52,52	0
57	MG	18	101	1/1	0.95	0.18	42,42,42,42	0
57	MG	1A	3824	1/1	0.95	0.14	52,52,52,52	0
57	MG	1A	3175	1/1	0.95	0.24	31,31,31,31	0
57	MG	2A	3059	1/1	0.95	0.09	49,49,49,49	0
57	MG	1A	4088	1/1	0.95	0.05	40,40,40,40	0
57	MG	1A	3954	1/1	0.95	0.14	51,51,51,51	0
57	MG	1A	3177	1/1	0.95	0.09	30,30,30,30	0

Continued on next page...

Continued from previous page...

Mol	Type	Chain	Res	Atoms	RSCC	RSR	B-factors(\AA^2)	Q<0.9
57	MG	2A	3417	1/1	0.95	0.19	56,56,56,56	0
57	MG	2A	3418	1/1	0.95	0.40	56,56,56,56	0
57	MG	1A	3632	1/1	0.95	0.04	24,24,24,24	0
57	MG	1B	203	1/1	0.95	0.24	68,68,68,68	0
57	MG	2A	3251	1/1	0.95	0.07	52,52,52,52	0
57	MG	2A	3066	1/1	0.95	0.20	55,55,55,55	0
57	MG	1B	204	1/1	0.95	0.07	41,41,41,41	0
57	MG	1A	3484	1/1	0.95	0.10	44,44,44,44	0
57	MG	1A	3730	1/1	0.95	0.06	30,30,30,30	0
57	MG	1A	3485	1/1	0.95	0.23	32,32,32,32	0
57	MG	2A	3071	1/1	0.95	0.05	51,51,51,51	0
57	MG	1A	3733	1/1	0.95	0.07	45,45,45,45	0
57	MG	1A	3636	1/1	0.95	0.07	39,39,39,39	0
57	MG	2A	3077	1/1	0.95	0.11	42,42,42,42	0
57	MG	1A	3834	1/1	0.95	0.08	19,19,19,19	0
57	MG	1A	3486	1/1	0.95	0.06	41,41,41,41	0
57	MG	1A	3258	1/1	0.95	0.13	27,27,27,27	0
57	MG	2A	3439	1/1	0.95	0.10	62,62,62,62	0
57	MG	1a	1616	1/1	0.95	0.08	73,73,73,73	0
57	MG	2q	202	1/1	0.95	0.06	72,72,72,72	0
57	MG	2F	304	1/1	0.95	0.07	53,53,53,53	0
57	MG	1A	3488	1/1	0.95	0.09	60,60,60,60	0
57	MG	1A	3838	1/1	0.95	0.09	20,20,20,20	0
57	MG	1a	1619	1/1	0.95	0.21	52,52,52,52	0
57	MG	1A	3221	1/1	0.95	0.17	42,42,42,42	0
57	MG	2A	3668	1/1	0.95	0.10	65,65,65,65	0
57	MG	1a	1760	1/1	0.95	0.06	46,46,46,46	0
57	MG	2A	3670	1/1	0.95	0.05	43,43,43,43	0
57	MG	1A	3560	1/1	0.95	0.12	52,52,52,52	0
57	MG	2Q	201	1/1	0.95	0.15	57,57,57,57	0
57	MG	2A	3448	1/1	0.95	0.11	55,55,55,55	0
57	MG	2Q	204	1/1	0.95	0.07	45,45,45,45	0
58	K	1A	3549	1/1	0.95	0.11	73,73,73,73	0
59	ZN	14	501	1/1	0.95	0.11	117,117,117,117	0
59	ZN	24	501	1/1	0.95	0.11	127,127,127,127	0
57	MG	15	102	1/1	0.96	0.24	33,33,33,33	0
57	MG	2A	3664	1/1	0.96	0.08	58,58,58,58	0
57	MG	15	103	1/1	0.96	0.23	35,35,35,35	0
57	MG	2A	3666	1/1	0.96	0.09	54,54,54,54	0
57	MG	1A	3763	1/1	0.96	0.10	31,31,31,31	0
57	MG	1A	3499	1/1	0.96	0.22	41,41,41,41	0
57	MG	2A	3054	1/1	0.96	0.07	49,49,49,49	0

Continued on next page...

Continued from previous page...

Mol	Type	Chain	Res	Atoms	RSCC	RSR	B-factors(\AA^2)	Q<0.9
57	MG	1A	3862	1/1	0.96	0.06	31,31,31,31	0
57	MG	16	101	1/1	0.96	0.08	57,57,57,57	0
57	MG	1A	3243	1/1	0.96	0.18	35,35,35,35	0
57	MG	1A	3502	1/1	0.96	0.18	38,38,38,38	0
57	MG	17	104	1/1	0.96	0.11	34,34,34,34	0
57	MG	1A	3381	1/1	0.96	0.14	43,43,43,43	0
57	MG	1a	1738	1/1	0.96	0.06	50,50,50,50	0
57	MG	1A	3866	1/1	0.96	0.06	27,27,27,27	0
57	MG	1A	3440	1/1	0.96	0.25	41,41,41,41	0
57	MG	1a	1741	1/1	0.96	0.15	58,58,58,58	0
57	MG	1A	3197	1/1	0.96	0.09	48,48,48,48	0
57	MG	2A	3452	1/1	0.96	0.23	42,42,42,42	0
57	MG	1A	3871	1/1	0.96	0.08	44,44,44,44	0
57	MG	1A	3112	1/1	0.96	0.20	34,34,34,34	0
57	MG	1A	3443	1/1	0.96	0.13	56,56,56,56	0
57	MG	2A	3260	1/1	0.96	0.17	50,50,50,50	0
57	MG	1a	1746	1/1	0.96	0.06	36,36,36,36	0
57	MG	25	105	1/1	0.96	0.13	51,51,51,51	0
57	MG	1A	3114	1/1	0.96	0.08	34,34,34,34	0
57	MG	1A	3203	1/1	0.96	0.08	29,29,29,29	0
57	MG	2A	3074	1/1	0.96	0.06	43,43,43,43	0
57	MG	2A	3075	1/1	0.96	0.07	24,24,24,24	0
57	MG	2A	3694	1/1	0.96	0.05	38,38,38,38	0
57	MG	2A	3266	1/1	0.96	0.15	68,68,68,68	0
57	MG	1A	3776	1/1	0.96	0.14	59,59,59,59	0
57	MG	1A	3002	1/1	0.96	0.08	40,40,40,40	0
57	MG	1A	3680	1/1	0.96	0.08	43,43,43,43	0
57	MG	2A	3469	1/1	0.96	0.16	50,50,50,50	0
57	MG	1B	226	1/1	0.96	0.08	56,56,56,56	0
57	MG	2A	3080	1/1	0.96	0.12	51,51,51,51	0
57	MG	1a	1755	1/1	0.96	0.09	44,44,44,44	0
57	MG	1B	228	1/1	0.96	0.06	38,38,38,38	0
57	MG	1A	3779	1/1	0.96	0.05	24,24,24,24	0
57	MG	1A	3249	1/1	0.96	0.17	44,44,44,44	0
57	MG	1A	3994	1/1	0.96	0.06	67,67,67,67	0
57	MG	1A	3162	1/1	0.96	0.23	28,28,28,28	0
57	MG	1a	1614	1/1	0.96	0.11	30,30,30,30	0
57	MG	1A	3391	1/1	0.96	0.17	34,34,34,34	0
57	MG	2A	3089	1/1	0.96	0.15	38,38,38,38	0
57	MG	1A	3025	1/1	0.96	0.14	36,36,36,36	0
57	MG	1A	3685	1/1	0.96	0.06	56,56,56,56	0
57	MG	2A	3092	1/1	0.96	0.11	39,39,39,39	0

Continued on next page...

Continued from previous page...

Mol	Type	Chain	Res	Atoms	RSCC	RSR	B-factors(\AA^2)	Q<0.9
57	MG	1B	236	1/1	0.96	0.08	37,37,37,37	0
57	MG	1A	3208	1/1	0.96	0.19	36,36,36,36	0
57	MG	2A	3095	1/1	0.96	0.11	43,43,43,43	0
57	MG	1A	3688	1/1	0.96	0.06	13,13,13,13	0
57	MG	1D	304	1/1	0.96	0.12	40,40,40,40	0
57	MG	2A	3490	1/1	0.96	0.08	51,51,51,51	0
57	MG	1a	1771	1/1	0.96	0.06	60,60,60,60	0
57	MG	1D	306	1/1	0.96	0.06	35,35,35,35	0
57	MG	1a	1624	1/1	0.96	0.10	57,57,57,57	0
57	MG	2a	1627	1/1	0.96	0.23	53,53,53,53	0
57	MG	1A	3517	1/1	0.96	0.26	48,48,48,48	0
57	MG	1A	3135	1/1	0.96	0.05	38,38,38,38	0
57	MG	1A	3344	1/1	0.96	0.26	56,56,56,56	0
57	MG	1A	3600	1/1	0.96	0.11	15,15,15,15	0
57	MG	1A	3796	1/1	0.96	0.16	43,43,43,43	0
57	MG	1A	3797	1/1	0.96	0.08	58,58,58,58	0
57	MG	2A	3501	1/1	0.96	0.08	27,27,27,27	0
57	MG	1E	302	1/1	0.96	0.09	39,39,39,39	0
57	MG	1A	3347	1/1	0.96	0.14	41,41,41,41	0
57	MG	2a	1638	1/1	0.96	0.17	53,53,53,53	0
57	MG	1A	3136	1/1	0.96	0.07	32,32,32,32	0
57	MG	2A	3113	1/1	0.96	0.19	51,51,51,51	0
57	MG	2A	3114	1/1	0.96	0.07	49,49,49,49	0
57	MG	1A	3604	1/1	0.96	0.08	36,36,36,36	0
57	MG	1A	3067	1/1	0.96	0.07	35,35,35,35	0
57	MG	2A	3739	1/1	0.96	0.13	57,57,57,57	0
57	MG	1A	3302	1/1	0.96	0.33	48,48,48,48	0
57	MG	1a	1637	1/1	0.96	0.15	28,28,28,28	0
57	MG	2A	3742	1/1	0.96	0.06	49,49,49,49	0
57	MG	2A	3512	1/1	0.96	0.07	49,49,49,49	0
57	MG	1A	3902	1/1	0.96	0.13	55,55,55,55	0
57	MG	1A	3303	1/1	0.96	0.18	50,50,50,50	0
57	MG	1A	4020	1/1	0.96	0.05	71,71,71,71	0
57	MG	2a	1653	1/1	0.96	0.11	48,48,48,48	0
57	MG	1A	3804	1/1	0.96	0.07	40,40,40,40	0
57	MG	1A	3525	1/1	0.96	0.13	26,26,26,26	0
57	MG	1F	302	1/1	0.96	0.13	36,36,36,36	0
57	MG	1a	1644	1/1	0.96	0.19	58,58,58,58	0
57	MG	2A	3520	1/1	0.96	0.10	36,36,36,36	0
57	MG	2A	3127	1/1	0.96	0.05	46,46,46,46	0
57	MG	2A	3754	1/1	0.96	0.06	60,60,60,60	0
57	MG	2A	3129	1/1	0.96	0.07	61,61,61,61	0

Continued on next page...

Continued from previous page...

Mol	Type	Chain	Res	Atoms	RSCC	RSR	B-factors(\AA^2)	Q<0.9
57	MG	1A	3402	1/1	0.96	0.10	53,53,53,53	0
57	MG	2A	3131	1/1	0.96	0.15	41,41,41,41	0
57	MG	2A	3132	1/1	0.96	0.08	41,41,41,41	0
57	MG	1A	4024	1/1	0.96	0.05	48,48,48,48	0
57	MG	2A	3134	1/1	0.96	0.14	34,34,34,34	0
57	MG	1A	3139	1/1	0.96	0.29	33,33,33,33	0
57	MG	1A	3059	1/1	0.96	0.07	44,44,44,44	0
57	MG	1F	308	1/1	0.96	0.07	36,36,36,36	0
57	MG	2A	3138	1/1	0.96	0.21	49,49,49,49	0
57	MG	2A	3767	1/1	0.96	0.06	52,52,52,52	0
57	MG	2a	1673	1/1	0.96	0.14	47,47,47,47	0
57	MG	1F	309	1/1	0.96	0.16	22,22,22,22	0
57	MG	1F	310	1/1	0.96	0.12	27,27,27,27	0
57	MG	1a	1802	1/1	0.96	0.14	58,58,58,58	0
57	MG	2A	3537	1/1	0.96	0.07	33,33,33,33	0
57	MG	2A	3142	1/1	0.96	0.20	56,56,56,56	0
57	MG	1a	1803	1/1	0.96	0.07	50,50,50,50	0
57	MG	1A	3141	1/1	0.96	0.16	37,37,37,37	0
57	MG	1A	3530	1/1	0.96	0.12	55,55,55,55	0
57	MG	1A	4031	1/1	0.96	0.09	51,51,51,51	0
57	MG	1A	3466	1/1	0.96	0.08	42,42,42,42	0
57	MG	2A	3546	1/1	0.96	0.09	40,40,40,40	0
57	MG	1A	3620	1/1	0.96	0.06	46,46,46,46	0
57	MG	2A	3150	1/1	0.96	0.08	55,55,55,55	0
57	MG	2a	1687	1/1	0.96	0.08	53,53,53,53	0
57	MG	1A	3218	1/1	0.96	0.21	38,38,38,38	0
57	MG	2A	3785	1/1	0.96	0.06	48,48,48,48	0
57	MG	2a	1690	1/1	0.96	0.17	58,58,58,58	0
57	MG	1A	3410	1/1	0.96	0.10	53,53,53,53	0
57	MG	1A	3143	1/1	0.96	0.06	16,16,16,16	0
57	MG	1A	3715	1/1	0.96	0.08	38,38,38,38	0
57	MG	1A	3019	1/1	0.96	0.16	52,52,52,52	0
57	MG	2A	3342	1/1	0.96	0.08	66,66,66,66	0
57	MG	2A	3793	1/1	0.96	0.11	48,48,48,48	0
57	MG	1A	3041	1/1	0.96	0.07	28,28,28,28	0
57	MG	1A	3122	1/1	0.96	0.14	42,42,42,42	0
57	MG	2A	3159	1/1	0.96	0.16	54,54,54,54	0
57	MG	1a	1664	1/1	0.96	0.08	57,57,57,57	0
57	MG	2A	3798	1/1	0.96	0.11	29,29,29,29	0
57	MG	2A	3799	1/1	0.96	0.06	48,48,48,48	0
57	MG	1A	3538	1/1	0.96	0.21	34,34,34,34	0
57	MG	2A	3801	1/1	0.96	0.10	37,37,37,37	0

Continued on next page...

Continued from previous page...

Mol	Type	Chain	Res	Atoms	RSCC	RSR	B-factors(\AA^2)	Q<0.9
57	MG	2a	1705	1/1	0.96	0.08	52,52,52,52	0
57	MG	1A	3105	1/1	0.96	0.08	49,49,49,49	0
57	MG	1A	3362	1/1	0.96	0.24	41,41,41,41	0
57	MG	1A	3007	1/1	0.96	0.12	36,36,36,36	0
57	MG	2A	3808	1/1	0.96	0.08	54,54,54,54	0
57	MG	2A	3351	1/1	0.96	0.16	54,54,54,54	0
57	MG	1A	3080	1/1	0.96	0.07	62,62,62,62	0
57	MG	2A	3166	1/1	0.96	0.19	66,66,66,66	0
57	MG	2A	3574	1/1	0.96	0.09	47,47,47,47	0
57	MG	1A	3152	1/1	0.96	0.17	36,36,36,36	0
57	MG	2a	1715	1/1	0.96	0.15	49,49,49,49	0
57	MG	1A	4048	1/1	0.96	0.08	21,21,21,21	0
57	MG	2A	3816	1/1	0.96	0.10	69,69,69,69	0
57	MG	1P	203	1/1	0.96	0.28	31,31,31,31	0
57	MG	1A	3635	1/1	0.96	0.09	37,37,37,37	0
57	MG	2A	3579	1/1	0.96	0.06	57,57,57,57	0
57	MG	1A	3186	1/1	0.96	0.08	36,36,36,36	0
57	MG	1Q	203	1/1	0.96	0.08	31,31,31,31	0
57	MG	1A	3022	1/1	0.96	0.07	44,44,44,44	0
57	MG	1Q	206	1/1	0.96	0.10	47,47,47,47	0
57	MG	1Q	207	1/1	0.96	0.08	47,47,47,47	0
57	MG	1Q	208	1/1	0.96	0.13	35,35,35,35	0
57	MG	2a	1728	1/1	0.96	0.12	60,60,60,60	0
57	MG	1t	201	1/1	0.96	0.11	58,58,58,58	0
57	MG	2A	3588	1/1	0.96	0.12	38,38,38,38	0
57	MG	1A	3271	1/1	0.96	0.08	32,32,32,32	0
57	MG	1w	402	1/1	0.96	0.07	49,49,49,49	0
57	MG	2A	3181	1/1	0.96	0.12	57,57,57,57	0
57	MG	2A	3182	1/1	0.96	0.08	56,56,56,56	0
57	MG	1A	4053	1/1	0.96	0.06	40,40,40,40	0
57	MG	2a	1736	1/1	0.96	0.15	56,56,56,56	0
57	MG	2A	3594	1/1	0.96	0.05	32,32,32,32	0
57	MG	1A	3941	1/1	0.96	0.09	56,56,56,56	0
57	MG	1A	3128	1/1	0.96	0.17	28,28,28,28	0
57	MG	1A	3556	1/1	0.96	0.07	41,41,41,41	0
57	MG	1A	3558	1/1	0.96	0.21	37,37,37,37	0
57	MG	1A	3274	1/1	0.96	0.20	33,33,33,33	0
57	MG	2A	3600	1/1	0.96	0.15	57,57,57,57	0
57	MG	1A	3739	1/1	0.96	0.11	46,46,46,46	0
57	MG	1x	108	1/1	0.96	0.12	55,55,55,55	0
57	MG	1A	4061	1/1	0.96	0.07	52,52,52,52	0
57	MG	1A	3644	1/1	0.96	0.07	29,29,29,29	0

Continued on next page...

Continued from previous page...

Mol	Type	Chain	Res	Atoms	RSCC	RSR	B-factors(\AA^2)	Q<0.9
57	MG	1x	113	1/1	0.96	0.12	50,50,50,50	0
57	MG	1A	3371	1/1	0.96	0.20	47,47,47,47	0
57	MG	1U	207	1/1	0.96	0.25	33,33,33,33	0
57	MG	1A	4064	1/1	0.96	0.08	50,50,50,50	0
57	MG	1A	3194	1/1	0.96	0.39	34,34,34,34	0
57	MG	2A	3006	1/1	0.96	0.15	43,43,43,43	0
57	MG	1A	3839	1/1	0.96	0.10	26,26,26,26	0
57	MG	1V	204	1/1	0.96	0.18	54,54,54,54	0
57	MG	2A	3201	1/1	0.96	0.12	53,53,53,53	0
57	MG	2A	3616	1/1	0.96	0.07	35,35,35,35	0
57	MG	1A	3840	1/1	0.96	0.14	33,33,33,33	0
57	MG	1A	3429	1/1	0.96	0.24	40,40,40,40	0
57	MG	2A	3013	1/1	0.96	0.07	40,40,40,40	0
57	MG	1W	205	1/1	0.96	0.13	35,35,35,35	0
57	MG	1A	3842	1/1	0.96	0.26	37,37,37,37	0
57	MG	1X	101	1/1	0.96	0.04	29,29,29,29	0
57	MG	2A	3208	1/1	0.96	0.13	51,51,51,51	0
57	MG	1A	3064	1/1	0.96	0.15	38,38,38,38	0
57	MG	2A	3398	1/1	0.96	0.19	42,42,42,42	0
57	MG	2A	3399	1/1	0.96	0.22	45,45,45,45	0
57	MG	1A	3955	1/1	0.96	0.13	47,47,47,47	0
57	MG	1X	105	1/1	0.96	0.18	37,37,37,37	0
57	MG	1A	3236	1/1	0.96	0.22	30,30,30,30	0
57	MG	1A	3570	1/1	0.96	0.09	41,41,41,41	0
57	MG	1A	3652	1/1	0.96	0.07	28,28,28,28	0
57	MG	1Y	204	1/1	0.96	0.23	43,43,43,43	0
57	MG	1A	3960	1/1	0.96	0.11	49,49,49,49	0
57	MG	1A	3279	1/1	0.96	0.18	35,35,35,35	0
57	MG	1A	4081	1/1	0.96	0.17	46,46,46,46	0
57	MG	1a	1711	1/1	0.96	0.06	51,51,51,51	0
57	MG	2D	305	1/1	0.96	0.09	29,29,29,29	0
57	MG	1a	1712	1/1	0.96	0.09	52,52,52,52	0
57	MG	2A	3222	1/1	0.96	0.14	46,46,46,46	0
57	MG	2A	3640	1/1	0.96	0.06	35,35,35,35	0
57	MG	2A	3032	1/1	0.96	0.08	37,37,37,37	0
57	MG	1A	3196	1/1	0.96	0.23	29,29,29,29	0
57	MG	1A	3656	1/1	0.96	0.12	42,42,42,42	0
57	MG	1A	3435	1/1	0.96	0.16	33,33,33,33	0
57	MG	1A	3659	1/1	0.96	0.05	20,20,20,20	0
57	MG	10	108	1/1	0.96	0.10	45,45,45,45	0
57	MG	2A	3647	1/1	0.96	0.07	51,51,51,51	0
57	MG	2A	3038	1/1	0.96	0.11	23,23,23,23	0

Continued on next page...

Continued from previous page...

Mol	Type	Chain	Res	Atoms	RSCC	RSR	B-factors(\AA^2)	Q<0.9
57	MG	1A	3242	1/1	0.96	0.36	35,35,35,35	0
57	MG	2F	301	1/1	0.96	0.13	48,48,48,48	0
57	MG	2A	3040	1/1	0.96	0.10	52,52,52,52	0
57	MG	1a	1719	1/1	0.96	0.12	60,60,60,60	0
57	MG	2w	401	1/1	0.96	0.06	44,44,44,44	0
57	MG	1l	102	1/1	0.96	0.07	60,60,60,60	0
57	MG	2x	102	1/1	0.96	0.17	65,65,65,65	0
57	MG	1A	3661	1/1	0.96	0.06	22,22,22,22	0
57	MG	1A	3759	1/1	0.96	0.08	22,22,22,22	0
57	MG	1A	3969	1/1	0.96	0.16	57,57,57,57	0
57	MG	2x	106	1/1	0.96	0.12	57,57,57,57	0
57	MG	13	102	1/1	0.96	0.06	41,41,41,41	0
57	MG	2F	309	1/1	0.96	0.18	38,38,38,38	0
57	MG	1a	1725	1/1	0.96	0.08	53,53,53,53	0
57	MG	1A	3576	1/1	0.96	0.17	32,32,32,32	0
57	MG	2A	3432	1/1	0.96	0.27	53,53,53,53	0
57	MG	1A	3286	1/1	0.96	0.10	32,32,32,32	0
59	ZN	1n	102	1/1	0.96	0.05	85,85,85,85	0
57	MG	2A	3434	1/1	0.96	0.37	65,65,65,65	0
57	MG	1A	3404	1/1	0.97	0.13	41,41,41,41	0
57	MG	1A	3178	1/1	0.97	0.15	29,29,29,29	0
57	MG	1A	3028	1/1	0.97	0.14	26,26,26,26	0
57	MG	2a	1647	1/1	0.97	0.17	32,32,32,32	0
57	MG	1A	3217	1/1	0.97	0.19	36,36,36,36	0
57	MG	2A	3060	1/1	0.97	0.05	38,38,38,38	0
57	MG	1A	4071	1/1	0.97	0.06	46,46,46,46	0
57	MG	1A	3467	1/1	0.97	0.09	51,51,51,51	0
57	MG	1A	3113	1/1	0.97	0.10	37,37,37,37	0
57	MG	1A	3081	1/1	0.97	0.15	32,32,32,32	0
57	MG	1A	4076	1/1	0.97	0.04	36,36,36,36	0
57	MG	1A	3038	1/1	0.97	0.18	32,32,32,32	0
57	MG	1A	3305	1/1	0.97	0.08	19,19,19,19	0
57	MG	1R	203	1/1	0.97	0.12	39,39,39,39	0
57	MG	1A	3780	1/1	0.97	0.05	21,21,21,21	0
57	MG	1A	3692	1/1	0.97	0.06	54,54,54,54	0
57	MG	1A	3133	1/1	0.97	0.07	38,38,38,38	0
57	MG	1A	3874	1/1	0.97	0.11	26,26,26,26	0
57	MG	2A	3839	1/1	0.97	0.04	58,58,58,58	0
57	MG	2a	1663	1/1	0.97	0.17	55,55,55,55	0
57	MG	2A	3504	1/1	0.97	0.04	30,30,30,30	0
57	MG	2A	3073	1/1	0.97	0.16	52,52,52,52	0
57	MG	1A	3358	1/1	0.97	0.09	53,53,53,53	0

Continued on next page...

Continued from previous page...

Mol	Type	Chain	Res	Atoms	RSCC	RSR	B-factors(\AA^2)	Q<0.9
57	MG	2A	3217	1/1	0.97	0.27	35,35,35,35	0
57	MG	1A	3784	1/1	0.97	0.07	35,35,35,35	0
57	MG	1T	202	1/1	0.97	0.07	54,54,54,54	0
57	MG	1U	201	1/1	0.97	0.20	37,37,37,37	0
57	MG	1A	3012	1/1	0.97	0.04	26,26,26,26	0
57	MG	1A	3618	1/1	0.97	0.10	26,26,26,26	0
57	MG	1A	3187	1/1	0.97	0.07	43,43,43,43	0
57	MG	1A	3188	1/1	0.97	0.07	37,37,37,37	0
57	MG	1A	3789	1/1	0.97	0.07	16,16,16,16	0
57	MG	1U	208	1/1	0.97	0.17	32,32,32,32	0
57	MG	1A	3479	1/1	0.97	0.12	39,39,39,39	0
57	MG	1A	3700	1/1	0.97	0.04	16,16,16,16	0
57	MG	1V	201	1/1	0.97	0.33	29,29,29,29	0
57	MG	1A	3541	1/1	0.97	0.20	32,32,32,32	0
57	MG	1A	3068	1/1	0.97	0.04	33,33,33,33	0
57	MG	1A	3987	1/1	0.97	0.05	50,50,50,50	0
57	MG	1a	1801	1/1	0.97	0.06	52,52,52,52	0
57	MG	1B	206	1/1	0.97	0.08	39,39,39,39	0
57	MG	2A	3375	1/1	0.97	0.21	57,57,57,57	0
57	MG	1W	202	1/1	0.97	0.16	52,52,52,52	0
57	MG	1W	203	1/1	0.97	0.13	37,37,37,37	0
57	MG	1W	204	1/1	0.97	0.21	37,37,37,37	0
57	MG	1B	207	1/1	0.97	0.16	40,40,40,40	0
57	MG	1A	3030	1/1	0.97	0.13	33,33,33,33	0
57	MG	1A	3704	1/1	0.97	0.07	48,48,48,48	0
57	MG	1A	3483	1/1	0.97	0.22	30,30,30,30	0
57	MG	1X	103	1/1	0.97	0.10	42,42,42,42	0
57	MG	2A	3100	1/1	0.97	0.08	25,25,25,25	0
57	MG	1A	3228	1/1	0.97	0.19	29,29,29,29	0
57	MG	1A	3266	1/1	0.97	0.14	38,38,38,38	0
57	MG	2A	3540	1/1	0.97	0.05	32,32,32,32	0
57	MG	1A	3629	1/1	0.97	0.07	31,31,31,31	0
57	MG	1A	3229	1/1	0.97	0.12	29,29,29,29	0
57	MG	1B	215	1/1	0.97	0.06	50,50,50,50	0
57	MG	1A	3193	1/1	0.97	0.04	38,38,38,38	0
57	MG	2A	3709	1/1	0.97	0.14	33,33,33,33	0
57	MG	1A	3137	1/1	0.97	0.12	36,36,36,36	0
57	MG	1B	219	1/1	0.97	0.10	36,36,36,36	0
57	MG	2A	3547	1/1	0.97	0.05	30,30,30,30	0
57	MG	2A	3713	1/1	0.97	0.07	50,50,50,50	0
57	MG	10	101	1/1	0.97	0.06	47,47,47,47	0
57	MG	10	102	1/1	0.97	0.20	45,45,45,45	0

Continued on next page...

Continued from previous page...

Mol	Type	Chain	Res	Atoms	RSCC	RSR	B-factors(\AA^2)	Q<0.9
57	MG	1A	3161	1/1	0.97	0.26	30,30,30,30	0
57	MG	1d	301	1/1	0.97	0.28	48,48,48,48	0
57	MG	1A	3557	1/1	0.97	0.20	38,38,38,38	0
57	MG	1A	3087	1/1	0.97	0.26	36,36,36,36	0
57	MG	1A	4002	1/1	0.97	0.10	22,22,22,22	0
57	MG	1A	3428	1/1	0.97	0.16	41,41,41,41	0
57	MG	1A	3561	1/1	0.97	0.20	34,34,34,34	0
57	MG	1B	227	1/1	0.97	0.05	41,41,41,41	0
57	MG	1A	3721	1/1	0.97	0.06	46,46,46,46	0
57	MG	1A	3722	1/1	0.97	0.06	43,43,43,43	0
57	MG	1A	4009	1/1	0.97	0.04	41,41,41,41	0
57	MG	1A	3562	1/1	0.97	0.15	38,38,38,38	0
57	MG	1A	3907	1/1	0.97	0.05	40,40,40,40	0
57	MG	1A	3319	1/1	0.97	0.13	32,32,32,32	0
57	MG	2A	3128	1/1	0.97	0.15	47,47,47,47	0
57	MG	2a	1724	1/1	0.97	0.14	47,47,47,47	0
57	MG	1A	3163	1/1	0.97	0.10	26,26,26,26	0
57	MG	15	101	1/1	0.97	0.07	37,37,37,37	0
57	MG	2A	3573	1/1	0.97	0.13	64,64,64,64	0
57	MG	1A	3726	1/1	0.97	0.06	48,48,48,48	0
57	MG	1A	3641	1/1	0.97	0.11	37,37,37,37	0
57	MG	2Q	202	1/1	0.97	0.23	50,50,50,50	0
57	MG	1A	3235	1/1	0.97	0.09	62,62,62,62	0
57	MG	1A	3198	1/1	0.97	0.08	40,40,40,40	0
57	MG	1D	303	1/1	0.97	0.11	49,49,49,49	0
57	MG	1A	3237	1/1	0.97	0.07	24,24,24,24	0
57	MG	1A	3434	1/1	0.97	0.16	26,26,26,26	0
57	MG	2A	3419	1/1	0.97	0.24	49,49,49,49	0
57	MG	1x	109	1/1	0.97	0.13	58,58,58,58	0
57	MG	17	102	1/1	0.97	0.12	28,28,28,28	0
57	MG	1A	3917	1/1	0.97	0.05	12,12,12,12	0
57	MG	1A	3072	1/1	0.97	0.21	30,30,30,30	0
57	MG	1A	3278	1/1	0.97	0.14	26,26,26,26	0
57	MG	1D	311	1/1	0.97	0.14	31,31,31,31	0
57	MG	2A	3003	1/1	0.97	0.30	52,52,52,52	0
57	MG	2A	3427	1/1	0.97	0.08	30,30,30,30	0
57	MG	1A	3239	1/1	0.97	0.13	34,34,34,34	0
57	MG	2A	3429	1/1	0.97	0.17	38,38,38,38	0
57	MG	20	101	1/1	0.97	0.05	57,57,57,57	0
57	MG	1A	3924	1/1	0.97	0.09	42,42,42,42	0
57	MG	2a	1749	1/1	0.97	0.18	68,68,68,68	0
57	MG	1A	3925	1/1	0.97	0.05	57,57,57,57	0

Continued on next page...

Continued from previous page...

Mol	Type	Chain	Res	Atoms	RSCC	RSR	B-factors(\AA^2)	Q<0.9
57	MG	1A	3280	1/1	0.97	0.39	39,39,39,39	0
57	MG	1E	303	1/1	0.97	0.07	28,28,28,28	0
57	MG	23	103	1/1	0.97	0.05	41,41,41,41	0
57	MG	1A	3240	1/1	0.97	0.06	30,30,30,30	0
57	MG	1A	3283	1/1	0.97	0.26	35,35,35,35	0
57	MG	2A	3012	1/1	0.97	0.08	47,47,47,47	0
57	MG	2A	3154	1/1	0.97	0.08	50,50,50,50	0
57	MG	2A	3762	1/1	0.97	0.06	57,57,57,57	0
57	MG	1E	307	1/1	0.97	0.09	23,23,23,23	0
57	MG	1A	3284	1/1	0.97	0.08	38,38,38,38	0
57	MG	1A	3740	1/1	0.97	0.06	25,25,25,25	0
57	MG	1A	3241	1/1	0.97	0.26	37,37,37,37	0
57	MG	1a	1608	1/1	0.97	0.06	74,74,74,74	0
57	MG	2A	3018	1/1	0.97	0.07	38,38,38,38	0
57	MG	1A	3032	1/1	0.97	0.16	24,24,24,24	0
57	MG	2A	3020	1/1	0.97	0.04	25,25,25,25	0
57	MG	1A	3933	1/1	0.97	0.04	45,45,45,45	0
57	MG	1A	3287	1/1	0.97	0.20	45,45,45,45	0
57	MG	1A	3658	1/1	0.97	0.09	24,24,24,24	0
57	MG	1A	3090	1/1	0.97	0.15	41,41,41,41	0
57	MG	1A	3142	1/1	0.97	0.07	33,33,33,33	0
57	MG	1A	3390	1/1	0.97	0.17	30,30,30,30	0
57	MG	2A	3778	1/1	0.97	0.07	61,61,61,61	0
57	MG	1A	4042	1/1	0.97	0.09	21,21,21,21	0
57	MG	1A	3169	1/1	0.97	0.25	42,42,42,42	0
57	MG	1A	3513	1/1	0.97	0.10	32,32,32,32	0
57	MG	1A	3008	1/1	0.97	0.15	22,22,22,22	0
57	MG	1A	3340	1/1	0.97	0.07	29,29,29,29	0
57	MG	1a	1621	1/1	0.97	0.07	47,47,47,47	0
57	MG	2A	3459	1/1	0.97	0.11	23,23,23,23	0
57	MG	1A	3292	1/1	0.97	0.17	31,31,31,31	0
57	MG	1A	3755	1/1	0.97	0.09	32,32,32,32	0
57	MG	1A	3075	1/1	0.97	0.10	31,31,31,31	0
57	MG	2A	3464	1/1	0.97	0.07	28,28,28,28	0
57	MG	1a	1748	1/1	0.97	0.12	36,36,36,36	0
57	MG	1A	3845	1/1	0.97	0.10	49,49,49,49	0
57	MG	1A	3668	1/1	0.97	0.05	19,19,19,19	0
57	MG	2A	3320	1/1	0.97	0.09	60,60,60,60	0
57	MG	2a	1623	1/1	0.97	0.10	59,59,59,59	0
57	MG	1A	3126	1/1	0.97	0.19	35,35,35,35	0
57	MG	1A	3047	1/1	0.97	0.04	34,34,34,34	0
57	MG	1A	3673	1/1	0.97	0.06	25,25,25,25	0

Continued on next page...

Continued from previous page...

Mol	Type	Chain	Res	Atoms	RSCC	RSR	B-factors(\AA^2)	Q<0.9
57	MG	1A	3346	1/1	0.97	0.11	39,39,39,39	0
57	MG	1A	3148	1/1	0.97	0.20	32,32,32,32	0
57	MG	2A	3474	1/1	0.97	0.06	58,58,58,58	0
57	MG	2a	1630	1/1	0.97	0.12	55,55,55,55	0
57	MG	2A	3804	1/1	0.97	0.05	48,48,48,48	0
57	MG	1A	3764	1/1	0.97	0.10	21,21,21,21	0
57	MG	1A	3596	1/1	0.97	0.12	50,50,50,50	0
57	MG	1A	3956	1/1	0.97	0.10	53,53,53,53	0
57	MG	1a	1761	1/1	0.97	0.09	66,66,66,66	0
57	MG	1N	203	1/1	0.97	0.08	35,35,35,35	0
57	MG	1A	3212	1/1	0.97	0.14	38,38,38,38	0
57	MG	1A	3094	1/1	0.97	0.15	22,22,22,22	0
57	MG	1A	3599	1/1	0.97	0.07	36,36,36,36	0
57	MG	1A	3403	1/1	0.97	0.23	40,40,40,40	0
57	MG	2A	3648	1/1	0.97	0.09	71,71,71,71	0
57	MG	1O	202	1/1	0.97	0.10	42,42,42,42	0
57	MG	1A	3770	1/1	0.97	0.08	41,41,41,41	0
59	ZN	2n	501	1/1	0.97	0.05	87,87,87,87	0
60	SF4	1d	302	8/8	0.97	0.06	68,73,83,92	0
60	SF4	2d	303	8/8	0.97	0.06	60,71,82,89	0
57	MG	1A	3670	1/1	0.98	0.03	27,27,27,27	0
57	MG	1A	3544	1/1	0.98	0.10	33,33,33,33	0
57	MG	1A	3672	1/1	0.98	0.05	24,24,24,24	0
57	MG	1A	3545	1/1	0.98	0.19	40,40,40,40	0
57	MG	1A	3608	1/1	0.98	0.07	56,56,56,56	0
57	MG	1A	3079	1/1	0.98	0.05	26,26,26,26	0
57	MG	1A	3610	1/1	0.98	0.07	20,20,20,20	0
57	MG	2E	304	1/1	0.98	0.13	30,30,30,30	0
57	MG	1A	3750	1/1	0.98	0.06	35,35,35,35	0
57	MG	1A	3147	1/1	0.98	0.15	31,31,31,31	0
57	MG	2A	3498	1/1	0.98	0.10	44,44,44,44	0
57	MG	1A	3282	1/1	0.98	0.19	32,32,32,32	0
57	MG	2A	3625	1/1	0.98	0.17	55,55,55,55	0
57	MG	1A	3906	1/1	0.98	0.10	43,43,43,43	0
57	MG	1a	1604	1/1	0.98	0.08	57,57,57,57	0
57	MG	1A	3679	1/1	0.98	0.11	24,24,24,24	0
57	MG	1A	3827	1/1	0.98	0.04	56,56,56,56	0
57	MG	1A	3174	1/1	0.98	0.07	34,34,34,34	0
57	MG	1A	3993	1/1	0.98	0.04	40,40,40,40	0
57	MG	1A	3322	1/1	0.98	0.12	42,42,42,42	0
57	MG	1A	3552	1/1	0.98	0.17	36,36,36,36	0
57	MG	1A	3023	1/1	0.98	0.06	16,16,16,16	0

Continued on next page...

Continued from previous page...

Mol	Type	Chain	Res	Atoms	RSCC	RSR	B-factors(\AA^2)	Q<0.9
57	MG	2A	3177	1/1	0.98	0.06	48,48,48,48	0
57	MG	1P	201	1/1	0.98	0.21	28,28,28,28	0
57	MG	1A	3913	1/1	0.98	0.11	43,43,43,43	0
57	MG	2O	202	1/1	0.98	0.10	43,43,43,43	0
57	MG	1a	1816	1/1	0.98	0.04	58,58,58,58	0
57	MG	2A	3768	1/1	0.98	0.07	41,41,41,41	0
57	MG	1A	3998	1/1	0.98	0.04	32,32,32,32	0
57	MG	1P	204	1/1	0.98	0.23	25,25,25,25	0
57	MG	1A	3500	1/1	0.98	0.20	32,32,32,32	0
57	MG	1A	3555	1/1	0.98	0.23	45,45,45,45	0
57	MG	1A	3760	1/1	0.98	0.05	31,31,31,31	0
57	MG	1Q	204	1/1	0.98	0.06	43,43,43,43	0
57	MG	1A	3452	1/1	0.98	0.08	38,38,38,38	0
57	MG	1A	4003	1/1	0.98	0.03	28,28,28,28	0
57	MG	1A	3687	1/1	0.98	0.03	20,20,20,20	0
57	MG	1A	3621	1/1	0.98	0.10	45,45,45,45	0
57	MG	2A	3523	1/1	0.98	0.09	29,29,29,29	0
57	MG	1A	4006	1/1	0.98	0.10	36,36,36,36	0
57	MG	1A	3921	1/1	0.98	0.05	30,30,30,30	0
57	MG	1A	3922	1/1	0.98	0.05	33,33,33,33	0
57	MG	2A	3783	1/1	0.98	0.06	50,50,50,50	0
57	MG	1A	3176	1/1	0.98	0.09	33,33,33,33	0
57	MG	1A	3454	1/1	0.98	0.15	38,38,38,38	0
57	MG	2A	3786	1/1	0.98	0.09	44,44,44,44	0
57	MG	1A	3409	1/1	0.98	0.16	45,45,45,45	0
57	MG	1A	4012	1/1	0.98	0.04	40,40,40,40	0
57	MG	2A	3789	1/1	0.98	0.03	36,36,36,36	0
57	MG	1B	216	1/1	0.98	0.12	48,48,48,48	0
57	MG	1A	3044	1/1	0.98	0.06	33,33,33,33	0
57	MG	1A	3213	1/1	0.98	0.18	33,33,33,33	0
57	MG	1U	202	1/1	0.98	0.21	25,25,25,25	0
57	MG	1w	401	1/1	0.98	0.05	38,38,38,38	0
57	MG	1A	3327	1/1	0.98	0.29	50,50,50,50	0
57	MG	2A	3538	1/1	0.98	0.07	38,38,38,38	0
57	MG	1A	3844	1/1	0.98	0.07	46,46,46,46	0
57	MG	1A	3565	1/1	0.98	0.15	34,34,34,34	0
57	MG	1A	3045	1/1	0.98	0.09	40,40,40,40	0
57	MG	27	101	1/1	0.98	0.17	35,35,35,35	0
57	MG	1A	3414	1/1	0.98	0.30	42,42,42,42	0
57	MG	1A	3179	1/1	0.98	0.12	19,19,19,19	0
57	MG	1A	3934	1/1	0.98	0.04	61,61,61,61	0
57	MG	1A	3180	1/1	0.98	0.06	32,32,32,32	0

Continued on next page...

Continued from previous page...

Mol	Type	Chain	Res	Atoms	RSCC	RSR	B-factors(\AA^2)	Q<0.9
57	MG	1A	3031	1/1	0.98	0.14	31,31,31,31	0
57	MG	1A	3571	1/1	0.98	0.08	33,33,33,33	0
57	MG	1A	3011	1/1	0.98	0.08	40,40,40,40	0
57	MG	1V	205	1/1	0.98	0.09	39,39,39,39	0
57	MG	2A	3105	1/1	0.98	0.07	49,49,49,49	0
57	MG	1A	3107	1/1	0.98	0.09	28,28,28,28	0
57	MG	1A	3048	1/1	0.98	0.10	30,30,30,30	0
57	MG	2A	3553	1/1	0.98	0.09	23,23,23,23	0
57	MG	2A	3108	1/1	0.98	0.17	40,40,40,40	0
57	MG	1A	3155	1/1	0.98	0.09	35,35,35,35	0
57	MG	2A	3556	1/1	0.98	0.10	59,59,59,59	0
57	MG	1A	3856	1/1	0.98	0.21	36,36,36,36	0
57	MG	1A	3468	1/1	0.98	0.08	44,44,44,44	0
57	MG	2A	3685	1/1	0.98	0.08	44,44,44,44	0
57	MG	2A	3559	1/1	0.98	0.06	34,34,34,34	0
57	MG	2A	3822	1/1	0.98	0.04	52,52,52,52	0
57	MG	1A	3707	1/1	0.98	0.05	21,21,21,21	0
57	MG	2A	3561	1/1	0.98	0.08	53,53,53,53	0
57	MG	2A	3825	1/1	0.98	0.04	48,48,48,48	0
57	MG	1A	3033	1/1	0.98	0.27	33,33,33,33	0
57	MG	1A	3223	1/1	0.98	0.16	30,30,30,30	0
57	MG	2A	3691	1/1	0.98	0.08	34,34,34,34	0
57	MG	2A	3564	1/1	0.98	0.07	30,30,30,30	0
57	MG	2a	1622	1/1	0.98	0.04	56,56,56,56	0
57	MG	2A	3565	1/1	0.98	0.04	31,31,31,31	0
57	MG	2A	3831	1/1	0.98	0.08	28,28,28,28	0
57	MG	2A	3008	1/1	0.98	0.04	35,35,35,35	0
57	MG	1a	1754	1/1	0.98	0.10	58,58,58,58	0
57	MG	2A	3117	1/1	0.98	0.08	29,29,29,29	0
57	MG	2A	3447	1/1	0.98	0.12	23,23,23,23	0
57	MG	1A	3017	1/1	0.98	0.07	57,57,57,57	0
57	MG	1a	1756	1/1	0.98	0.06	37,37,37,37	0
57	MG	1A	3158	1/1	0.98	0.21	39,39,39,39	0
57	MG	1D	305	1/1	0.98	0.07	16,16,16,16	0
57	MG	1A	3712	1/1	0.98	0.08	52,52,52,52	0
57	MG	1D	307	1/1	0.98	0.11	36,36,36,36	0
57	MG	1A	3018	1/1	0.98	0.05	16,16,16,16	0
57	MG	1A	3003	1/1	0.98	0.04	25,25,25,25	0
57	MG	2A	3844	1/1	0.98	0.03	49,49,49,49	0
57	MG	1A	3790	1/1	0.98	0.04	43,43,43,43	0
57	MG	1A	3191	1/1	0.98	0.14	27,27,27,27	0
57	MG	1A	3192	1/1	0.98	0.19	31,31,31,31	0

Continued on next page...

Continued from previous page...

Mol	Type	Chain	Res	Atoms	RSCC	RSR	B-factors(\AA^2)	Q<0.9
57	MG	1A	3039	1/1	0.98	0.14	34,34,34,34	0
57	MG	1A	3586	1/1	0.98	0.07	22,22,22,22	0
57	MG	2A	3583	1/1	0.98	0.05	53,53,53,53	0
57	MG	1A	3650	1/1	0.98	0.07	36,36,36,36	0
57	MG	2A	3462	1/1	0.98	0.17	49,49,49,49	0
57	MG	1A	3070	1/1	0.98	0.10	22,22,22,22	0
57	MG	1A	3013	1/1	0.98	0.09	29,29,29,29	0
57	MG	2A	3026	1/1	0.98	0.07	40,40,40,40	0
57	MG	1A	3164	1/1	0.98	0.16	29,29,29,29	0
57	MG	1A	3654	1/1	0.98	0.08	29,29,29,29	0
57	MG	1A	3482	1/1	0.98	0.19	36,36,36,36	0
57	MG	1A	3005	1/1	0.98	0.06	40,40,40,40	0
57	MG	1A	3056	1/1	0.98	0.13	32,32,32,32	0
57	MG	1A	3119	1/1	0.98	0.10	35,35,35,35	0
57	MG	1A	3273	1/1	0.98	0.09	38,38,38,38	0
57	MG	1A	4056	1/1	0.98	0.08	23,23,23,23	0
57	MG	12	102	1/1	0.98	0.13	41,41,41,41	0
57	MG	1A	3042	1/1	0.98	0.10	28,28,28,28	0
57	MG	1A	3202	1/1	0.98	0.07	40,40,40,40	0
57	MG	2A	3365	1/1	0.98	0.05	41,41,41,41	0
57	MG	1A	3885	1/1	0.98	0.09	33,33,33,33	0
57	MG	1A	3076	1/1	0.98	0.07	23,23,23,23	0
57	MG	1A	3058	1/1	0.98	0.06	33,33,33,33	0
57	MG	2A	3604	1/1	0.98	0.08	36,36,36,36	0
57	MG	1A	3399	1/1	0.98	0.31	56,56,56,56	0
57	MG	1F	306	1/1	0.98	0.12	30,30,30,30	0
57	MG	1A	3540	1/1	0.98	0.07	28,28,28,28	0
57	MG	1A	3078	1/1	0.98	0.06	30,30,30,30	0
57	MG	1A	3542	1/1	0.98	0.15	30,30,30,30	0
57	MG	2D	302	1/1	0.98	0.21	39,39,39,39	0
59	ZN	26	102	1/1	0.98	0.03	53,53,53,53	0
57	MG	1A	3206	1/1	0.98	0.09	36,36,36,36	0
57	MG	1A	3977	1/1	0.98	0.07	27,27,27,27	0
57	MG	1A	3605	1/1	0.98	0.07	41,41,41,41	0
57	MG	2A	3678	1/1	0.99	0.05	29,29,29,29	0
57	MG	1A	3085	1/1	0.99	0.10	24,24,24,24	0
57	MG	1A	3037	1/1	0.99	0.04	20,20,20,20	0
57	MG	1A	3746	1/1	0.99	0.08	40,40,40,40	0
57	MG	1A	3791	1/1	0.99	0.03	20,20,20,20	0
57	MG	1A	3110	1/1	0.99	0.20	30,30,30,30	0
57	MG	1E	304	1/1	0.99	0.17	31,31,31,31	0
57	MG	2A	3145	1/1	0.99	0.10	29,29,29,29	0

Continued on next page...

Continued from previous page...

Mol	Type	Chain	Res	Atoms	RSCC	RSR	B-factors(\AA^2)	Q<0.9
57	MG	1A	3201	1/1	0.99	0.09	21,21,21,21	0
57	MG	1A	3611	1/1	0.99	0.05	52,52,52,52	0
57	MG	1B	224	1/1	0.99	0.04	43,43,43,43	0
57	MG	1A	3559	1/1	0.99	0.20	29,29,29,29	0
57	MG	1A	3890	1/1	0.99	0.05	41,41,41,41	0
57	MG	1A	3375	1/1	0.99	0.09	25,25,25,25	0
57	MG	1A	3021	1/1	0.99	0.04	22,22,22,22	0
57	MG	2A	3606	1/1	0.99	0.04	42,42,42,42	0
57	MG	1A	4029	1/1	0.99	0.04	49,49,49,49	0
57	MG	13	101	1/1	0.99	0.11	28,28,28,28	0
57	MG	2A	3524	1/1	0.99	0.08	29,29,29,29	0
57	MG	1V	203	1/1	0.99	0.16	28,28,28,28	0
57	MG	1a	1807	1/1	0.99	0.04	48,48,48,48	0
57	MG	1A	3920	1/1	0.99	0.08	26,26,26,26	0
57	MG	2A	3744	1/1	0.99	0.06	50,50,50,50	0
57	MG	1A	3867	1/1	0.99	0.09	30,30,30,30	0
57	MG	1x	111	1/1	0.99	0.05	49,49,49,49	0
57	MG	1E	315	1/1	0.99	0.06	40,40,40,40	0
57	MG	1A	3731	1/1	0.99	0.03	13,13,13,13	0
57	MG	1A	3010	1/1	0.99	0.08	35,35,35,35	0
57	MG	1A	3870	1/1	0.99	0.09	48,48,48,48	0
57	MG	15	105	1/1	0.99	0.17	28,28,28,28	0
57	MG	1A	3563	1/1	0.99	0.15	32,32,32,32	0
57	MG	15	107	1/1	0.99	0.05	40,40,40,40	0
57	MG	1A	3014	1/1	0.99	0.05	28,28,28,28	0
57	MG	1A	3345	1/1	0.99	0.18	33,33,33,33	0
57	MG	2A	3802	1/1	0.99	0.04	35,35,35,35	0
57	MG	1A	3071	1/1	0.99	0.04	15,15,15,15	0
57	MG	1A	4067	1/1	0.99	0.09	29,29,29,29	0
57	MG	1A	3601	1/1	0.99	0.11	34,34,34,34	0
57	MG	2A	3806	1/1	0.99	0.03	40,40,40,40	0
57	MG	1A	3716	1/1	0.99	0.07	26,26,26,26	0
57	MG	2A	3760	1/1	0.99	0.03	49,49,49,49	0
57	MG	1R	202	1/1	0.99	0.20	35,35,35,35	0
59	ZN	1Y	205	1/1	0.99	0.03	60,60,60,60	0
57	MG	1A	3036	1/1	0.99	0.12	28,28,28,28	0
59	ZN	15	109	1/1	0.99	0.03	44,44,44,44	0
59	ZN	16	102	1/1	0.99	0.05	44,44,44,44	0
59	ZN	19	102	1/1	0.99	0.06	44,44,44,44	0
57	MG	1A	3447	1/1	0.99	0.15	47,47,47,47	0
59	ZN	2Y	501	1/1	0.99	0.03	82,82,82,82	0
57	MG	1A	4072	1/1	0.99	0.07	37,37,37,37	0

Continued on next page...

Continued from previous page...

Mol	Type	Chain	Res	Atoms	RSCC	RSR	B-factors(\AA^2)	Q<0.9
59	ZN	25	108	1/1	0.99	0.02	56,56,56,56	0
57	MG	1A	3476	1/1	0.99	0.18	33,33,33,33	0
59	ZN	29	102	1/1	0.99	0.05	65,65,65,65	0
57	MG	2A	3814	1/1	0.99	0.03	25,25,25,25	0
57	MG	1A	3382	1/1	0.99	0.31	27,27,27,27	0
57	MG	1A	3099	1/1	0.99	0.08	19,19,19,19	0
57	MG	1A	4028	1/1	1.00	0.05	24,24,24,24	0
57	MG	1A	3896	1/1	1.00	0.04	27,27,27,27	0
57	MG	1A	3717	1/1	1.00	0.07	20,20,20,20	0
57	MG	1a	1814	1/1	1.00	0.08	53,53,53,53	0

6.5 Other polymers [i](#)

There are no such residues in this entry.