



wwPDB X-ray Structure Validation Summary Report ⓘ

Jan 29, 2025 – 06:17 pm GMT

PDB ID : 5NYW
Title : Anbu (ancestral beta-subunit) from Yersinia bercovieri
Authors : Piasecka, A.; Czapinska, H.; Vielberg, M.; Szczepanowski, R.H.; Reed, S.; Groll, M.; Bochtler, M.
Deposited on : 2017-05-12
Resolution : 2.50 Å(reported)

This is a wwPDB X-ray Structure Validation Summary Report for a publicly released PDB entry.

We welcome your comments at validation@mail.wwpdb.org

A user guide is available at

<https://www.wwpdb.org/validation/2017/XrayValidationReportHelp>

with specific help available everywhere you see the ⓘ symbol.

The types of validation reports are described at

<http://www.wwpdb.org/validation/2017/FAQs#types>.

The following versions of software and data (see [references ⓘ](#)) were used in the production of this report:

MolProbity	:	4.02b-467
Mogul	:	1.8.4, CSD as541be (2020)
Xtriage (Phenix)	:	1.13
EDS	:	FAILED
Percentile statistics	:	20231227.v01 (using entries in the PDB archive December 27th 2023)
Ideal geometry (proteins)	:	Engh & Huber (2001)
Ideal geometry (DNA, RNA)	:	Parkinson et al. (1996)
Validation Pipeline (wwPDB-VP)	:	2.40

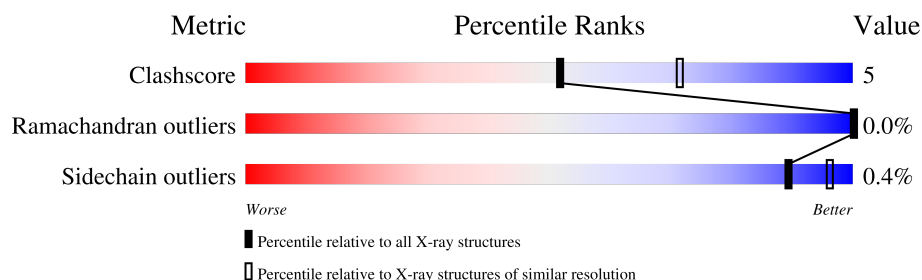
1 Overall quality at a glance

The following experimental techniques were used to determine the structure:

X-RAY DIFFRACTION

The reported resolution of this entry is 2.50 Å.

Percentile scores (ranging between 0-100) for global validation metrics of the entry are shown in the following graphic. The table shows the number of entries on which the scores are based.



Metric	Whole archive (#Entries)	Similar resolution (#Entries, resolution range(Å))
Clashscore	180529	6282 (2.50-2.50)
Ramachandran outliers	177936	6191 (2.50-2.50)
Sidechain outliers	177891	6193 (2.50-2.50)

The table below summarises the geometric issues observed across the polymeric chains and their fit to the electron density. The red, orange, yellow and green segments of the lower bar indicate the fraction of residues that contain outliers for ≥ 3 , 2, 1 and 0 types of geometric quality criteria respectively. A grey segment represents the fraction of residues that are not modelled. The numeric value for each fraction is indicated below the corresponding segment, with a dot representing fractions $\leq 5\%$. The upper red bar (where present) indicates the fraction of residues that have poor fit to the electron density. The numeric value is given above the bar.

Note EDS failed to run properly.

Mol	Chain	Length	Quality of chain
1	1	251	
1	2	251	
1	A	251	
1	B	251	
1	C	251	
1	D	251	
1	E	251	

Continued on next page...

Continued from previous page...

Mol	Chain	Length	Quality of chain
1	F	251	
1	G	251	
1	H	251	
1	I	251	
1	J	251	
1	K	251	
1	L	251	
1	M	251	
1	N	251	
1	O	251	
1	P	251	
1	Q	251	
1	R	251	
1	S	251	
1	T	251	
1	U	251	
1	V	251	
1	W	251	
1	X	251	
1	Y	251	
1	Z	251	

The following table lists non-polymeric compounds, carbohydrate monomers and non-standard residues in protein, DNA, RNA chains that are outliers for geometric or electron-density-fit criteria:

Mol	Type	Chain	Res	Chirality	Geometry	Clashes	Electron density
2	SO4	2	301	-	-	X	-
2	SO4	X	302	-	-	X	-

Continued on next page...

Continued from previous page...

Mol	Type	Chain	Res	Chirality	Geometry	Clashes	Electron density
3	EDO	F	301	-	-	X	-
4	CL	T	301	-	-	X	-

2 Entry composition [i](#)

There are 8 unique types of molecules in this entry. The entry contains 52945 atoms, of which 0 are hydrogens and 0 are deuteriums.

In the tables below, the ZeroOcc column contains the number of atoms modelled with zero occupancy, the AltConf column contains the number of residues with at least one atom in alternate conformation and the Trace column contains the number of residues modelled with at most 2 atoms.

- Molecule 1 is a protein called Peptidase.

Mol	Chain	Residues	Atoms					ZeroOcc	AltConf	Trace
1	A	225	Total	C	N	O	S	0	2	0
			1781	1125	304	339	13			
1	B	233	Total	C	N	O	S	0	0	0
			1821	1150	311	348	12			
1	C	236	Total	C	N	O	S	0	0	0
			1836	1158	314	352	12			
1	D	234	Total	C	N	O	S	0	0	0
			1828	1154	312	350	12			
1	E	233	Total	C	N	O	S	0	0	0
			1824	1152	311	349	12			
1	F	234	Total	C	N	O	S	0	0	0
			1828	1154	312	350	12			
1	G	234	Total	C	N	O	S	0	0	0
			1828	1154	312	350	12			
1	H	234	Total	C	N	O	S	0	0	0
			1828	1154	312	350	12			
1	I	233	Total	C	N	O	S	0	0	0
			1821	1150	311	348	12			
1	J	235	Total	C	N	O	S	0	0	0
			1832	1156	313	351	12			
1	K	233	Total	C	N	O	S	0	0	0
			1824	1152	311	349	12			
1	L	237	Total	C	N	O	S	0	0	0
			1847	1164	318	353	12			
1	M	233	Total	C	N	O	S	0	0	0
			1821	1150	311	348	12			
1	N	226	Total	C	N	O	S	0	0	0
			1774	1122	302	338	12			
1	O	225	Total	C	N	O	S	0	0	0
			1764	1117	300	335	12			
1	P	234	Total	C	N	O	S	0	1	0
			1839	1160	316	351	12			

Continued on next page...

Continued from previous page...

Mol	Chain	Residues	Atoms					ZeroOcc	AltConf	Trace
1	Q	237	Total	C	N	O	S	0	0	0
			1853	1168	320	353	12			
1	R	236	Total	C	N	O	S	0	1	0
			1854	1168	321	353	12			
1	S	235	Total	C	N	O	S	0	0	0
			1832	1156	313	351	12			
1	T	235	Total	C	N	O	S	0	0	0
			1832	1156	313	351	12			
1	U	235	Total	C	N	O	S	0	0	0
			1832	1156	313	351	12			
1	V	234	Total	C	N	O	S	0	0	0
			1828	1154	312	350	12			
1	W	233	Total	C	N	O	S	0	0	0
			1824	1152	311	349	12			
1	X	236	Total	C	N	O	S	0	0	0
			1836	1158	314	352	12			
1	Y	233	Total	C	N	O	S	0	1	0
			1830	1155	313	350	12			
1	Z	236	Total	C	N	O	S	0	0	0
			1836	1158	314	352	12			
1	1	234	Total	C	N	O	S	0	0	0
			1825	1152	312	349	12			
1	2	220	Total	C	N	O	S	0	0	0
			1730	1095	295	328	12			

There are 308 discrepancies between the modelled and reference sequences:

Chain	Residue	Modelled	Actual	Comment	Reference
A	13	ALA	VAL	conflict	UNP A0A2G4U6U6
A	106	HIS	GLY	conflict	UNP A0A2G4U6U6
A	112	CYS	GLY	conflict	UNP A0A2G4U6U6
A	244	LEU	-	expression tag	UNP A0A2G4U6U6
A	245	GLU	-	expression tag	UNP A0A2G4U6U6
A	246	HIS	-	expression tag	UNP A0A2G4U6U6
A	247	HIS	-	expression tag	UNP A0A2G4U6U6
A	248	HIS	-	expression tag	UNP A0A2G4U6U6
A	249	HIS	-	expression tag	UNP A0A2G4U6U6
A	250	HIS	-	expression tag	UNP A0A2G4U6U6
A	251	HIS	-	expression tag	UNP A0A2G4U6U6
B	13	ALA	VAL	conflict	UNP A0A2G4U6U6
B	106	HIS	GLY	conflict	UNP A0A2G4U6U6
B	112	CYS	GLY	conflict	UNP A0A2G4U6U6
B	244	LEU	-	expression tag	UNP A0A2G4U6U6

Continued on next page...

Continued from previous page...

Chain	Residue	Modelled	Actual	Comment	Reference
B	245	GLU	-	expression tag	UNP A0A2G4U6U6
B	246	HIS	-	expression tag	UNP A0A2G4U6U6
B	247	HIS	-	expression tag	UNP A0A2G4U6U6
B	248	HIS	-	expression tag	UNP A0A2G4U6U6
B	249	HIS	-	expression tag	UNP A0A2G4U6U6
B	250	HIS	-	expression tag	UNP A0A2G4U6U6
B	251	HIS	-	expression tag	UNP A0A2G4U6U6
C	13	ALA	VAL	conflict	UNP A0A2G4U6U6
C	106	HIS	GLY	conflict	UNP A0A2G4U6U6
C	112	CYS	GLY	conflict	UNP A0A2G4U6U6
C	244	LEU	-	expression tag	UNP A0A2G4U6U6
C	245	GLU	-	expression tag	UNP A0A2G4U6U6
C	246	HIS	-	expression tag	UNP A0A2G4U6U6
C	247	HIS	-	expression tag	UNP A0A2G4U6U6
C	248	HIS	-	expression tag	UNP A0A2G4U6U6
C	249	HIS	-	expression tag	UNP A0A2G4U6U6
C	250	HIS	-	expression tag	UNP A0A2G4U6U6
C	251	HIS	-	expression tag	UNP A0A2G4U6U6
D	13	ALA	VAL	conflict	UNP A0A2G4U6U6
D	106	HIS	GLY	conflict	UNP A0A2G4U6U6
D	112	CYS	GLY	conflict	UNP A0A2G4U6U6
D	244	LEU	-	expression tag	UNP A0A2G4U6U6
D	245	GLU	-	expression tag	UNP A0A2G4U6U6
D	246	HIS	-	expression tag	UNP A0A2G4U6U6
D	247	HIS	-	expression tag	UNP A0A2G4U6U6
D	248	HIS	-	expression tag	UNP A0A2G4U6U6
D	249	HIS	-	expression tag	UNP A0A2G4U6U6
D	250	HIS	-	expression tag	UNP A0A2G4U6U6
D	251	HIS	-	expression tag	UNP A0A2G4U6U6
E	13	ALA	VAL	conflict	UNP A0A2G4U6U6
E	106	HIS	GLY	conflict	UNP A0A2G4U6U6
E	112	CYS	GLY	conflict	UNP A0A2G4U6U6
E	244	LEU	-	expression tag	UNP A0A2G4U6U6
E	245	GLU	-	expression tag	UNP A0A2G4U6U6
E	246	HIS	-	expression tag	UNP A0A2G4U6U6
E	247	HIS	-	expression tag	UNP A0A2G4U6U6
E	248	HIS	-	expression tag	UNP A0A2G4U6U6
E	249	HIS	-	expression tag	UNP A0A2G4U6U6
E	250	HIS	-	expression tag	UNP A0A2G4U6U6
E	251	HIS	-	expression tag	UNP A0A2G4U6U6
F	13	ALA	VAL	conflict	UNP A0A2G4U6U6
F	106	HIS	GLY	conflict	UNP A0A2G4U6U6

Continued on next page...

Continued from previous page...

Chain	Residue	Modelled	Actual	Comment	Reference
F	112	CYS	GLY	conflict	UNP A0A2G4U6U6
F	244	LEU	-	expression tag	UNP A0A2G4U6U6
F	245	GLU	-	expression tag	UNP A0A2G4U6U6
F	246	HIS	-	expression tag	UNP A0A2G4U6U6
F	247	HIS	-	expression tag	UNP A0A2G4U6U6
F	248	HIS	-	expression tag	UNP A0A2G4U6U6
F	249	HIS	-	expression tag	UNP A0A2G4U6U6
F	250	HIS	-	expression tag	UNP A0A2G4U6U6
F	251	HIS	-	expression tag	UNP A0A2G4U6U6
G	13	ALA	VAL	conflict	UNP A0A2G4U6U6
G	106	HIS	GLY	conflict	UNP A0A2G4U6U6
G	112	CYS	GLY	conflict	UNP A0A2G4U6U6
G	244	LEU	-	expression tag	UNP A0A2G4U6U6
G	245	GLU	-	expression tag	UNP A0A2G4U6U6
G	246	HIS	-	expression tag	UNP A0A2G4U6U6
G	247	HIS	-	expression tag	UNP A0A2G4U6U6
G	248	HIS	-	expression tag	UNP A0A2G4U6U6
G	249	HIS	-	expression tag	UNP A0A2G4U6U6
G	250	HIS	-	expression tag	UNP A0A2G4U6U6
G	251	HIS	-	expression tag	UNP A0A2G4U6U6
H	13	ALA	VAL	conflict	UNP A0A2G4U6U6
H	106	HIS	GLY	conflict	UNP A0A2G4U6U6
H	112	CYS	GLY	conflict	UNP A0A2G4U6U6
H	244	LEU	-	expression tag	UNP A0A2G4U6U6
H	245	GLU	-	expression tag	UNP A0A2G4U6U6
H	246	HIS	-	expression tag	UNP A0A2G4U6U6
H	247	HIS	-	expression tag	UNP A0A2G4U6U6
H	248	HIS	-	expression tag	UNP A0A2G4U6U6
H	249	HIS	-	expression tag	UNP A0A2G4U6U6
H	250	HIS	-	expression tag	UNP A0A2G4U6U6
H	251	HIS	-	expression tag	UNP A0A2G4U6U6
I	13	ALA	VAL	conflict	UNP A0A2G4U6U6
I	106	HIS	GLY	conflict	UNP A0A2G4U6U6
I	112	CYS	GLY	conflict	UNP A0A2G4U6U6
I	244	LEU	-	expression tag	UNP A0A2G4U6U6
I	245	GLU	-	expression tag	UNP A0A2G4U6U6
I	246	HIS	-	expression tag	UNP A0A2G4U6U6
I	247	HIS	-	expression tag	UNP A0A2G4U6U6
I	248	HIS	-	expression tag	UNP A0A2G4U6U6
I	249	HIS	-	expression tag	UNP A0A2G4U6U6
I	250	HIS	-	expression tag	UNP A0A2G4U6U6
I	251	HIS	-	expression tag	UNP A0A2G4U6U6

Continued on next page...

Continued from previous page...

Chain	Residue	Modelled	Actual	Comment	Reference
J	13	ALA	VAL	conflict	UNP A0A2G4U6U6
J	106	HIS	GLY	conflict	UNP A0A2G4U6U6
J	112	CYS	GLY	conflict	UNP A0A2G4U6U6
J	244	LEU	-	expression tag	UNP A0A2G4U6U6
J	245	GLU	-	expression tag	UNP A0A2G4U6U6
J	246	HIS	-	expression tag	UNP A0A2G4U6U6
J	247	HIS	-	expression tag	UNP A0A2G4U6U6
J	248	HIS	-	expression tag	UNP A0A2G4U6U6
J	249	HIS	-	expression tag	UNP A0A2G4U6U6
J	250	HIS	-	expression tag	UNP A0A2G4U6U6
J	251	HIS	-	expression tag	UNP A0A2G4U6U6
K	13	ALA	VAL	conflict	UNP A0A2G4U6U6
K	106	HIS	GLY	conflict	UNP A0A2G4U6U6
K	112	CYS	GLY	conflict	UNP A0A2G4U6U6
K	244	LEU	-	expression tag	UNP A0A2G4U6U6
K	245	GLU	-	expression tag	UNP A0A2G4U6U6
K	246	HIS	-	expression tag	UNP A0A2G4U6U6
K	247	HIS	-	expression tag	UNP A0A2G4U6U6
K	248	HIS	-	expression tag	UNP A0A2G4U6U6
K	249	HIS	-	expression tag	UNP A0A2G4U6U6
K	250	HIS	-	expression tag	UNP A0A2G4U6U6
K	251	HIS	-	expression tag	UNP A0A2G4U6U6
L	13	ALA	VAL	conflict	UNP A0A2G4U6U6
L	106	HIS	GLY	conflict	UNP A0A2G4U6U6
L	112	CYS	GLY	conflict	UNP A0A2G4U6U6
L	244	LEU	-	expression tag	UNP A0A2G4U6U6
L	245	GLU	-	expression tag	UNP A0A2G4U6U6
L	246	HIS	-	expression tag	UNP A0A2G4U6U6
L	247	HIS	-	expression tag	UNP A0A2G4U6U6
L	248	HIS	-	expression tag	UNP A0A2G4U6U6
L	249	HIS	-	expression tag	UNP A0A2G4U6U6
L	250	HIS	-	expression tag	UNP A0A2G4U6U6
L	251	HIS	-	expression tag	UNP A0A2G4U6U6
M	13	ALA	VAL	conflict	UNP A0A2G4U6U6
M	106	HIS	GLY	conflict	UNP A0A2G4U6U6
M	112	CYS	GLY	conflict	UNP A0A2G4U6U6
M	244	LEU	-	expression tag	UNP A0A2G4U6U6
M	245	GLU	-	expression tag	UNP A0A2G4U6U6
M	246	HIS	-	expression tag	UNP A0A2G4U6U6
M	247	HIS	-	expression tag	UNP A0A2G4U6U6
M	248	HIS	-	expression tag	UNP A0A2G4U6U6
M	249	HIS	-	expression tag	UNP A0A2G4U6U6

Continued on next page...

Continued from previous page...

Chain	Residue	Modelled	Actual	Comment	Reference
M	250	HIS	-	expression tag	UNP A0A2G4U6U6
M	251	HIS	-	expression tag	UNP A0A2G4U6U6
N	13	ALA	VAL	conflict	UNP A0A2G4U6U6
N	106	HIS	GLY	conflict	UNP A0A2G4U6U6
N	112	CYS	GLY	conflict	UNP A0A2G4U6U6
N	244	LEU	-	expression tag	UNP A0A2G4U6U6
N	245	GLU	-	expression tag	UNP A0A2G4U6U6
N	246	HIS	-	expression tag	UNP A0A2G4U6U6
N	247	HIS	-	expression tag	UNP A0A2G4U6U6
N	248	HIS	-	expression tag	UNP A0A2G4U6U6
N	249	HIS	-	expression tag	UNP A0A2G4U6U6
N	250	HIS	-	expression tag	UNP A0A2G4U6U6
N	251	HIS	-	expression tag	UNP A0A2G4U6U6
O	13	ALA	VAL	conflict	UNP A0A2G4U6U6
O	106	HIS	GLY	conflict	UNP A0A2G4U6U6
O	112	CYS	GLY	conflict	UNP A0A2G4U6U6
O	244	LEU	-	expression tag	UNP A0A2G4U6U6
O	245	GLU	-	expression tag	UNP A0A2G4U6U6
O	246	HIS	-	expression tag	UNP A0A2G4U6U6
O	247	HIS	-	expression tag	UNP A0A2G4U6U6
O	248	HIS	-	expression tag	UNP A0A2G4U6U6
O	249	HIS	-	expression tag	UNP A0A2G4U6U6
O	250	HIS	-	expression tag	UNP A0A2G4U6U6
O	251	HIS	-	expression tag	UNP A0A2G4U6U6
P	13	ALA	VAL	conflict	UNP A0A2G4U6U6
P	106	HIS	GLY	conflict	UNP A0A2G4U6U6
P	112	CYS	GLY	conflict	UNP A0A2G4U6U6
P	244	LEU	-	expression tag	UNP A0A2G4U6U6
P	245	GLU	-	expression tag	UNP A0A2G4U6U6
P	246	HIS	-	expression tag	UNP A0A2G4U6U6
P	247	HIS	-	expression tag	UNP A0A2G4U6U6
P	248	HIS	-	expression tag	UNP A0A2G4U6U6
P	249	HIS	-	expression tag	UNP A0A2G4U6U6
P	250	HIS	-	expression tag	UNP A0A2G4U6U6
P	251	HIS	-	expression tag	UNP A0A2G4U6U6
Q	13	ALA	VAL	conflict	UNP A0A2G4U6U6
Q	106	HIS	GLY	conflict	UNP A0A2G4U6U6
Q	112	CYS	GLY	conflict	UNP A0A2G4U6U6
Q	244	LEU	-	expression tag	UNP A0A2G4U6U6
Q	245	GLU	-	expression tag	UNP A0A2G4U6U6
Q	246	HIS	-	expression tag	UNP A0A2G4U6U6
Q	247	HIS	-	expression tag	UNP A0A2G4U6U6

Continued on next page...

Continued from previous page...

Chain	Residue	Modelled	Actual	Comment	Reference
Q	248	HIS	-	expression tag	UNP A0A2G4U6U6
Q	249	HIS	-	expression tag	UNP A0A2G4U6U6
Q	250	HIS	-	expression tag	UNP A0A2G4U6U6
Q	251	HIS	-	expression tag	UNP A0A2G4U6U6
R	13	ALA	VAL	conflict	UNP A0A2G4U6U6
R	106	HIS	GLY	conflict	UNP A0A2G4U6U6
R	112	CYS	GLY	conflict	UNP A0A2G4U6U6
R	244	LEU	-	expression tag	UNP A0A2G4U6U6
R	245	GLU	-	expression tag	UNP A0A2G4U6U6
R	246	HIS	-	expression tag	UNP A0A2G4U6U6
R	247	HIS	-	expression tag	UNP A0A2G4U6U6
R	248	HIS	-	expression tag	UNP A0A2G4U6U6
R	249	HIS	-	expression tag	UNP A0A2G4U6U6
R	250	HIS	-	expression tag	UNP A0A2G4U6U6
R	251	HIS	-	expression tag	UNP A0A2G4U6U6
S	13	ALA	VAL	conflict	UNP A0A2G4U6U6
S	106	HIS	GLY	conflict	UNP A0A2G4U6U6
S	112	CYS	GLY	conflict	UNP A0A2G4U6U6
S	244	LEU	-	expression tag	UNP A0A2G4U6U6
S	245	GLU	-	expression tag	UNP A0A2G4U6U6
S	246	HIS	-	expression tag	UNP A0A2G4U6U6
S	247	HIS	-	expression tag	UNP A0A2G4U6U6
S	248	HIS	-	expression tag	UNP A0A2G4U6U6
S	249	HIS	-	expression tag	UNP A0A2G4U6U6
S	250	HIS	-	expression tag	UNP A0A2G4U6U6
S	251	HIS	-	expression tag	UNP A0A2G4U6U6
T	13	ALA	VAL	conflict	UNP A0A2G4U6U6
T	106	HIS	GLY	conflict	UNP A0A2G4U6U6
T	112	CYS	GLY	conflict	UNP A0A2G4U6U6
T	244	LEU	-	expression tag	UNP A0A2G4U6U6
T	245	GLU	-	expression tag	UNP A0A2G4U6U6
T	246	HIS	-	expression tag	UNP A0A2G4U6U6
T	247	HIS	-	expression tag	UNP A0A2G4U6U6
T	248	HIS	-	expression tag	UNP A0A2G4U6U6
T	249	HIS	-	expression tag	UNP A0A2G4U6U6
T	250	HIS	-	expression tag	UNP A0A2G4U6U6
T	251	HIS	-	expression tag	UNP A0A2G4U6U6
U	13	ALA	VAL	conflict	UNP A0A2G4U6U6
U	106	HIS	GLY	conflict	UNP A0A2G4U6U6
U	112	CYS	GLY	conflict	UNP A0A2G4U6U6
U	244	LEU	-	expression tag	UNP A0A2G4U6U6
U	245	GLU	-	expression tag	UNP A0A2G4U6U6

Continued on next page...

Continued from previous page...

Chain	Residue	Modelled	Actual	Comment	Reference
U	246	HIS	-	expression tag	UNP A0A2G4U6U6
U	247	HIS	-	expression tag	UNP A0A2G4U6U6
U	248	HIS	-	expression tag	UNP A0A2G4U6U6
U	249	HIS	-	expression tag	UNP A0A2G4U6U6
U	250	HIS	-	expression tag	UNP A0A2G4U6U6
U	251	HIS	-	expression tag	UNP A0A2G4U6U6
V	13	ALA	VAL	conflict	UNP A0A2G4U6U6
V	106	HIS	GLY	conflict	UNP A0A2G4U6U6
V	112	CYS	GLY	conflict	UNP A0A2G4U6U6
V	244	LEU	-	expression tag	UNP A0A2G4U6U6
V	245	GLU	-	expression tag	UNP A0A2G4U6U6
V	246	HIS	-	expression tag	UNP A0A2G4U6U6
V	247	HIS	-	expression tag	UNP A0A2G4U6U6
V	248	HIS	-	expression tag	UNP A0A2G4U6U6
V	249	HIS	-	expression tag	UNP A0A2G4U6U6
V	250	HIS	-	expression tag	UNP A0A2G4U6U6
V	251	HIS	-	expression tag	UNP A0A2G4U6U6
W	13	ALA	VAL	conflict	UNP A0A2G4U6U6
W	106	HIS	GLY	conflict	UNP A0A2G4U6U6
W	112	CYS	GLY	conflict	UNP A0A2G4U6U6
W	244	LEU	-	expression tag	UNP A0A2G4U6U6
W	245	GLU	-	expression tag	UNP A0A2G4U6U6
W	246	HIS	-	expression tag	UNP A0A2G4U6U6
W	247	HIS	-	expression tag	UNP A0A2G4U6U6
W	248	HIS	-	expression tag	UNP A0A2G4U6U6
W	249	HIS	-	expression tag	UNP A0A2G4U6U6
W	250	HIS	-	expression tag	UNP A0A2G4U6U6
W	251	HIS	-	expression tag	UNP A0A2G4U6U6
X	13	ALA	VAL	conflict	UNP A0A2G4U6U6
X	106	HIS	GLY	conflict	UNP A0A2G4U6U6
X	112	CYS	GLY	conflict	UNP A0A2G4U6U6
X	244	LEU	-	expression tag	UNP A0A2G4U6U6
X	245	GLU	-	expression tag	UNP A0A2G4U6U6
X	246	HIS	-	expression tag	UNP A0A2G4U6U6
X	247	HIS	-	expression tag	UNP A0A2G4U6U6
X	248	HIS	-	expression tag	UNP A0A2G4U6U6
X	249	HIS	-	expression tag	UNP A0A2G4U6U6
X	250	HIS	-	expression tag	UNP A0A2G4U6U6
X	251	HIS	-	expression tag	UNP A0A2G4U6U6
Y	13	ALA	VAL	conflict	UNP A0A2G4U6U6
Y	106	HIS	GLY	conflict	UNP A0A2G4U6U6
Y	112	CYS	GLY	conflict	UNP A0A2G4U6U6

Continued on next page...

Continued from previous page...

Chain	Residue	Modelled	Actual	Comment	Reference
Y	244	LEU	-	expression tag	UNP A0A2G4U6U6
Y	245	GLU	-	expression tag	UNP A0A2G4U6U6
Y	246	HIS	-	expression tag	UNP A0A2G4U6U6
Y	247	HIS	-	expression tag	UNP A0A2G4U6U6
Y	248	HIS	-	expression tag	UNP A0A2G4U6U6
Y	249	HIS	-	expression tag	UNP A0A2G4U6U6
Y	250	HIS	-	expression tag	UNP A0A2G4U6U6
Y	251	HIS	-	expression tag	UNP A0A2G4U6U6
Z	13	ALA	VAL	conflict	UNP A0A2G4U6U6
Z	106	HIS	GLY	conflict	UNP A0A2G4U6U6
Z	112	CYS	GLY	conflict	UNP A0A2G4U6U6
Z	244	LEU	-	expression tag	UNP A0A2G4U6U6
Z	245	GLU	-	expression tag	UNP A0A2G4U6U6
Z	246	HIS	-	expression tag	UNP A0A2G4U6U6
Z	247	HIS	-	expression tag	UNP A0A2G4U6U6
Z	248	HIS	-	expression tag	UNP A0A2G4U6U6
Z	249	HIS	-	expression tag	UNP A0A2G4U6U6
Z	250	HIS	-	expression tag	UNP A0A2G4U6U6
Z	251	HIS	-	expression tag	UNP A0A2G4U6U6
1	13	ALA	VAL	conflict	UNP A0A2G4U6U6
1	106	HIS	GLY	conflict	UNP A0A2G4U6U6
1	112	CYS	GLY	conflict	UNP A0A2G4U6U6
1	244	LEU	-	expression tag	UNP A0A2G4U6U6
1	245	GLU	-	expression tag	UNP A0A2G4U6U6
1	246	HIS	-	expression tag	UNP A0A2G4U6U6
1	247	HIS	-	expression tag	UNP A0A2G4U6U6
1	248	HIS	-	expression tag	UNP A0A2G4U6U6
1	249	HIS	-	expression tag	UNP A0A2G4U6U6
1	250	HIS	-	expression tag	UNP A0A2G4U6U6
1	251	HIS	-	expression tag	UNP A0A2G4U6U6
2	13	ALA	VAL	conflict	UNP A0A2G4U6U6
2	106	HIS	GLY	conflict	UNP A0A2G4U6U6
2	112	CYS	GLY	conflict	UNP A0A2G4U6U6
2	244	LEU	-	expression tag	UNP A0A2G4U6U6
2	245	GLU	-	expression tag	UNP A0A2G4U6U6
2	246	HIS	-	expression tag	UNP A0A2G4U6U6
2	247	HIS	-	expression tag	UNP A0A2G4U6U6
2	248	HIS	-	expression tag	UNP A0A2G4U6U6
2	249	HIS	-	expression tag	UNP A0A2G4U6U6
2	250	HIS	-	expression tag	UNP A0A2G4U6U6
2	251	HIS	-	expression tag	UNP A0A2G4U6U6

- Molecule 2 is SULFATE ION (three-letter code: SO4) (formula: O₄S).



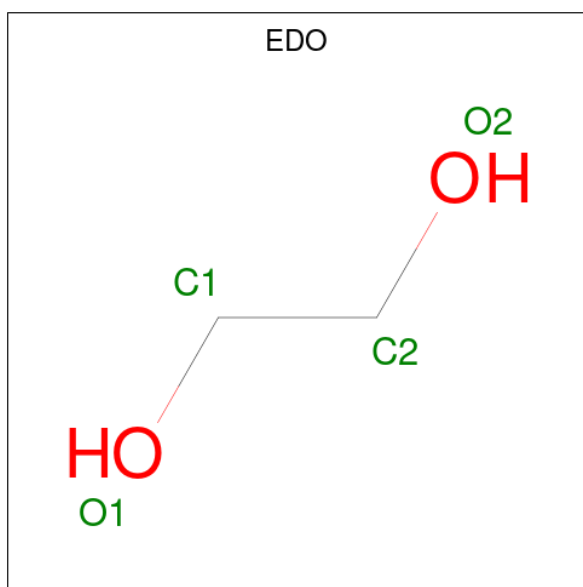
Mol	Chain	Residues	Atoms			ZeroOcc	AltConf
2	A	1	Total	O	S	0	0
			5	4	1		
2	B	1	Total	O	S	0	0
			5	4	1		
2	B	1	Total	O	S	0	0
			5	4	1		
2	E	1	Total	O	S	0	0
			5	4	1		
2	E	1	Total	O	S	0	0
			5	4	1		
2	L	1	Total	O	S	0	0
			5	4	1		
2	P	1	Total	O	S	0	0
			5	4	1		
2	P	1	Total	O	S	0	0
			5	4	1		
2	V	1	Total	O	S	0	0
			5	4	1		
2	W	1	Total	O	S	0	0
			5	4	1		
2	X	1	Total	O	S	0	0
			5	4	1		
2	X	1	Total	O	S	0	0
			5	4	1		
2	X	1	Total	O	S	0	0
			5	4	1		
2	Z	1	Total	O	S	0	0
			5	4	1		

Continued on next page...

Continued from previous page...

Mol	Chain	Residues	Atoms			ZeroOcc	AltConf
2	1	1	Total	O	S	0	0
			5	4	1		
2	2	1	Total	O	S	0	0
			5	4	1		
2	2	1	Total	O	S	0	0
			5	4	1		

- Molecule 3 is 1,2-ETHANEDIOL (three-letter code: EDO) (formula: C₂H₆O₂).



Mol	Chain	Residues	Atoms			ZeroOcc	AltConf
3	C	1	Total	C	O	0	0
			4	2	2		
3	D	1	Total	C	O	0	0
			4	2	2		
3	F	1	Total	C	O	0	0
			4	2	2		
3	K	1	Total	C	O	0	0
			4	2	2		
3	L	1	Total	C	O	0	0
			4	2	2		
3	O	1	Total	C	O	0	0
			4	2	2		

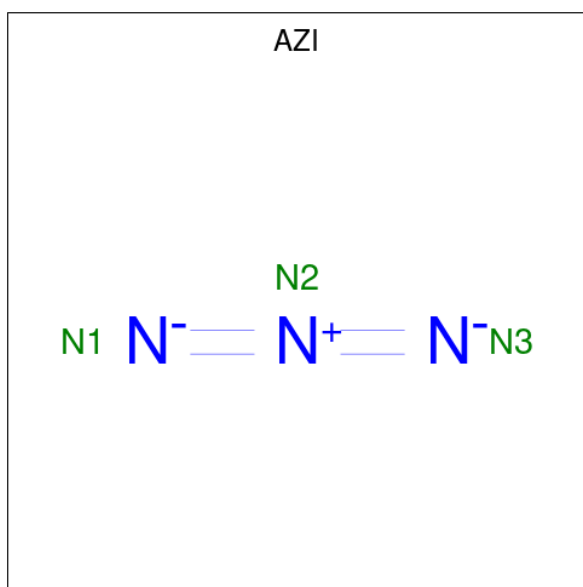
- Molecule 4 is CHLORIDE ION (three-letter code: CL) (formula: Cl).

Mol	Chain	Residues	Atoms	ZeroOcc	AltConf
4	C	1	Total Cl 1 1	0	0
4	D	2	Total Cl 2 2	0	0
4	G	1	Total Cl 1 1	0	0
4	K	2	Total Cl 2 2	0	0
4	L	1	Total Cl 1 1	0	0
4	M	1	Total Cl 1 1	0	0
4	P	1	Total Cl 1 1	0	0
4	Q	1	Total Cl 1 1	0	0
4	R	1	Total Cl 1 1	0	0
4	S	1	Total Cl 1 1	0	0
4	T	1	Total Cl 1 1	0	0
4	U	1	Total Cl 1 1	0	0
4	W	1	Total Cl 1 1	0	0
4	Z	1	Total Cl 1 1	0	0
4	1	1	Total Cl 1 1	0	0

- Molecule 5 is UNKNOWN ATOM OR ION (three-letter code: UNX) (formula: X).

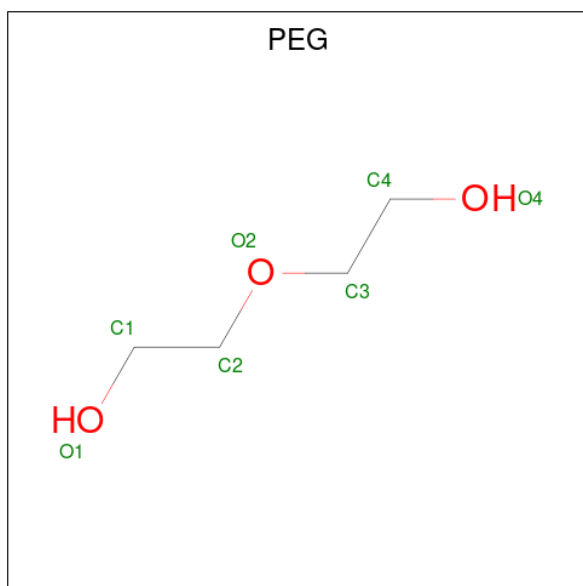
Mol	Chain	Residues	Atoms	ZeroOcc	AltConf
5	I	1	Total X 1 1	0	0
5	Q	2	Total X 2 2	0	0
5	U	1	Total X 1 1	0	0

- Molecule 6 is AZIDE ION (three-letter code: AZI) (formula: N₃).



Mol	Chain	Residues	Atoms			ZeroOcc	AltConf
6	J	1	Total	N		0	0
			3	3			

- Molecule 7 is DI(HYDROXYETHYL)ETHER (three-letter code: PEG) (formula: $C_4H_{10}O_3$).



Mol	Chain	Residues	Atoms			ZeroOcc	AltConf
7	N	1	Total	C	O	0	0
			7	4	3		
7	T	1	Total	C	O	0	0
			7	4	3		

- Molecule 8 is water.

Mol	Chain	Residues	Atoms	ZeroOcc	AltConf
8	A	52	Total O 52 52	0	0
8	B	95	Total O 95 95	0	0
8	C	83	Total O 83 83	0	0
8	D	85	Total O 85 85	0	0
8	E	81	Total O 81 81	0	0
8	F	59	Total O 59 59	0	0
8	G	55	Total O 55 55	0	0
8	H	33	Total O 33 33	0	0
8	I	51	Total O 51 51	0	0
8	J	50	Total O 50 50	0	0
8	K	57	Total O 57 57	0	0
8	L	71	Total O 71 71	0	0
8	M	63	Total O 63 63	0	0
8	N	54	Total O 54 54	0	0
8	O	44	Total O 44 44	0	0
8	P	86	Total O 86 86	0	0
8	Q	52	Total O 52 52	0	0
8	R	63	Total O 63 63	0	0
8	S	40	Total O 40 40	0	0
8	T	56	Total O 56 56	0	0
8	U	46	Total O 46 46	0	0
8	V	57	Total O 57 57	0	0

Continued on next page...

Continued from previous page...

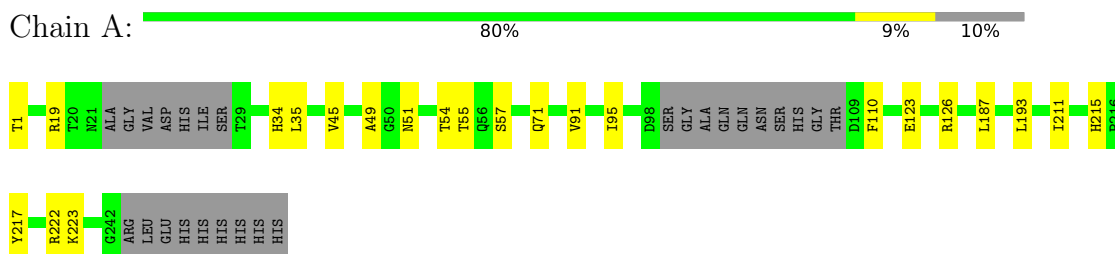
Mol	Chain	Residues	Atoms		ZeroOcc	AltConf
8	W	74	Total 74	O 74	0	0
8	X	83	Total 83	O 83	0	0
8	Y	102	Total 102	O 102	0	0
8	Z	81	Total 81	O 81	0	0
8	1	76	Total 76	O 76	0	0
8	2	41	Total 41	O 41	0	0

3 Residue-property plots [i](#)

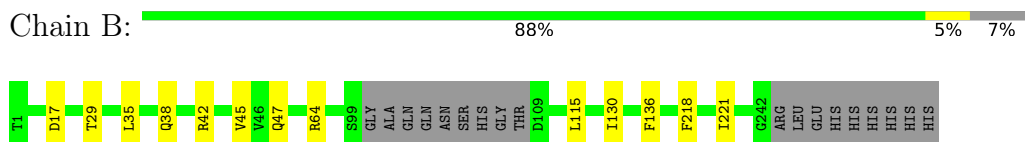
These plots are drawn for all protein, RNA, DNA and oligosaccharide chains in the entry. The first graphic for a chain summarises the proportions of the various outlier classes displayed in the second graphic. The second graphic shows the sequence view annotated by issues in geometry and electron density. Residues are color-coded according to the number of geometric quality criteria for which they contain at least one outlier: green = 0, yellow = 1, orange = 2 and red = 3 or more. A red dot above a residue indicates a poor fit to the electron density ($RSRZ > 2$). Stretches of 2 or more consecutive residues without any outlier are shown as a green connector. Residues present in the sample, but not in the model, are shown in grey.

Note EDS failed to run properly.

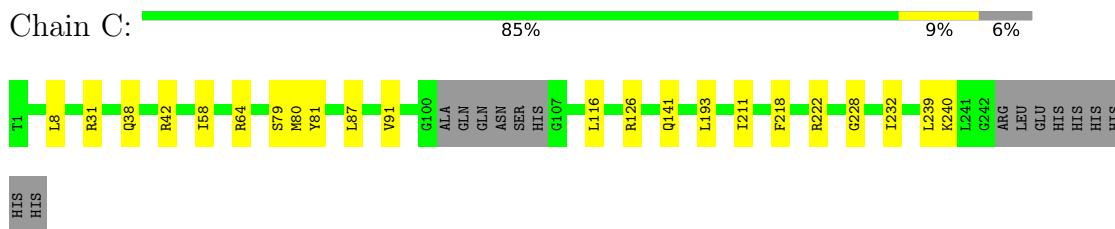
- Molecule 1: Peptidase



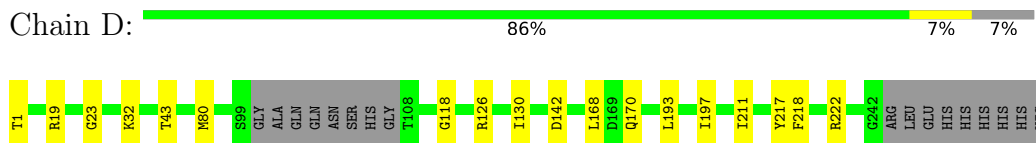
- Molecule 1: Peptidase



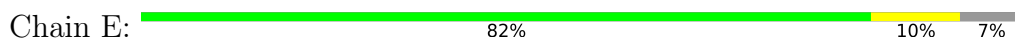
- Molecule 1: Peptidase



- Molecule 1: Peptidase

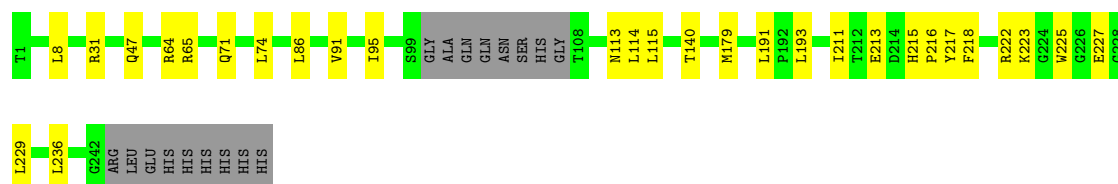
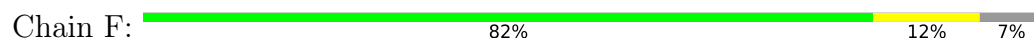


- Molecule 1: Peptidase

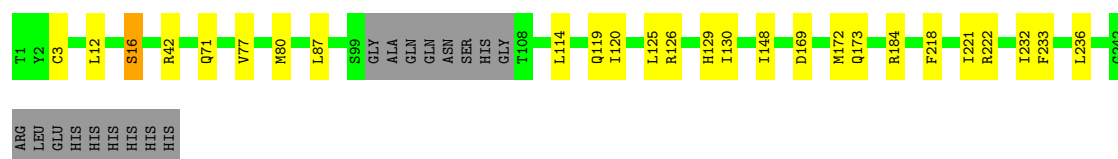
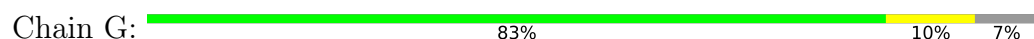




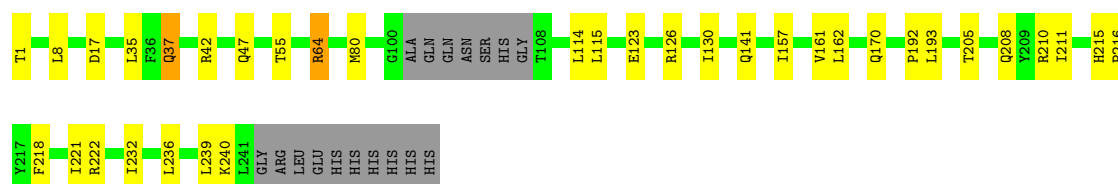
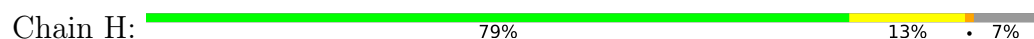
- Molecule 1: Peptidase



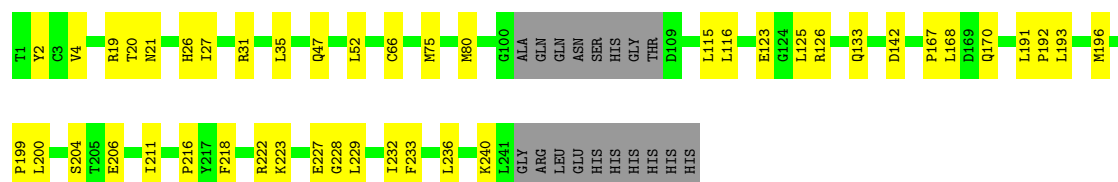
- Molecule 1: Peptidase



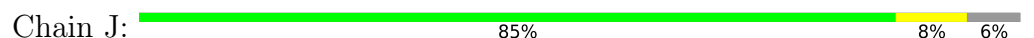
- Molecule 1: Peptidase

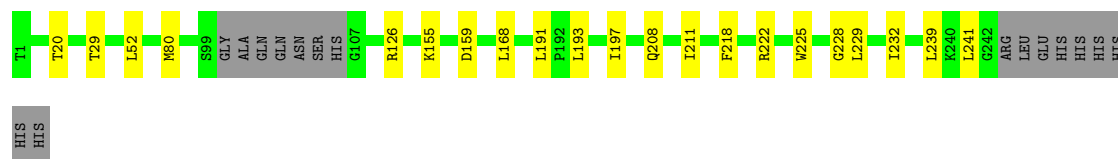


- Molecule 1: Peptidase




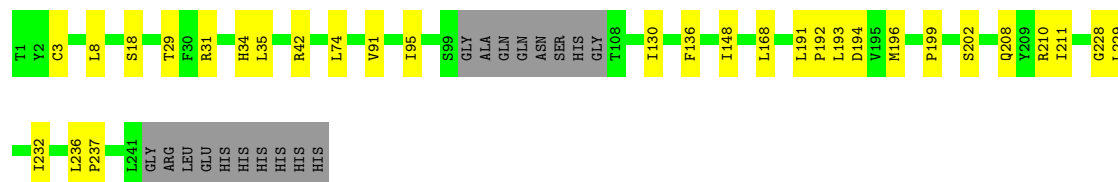
- Molecule 1: Peptidase






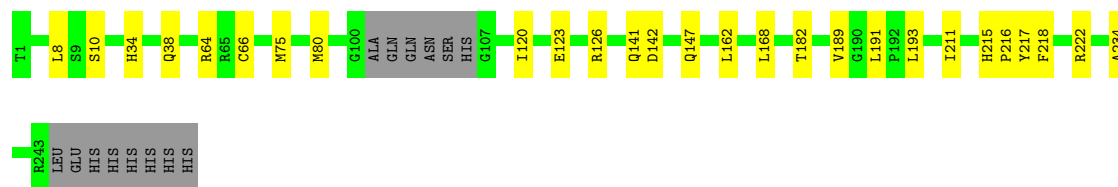
- Molecule 1: Peptidase

Chain K: 




- Molecule 1: Peptidase

Chain L: 




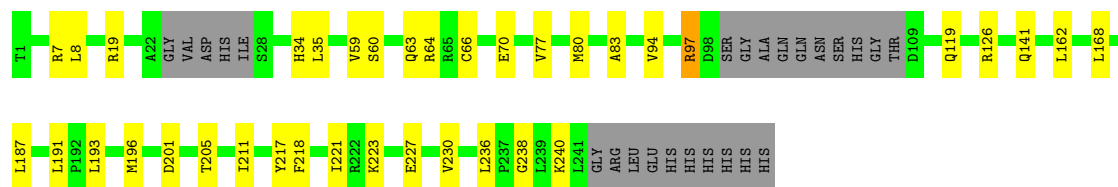
- Molecule 1: Peptidase

Chain M: 




- Molecule 1: Peptidase

Chain N: 



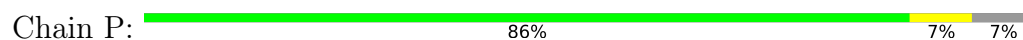
- Molecule 1: Peptidase

Chain O: 

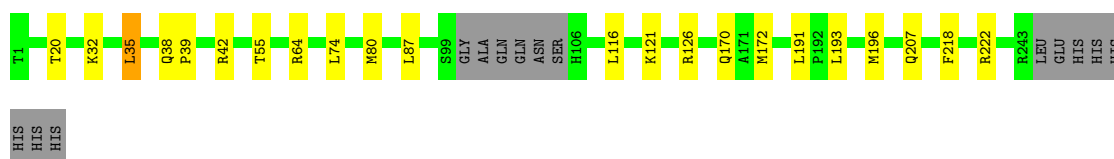
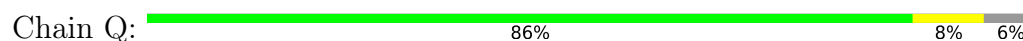




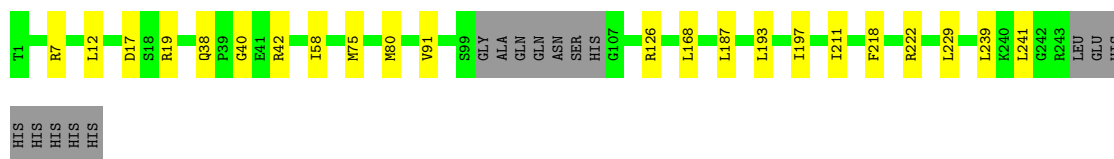
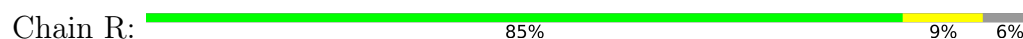
- Molecule 1: Peptidase



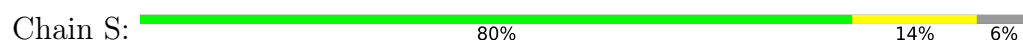
- Molecule 1: Peptidase



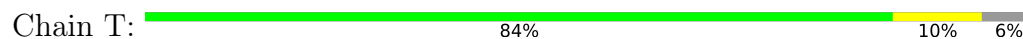
- Molecule 1: Peptidase




- Molecule 1: Peptidase

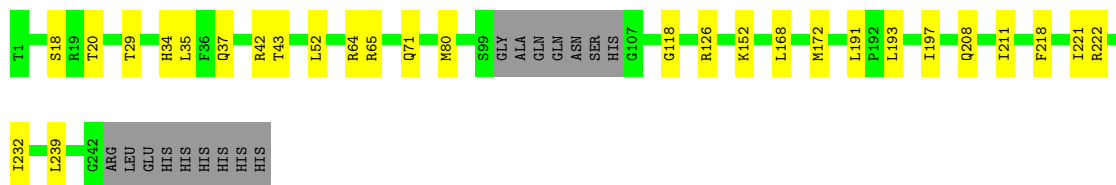


- Molecule 1: Peptidase




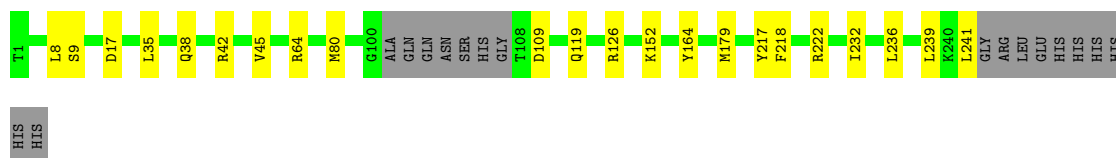
- Molecule 1: Peptidase

Chain U:  82% 11% 6%




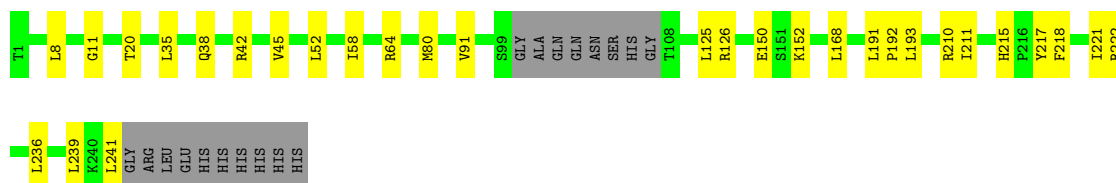
• Molecule 1: Peptidase

Chain V:  84% 9% 7%




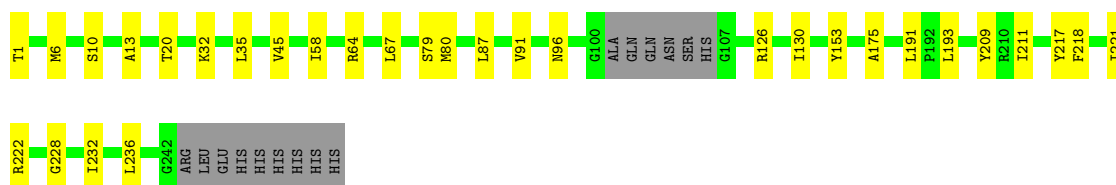
• Molecule 1: Peptidase

Chain W:  81% 12% 7%




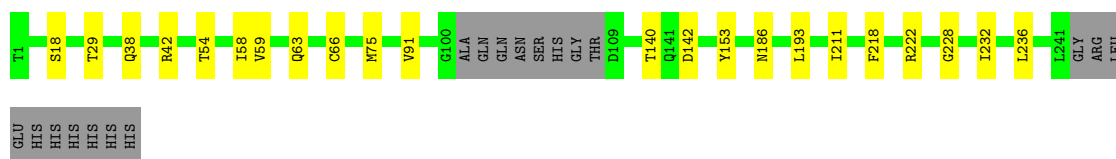
• Molecule 1: Peptidase

Chain X:  82% 12% 6%

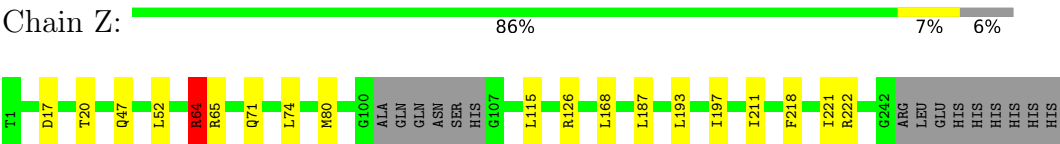


• Molecule 1: Peptidase

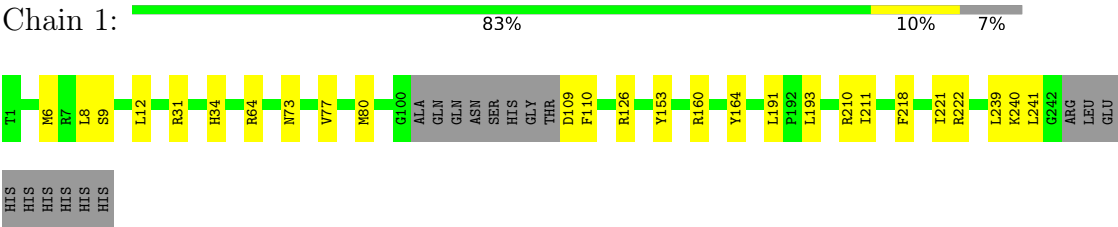
Chain Y:  84% 9% 7%



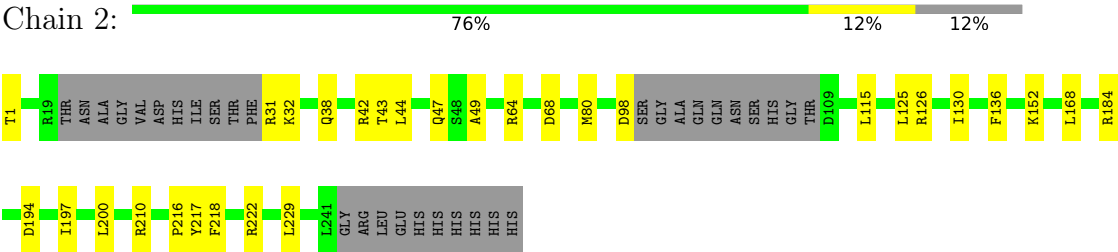
• Molecule 1: Peptidase



● Molecule 1: Peptidase



● Molecule 1: Peptidase



4 Data and refinement statistics

EDS failed to run properly - this section is therefore incomplete.

Property	Value	Source
Space group	P 1 21 1	Depositor
Cell constants a, b, c, α , β , γ	95.53Å 285.37Å 179.21Å 90.00° 91.78° 90.00°	Depositor
Resolution (Å)	49.19 – 2.50	Depositor
% Data completeness (in resolution range)	99.0 (49.19-2.50)	Depositor
R_{merge}	0.09	Depositor
R_{sym}	0.09	Depositor
$\langle I/\sigma(I) \rangle$ ¹	1.96 (at 2.51Å)	Xtriage
Refinement program	PHENIX 1.9_1692	Depositor
R, R_{free}	0.183 , 0.230	Depositor
Wilson B-factor (Å ²)	55.1	Xtriage
Anisotropy	0.269	Xtriage
L-test for twinning ²	$\langle L \rangle = 0.43$, $\langle L^2 \rangle = 0.25$	Xtriage
Estimated twinning fraction	0.085 for h,-k,-l	Xtriage
Total number of atoms	52945	wwPDB-VP
Average B, all atoms (Å ²)	65.0	wwPDB-VP

Xtriage's analysis on translational NCS is as follows: *The largest off-origin peak in the Patterson function is 3.00% of the height of the origin peak. No significant pseudotranslation is detected.*

¹Intensities estimated from amplitudes.

²Theoretical values of $\langle |L| \rangle$, $\langle L^2 \rangle$ for acentric reflections are 0.5, 0.333 respectively for untwinned datasets, and 0.375, 0.2 for perfectly twinned datasets.

5 Model quality [i](#)

5.1 Standard geometry [i](#)

Bond lengths and bond angles in the following residue types are not validated in this section: EDO, CL, SO4, PEG, UNX, AZI

The Z score for a bond length (or angle) is the number of standard deviations the observed value is removed from the expected value. A bond length (or angle) with $|Z| > 5$ is considered an outlier worth inspection. RMSZ is the root-mean-square of all Z scores of the bond lengths (or angles).

Mol	Chain	Bond lengths		Bond angles	
		RMSZ	# Z >5	RMSZ	# Z >5
1	1	0.47	0/1858	0.66	0/2514
1	2	0.42	0/1760	0.63	0/2379
1	A	0.42	0/1812	0.64	0/2450
1	B	0.45	0/1854	0.62	0/2509
1	C	0.45	0/1869	0.64	0/2529
1	D	0.48	0/1861	0.69	2/2519 (0.1%)
1	E	0.45	0/1857	0.67	0/2514
1	F	0.44	0/1861	0.61	0/2519
1	G	0.42	0/1861	0.61	0/2519
1	H	0.41	0/1861	0.59	0/2519
1	I	0.39	0/1854	0.63	0/2509
1	J	0.40	0/1865	0.60	0/2524
1	K	0.43	0/1857	0.60	0/2514
1	L	0.43	0/1880	0.62	0/2543
1	M	0.41	0/1854	0.62	0/2509
1	N	0.41	0/1805	0.61	0/2441
1	O	0.43	0/1795	0.63	0/2427
1	P	0.45	0/1872	0.64	0/2533
1	Q	0.41	0/1887	0.61	0/2553
1	R	0.43	0/1887	0.63	0/2552
1	S	0.39	0/1865	0.60	0/2524
1	T	0.40	0/1865	0.59	0/2524
1	U	0.40	0/1865	0.61	0/2524
1	V	0.41	0/1861	0.62	0/2519
1	W	0.43	0/1857	0.60	0/2514
1	X	0.45	0/1869	0.64	0/2529
1	Y	0.47	0/1863	0.67	0/2521
1	Z	0.46	0/1869	0.68	1/2529 (0.0%)
All	All	0.43	0/51924	0.63	3/70260 (0.0%)

There are no bond length outliers.

All (3) bond angle outliers are listed below:

Mol	Chain	Res	Type	Atoms	Z	Observed(°)	Ideal(°)
1	Z	64	ARG	CG-CD-NE	5.99	124.38	111.80
1	D	23	GLY	N-CA-C	-5.57	99.17	113.10
1	D	130	ILE	CG1-CB-CG2	-5.04	100.32	111.40

There are no chirality outliers.

There are no planarity outliers.

5.2 Too-close contacts

In the following table, the Non-H and H(model) columns list the number of non-hydrogen atoms and hydrogen atoms in the chain respectively. The H(added) column lists the number of hydrogen atoms added and optimized by MolProbity. The Clashes column lists the number of clashes within the asymmetric unit, whereas Symm-Clashes lists symmetry-related clashes.

Mol	Chain	Non-H	H(model)	H(added)	Clashes	Symm-Clashes
1	1	1825	0	1814	20	0
1	2	1730	0	1729	24	0
1	A	1781	0	1771	16	0
1	B	1821	0	1811	8	0
1	C	1836	0	1824	16	1
1	D	1828	0	1818	12	0
1	E	1824	0	1815	24	0
1	F	1828	0	1818	26	0
1	G	1828	0	1818	24	0
1	H	1828	0	1818	27	0
1	I	1821	0	1811	28	0
1	J	1832	0	1821	16	0
1	K	1824	0	1815	18	0
1	L	1847	0	1837	20	1
1	M	1821	0	1811	13	0
1	N	1774	0	1768	27	0
1	O	1764	0	1763	26	0
1	P	1839	0	1830	12	0
1	Q	1853	0	1841	17	0
1	R	1854	0	1846	18	0
1	S	1832	0	1821	26	0
1	T	1832	0	1821	21	0
1	U	1832	0	1820	23	0
1	V	1828	0	1818	15	0
1	W	1824	0	1815	25	0

Continued on next page...

Continued from previous page...

Mol	Chain	Non-H	H(model)	H(added)	Clashes	Symm-Clashes
1	X	1836	0	1824	27	0
1	Y	1830	0	1818	15	0
1	Z	1836	0	1824	16	0
2	1	5	0	0	1	0
2	2	10	0	0	4	0
2	A	5	0	0	0	0
2	B	10	0	0	0	0
2	E	10	0	0	0	0
2	L	5	0	0	0	0
2	P	10	0	0	0	0
2	V	5	0	0	1	0
2	W	5	0	0	0	0
2	X	15	0	0	2	0
2	Z	5	0	0	1	0
3	C	4	0	6	1	0
3	D	4	0	6	1	0
3	F	4	0	6	5	0
3	K	4	0	6	0	0
3	L	4	0	6	2	0
3	O	4	0	6	1	0
4	1	1	0	0	1	0
4	C	1	0	0	1	0
4	D	2	0	0	0	0
4	G	1	0	0	0	0
4	K	2	0	0	0	0
4	L	1	0	0	0	0
4	M	1	0	0	0	0
4	P	1	0	0	0	0
4	Q	1	0	0	1	0
4	R	1	0	0	0	0
4	S	1	0	0	1	0
4	T	1	0	0	2	0
4	U	1	0	0	0	0
4	W	1	0	0	0	0
4	Z	1	0	0	0	0
5	I	1	0	0	0	0
5	Q	2	0	0	0	0
5	U	1	0	0	0	0
6	J	3	0	0	0	0
7	N	7	0	10	3	0
7	T	7	0	10	2	0
8	1	76	0	0	3	0

Continued on next page...

Continued from previous page...

Mol	Chain	Non-H	H(model)	H(added)	Clashes	Symm-Clashes
8	2	41	0	0	4	0
8	A	52	0	0	3	0
8	B	95	0	0	0	0
8	C	83	0	0	1	0
8	D	85	0	0	1	0
8	E	81	0	0	1	0
8	F	59	0	0	2	0
8	G	55	0	0	2	0
8	H	33	0	0	1	0
8	I	51	0	0	3	0
8	J	50	0	0	0	0
8	K	57	0	0	1	0
8	L	71	0	0	2	0
8	M	63	0	0	1	0
8	N	54	0	0	0	0
8	O	44	0	0	0	0
8	P	86	0	0	0	0
8	Q	52	0	0	1	0
8	R	63	0	0	1	0
8	S	40	0	0	0	0
8	T	56	0	0	0	0
8	U	46	0	0	1	0
8	V	57	0	0	1	0
8	W	74	0	0	1	0
8	X	83	0	0	5	0
8	Y	102	0	0	0	0
8	Z	81	0	0	3	0
All	All	52945	0	50796	511	1

The all-atom clashscore is defined as the number of clashes found per 1000 atoms (including hydrogen atoms). The all-atom clashscore for this structure is 5.

The worst 5 of 511 close contacts within the same asymmetric unit are listed below, sorted by their clash magnitude.

Atom-1	Atom-2	Interatomic distance (Å)	Clash overlap (Å)
1:2:31:ARG:HH21	1:2:210:ARG:HH12	1.11	0.94
1:1:64:ARG:NH2	4:1:302:CL:CL	2.38	0.94
1:F:31:ARG:NH2	3:F:301:EDO:O2	2.00	0.93
1:2:184:ARG:NH2	8:2:401:HOH:O	2.01	0.93
1:Q:64:ARG:NH2	4:Q:301:CL:CL	2.45	0.87

All (1) symmetry-related close contacts are listed below. The label for Atom-2 includes the symmetry operator and encoded unit-cell translations to be applied.

Atom-1	Atom-2	Interatomic distance (Å)	Clash overlap (Å)
1:C:240:LYS:NZ	1:L:234:ALA:O[2_656]	2.19	0.01

5.3 Torsion angles [i](#)

5.3.1 Protein backbone [i](#)

In the following table, the Percentiles column shows the percent Ramachandran outliers of the chain as a percentile score with respect to all X-ray entries followed by that with respect to entries of similar resolution.

The Analysed column shows the number of residues for which the backbone conformation was analysed, and the total number of residues.

Mol	Chain	Analysed	Favoured	Allowed	Outliers	Percentiles	
1	1	230/251 (92%)	225 (98%)	5 (2%)	0	100	100
1	2	214/251 (85%)	211 (99%)	3 (1%)	0	100	100
1	A	221/251 (88%)	217 (98%)	4 (2%)	0	100	100
1	B	229/251 (91%)	225 (98%)	4 (2%)	0	100	100
1	C	232/251 (92%)	228 (98%)	4 (2%)	0	100	100
1	D	230/251 (92%)	228 (99%)	2 (1%)	0	100	100
1	E	229/251 (91%)	226 (99%)	3 (1%)	0	100	100
1	F	230/251 (92%)	226 (98%)	4 (2%)	0	100	100
1	G	230/251 (92%)	225 (98%)	5 (2%)	0	100	100
1	H	230/251 (92%)	224 (97%)	6 (3%)	0	100	100
1	I	229/251 (91%)	224 (98%)	5 (2%)	0	100	100
1	J	231/251 (92%)	228 (99%)	3 (1%)	0	100	100
1	K	229/251 (91%)	223 (97%)	6 (3%)	0	100	100
1	L	233/251 (93%)	230 (99%)	3 (1%)	0	100	100
1	M	229/251 (91%)	225 (98%)	4 (2%)	0	100	100
1	N	220/251 (88%)	217 (99%)	2 (1%)	1 (0%)	25	44
1	O	219/251 (87%)	216 (99%)	3 (1%)	0	100	100
1	P	231/251 (92%)	225 (97%)	6 (3%)	0	100	100
1	Q	233/251 (93%)	229 (98%)	4 (2%)	0	100	100

Continued on next page...

Continued from previous page...

Mol	Chain	Analysed	Favoured	Allowed	Outliers	Percentiles	
1	R	233/251 (93%)	229 (98%)	4 (2%)	0	100	100
1	S	231/251 (92%)	227 (98%)	4 (2%)	0	100	100
1	T	231/251 (92%)	225 (97%)	6 (3%)	0	100	100
1	U	231/251 (92%)	227 (98%)	4 (2%)	0	100	100
1	V	230/251 (92%)	226 (98%)	4 (2%)	0	100	100
1	W	229/251 (91%)	225 (98%)	4 (2%)	0	100	100
1	X	232/251 (92%)	227 (98%)	5 (2%)	0	100	100
1	Y	230/251 (92%)	226 (98%)	4 (2%)	0	100	100
1	Z	232/251 (92%)	228 (98%)	4 (2%)	0	100	100
All	All	6408/7028 (91%)	6292 (98%)	115 (2%)	1 (0%)	100	100

All (1) Ramachandran outliers are listed below:

Mol	Chain	Res	Type
1	N	97	ARG

5.3.2 Protein sidechains ⓘ

In the following table, the Percentiles column shows the percent sidechain outliers of the chain as a percentile score with respect to all X-ray entries followed by that with respect to entries of similar resolution.

The Analysed column shows the number of residues for which the sidechain conformation was analysed, and the total number of residues.

Mol	Chain	Analysed	Rotameric	Outliers	Percentiles	
1	1	202/217 (93%)	200 (99%)	2 (1%)	73	88
1	2	192/217 (88%)	191 (100%)	1 (0%)	86	95
1	A	198/217 (91%)	198 (100%)	0	100	100
1	B	202/217 (93%)	201 (100%)	1 (0%)	86	95
1	C	203/217 (94%)	202 (100%)	1 (0%)	86	95
1	D	203/217 (94%)	203 (100%)	0	100	100
1	E	203/217 (94%)	202 (100%)	1 (0%)	86	95
1	F	203/217 (94%)	202 (100%)	1 (0%)	86	95
1	G	203/217 (94%)	201 (99%)	2 (1%)	73	88

Continued on next page...

Continued from previous page...

Mol	Chain	Analysed	Rotameric	Outliers	Percentiles	
1	H	203/217 (94%)	200 (98%)	3 (2%)	60	82
1	I	202/217 (93%)	200 (99%)	2 (1%)	73	88
1	J	203/217 (94%)	203 (100%)	0	100	100
1	K	203/217 (94%)	202 (100%)	1 (0%)	86	95
1	L	204/217 (94%)	203 (100%)	1 (0%)	86	95
1	M	202/217 (93%)	202 (100%)	0	100	100
1	N	197/217 (91%)	197 (100%)	0	100	100
1	O	196/217 (90%)	195 (100%)	1 (0%)	86	95
1	P	204/217 (94%)	204 (100%)	0	100	100
1	Q	205/217 (94%)	203 (99%)	2 (1%)	73	88
1	R	205/217 (94%)	205 (100%)	0	100	100
1	S	203/217 (94%)	202 (100%)	1 (0%)	86	95
1	T	203/217 (94%)	203 (100%)	0	100	100
1	U	203/217 (94%)	203 (100%)	0	100	100
1	V	203/217 (94%)	201 (99%)	2 (1%)	73	88
1	W	203/217 (94%)	201 (99%)	2 (1%)	73	88
1	X	203/217 (94%)	203 (100%)	0	100	100
1	Y	203/217 (94%)	203 (100%)	0	100	100
1	Z	203/217 (94%)	202 (100%)	1 (0%)	86	95
All	All	5657/6076 (93%)	5632 (100%)	25 (0%)	89	96

5 of 25 residues with a non-rotameric sidechain are listed below:

Mol	Chain	Res	Type
1	Q	35	LEU
1	V	8	LEU
1	2	98	ASP
1	S	8	LEU
1	V	109	ASP

Sometimes sidechains can be flipped to improve hydrogen bonding and reduce clashes. 5 of 6 such sidechains are listed below:

Mol	Chain	Res	Type
1	T	141	GLN

Continued on next page...

Continued from previous page...

Mol	Chain	Res	Type
1	T	170	GLN
1	2	37	GLN
1	H	37	GLN
1	F	71	GLN

5.3.3 RNA [i](#)

There are no RNA molecules in this entry.

5.4 Non-standard residues in protein, DNA, RNA chains [i](#)

There are no non-standard protein/DNA/RNA residues in this entry.

5.5 Carbohydrates [i](#)

There are no oligosaccharides in this entry.

5.6 Ligand geometry [i](#)

Of 47 ligands modelled in this entry, 17 are monoatomic and 4 are unknown - leaving 26 for Mogul analysis.

In the following table, the Counts columns list the number of bonds (or angles) for which Mogul statistics could be retrieved, the number of bonds (or angles) that are observed in the model and the number of bonds (or angles) that are defined in the Chemical Component Dictionary. The Link column lists molecule types, if any, to which the group is linked. The Z score for a bond length (or angle) is the number of standard deviations the observed value is removed from the expected value. A bond length (or angle) with $|Z| > 2$ is considered an outlier worth inspection. RMSZ is the root-mean-square of all Z scores of the bond lengths (or angles).

Mol	Type	Chain	Res	Link	Bond lengths			Bond angles		
					Counts	RMSZ	$\# Z > 2$	Counts	RMSZ	$\# Z > 2$
3	EDO	D	301	-	3,3,3	0.41	0	2,2,2	0.45	0
2	SO4	A	301	-	4,4,4	0.14	0	6,6,6	0.17	0
7	PEG	T	302	-	6,6,6	0.44	0	5,5,5	0.52	0
2	SO4	B	302	-	4,4,4	0.15	0	6,6,6	0.19	0
2	SO4	P	302	-	4,4,4	0.18	0	6,6,6	0.20	0
2	SO4	1	301	-	4,4,4	0.27	0	6,6,6	0.29	0
2	SO4	B	301	-	4,4,4	0.20	0	6,6,6	0.36	0
3	EDO	L	301	-	3,3,3	0.42	0	2,2,2	0.30	0
2	SO4	2	301	-	4,4,4	0.17	0	6,6,6	0.30	0

Mol	Type	Chain	Res	Link	Bond lengths			Bond angles		
					Counts	RMSZ	# Z > 2	Counts	RMSZ	# Z > 2
3	EDO	K	301	-	3,3,3	0.48	0	2,2,2	0.52	0
2	SO4	X	303	-	4,4,4	0.14	0	6,6,6	0.18	0
2	SO4	L	302	-	4,4,4	0.13	0	6,6,6	0.17	0
2	SO4	E	302	-	4,4,4	0.15	0	6,6,6	0.11	0
2	SO4	E	301	-	4,4,4	0.19	0	6,6,6	0.18	0
6	AZI	J	301	-	0,2,2	-	-	0,1,1	-	-
2	SO4	W	301	-	4,4,4	0.14	0	6,6,6	0.45	0
2	SO4	V	301	-	4,4,4	0.13	0	6,6,6	0.12	0
2	SO4	2	302	-	4,4,4	0.17	0	6,6,6	0.24	0
3	EDO	O	301	-	3,3,3	0.54	0	2,2,2	0.28	0
3	EDO	C	301	-	3,3,3	0.46	0	2,2,2	0.30	0
2	SO4	Z	301	-	4,4,4	0.16	0	6,6,6	0.10	0
2	SO4	X	301	-	4,4,4	0.16	0	6,6,6	0.07	0
7	PEG	N	301	-	6,6,6	0.49	0	5,5,5	0.56	0
3	EDO	F	301	-	3,3,3	0.59	0	2,2,2	0.30	0
2	SO4	X	302	-	4,4,4	0.21	0	6,6,6	0.15	0
2	SO4	P	301	-	4,4,4	0.19	0	6,6,6	0.23	0

In the following table, the Chirals column lists the number of chiral outliers, the number of chiral centers analysed, the number of these observed in the model and the number defined in the Chemical Component Dictionary. Similar counts are reported in the Torsion and Rings columns. '-' means no outliers of that kind were identified.

Mol	Type	Chain	Res	Link	Chirals	Torsions	Rings
3	EDO	L	301	-	-	0/1/1/1	-
3	EDO	O	301	-	-	0/1/1/1	-
3	EDO	C	301	-	-	1/1/1/1	-
3	EDO	D	301	-	-	1/1/1/1	-
7	PEG	N	301	-	-	3/4/4/4	-
3	EDO	F	301	-	-	1/1/1/1	-
7	PEG	T	302	-	-	0/4/4/4	-
3	EDO	K	301	-	-	1/1/1/1	-

There are no bond length outliers.

There are no bond angle outliers.

There are no chirality outliers.

5 of 7 torsion outliers are listed below:

Mol	Chain	Res	Type	Atoms
7	N	301	PEG	O2-C3-C4-O4
3	F	301	EDO	O1-C1-C2-O2

Continued on next page...

Continued from previous page...

Mol	Chain	Res	Type	Atoms
3	K	301	EDO	O1-C1-C2-O2
7	N	301	PEG	O1-C1-C2-O2
7	N	301	PEG	C1-C2-O2-C3

There are no ring outliers.

12 monomers are involved in 24 short contacts:

Mol	Chain	Res	Type	Clashes	Symm-Clashes
3	D	301	EDO	1	0
7	T	302	PEG	2	0
2	1	301	SO4	1	0
3	L	301	EDO	2	0
2	2	301	SO4	4	0
2	V	301	SO4	1	0
3	O	301	EDO	1	0
3	C	301	EDO	1	0
2	Z	301	SO4	1	0
7	N	301	PEG	3	0
3	F	301	EDO	5	0
2	X	302	SO4	2	0

5.7 Other polymers [i](#)

There are no such residues in this entry.

5.8 Polymer linkage issues [i](#)

There are no chain breaks in this entry.

6 Fit of model and data [i](#)

6.1 Protein, DNA and RNA chains [i](#)

EDS failed to run properly - this section is therefore empty.

6.2 Non-standard residues in protein, DNA, RNA chains [i](#)

EDS failed to run properly - this section is therefore empty.

6.3 Carbohydrates [i](#)

EDS failed to run properly - this section is therefore empty.

6.4 Ligands [i](#)

EDS failed to run properly - this section is therefore empty.

6.5 Other polymers [i](#)

EDS failed to run properly - this section is therefore empty.