



Full wwPDB X-ray Structure Validation Report ⓘ

Oct 29, 2024 – 06:03 AM EDT

PDB ID : 3OMH
Title : Crystal structure of PTPN22 in complex with SKAP-HOM pTyr75 peptide
Authors : Yu, X.; Sun, J.-P.; Zhang, S.; Zhang, Z.-Y.
Deposited on : 2010-08-26
Resolution : 2.90 Å(reported)

This is a Full wwPDB X-ray Structure Validation Report for a publicly released PDB entry.

We welcome your comments at validation@mail.wwpdb.org

A user guide is available at

<https://www.wwpdb.org/validation/2017/XrayValidationReportHelp>

with specific help available everywhere you see the ⓘ symbol.

The types of validation reports are described at

<http://www.wwpdb.org/validation/2017/FAQs#types>.

The following versions of software and data (see [references ⓘ](#)) were used in the production of this report:

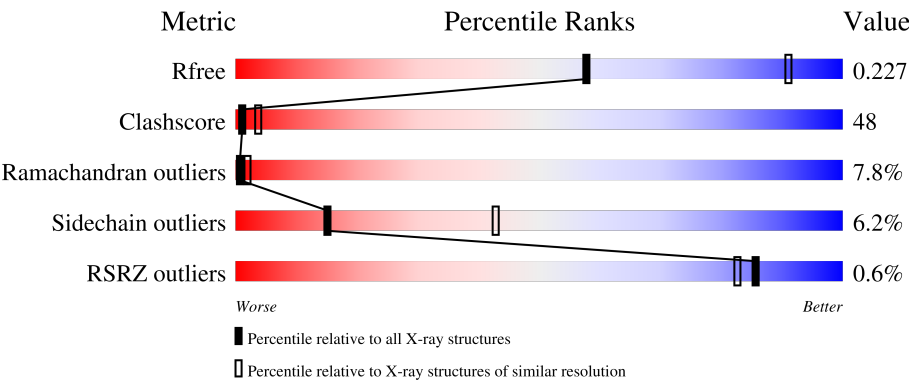
MolProbity	:	4.02b-467
Mogul	:	2022.3.0, CSD as543be (2022)
Xtriage (Phenix)	:	1.20.1
EDS	:	3.0
Percentile statistics	:	20231227.v01 (using entries in the PDB archive December 27th 2023)
CCP4	:	9.0.003 (Gargrove)
Density-Fitness	:	1.0.11
Ideal geometry (proteins)	:	Engh & Huber (2001)
Ideal geometry (DNA, RNA)	:	Parkinson et al. (1996)
Validation Pipeline (wwPDB-VP)	:	2.39

1 Overall quality at a glance i

The following experimental techniques were used to determine the structure:
X-RAY DIFFRACTION

The reported resolution of this entry is 2.90 Å.

Percentile scores (ranging between 0-100) for global validation metrics of the entry are shown in the following graphic. The table shows the number of entries on which the scores are based.



Metric	Whole archive (#Entries)	Similar resolution (#Entries, resolution range(Å))
R _{free}	164625	2335 (2.90-2.90)
Clashscore	180529	2564 (2.90-2.90)
Ramachandran outliers	177936	2514 (2.90-2.90)
Sidechain outliers	177891	2516 (2.90-2.90)
RSRZ outliers	164620	2337 (2.90-2.90)

The table below summarises the geometric issues observed across the polymeric chains and their fit to the electron density. The red, orange, yellow and green segments of the lower bar indicate the fraction of residues that contain outliers for ≥ 3 , 2, 1 and 0 types of geometric quality criteria respectively. A grey segment represents the fraction of residues that are not modelled. The numeric value for each fraction is indicated below the corresponding segment, with a dot representing fractions $\leq 5\%$. The upper red bar (where present) indicates the fraction of residues that have poor fit to the electron density. The numeric value is given above the bar.

Mol	Chain	Length	Quality of chain
1	A	313	<div><div></div><div><div>30%</div><div>58%</div><div>6% • 6%</div></div></div>
1	B	313	<div><div></div><div><div>29%</div><div>54%</div><div>10% 7%</div></div></div>
1	C	313	<div><div>%</div><div><div>28%</div><div>58%</div><div>7% • 6%</div></div></div>
1	D	313	<div><div>%</div><div><div>31%</div><div>54%</div><div>8% • 6%</div></div></div>
2	E	9	<div><div></div><div><div>11%</div><div>33%</div><div>44%</div><div>11%</div></div></div>

Continued on next page...

Continued from previous page...

Mol	Chain	Length	Quality of chain
2	F	9	
2	G	9	
2	H	9	

The following table lists non-polymeric compounds, carbohydrate monomers and non-standard residues in protein, DNA, RNA chains that are outliers for geometric or electron-density-fit criteria:

Mol	Type	Chain	Res	Chirality	Geometry	Clashes	Electron density
2	PTR	H	394	-	-	X	-

2 Entry composition

There are 3 unique types of molecules in this entry. The entry contains 10155 atoms, of which 0 are hydrogens and 0 are deuteriums.

In the tables below, the ZeroOcc column contains the number of atoms modelled with zero occupancy, the AltConf column contains the number of residues with at least one atom in alternate conformation and the Trace column contains the number of residues modelled with at most 2 atoms.

- Molecule 1 is a protein called Tyrosine-protein phosphatase non-receptor type 22.

Mol	Chain	Residues	Atoms					ZeroOcc	AltConf	Trace
1	A	294	Total	C	N	O	S	0	0	0
			2432	1562	399	455	16			
1	B	291	Total	C	N	O	S	0	0	0
			2407	1547	394	450	16			
1	C	294	Total	C	N	O	S	0	0	0
			2432	1562	399	455	16			
1	D	294	Total	C	N	O	S	0	0	0
			2432	1562	399	455	16			

There are 80 discrepancies between the modelled and reference sequences:

Chain	Residue	Modelled	Actual	Comment	Reference
A	-18	HIS	-	expression tag	UNP Q9Y2R2
A	-17	HIS	-	expression tag	UNP Q9Y2R2
A	-16	HIS	-	expression tag	UNP Q9Y2R2
A	-15	HIS	-	expression tag	UNP Q9Y2R2
A	-14	HIS	-	expression tag	UNP Q9Y2R2
A	-13	HIS	-	expression tag	UNP Q9Y2R2
A	-12	SER	-	expression tag	UNP Q9Y2R2
A	-11	SER	-	expression tag	UNP Q9Y2R2
A	-10	GLY	-	expression tag	UNP Q9Y2R2
A	-9	LEU	-	expression tag	UNP Q9Y2R2
A	-8	VAL	-	expression tag	UNP Q9Y2R2
A	-7	PRO	-	expression tag	UNP Q9Y2R2
A	-6	ARG	-	expression tag	UNP Q9Y2R2
A	-5	GLY	-	expression tag	UNP Q9Y2R2
A	-4	SER	-	expression tag	UNP Q9Y2R2
A	-3	HIS	-	expression tag	UNP Q9Y2R2
A	-2	MET	-	expression tag	UNP Q9Y2R2
A	-1	ALA	-	expression tag	UNP Q9Y2R2
A	0	SER	-	expression tag	UNP Q9Y2R2
A	227	SER	CYS	engineered mutation	UNP Q9Y2R2
B	-18	HIS	-	expression tag	UNP Q9Y2R2

Continued on next page...

Continued from previous page...

Chain	Residue	Modelled	Actual	Comment	Reference
B	-17	HIS	-	expression tag	UNP Q9Y2R2
B	-16	HIS	-	expression tag	UNP Q9Y2R2
B	-15	HIS	-	expression tag	UNP Q9Y2R2
B	-14	HIS	-	expression tag	UNP Q9Y2R2
B	-13	HIS	-	expression tag	UNP Q9Y2R2
B	-12	SER	-	expression tag	UNP Q9Y2R2
B	-11	SER	-	expression tag	UNP Q9Y2R2
B	-10	GLY	-	expression tag	UNP Q9Y2R2
B	-9	LEU	-	expression tag	UNP Q9Y2R2
B	-8	VAL	-	expression tag	UNP Q9Y2R2
B	-7	PRO	-	expression tag	UNP Q9Y2R2
B	-6	ARG	-	expression tag	UNP Q9Y2R2
B	-5	GLY	-	expression tag	UNP Q9Y2R2
B	-4	SER	-	expression tag	UNP Q9Y2R2
B	-3	HIS	-	expression tag	UNP Q9Y2R2
B	-2	MET	-	expression tag	UNP Q9Y2R2
B	-1	ALA	-	expression tag	UNP Q9Y2R2
B	0	SER	-	expression tag	UNP Q9Y2R2
B	227	SER	CYS	engineered mutation	UNP Q9Y2R2
C	-18	HIS	-	expression tag	UNP Q9Y2R2
C	-17	HIS	-	expression tag	UNP Q9Y2R2
C	-16	HIS	-	expression tag	UNP Q9Y2R2
C	-15	HIS	-	expression tag	UNP Q9Y2R2
C	-14	HIS	-	expression tag	UNP Q9Y2R2
C	-13	HIS	-	expression tag	UNP Q9Y2R2
C	-12	SER	-	expression tag	UNP Q9Y2R2
C	-11	SER	-	expression tag	UNP Q9Y2R2
C	-10	GLY	-	expression tag	UNP Q9Y2R2
C	-9	LEU	-	expression tag	UNP Q9Y2R2
C	-8	VAL	-	expression tag	UNP Q9Y2R2
C	-7	PRO	-	expression tag	UNP Q9Y2R2
C	-6	ARG	-	expression tag	UNP Q9Y2R2
C	-5	GLY	-	expression tag	UNP Q9Y2R2
C	-4	SER	-	expression tag	UNP Q9Y2R2
C	-3	HIS	-	expression tag	UNP Q9Y2R2
C	-2	MET	-	expression tag	UNP Q9Y2R2
C	-1	ALA	-	expression tag	UNP Q9Y2R2
C	0	SER	-	expression tag	UNP Q9Y2R2
C	227	SER	CYS	engineered mutation	UNP Q9Y2R2
D	-18	HIS	-	expression tag	UNP Q9Y2R2
D	-17	HIS	-	expression tag	UNP Q9Y2R2
D	-16	HIS	-	expression tag	UNP Q9Y2R2

Continued on next page...

Continued from previous page...

Chain	Residue	Modelled	Actual	Comment	Reference
D	-15	HIS	-	expression tag	UNP Q9Y2R2
D	-14	HIS	-	expression tag	UNP Q9Y2R2
D	-13	HIS	-	expression tag	UNP Q9Y2R2
D	-12	SER	-	expression tag	UNP Q9Y2R2
D	-11	SER	-	expression tag	UNP Q9Y2R2
D	-10	GLY	-	expression tag	UNP Q9Y2R2
D	-9	LEU	-	expression tag	UNP Q9Y2R2
D	-8	VAL	-	expression tag	UNP Q9Y2R2
D	-7	PRO	-	expression tag	UNP Q9Y2R2
D	-6	ARG	-	expression tag	UNP Q9Y2R2
D	-5	GLY	-	expression tag	UNP Q9Y2R2
D	-4	SER	-	expression tag	UNP Q9Y2R2
D	-3	HIS	-	expression tag	UNP Q9Y2R2
D	-2	MET	-	expression tag	UNP Q9Y2R2
D	-1	ALA	-	expression tag	UNP Q9Y2R2
D	0	SER	-	expression tag	UNP Q9Y2R2
D	227	SER	CYS	engineered mutation	UNP Q9Y2R2

- Molecule 2 is a protein called Src kinase-associated phosphoprotein 2.

Mol	Chain	Residues	Atoms					ZeroOcc	AltConf	Trace
2	E	9	Total	C	N	O	P	0	0	0
			81	47	9	24	1			
2	F	9	Total	C	N	O	P	0	0	0
			81	47	9	24	1			
2	G	9	Total	C	N	O	P	0	0	0
			81	47	9	24	1			
2	H	8	Total	C	N	O	P	0	0	0
			69	38	8	22	1			

- Molecule 3 is water.

Mol	Chain	Residues	Atoms		ZeroOcc	AltConf
3	A	40	Total	O	0	0
			40	40		
3	B	34	Total	O	0	0
			34	34		
3	C	35	Total	O	0	0
			35	35		
3	D	26	Total	O	0	0
			26	26		
3	E	3	Total	O	0	0
			3	3		

Continued on next page...

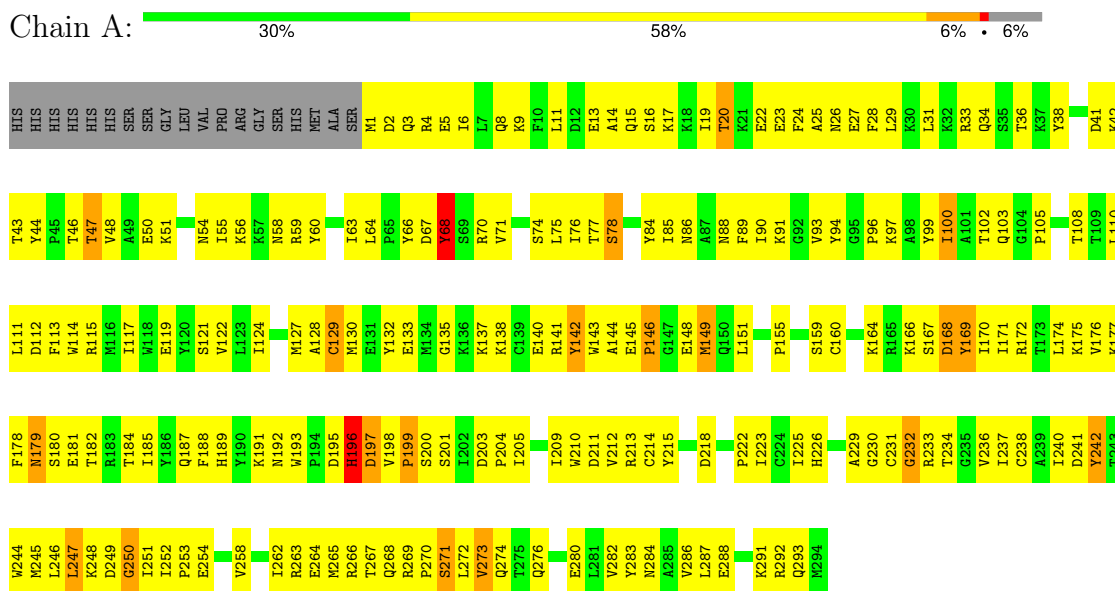
Continued from previous page...

Mol	Chain	Residues	Atoms		ZeroOcc	AltConf
3	G	1	Total	O	0	0
			1	1		
3	H	1	Total	O	0	0
			1	1		

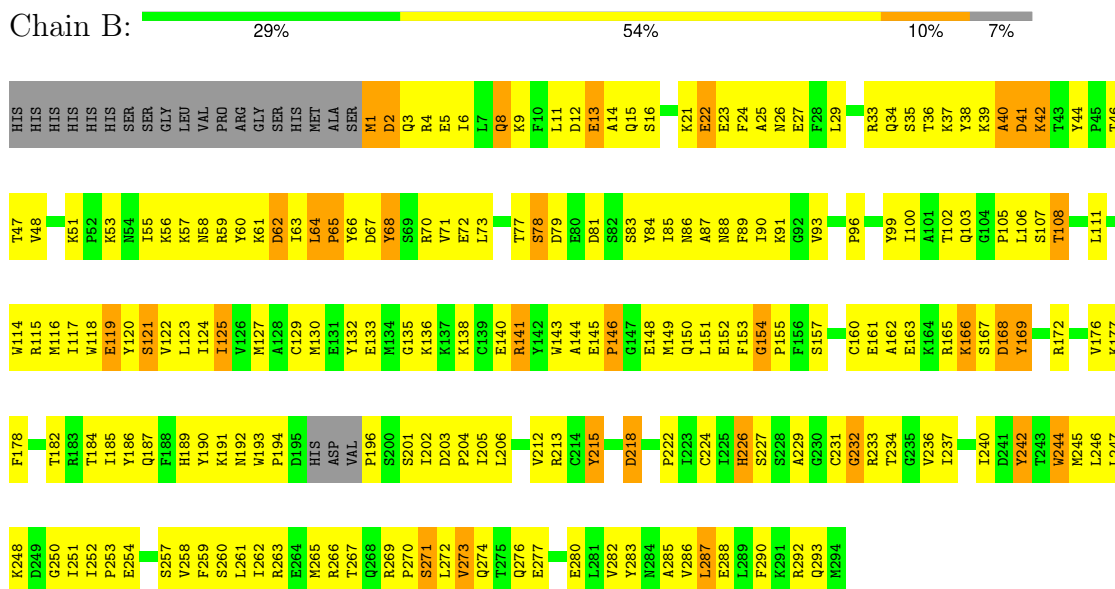
3 Residue-property plots

These plots are drawn for all protein, RNA, DNA and oligosaccharide chains in the entry. The first graphic for a chain summarises the proportions of the various outlier classes displayed in the second graphic. The second graphic shows the sequence view annotated by issues in geometry and electron density. Residues are color-coded according to the number of geometric quality criteria for which they contain at least one outlier: green = 0, yellow = 1, orange = 2 and red = 3 or more. A red dot above a residue indicates a poor fit to the electron density ($RSRZ > 2$). Stretches of 2 or more consecutive residues without any outlier are shown as a green connector. Residues present in the sample, but not in the model, are shown in grey.

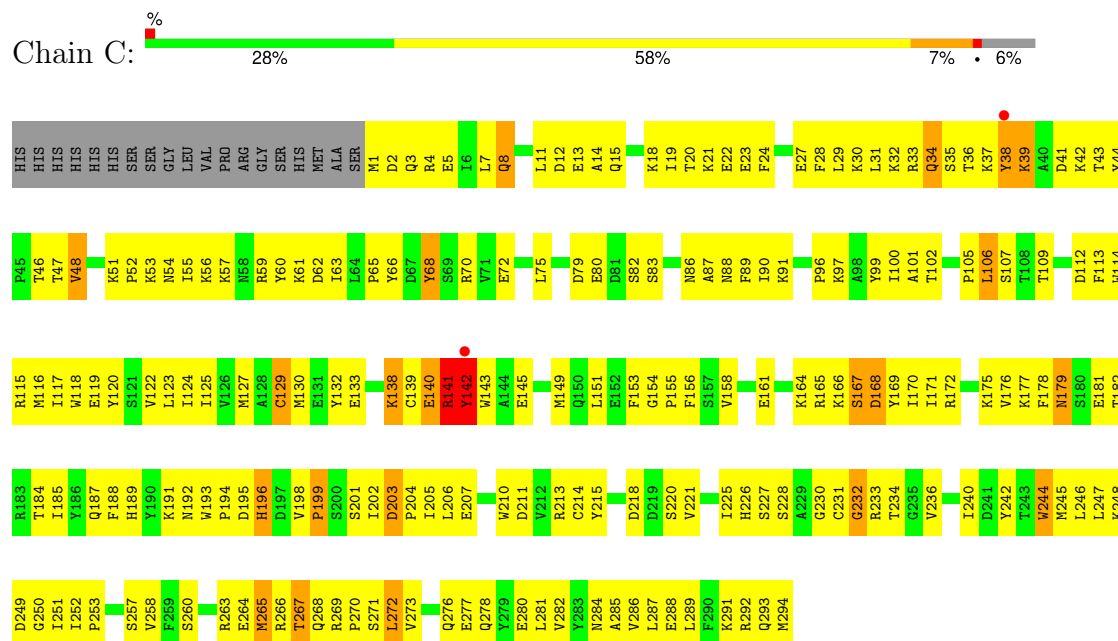
- Molecule 1: Tyrosine-protein phosphatase non-receptor type 22



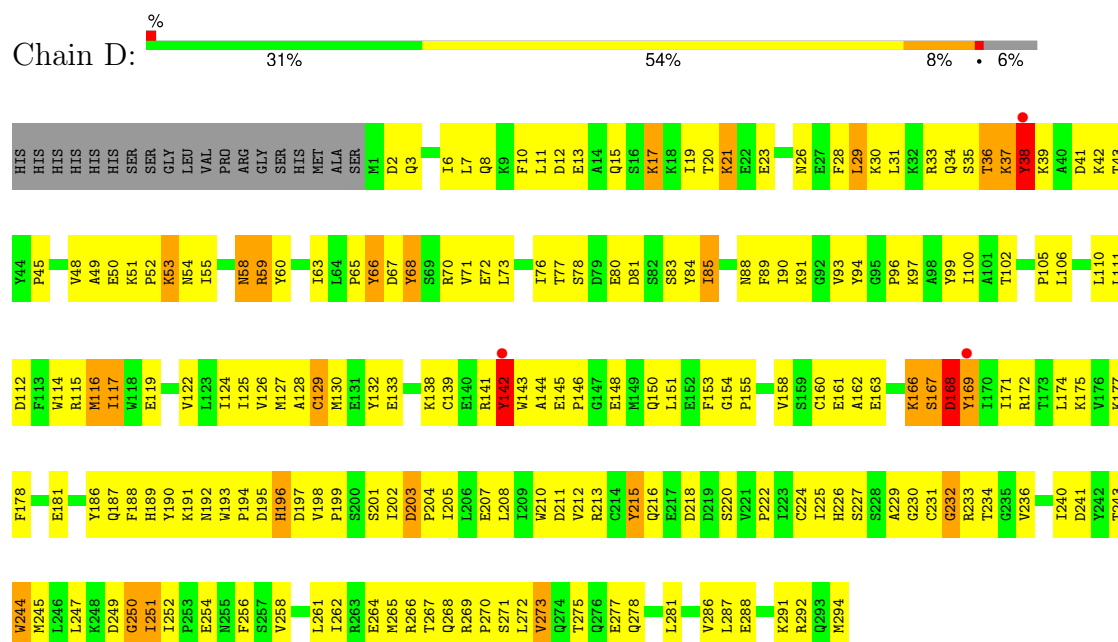
- Molecule 1: Tyrosine-protein phosphatase non-receptor type 22



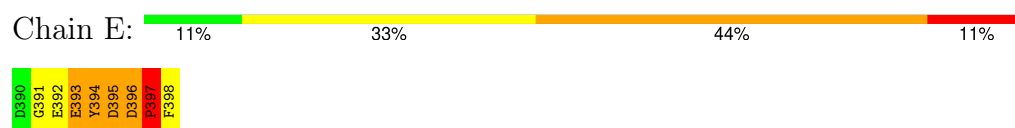
- Molecule 1: Tyrosine-protein phosphatase non-receptor type 22



- Molecule 1: Tyrosine-protein phosphatase non-receptor type 22



- Molecule 2: Src kinase-associated phosphoprotein 2

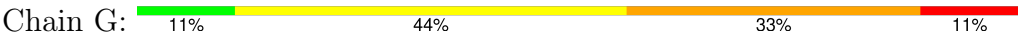


- Molecule 2: Src kinase-associated phosphoprotein 2

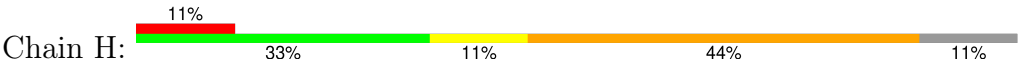




● Molecule 2: Src kinase-associated phosphoprotein 2



● Molecule 2: Src kinase-associated phosphoprotein 2



4 Data and refinement statistics

Property	Value	Source
Space group	P 1 21 1	Depositor
Cell constants a, b, c, α , β , γ	115.23Å 46.71Å 121.49Å 90.00° 101.43° 90.00°	Depositor
Resolution (Å)	36.75 – 2.90 36.75 – 2.90	Depositor EDS
% Data completeness (in resolution range)	(Not available) (36.75-2.90) 94.5 (36.75-2.90)	Depositor EDS
R_{merge}	0.09	Depositor
R_{sym}	(Not available)	Depositor
$\langle I/\sigma(I) \rangle$ ¹	1.45 (at 2.65Å)	Xtriage
Refinement program	CNS 1.1	Depositor
R, R_{free}	0.229 , 0.260 0.177 , 0.227	Depositor DCC
R_{free} test set	2441 reflections (8.97%)	wwPDB-VP
Wilson B-factor (Å ²)	44.9	Xtriage
Anisotropy	0.097	Xtriage
Bulk solvent k_{sol} (e/Å ³), B_{sol} (Å ²)	0.36 , 73.1	EDS
L-test for twinning ²	$\langle L \rangle = 0.46$, $\langle L^2 \rangle = 0.28$	Xtriage
Estimated twinning fraction	No twinning to report.	Xtriage
F_o, F_c correlation	0.95	EDS
Total number of atoms	10155	wwPDB-VP
Average B, all atoms (Å ²)	32.0	wwPDB-VP

Xtriage's analysis on translational NCS is as follows: *The analyses of the Patterson function reveals a significant off-origin peak that is 40.70 % of the origin peak, indicating pseudo-translational symmetry. The chance of finding a peak of this or larger height randomly in a structure without pseudo-translational symmetry is equal to 2.6309e-04. The detected translational NCS is most likely also responsible for the elevated intensity ratio.*

¹Intensities estimated from amplitudes.

²Theoretical values of $\langle |L| \rangle$, $\langle L^2 \rangle$ for acentric reflections are 0.5, 0.333 respectively for untwinned datasets, and 0.375, 0.2 for perfectly twinned datasets.

5 Model quality [i](#)

5.1 Standard geometry [i](#)

Bond lengths and bond angles in the following residue types are not validated in this section: PTR

The Z score for a bond length (or angle) is the number of standard deviations the observed value is removed from the expected value. A bond length (or angle) with $|Z| > 5$ is considered an outlier worth inspection. RMSZ is the root-mean-square of all Z scores of the bond lengths (or angles).

Mol	Chain	Bond lengths		Bond angles	
		RMSZ	# Z >5	RMSZ	# Z >5
1	A	0.38	0/2489	0.63	0/3361
1	B	0.36	0/2462	0.61	0/3321
1	C	0.37	0/2489	0.63	1/3361 (0.0%)
1	D	0.37	0/2489	0.67	4/3361 (0.1%)
2	E	0.53	0/65	0.66	0/84
2	F	0.61	0/65	0.99	0/84
2	G	0.55	0/65	0.88	0/84
2	H	0.53	0/52	0.77	0/68
All	All	0.37	0/10176	0.64	5/13724 (0.0%)

Chiral center outliers are detected by calculating the chiral volume of a chiral center and verifying if the center is modelled as a planar moiety or with the opposite hand. A planarity outlier is detected by checking planarity of atoms in a peptide group, atoms in a mainchain group or atoms of a sidechain that are expected to be planar.

Mol	Chain	#Chirality outliers	#Planarity outliers
1	C	0	1
1	D	0	1
All	All	0	2

There are no bond length outliers.

All (5) bond angle outliers are listed below:

Mol	Chain	Res	Type	Atoms	Z	Observed(°)	Ideal(°)
1	D	142	TYR	CA-CB-CG	6.49	125.74	113.40
1	D	142	TYR	N-CA-CB	-6.39	99.09	110.60
1	C	142	TYR	CA-CB-CG	5.86	124.53	113.40
1	D	169	TYR	N-CA-CB	-5.76	100.23	110.60
1	D	168	ASP	N-CA-C	-5.61	95.86	111.00

There are no chirality outliers.

All (2) planarity outliers are listed below:

Mol	Chain	Res	Type	Group
1	C	142	TYR	Sidechain
1	D	142	TYR	Sidechain

5.2 Too-close contacts

In the following table, the Non-H and H(model) columns list the number of non-hydrogen atoms and hydrogen atoms in the chain respectively. The H(added) column lists the number of hydrogen atoms added and optimized by MolProbity. The Clashes column lists the number of clashes within the asymmetric unit, whereas Symm-Clashes lists symmetry-related clashes.

Mol	Chain	Non-H	H(model)	H(added)	Clashes	Symm-Clashes
1	A	2432	0	2422	212	0
1	B	2407	0	2402	235	0
1	C	2432	0	2422	262	0
1	D	2432	0	2422	243	0
2	E	81	0	49	9	0
2	F	81	0	49	15	0
2	G	81	0	49	14	0
2	H	69	0	39	8	0
3	A	40	0	0	4	0
3	B	34	0	0	1	0
3	C	35	0	0	2	0
3	D	26	0	0	1	0
3	E	3	0	0	0	0
3	G	1	0	0	0	0
3	H	1	0	0	1	0
All	All	10155	0	9854	959	0

The all-atom clashscore is defined as the number of clashes found per 1000 atoms (including hydrogen atoms). The all-atom clashscore for this structure is 48.

All (959) close contacts within the same asymmetric unit are listed below, sorted by their clash magnitude.

Atom-1	Atom-2	Interatomic distance (Å)	Clash overlap (Å)
1:D:265:MET:HB3	1:D:272:LEU:HD23	1.26	1.15
1:C:168:ASP:HB3	1:C:192:ASN:HD22	1.14	1.10
1:B:168:ASP:HB3	1:B:192:ASN:HD22	1.18	1.05
1:C:142:TYR:HB3	1:C:143:TRP:HE3	1.22	1.04

Continued on next page...

Continued from previous page...

Atom-1	Atom-2	Interatomic distance (Å)	Clash overlap (Å)
1:C:142:TYR:HB3	1:C:143:TRP:CE3	1.93	1.02
1:C:269:ARG:HB3	1:C:272:LEU:HD22	1.40	1.01
1:B:125:ILE:HG23	1:B:224:CYS:HB3	1.43	0.99
2:E:396:ASP:H	2:E:397:PRO:HD3	1.22	0.99
1:D:142:TYR:HB3	1:D:143:TRP:HE3	1.24	0.98
1:C:195:ASP:HB3	1:C:198:VAL:HB	1.45	0.97
1:D:142:TYR:HB3	1:D:143:TRP:CE3	1.99	0.96
1:C:269:ARG:HD2	1:C:270:PRO:HD2	1.46	0.96
1:B:3:GLN:HE22	1:B:252:ILE:N	1.65	0.95
1:A:100:ILE:HD11	1:A:222:PRO:HB2	1.49	0.94
1:D:3:GLN:HE22	1:D:252:ILE:H	1.10	0.94
1:A:90:ILE:HB	1:A:99:TYR:HB2	1.49	0.93
1:B:3:GLN:NE2	1:B:252:ILE:H	1.67	0.93
1:B:73:LEU:HB2	1:B:83:SER:HA	1.52	0.92
1:B:90:ILE:HB	1:B:99:TYR:HB2	1.52	0.91
1:B:262:ILE:HD12	1:B:273:VAL:HG21	1.51	0.91
1:D:227:SER:OG	2:H:394:PTR:O2P	1.88	0.90
1:C:141:ARG:O	1:C:142:TYR:HB2	1.69	0.89
2:E:396:ASP:N	2:E:397:PRO:HD3	1.87	0.89
1:A:269:ARG:HD2	1:A:270:PRO:HD2	1.52	0.88
1:C:48:VAL:HG21	1:C:70:ARG:HE	1.39	0.87
1:A:130:MET:HG2	1:A:191:LYS:HG2	1.57	0.87
1:D:169:TYR:OH	1:D:211:ASP:HB3	1.75	0.87
1:C:90:ILE:HB	1:C:99:TYR:HB2	1.56	0.86
1:D:275:THR:HG22	1:D:277:GLU:H	1.39	0.86
1:B:133:GLU:HB2	1:B:138:LYS:HE2	1.57	0.86
1:B:227:SER:OG	2:F:394:PTR:O2P	1.92	0.86
1:C:3:GLN:HE22	1:C:252:ILE:H	1.25	0.85
1:B:232:GLY:HA2	1:B:274:GLN:H	1.38	0.85
1:C:138:LYS:HA	1:C:138:LYS:NZ	1.92	0.84
1:D:70:ARG:HA	1:D:88:ASN:HD22	1.41	0.84
1:B:34:GLN:HE21	1:B:263:ARG:HD3	1.43	0.83
1:D:21:LYS:H	1:D:21:LYS:HD2	1.42	0.82
1:D:73:LEU:HB2	1:D:83:SER:HA	1.62	0.82
1:D:168:ASP:HB3	1:D:192:ASN:HD22	1.45	0.81
1:C:225:ILE:HG22	1:C:234:THR:HG23	1.63	0.81
1:B:233:ARG:O	1:B:237:ILE:HD12	1.80	0.80
1:C:199:PRO:O	1:C:202:ILE:HG12	1.81	0.80
1:C:244:TRP:CZ3	1:C:247:LEU:HD22	2.16	0.80
1:C:168:ASP:HB3	1:C:192:ASN:ND2	1.95	0.80
1:A:55:ILE:HA	1:A:58:ASN:HD22	1.45	0.80

Continued on next page...

Continued from previous page...

Atom-1	Atom-2	Interatomic distance (Å)	Clash overlap (Å)
1:D:102:THR:O	1:D:226:HIS:HB2	1.82	0.80
1:C:70:ARG:HA	1:C:88:ASN:ND2	1.98	0.78
1:B:93:VAL:HG21	1:B:245:MET:HG2	1.63	0.78
1:B:127:MET:HB3	1:B:189:HIS:HD2	1.48	0.78
1:D:66:TYR:H	1:D:88:ASN:HD21	1.29	0.78
1:B:37:LYS:HE2	1:B:41:ASP:OD2	1.82	0.78
1:D:117:ILE:HG23	1:D:122:VAL:HB	1.66	0.78
2:H:394:PTR:OH	3:H:79:HOH:O	2.02	0.78
1:C:105:PRO:HG3	1:C:142:TYR:CD1	2.19	0.78
1:A:117:ILE:HG23	1:A:122:VAL:HB	1.64	0.77
1:A:145:GLU:O	1:A:148:GLU:HB3	1.82	0.77
1:D:11:LEU:HD11	1:D:291:LYS:HG2	1.65	0.77
1:C:194:PRO:HB3	1:C:202:ILE:HG22	1.67	0.77
1:A:249:ASP:O	1:A:251:ILE:N	2.19	0.76
1:B:269:ARG:HD2	1:B:270:PRO:HD2	1.67	0.76
1:A:91:LYS:HG2	1:A:96:PRO:HA	1.68	0.76
1:D:130:MET:HG2	1:D:191:LYS:HD3	1.66	0.75
1:B:36:THR:O	1:B:39:LYS:HB3	1.86	0.75
1:A:244:TRP:CD1	1:A:248:LYS:HG3	2.21	0.75
1:B:282:VAL:O	1:B:286:VAL:HG23	1.87	0.75
2:E:396:ASP:N	2:E:397:PRO:CD	2.48	0.75
1:D:195:ASP:HB3	1:D:198:VAL:HB	1.66	0.74
1:B:244:TRP:O	1:B:248:LYS:HB2	1.88	0.74
1:B:117:ILE:HG23	1:B:122:VAL:HB	1.68	0.74
1:A:55:ILE:HA	1:A:58:ASN:ND2	2.02	0.74
1:A:105:PRO:O	1:A:140:GLU:HB2	1.87	0.74
1:A:271:SER:HB3	1:A:274:GLN:OE1	1.87	0.74
1:B:2:ASP:OD2	1:B:4:ARG:HB3	1.87	0.74
1:D:208:LEU:O	1:D:212:VAL:HG23	1.88	0.73
1:C:62:ASP:OD2	2:G:394:PTR:N	2.21	0.73
1:D:34:GLN:O	1:D:38:TYR:HB2	1.88	0.73
1:A:3:GLN:HE22	1:A:252:ILE:H	1.35	0.73
1:C:105:PRO:HG3	1:C:142:TYR:HD1	1.53	0.73
1:A:288:GLU:O	1:A:292:ARG:HG3	1.89	0.73
1:C:125:ILE:HG22	1:C:187:GLN:HG3	1.70	0.73
1:C:91:LYS:HG3	1:C:268:GLN:OE1	1.89	0.73
1:D:90:ILE:HD11	1:D:269:ARG:HB2	1.70	0.72
1:B:145:GLU:O	1:B:148:GLU:HB2	1.90	0.72
1:A:112:ASP:HA	1:A:115:ARG:HD3	1.70	0.72
1:C:282:VAL:O	1:C:286:VAL:HG23	1.89	0.72
1:A:168:ASP:HB3	1:A:192:ASN:HB2	1.70	0.71

Continued on next page...

Continued from previous page...

Atom-1	Atom-2	Interatomic distance (Å)	Clash overlap (Å)
1:B:55:ILE:HA	1:B:58:ASN:ND2	2.05	0.71
1:D:143:TRP:HE3	1:D:143:TRP:H	1.37	0.71
1:B:24:PHE:CD2	1:B:280:GLU:HG2	2.24	0.71
1:C:8:GLN:HA	1:C:8:GLN:HE21	1.54	0.71
1:A:6:ILE:HD13	1:A:254:GLU:HA	1.71	0.71
1:D:2:ASP:O	1:D:6:ILE:HG13	1.91	0.71
1:C:142:TYR:HE2	1:C:187:GLN:HE21	1.37	0.71
1:B:258:VAL:HG21	1:B:286:VAL:HG21	1.73	0.71
1:C:12:ASP:C	1:C:14:ALA:H	1.94	0.71
1:D:3:GLN:NE2	1:D:252:ILE:H	1.86	0.71
1:B:46:THR:HG22	1:B:65:PRO:O	1.89	0.70
1:A:249:ASP:O	1:A:251:ILE:HG12	1.91	0.70
1:C:3:GLN:O	1:C:7:LEU:HD13	1.90	0.70
1:B:53:LYS:O	1:B:57:LYS:HE3	1.92	0.70
1:D:28:PHE:HA	1:D:31:LEU:HD12	1.72	0.70
1:D:130:MET:HG2	1:D:191:LYS:CD	2.21	0.70
1:D:265:MET:CB	1:D:272:LEU:HD23	2.15	0.70
1:A:195:ASP:OD2	1:A:198:VAL:HG23	1.92	0.70
1:B:135:GLY:O	1:B:136:LYS:HD2	1.92	0.70
1:D:168:ASP:HB3	1:D:192:ASN:ND2	2.05	0.70
1:A:164:LYS:HE2	1:C:207:GLU:OE2	1.92	0.70
1:A:29:LEU:O	1:A:33:ARG:HG3	1.92	0.69
1:D:59:ARG:HB2	1:D:106:LEU:HD21	1.73	0.69
1:C:142:TYR:HE2	1:C:187:GLN:NE2	1.89	0.69
1:C:112:ASP:HA	1:C:115:ARG:HD3	1.74	0.69
1:C:257:SER:HB3	1:C:260:SER:OG	1.92	0.69
1:B:266:ARG:NH2	1:B:271:SER:HA	2.07	0.69
1:C:138:LYS:HA	1:C:138:LYS:HZ2	1.54	0.69
1:A:3:GLN:NE2	1:A:252:ILE:H	1.90	0.69
1:B:21:LYS:O	1:B:23:GLU:N	2.26	0.69
1:B:258:VAL:CG2	1:B:286:VAL:HG21	2.23	0.69
1:D:3:GLN:HE21	1:D:250:GLY:HA2	1.58	0.69
1:D:38:TYR:HD1	1:D:43:THR:HB	1.56	0.69
1:D:73:LEU:HG	1:D:83:SER:O	1.92	0.69
1:B:130:MET:HE1	1:B:191:LYS:HG2	1.74	0.69
1:B:202:ILE:O	1:B:205:ILE:HG22	1.93	0.68
1:C:32:LYS:HB2	1:C:32:LYS:NZ	2.07	0.68
1:C:70:ARG:HA	1:C:88:ASN:HD22	1.57	0.68
1:C:7:LEU:O	1:C:11:LEU:HB2	1.93	0.68
1:D:258:VAL:O	1:D:262:ILE:HG12	1.93	0.68
1:B:93:VAL:HG12	1:B:242:TYR:CE2	2.28	0.68

Continued on next page...

Continued from previous page...

Atom-1	Atom-2	Interatomic distance (Å)	Clash overlap (Å)
1:D:36:THR:O	1:D:38:TYR:N	2.24	0.68
1:A:184:THR:O	1:A:185:ILE:HD13	1.92	0.68
1:A:124:ILE:HD13	1:A:188:PHE:HE2	1.59	0.67
1:C:105:PRO:HD2	1:C:139:CYS:SG	2.34	0.67
1:A:114:TRP:CZ3	1:A:176:VAL:HG21	2.28	0.67
1:D:11:LEU:CD1	1:D:291:LYS:HG2	2.24	0.67
1:B:70:ARG:HH22	1:B:72:GLU:HA	1.60	0.67
1:C:195:ASP:OD2	1:C:198:VAL:HG23	1.95	0.67
1:C:232:GLY:O	1:C:236:VAL:HG23	1.94	0.67
1:B:143:TRP:HE1	1:B:172:ARG:CZ	2.07	0.67
1:D:10:PHE:HA	1:D:13:GLU:OE1	1.94	0.67
1:B:236:VAL:O	1:B:240:ILE:HG13	1.95	0.67
1:C:66:TYR:O	1:C:70:ARG:HB3	1.95	0.67
2:F:392:GLU:O	2:F:393:GLU:HG2	1.95	0.67
1:B:258:VAL:O	1:B:262:ILE:HG12	1.93	0.66
1:C:24:PHE:CG	1:C:280:GLU:HG2	2.31	0.66
1:C:194:PRO:CB	1:C:202:ILE:HG22	2.24	0.66
1:A:29:LEU:HG	1:A:33:ARG:HE	1.61	0.66
1:D:130:MET:CE	1:D:191:LYS:HD2	2.26	0.66
1:D:169:TYR:CZ	1:D:208:LEU:HA	2.30	0.66
1:B:196:PRO:HD3	3:B:326:HOH:O	1.94	0.66
1:C:206:LEU:HD22	1:C:289:LEU:HD21	1.76	0.66
1:C:38:TYR:CE2	1:C:267:THR:HG22	2.30	0.66
1:D:29:LEU:HD21	1:D:33:ARG:CZ	2.25	0.66
1:B:169:TYR:HA	1:B:189:HIS:O	1.96	0.66
1:D:203:ASP:O	1:D:207:GLU:HG2	1.96	0.66
1:A:117:ILE:HA	1:A:122:VAL:HG21	1.77	0.65
1:D:100:ILE:HB	1:D:224:CYS:HA	1.78	0.65
1:A:48:VAL:HG21	1:A:70:ARG:HE	1.60	0.65
1:D:236:VAL:O	1:D:240:ILE:HG13	1.96	0.65
1:D:249:ASP:O	1:D:251:ILE:HG12	1.96	0.65
1:C:142:TYR:CE2	1:C:187:GLN:NE2	2.65	0.65
1:C:143:TRP:O	1:C:151:LEU:HD22	1.95	0.65
1:B:9:LYS:O	1:B:13:GLU:HG3	1.96	0.65
1:B:66:TYR:H	1:B:88:ASN:HD21	1.42	0.65
1:D:195:ASP:H	1:D:201:SER:CB	2.10	0.65
1:D:129:CYS:HA	1:D:233:ARG:NH1	2.12	0.65
1:A:133:GLU:HG3	1:A:138:LYS:HG3	1.78	0.64
1:A:142:TYR:HD2	1:A:143:TRP:N	1.96	0.64
1:D:19:ILE:N	1:D:19:ILE:HD12	2.12	0.64
1:B:114:TRP:CZ3	1:B:176:VAL:HG21	2.32	0.64

Continued on next page...

Continued from previous page...

Atom-1	Atom-2	Interatomic distance (Å)	Clash overlap (Å)
1:D:21:LYS:HD2	1:D:21:LYS:N	2.13	0.64
1:C:125:ILE:O	1:C:187:GLN:HA	1.97	0.64
1:B:127:MET:HB3	1:B:189:HIS:CD2	2.33	0.64
1:D:89:PHE:CD1	1:D:97:LYS:HG2	2.32	0.64
1:D:93:VAL:HG23	1:D:94:TYR:N	2.13	0.64
1:A:269:ARG:HB3	1:A:272:LEU:HD22	1.79	0.64
1:B:1:MET:N	1:B:254:GLU:OE2	2.31	0.64
1:C:3:GLN:NE2	1:C:252:ILE:H	1.94	0.64
1:A:17:LYS:HD2	1:A:23:GLU:CD	2.18	0.63
1:B:14:ALA:C	1:B:16:SER:H	2.00	0.63
1:D:66:TYR:H	1:D:88:ASN:ND2	1.96	0.63
1:C:32:LYS:HB2	1:C:32:LYS:HZ2	1.64	0.63
1:B:34:GLN:O	1:B:38:TYR:HB2	1.98	0.63
1:B:124:ILE:HG21	1:B:212:VAL:HG13	1.79	0.63
1:D:55:ILE:HA	1:D:58:ASN:ND2	2.14	0.63
1:C:164:LYS:O	1:C:170:ILE:HG23	1.99	0.63
1:A:142:TYR:CD2	1:A:143:TRP:HE3	2.17	0.63
1:A:282:VAL:O	1:A:286:VAL:HG23	1.99	0.63
1:B:77:THR:O	1:B:78:SER:HB3	1.99	0.63
1:B:213:ARG:C	1:B:215:TYR:H	2.01	0.63
1:B:288:GLU:O	1:B:292:ARG:HG3	1.99	0.63
1:A:164:LYS:HB3	1:A:171:ILE:HB	1.81	0.62
1:A:287:LEU:O	1:A:291:LYS:HG3	1.97	0.62
1:B:87:ALA:HB2	1:B:102:THR:HB	1.81	0.62
1:B:247:LEU:HD21	1:B:293:GLN:HG2	1.79	0.62
1:A:85:ILE:HG12	1:A:86:ASN:N	2.14	0.62
1:B:246:LEU:HB2	1:B:252:ILE:HD13	1.80	0.62
1:A:77:THR:O	1:A:78:SER:HB3	1.98	0.62
1:A:142:TYR:HE2	1:A:187:GLN:NE2	1.97	0.62
1:C:19:ILE:O	1:C:19:ILE:HG22	1.98	0.62
1:A:127:MET:HG3	1:A:226:HIS:NE2	2.14	0.62
1:B:61:LYS:HE3	2:F:392:GLU:HB3	1.81	0.62
1:C:161:GLU:OE2	1:C:175:LYS:HE3	1.99	0.62
1:B:130:MET:CE	1:B:191:LYS:HA	2.29	0.62
1:A:145:GLU:O	1:A:148:GLU:CB	2.47	0.62
1:C:35:SER:O	1:C:39:LYS:HB3	2.00	0.62
1:D:81:ASP:HB3	1:D:115:ARG:CZ	2.30	0.62
1:C:70:ARG:NH1	1:C:72:GLU:HG2	2.15	0.62
1:A:164:LYS:HD3	1:A:171:ILE:HD12	1.82	0.61
1:D:70:ARG:HA	1:D:88:ASN:ND2	2.14	0.61
1:D:93:VAL:HG23	1:D:94:TYR:H	1.65	0.61

Continued on next page...

Continued from previous page...

Atom-1	Atom-2	Interatomic distance (Å)	Clash overlap (Å)
1:D:37:LYS:HG3	1:D:37:LYS:O	2.00	0.61
1:D:90:ILE:HB	1:D:99:TYR:HB2	1.82	0.61
1:D:63:ILE:HG22	1:D:63:ILE:O	2.00	0.61
1:B:127:MET:HA	1:B:226:HIS:CD2	2.35	0.61
1:C:90:ILE:HD11	1:C:269:ARG:HB2	1.81	0.61
1:B:85:ILE:HD13	1:B:116:MET:SD	2.40	0.61
1:B:119:GLU:O	1:B:119:GLU:HG2	2.00	0.61
1:C:193:TRP:CH2	1:C:233:ARG:HG2	2.36	0.61
1:A:117:ILE:HA	1:A:122:VAL:CG2	2.31	0.61
1:A:119:GLU:HG2	1:A:119:GLU:O	2.00	0.61
1:C:269:ARG:HB3	1:C:272:LEU:CD2	2.25	0.61
1:C:246:LEU:HD23	1:C:251:ILE:HD11	1.82	0.61
1:C:247:LEU:O	1:C:247:LEU:HD23	2.01	0.61
1:D:93:VAL:HG21	1:D:245:MET:HG2	1.82	0.60
1:C:61:LYS:HD3	2:G:392:GLU:HG2	1.83	0.60
1:A:225:ILE:HG22	1:A:234:THR:HG23	1.82	0.60
1:C:141:ARG:HB2	3:C:298:HOH:O	2.01	0.60
1:C:48:VAL:HG21	1:C:70:ARG:NE	2.14	0.60
1:A:265:MET:HB3	1:A:272:LEU:HD23	1.84	0.60
1:A:22:GLU:HB3	1:A:25:ALA:HB3	1.83	0.60
1:B:51:LYS:O	1:B:55:ILE:HG13	2.02	0.60
1:C:143:TRP:NE1	1:C:172:ARG:CZ	2.65	0.60
1:B:102:THR:O	1:B:226:HIS:HB2	2.02	0.60
1:C:2:ASP:OD1	1:C:5:GLU:HB2	2.01	0.60
1:C:265:MET:HB3	1:C:272:LEU:HD23	1.83	0.60
1:C:284:ASN:O	1:C:288:GLU:HB2	2.01	0.60
1:B:59:ARG:NH2	1:B:106:LEU:HD23	2.17	0.59
1:C:105:PRO:O	1:C:140:GLU:HB2	2.02	0.59
1:C:8:GLN:HA	1:C:8:GLN:NE2	2.17	0.59
1:D:125:ILE:CG2	1:D:142:TYR:OH	2.51	0.59
1:A:2:ASP:OD1	1:A:5:GLU:HG3	2.02	0.59
1:B:274:GLN:NE2	2:F:395:ASP:OD2	2.36	0.59
1:D:38:TYR:CD1	1:D:43:THR:HB	2.36	0.59
1:D:117:ILE:HA	1:D:122:VAL:HG21	1.85	0.59
1:D:166:LYS:NZ	1:D:166:LYS:HB3	2.17	0.59
1:C:8:GLN:HE21	1:C:8:GLN:CA	2.14	0.59
1:D:110:LEU:HD21	1:D:141:ARG:O	2.01	0.59
1:D:195:ASP:H	1:D:201:SER:HB2	1.68	0.59
1:B:231:CYS:O	1:B:234:THR:N	2.33	0.59
1:D:12:ASP:HA	1:D:15:GLN:HB2	1.84	0.58
1:B:38:TYR:CE2	1:B:267:THR:HG22	2.38	0.58

Continued on next page...

Continued from previous page...

Atom-1	Atom-2	Interatomic distance (Å)	Clash overlap (Å)
1:B:153:PHE:O	1:B:154:GLY:C	2.41	0.58
1:C:38:TYR:CE1	1:C:43:THR:HG21	2.38	0.58
1:C:133:GLU:HB2	1:C:138:LYS:HG3	1.84	0.58
1:A:283:TYR:CE2	1:A:287:LEU:HD22	2.39	0.58
1:C:62:ASP:O	1:C:63:ILE:HD13	2.02	0.58
2:G:396:ASP:OD1	2:G:397:PRO:HB3	2.02	0.58
1:D:54:ASN:HB3	1:D:84:TYR:CD2	2.38	0.58
1:A:212:VAL:O	1:A:215:TYR:HB2	2.04	0.58
1:D:70:ARG:NH1	1:D:72:GLU:HG2	2.18	0.58
1:D:144:ALA:CB	1:D:151:LEU:HD13	2.33	0.58
1:D:19:ILE:HD12	1:D:19:ILE:H	1.67	0.58
1:C:27:GLU:O	1:C:30:LYS:HG3	2.04	0.58
1:C:107:SER:HB3	1:C:140:GLU:OE2	2.03	0.58
1:D:190:TYR:HE2	1:D:194:PRO:HD3	1.68	0.58
1:A:127:MET:HA	1:A:226:HIS:CD2	2.38	0.58
1:B:6:ILE:HG23	1:B:254:GLU:HA	1.86	0.58
1:C:3:GLN:C	1:C:5:GLU:H	2.07	0.58
1:B:48:VAL:HG11	1:B:70:ARG:NE	2.18	0.57
1:C:29:LEU:O	1:C:29:LEU:HD12	2.04	0.57
2:E:392:GLU:O	2:E:392:GLU:HG2	2.04	0.57
2:E:396:ASP:H	2:E:397:PRO:CD	2.03	0.57
1:A:110:LEU:HD21	1:A:142:TYR:HB3	1.86	0.57
1:A:141:ARG:HD3	1:A:143:TRP:CE3	2.39	0.57
1:B:40:ALA:O	1:B:42:LYS:HD3	2.03	0.57
1:C:37:LYS:C	1:C:39:LYS:H	2.07	0.57
1:C:228:SER:HB3	2:G:394:PTR:O3P	2.04	0.57
1:D:28:PHE:O	1:D:31:LEU:HB2	2.03	0.57
1:D:169:TYR:CE1	1:D:188:PHE:HD1	2.23	0.57
1:D:171:ILE:HA	1:D:187:GLN:O	2.04	0.57
1:C:119:GLU:HG2	1:C:119:GLU:O	2.04	0.57
1:B:78:SER:O	1:B:81:ASP:HB2	2.04	0.57
1:C:30:LYS:O	1:C:33:ARG:HB2	2.05	0.57
1:C:35:SER:HA	1:C:38:TYR:HB3	1.86	0.57
1:C:141:ARG:HD2	1:C:142:TYR:H	1.68	0.57
1:A:85:ILE:HG12	1:A:86:ASN:H	1.69	0.57
1:B:151:LEU:HD12	1:B:151:LEU:N	2.20	0.57
1:D:269:ARG:HB3	1:D:272:LEU:HD22	1.87	0.57
1:C:48:VAL:HG11	1:C:70:ARG:NE	2.19	0.57
1:C:141:ARG:NH1	1:C:145:GLU:OE2	2.37	0.57
1:C:244:TRP:HE3	1:C:244:TRP:O	1.88	0.57
1:D:114:TRP:CZ2	1:D:158:VAL:HG21	2.40	0.57

Continued on next page...

Continued from previous page...

Atom-1	Atom-2	Interatomic distance (Å)	Clash overlap (Å)
1:D:163:GLU:HG3	1:D:172:ARG:HG2	1.87	0.57
1:A:33:ARG:O	1:A:36:THR:HB	2.05	0.57
1:A:127:MET:HE2	1:A:189:HIS:HE1	1.69	0.57
1:B:71:VAL:HG22	1:B:89:PHE:CZ	2.39	0.56
1:C:194:PRO:HB3	1:C:202:ILE:HA	1.86	0.56
1:A:29:LEU:CD2	1:A:33:ARG:HH21	2.17	0.56
1:A:130:MET:HE3	1:A:191:LYS:HD3	1.87	0.56
1:A:132:TYR:CE2	1:B:141:ARG:HG2	2.40	0.56
1:A:133:GLU:OE1	1:A:138:LYS:HD2	2.05	0.56
1:C:12:ASP:O	1:C:14:ALA:N	2.38	0.56
1:D:81:ASP:HB3	1:D:115:ARG:NH2	2.20	0.56
1:C:176:VAL:HG12	1:C:177:LYS:N	2.21	0.56
1:A:66:TYR:H	1:A:88:ASN:HD21	1.53	0.56
1:B:143:TRP:NE1	1:B:172:ARG:NH1	2.53	0.56
1:B:263:ARG:O	1:B:267:THR:HG23	2.04	0.56
1:D:275:THR:HG22	1:D:277:GLU:N	2.15	0.56
1:B:265:MET:HB3	1:B:272:LEU:CD2	2.36	0.56
1:A:203:ASP:N	1:A:204:PRO:CD	2.68	0.56
1:D:102:THR:O	1:D:226:HIS:CB	2.51	0.56
1:D:68:TYR:HE2	1:D:267:THR:O	1.89	0.56
1:D:153:PHE:O	1:D:154:GLY:C	2.44	0.56
1:A:169:TYR:HE1	1:A:188:PHE:HD1	1.54	0.56
1:B:236:VAL:HG13	1:B:282:VAL:HG22	1.88	0.56
1:C:132:TYR:CE2	1:D:141:ARG:HG2	2.40	0.56
1:B:166:LYS:HE2	1:C:5:GLU:HG3	1.86	0.55
1:C:59:ARG:CZ	1:C:106:LEU:HD23	2.37	0.55
1:B:64:LEU:HD23	1:B:64:LEU:N	2.22	0.55
1:D:244:TRP:HE3	1:D:244:TRP:O	1.90	0.55
1:D:19:ILE:HG23	1:D:23:GLU:HB2	1.89	0.55
1:B:100:ILE:HD11	1:B:222:PRO:HB2	1.89	0.55
1:B:56:LYS:HZ3	1:B:108:THR:HB	1.71	0.55
1:B:100:ILE:HD11	1:B:222:PRO:CB	2.36	0.55
1:C:127:MET:HA	1:C:226:HIS:NE2	2.22	0.55
1:D:49:ALA:HA	1:D:84:TYR:CE1	2.41	0.55
1:D:130:MET:HE3	1:D:191:LYS:HD2	1.87	0.55
1:A:132:TYR:HE2	1:B:141:ARG:HG2	1.72	0.55
1:A:210:TRP:O	1:A:214:CYS:HB2	2.06	0.55
1:B:118:TRP:C	1:B:120:TYR:H	2.10	0.55
1:B:157:SER:O	1:B:176:VAL:HA	2.06	0.55
1:B:246:LEU:CB	1:B:252:ILE:HD13	2.35	0.55
1:A:24:PHE:CD2	1:A:280:GLU:HG2	2.42	0.55

Continued on next page...

Continued from previous page...

Atom-1	Atom-2	Interatomic distance (Å)	Clash overlap (Å)
1:A:71:VAL:HA	1:A:89:PHE:CE2	2.42	0.55
1:A:124:ILE:HD13	1:A:188:PHE:CE2	2.42	0.55
1:D:12:ASP:HA	1:D:15:GLN:CB	2.37	0.55
1:A:130:MET:HG2	1:A:191:LYS:NZ	2.21	0.55
1:B:35:SER:HA	1:B:38:TYR:HB3	1.89	0.55
1:C:65:PRO:HD3	1:C:86:ASN:ND2	2.22	0.55
1:A:144:ALA:O	1:A:160:CYS:HB2	2.07	0.55
1:B:133:GLU:HB2	1:B:138:LYS:CE	2.35	0.55
1:D:100:ILE:HG21	1:D:116:MET:HE1	1.89	0.55
1:D:186:TYR:CD1	1:D:215:TYR:HE2	2.25	0.55
1:C:113:PHE:CZ	1:C:142:TYR:CE1	2.95	0.54
1:D:174:LEU:O	1:D:175:LYS:HD2	2.07	0.54
1:A:174:LEU:HB2	1:A:185:ILE:HB	1.89	0.54
1:C:59:ARG:HA	1:C:106:LEU:HD11	1.88	0.54
1:C:249:ASP:O	1:C:251:ILE:HG23	2.06	0.54
1:D:60:TYR:CE2	1:D:229:ALA:HB2	2.42	0.54
1:B:227:SER:OG	2:F:394:PTR:P	2.65	0.54
1:A:46:THR:O	1:A:48:VAL:N	2.40	0.54
1:B:87:ALA:CB	1:B:102:THR:HB	2.38	0.54
1:B:247:LEU:H	1:B:252:ILE:HD11	1.73	0.54
1:D:76:ILE:CD1	1:D:81:ASP:HB2	2.37	0.54
1:D:227:SER:OG	2:H:394:PTR:P	2.65	0.54
1:B:247:LEU:CD2	1:B:293:GLN:HE21	2.21	0.54
1:B:34:GLN:NE2	1:B:263:ARG:HD3	2.18	0.53
1:D:188:PHE:CD2	1:D:212:VAL:HG22	2.43	0.53
1:A:117:ILE:CG2	1:A:122:VAL:HB	2.36	0.53
1:B:124:ILE:HG12	1:B:186:TYR:HB2	1.90	0.53
1:B:247:LEU:N	1:B:252:ILE:HD11	2.22	0.53
1:C:70:ARG:HG3	1:C:70:ARG:O	2.08	0.53
1:C:138:LYS:HA	1:C:138:LYS:HZ3	1.69	0.53
1:D:78:SER:N	1:D:81:ASP:OD2	2.41	0.53
2:F:398:PHE:CD1	2:F:398:PHE:OXT	2.61	0.53
1:A:130:MET:HG2	1:A:191:LYS:CG	2.35	0.53
1:C:32:LYS:NZ	1:C:32:LYS:CB	2.71	0.53
1:D:8:GLN:HA	1:D:8:GLN:NE2	2.23	0.53
1:D:76:ILE:HD13	1:D:81:ASP:HB2	1.90	0.53
1:A:60:TYR:CG	2:E:394:PTR:HB3	2.44	0.53
1:A:88:ASN:HB2	1:A:269:ARG:HD3	1.89	0.53
1:D:35:SER:HB2	1:D:266:ARG:HH21	1.74	0.53
2:F:398:PHE:OXT	2:F:398:PHE:HD1	1.91	0.53
1:B:3:GLN:HE22	1:B:252:ILE:H	0.81	0.53

Continued on next page...

Continued from previous page...

Atom-1	Atom-2	Interatomic distance (Å)	Clash overlap (Å)
1:B:12:ASP:C	1:B:14:ALA:H	2.10	0.53
1:C:230:GLY:HA2	1:C:234:THR:OG1	2.07	0.53
1:C:287:LEU:O	1:C:291:LYS:HG3	2.08	0.53
1:B:231:CYS:O	1:B:232:GLY:C	2.47	0.53
1:D:66:TYR:O	1:D:70:ARG:HB3	2.09	0.53
1:A:231:CYS:O	1:A:232:GLY:C	2.47	0.53
1:B:14:ALA:C	1:B:16:SER:N	2.61	0.53
1:B:246:LEU:HB2	1:B:252:ILE:CD1	2.38	0.53
1:A:143:TRP:O	1:A:151:LEU:HD22	2.08	0.53
1:D:230:GLY:HA2	1:D:234:THR:OG1	2.09	0.53
1:B:56:LYS:NZ	1:B:108:THR:HB	2.23	0.52
1:B:157:SER:HB2	1:B:177:LYS:HB2	1.92	0.52
1:C:165:ARG:NH1	1:C:170:ILE:HD13	2.25	0.52
2:H:394:PTR:C	2:H:396:ASP:H	2.22	0.52
1:A:166:LYS:HE2	1:C:207:GLU:OE2	2.09	0.52
1:B:87:ALA:HB2	1:B:102:THR:CB	2.38	0.52
1:C:15:GLN:O	1:C:19:ILE:HG12	2.10	0.52
1:B:143:TRP:NE1	1:B:172:ARG:CZ	2.73	0.52
1:B:193:TRP:CH2	1:B:233:ARG:HG2	2.44	0.52
1:B:23:GLU:O	1:B:27:GLU:HB2	2.10	0.52
1:B:37:LYS:C	1:B:39:LYS:H	2.11	0.52
1:B:39:LYS:HG2	1:B:40:ALA:N	2.24	0.52
1:D:89:PHE:O	1:D:90:ILE:HD13	2.10	0.52
1:A:15:GLN:N	1:A:15:GLN:OE1	2.42	0.52
1:A:68:TYR:HB3	3:A:298:HOH:O	2.08	0.52
1:A:77:THR:O	1:A:78:SER:CB	2.58	0.52
1:A:132:TYR:OH	1:B:141:ARG:HB3	2.10	0.52
1:D:125:ILE:HG21	1:D:142:TYR:OH	2.09	0.52
1:B:71:VAL:HG22	1:B:89:PHE:CE2	2.44	0.52
1:D:265:MET:HB3	1:D:272:LEU:CD2	2.17	0.52
1:A:90:ILE:HD11	1:A:269:ARG:HB2	1.91	0.52
1:B:61:LYS:HG2	2:F:392:GLU:O	2.09	0.52
1:B:90:ILE:HB	1:B:99:TYR:CB	2.32	0.52
1:A:128:ALA:O	1:A:129:CYS:HB3	2.09	0.52
1:A:230:GLY:HA2	1:A:234:THR:OG1	2.10	0.52
1:C:142:TYR:CB	1:C:143:TRP:HE3	2.10	0.52
1:C:278:GLN:O	1:C:281:LEU:HB3	2.10	0.52
1:D:49:ALA:HB1	1:D:65:PRO:HD2	1.90	0.52
1:B:57:LYS:HD2	1:B:84:TYR:HD2	1.74	0.52
1:C:211:ASP:HA	1:C:214:CYS:SG	2.50	0.52
1:A:6:ILE:HG21	1:A:253:PRO:O	2.10	0.52

Continued on next page...

Continued from previous page...

Atom-1	Atom-2	Interatomic distance (Å)	Clash overlap (Å)
1:C:244:TRP:O	1:C:248:LYS:HB2	2.09	0.52
1:D:116:MET:HE1	1:D:224:CYS:SG	2.50	0.52
1:A:26:ASN:O	1:A:29:LEU:HB3	2.09	0.51
1:A:195:ASP:HB3	1:A:198:VAL:HB	1.90	0.51
1:C:88:ASN:HB2	1:C:269:ARG:HD3	1.91	0.51
1:D:143:TRP:O	1:D:151:LEU:HD22	2.11	0.51
1:D:271:SER:O	1:D:272:LEU:C	2.48	0.51
1:D:161:GLU:CD	1:D:175:LYS:HD3	2.29	0.51
1:A:143:TRP:NE1	1:A:172:ARG:NH1	2.59	0.51
1:B:93:VAL:CG2	1:B:245:MET:HG2	2.36	0.51
1:B:150:GLN:O	1:B:150:GLN:HG3	2.10	0.51
1:A:133:GLU:CG	1:A:138:LYS:HG3	2.40	0.51
1:C:288:GLU:O	1:C:292:ARG:HG3	2.11	0.51
1:A:148:GLU:HG2	1:A:148:GLU:O	2.10	0.51
1:C:61:LYS:HD3	2:G:392:GLU:CB	2.41	0.51
1:C:89:PHE:O	1:C:90:ILE:HD13	2.11	0.51
1:D:66:TYR:O	1:D:70:ARG:N	2.32	0.51
1:A:246:LEU:HA	1:A:251:ILE:CG1	2.41	0.51
1:B:55:ILE:HA	1:B:58:ASN:HD21	1.74	0.51
1:C:184:THR:O	1:C:184:THR:HG22	2.11	0.51
1:C:244:TRP:HZ3	1:C:247:LEU:HD22	1.72	0.51
1:D:8:GLN:HA	1:D:8:GLN:HE21	1.74	0.51
1:B:144:ALA:CB	1:B:151:LEU:HD13	2.40	0.51
1:B:277:GLU:CD	1:B:277:GLU:H	2.14	0.51
1:D:8:GLN:HE21	1:D:8:GLN:CA	2.24	0.51
1:D:166:LYS:O	1:D:167:SER:O	2.29	0.51
1:D:196:HIS:CG	1:D:277:GLU:HB3	2.45	0.51
1:A:33:ARG:O	1:A:36:THR:N	2.44	0.51
1:A:199:PRO:O	1:A:201:SER:N	2.44	0.51
1:B:14:ALA:O	1:B:16:SER:N	2.44	0.51
1:C:141:ARG:HG3	1:D:132:TYR:CE2	2.46	0.51
1:C:189:HIS:CE1	1:C:191:LYS:HE3	2.46	0.51
1:D:3:GLN:NE2	1:D:251:ILE:N	2.59	0.51
1:D:6:ILE:HD13	1:D:254:GLU:HA	1.94	0.50
1:D:117:ILE:HA	1:D:122:VAL:CG2	2.41	0.50
1:C:65:PRO:HB2	1:C:88:ASN:HD21	1.77	0.50
1:C:143:TRP:HE1	1:C:172:ARG:CZ	2.24	0.50
1:C:153:PHE:O	1:C:154:GLY:C	2.47	0.50
1:D:119:GLU:O	1:D:119:GLU:HG2	2.11	0.50
1:A:135:GLY:HA2	1:B:151:LEU:HA	1.93	0.50
1:D:89:PHE:CE1	1:D:97:LYS:HG2	2.46	0.50

Continued on next page...

Continued from previous page...

Atom-1	Atom-2	Interatomic distance (Å)	Clash overlap (Å)
1:D:195:ASP:O	1:D:197:ASP:N	2.44	0.50
1:A:141:ARG:NH1	1:A:145:GLU:OE2	2.44	0.50
1:C:166:LYS:O	1:C:167:SER:C	2.50	0.50
1:D:128:ALA:O	1:D:129:CYS:HB3	2.12	0.50
1:A:84:TYR:CG	1:A:85:ILE:N	2.79	0.50
1:B:163:GLU:HG3	1:B:172:ARG:HG2	1.92	0.50
1:C:3:GLN:HE21	1:C:250:GLY:HA2	1.77	0.50
1:D:29:LEU:HD23	1:D:30:LYS:N	2.26	0.50
1:D:33:ARG:O	1:D:36:THR:HB	2.10	0.50
1:D:169:TYR:HE1	1:D:188:PHE:HD1	1.60	0.50
1:A:93:VAL:HG11	1:A:245:MET:HB3	1.94	0.50
1:C:165:ARG:NH1	1:C:170:ILE:CD1	2.74	0.50
1:D:195:ASP:CB	1:D:198:VAL:HB	2.39	0.50
1:A:110:LEU:CD2	1:A:142:TYR:HB3	2.42	0.50
1:B:184:THR:O	1:B:185:ILE:HD13	2.11	0.50
1:C:247:LEU:HD21	1:C:293:GLN:NE2	2.27	0.50
1:D:210:TRP:CD1	1:D:210:TRP:C	2.85	0.50
1:B:165:ARG:NE	1:C:294:MET:HB3	2.27	0.50
1:D:112:ASP:HA	1:D:115:ARG:HD3	1.94	0.50
1:D:144:ALA:HB2	1:D:151:LEU:HD13	1.94	0.50
1:D:287:LEU:O	1:D:291:LYS:HG3	2.12	0.50
1:B:42:LYS:HD3	1:B:42:LYS:N	2.27	0.50
1:B:61:LYS:O	1:B:64:LEU:HD21	2.11	0.50
1:B:143:TRP:HD1	1:B:172:ARG:HD2	1.77	0.50
1:C:61:LYS:HB2	2:G:392:GLU:HB3	1.93	0.49
1:B:247:LEU:HD23	1:B:247:LEU:O	2.11	0.49
1:A:272:LEU:O	1:A:273:VAL:HB	2.11	0.49
1:B:62:ASP:OD1	1:B:63:ILE:HG12	2.12	0.49
1:B:70:ARG:NH2	1:B:71:VAL:O	2.45	0.49
1:C:46:THR:HG22	1:C:65:PRO:O	2.13	0.49
1:A:91:LYS:HG3	1:A:268:GLN:OE1	2.13	0.49
1:B:144:ALA:HB2	1:B:151:LEU:HD13	1.94	0.49
1:C:41:ASP:HB2	1:C:43:THR:OG1	2.11	0.49
1:C:293:GLN:NE2	1:C:293:GLN:HA	2.27	0.49
1:D:38:TYR:HD1	1:D:43:THR:CB	2.24	0.49
1:D:66:TYR:CD2	1:D:270:PRO:HD3	2.47	0.49
1:C:265:MET:CB	1:C:272:LEU:HD23	2.42	0.49
1:D:17:LYS:HD3	1:D:17:LYS:C	2.32	0.49
1:A:193:TRP:CZ2	1:A:233:ARG:HG2	2.47	0.49
1:B:135:GLY:O	1:B:136:LYS:CD	2.59	0.49
1:A:27:GLU:O	1:A:29:LEU:N	2.45	0.49

Continued on next page...

Continued from previous page...

Atom-1	Atom-2	Interatomic distance (Å)	Clash overlap (Å)
1:B:107:SER:N	1:B:140:GLU:HG3	2.28	0.49
1:D:19:ILE:CG2	1:D:23:GLU:HB2	2.43	0.49
1:D:168:ASP:CB	1:D:192:ASN:HD22	2.20	0.49
1:A:48:VAL:HG12	1:A:84:TYR:HD1	1.78	0.49
1:D:70:ARG:CZ	1:D:72:GLU:HG2	2.43	0.49
1:D:84:TYR:CG	1:D:85:ILE:N	2.81	0.49
1:A:48:VAL:HG23	1:A:67:ASP:OD2	2.13	0.49
1:A:179:ASN:O	1:A:180:SER:HB2	2.13	0.49
1:C:196:HIS:C	1:C:196:HIS:CD2	2.85	0.49
1:D:161:GLU:HB2	1:D:175:LYS:CG	2.42	0.49
1:A:143:TRP:NE1	1:A:172:ARG:CZ	2.76	0.49
1:B:29:LEU:HG	1:B:33:ARG:NH1	2.27	0.49
1:C:141:ARG:NH2	1:C:151:LEU:HD21	2.28	0.49
3:C:299:HOH:O	2:G:395:ASP:HB2	2.12	0.49
1:D:110:LEU:HD11	1:D:141:ARG:O	2.13	0.49
1:D:90:ILE:HD11	1:D:269:ARG:CB	2.39	0.48
1:B:190:TYR:OH	1:B:194:PRO:HD3	2.12	0.48
1:C:3:GLN:C	1:C:5:GLU:N	2.64	0.48
1:C:247:LEU:HD23	1:C:247:LEU:C	2.33	0.48
1:D:77:THR:HB	1:D:155:PRO:HG3	1.94	0.48
1:D:243:THR:HG21	1:D:286:VAL:HG13	1.94	0.48
1:A:8:GLN:NE2	1:A:8:GLN:HA	2.28	0.48
1:A:142:TYR:CD2	1:A:143:TRP:CE3	3.01	0.48
1:A:142:TYR:CE2	1:A:187:GLN:NE2	2.80	0.48
1:C:133:GLU:HB2	1:C:138:LYS:HD2	1.94	0.48
1:D:202:ILE:O	1:D:205:ILE:HG22	2.13	0.48
2:F:395:ASP:O	2:F:396:ASP:HB2	2.14	0.48
1:A:34:GLN:NE2	1:A:263:ARG:HD3	2.29	0.48
1:A:225:ILE:HD12	1:A:238:CYS:SG	2.53	0.48
1:B:124:ILE:HD11	1:B:215:TYR:HB3	1.96	0.48
1:C:132:TYR:CZ	1:D:141:ARG:HG2	2.48	0.48
1:D:130:MET:HE2	1:D:191:LYS:HD2	1.95	0.48
1:C:158:VAL:HG22	1:C:176:VAL:HG22	1.95	0.48
1:A:17:LYS:HA	1:A:23:GLU:OE1	2.13	0.48
1:A:38:TYR:CD1	1:A:43:THR:HG21	2.48	0.48
1:A:68:TYR:HE2	1:A:267:THR:O	1.96	0.48
1:C:140:GLU:O	1:C:141:ARG:O	2.31	0.48
1:D:144:ALA:HB1	1:D:151:LEU:HD13	1.95	0.48
1:C:246:LEU:CB	1:C:252:ILE:HD13	2.43	0.48
1:D:143:TRP:CD1	1:D:172:ARG:HD2	2.49	0.48
1:B:24:PHE:CE2	1:B:280:GLU:HA	2.49	0.48

Continued on next page...

Continued from previous page...

Atom-1	Atom-2	Interatomic distance (Å)	Clash overlap (Å)
1:B:59:ARG:HG3	1:B:59:ARG:HH11	1.78	0.48
1:C:176:VAL:CG1	1:C:177:LYS:N	2.77	0.48
1:D:105:PRO:HG3	1:D:142:TYR:HD1	1.79	0.48
1:D:193:TRP:CE2	1:D:233:ARG:HG2	2.49	0.48
1:A:84:TYR:CD2	1:A:85:ILE:N	2.82	0.48
1:A:199:PRO:C	1:A:201:SER:H	2.17	0.48
1:B:73:LEU:HB3	1:B:115:ARG:NH2	2.29	0.48
1:B:167:SER:OG	1:C:2:ASP:OD2	2.32	0.48
1:B:227:SER:HG	2:F:394:PTR:P	2.36	0.48
1:D:39:LYS:O	1:D:42:LYS:HD3	2.14	0.48
1:A:130:MET:HG2	1:A:191:LYS:HZ3	1.79	0.47
1:A:258:VAL:O	1:A:262:ILE:HG12	2.14	0.47
1:B:244:TRP:HA	1:B:244:TRP:CE3	2.48	0.47
1:C:132:TYR:HB2	1:D:148:GLU:OE2	2.14	0.47
1:C:277:GLU:H	1:C:277:GLU:CD	2.18	0.47
2:H:392:GLU:O	2:H:393:GLU:HB2	2.14	0.47
1:A:51:LYS:HE3	1:A:54:ASN:ND2	2.29	0.47
1:A:59:ARG:CZ	1:A:138:LYS:O	2.62	0.47
1:B:155:PRO:HG2	1:B:178:PHE:HE1	1.79	0.47
1:B:265:MET:HB3	1:B:272:LEU:HD23	1.96	0.47
1:C:195:ASP:HB3	1:C:201:SER:OG	2.14	0.47
1:D:150:GLN:O	1:D:150:GLN:HG3	2.13	0.47
1:A:276:GLN:O	1:A:280:GLU:HG3	2.13	0.47
1:B:8:GLN:CA	1:B:8:GLN:HE21	2.26	0.47
1:A:3:GLN:HE22	1:A:252:ILE:HG12	1.80	0.47
1:A:64:LEU:O	1:A:270:PRO:HG3	2.14	0.47
1:A:177:LYS:HE2	1:A:182:THR:HG23	1.96	0.47
1:A:236:VAL:O	1:A:240:ILE:HG13	2.13	0.47
1:D:36:THR:O	1:D:39:LYS:N	2.47	0.47
1:A:246:LEU:HB2	1:A:252:ILE:HD13	1.96	0.47
1:B:122:VAL:HG12	1:B:123:LEU:N	2.29	0.47
1:C:21:LYS:O	1:C:23:GLU:N	2.48	0.47
1:C:89:PHE:CD1	1:C:97:LYS:HG2	2.49	0.47
1:D:26:ASN:O	1:D:29:LEU:HB3	2.13	0.47
1:A:11:LEU:HD13	1:A:287:LEU:CD1	2.45	0.47
1:B:66:TYR:O	1:B:70:ARG:HB3	2.15	0.47
1:C:195:ASP:O	1:C:198:VAL:N	2.48	0.47
1:D:130:MET:HB3	1:D:191:LYS:NZ	2.29	0.47
1:D:188:PHE:CG	1:D:212:VAL:HG22	2.50	0.47
1:A:74:SER:N	1:A:119:GLU:OE1	2.34	0.47
1:A:127:MET:HG3	1:A:226:HIS:CE1	2.50	0.47

Continued on next page...

Continued from previous page...

Atom-1	Atom-2	Interatomic distance (Å)	Clash overlap (Å)
1:A:159:SER:OG	1:A:175:LYS:HB2	2.14	0.47
1:A:164:LYS:CB	1:A:171:ILE:HB	2.45	0.47
1:B:34:GLN:HE21	1:B:263:ARG:CD	2.19	0.47
1:B:34:GLN:O	1:B:38:TYR:CB	2.63	0.47
1:B:213:ARG:C	1:B:215:TYR:N	2.67	0.47
1:C:24:PHE:CD2	1:C:280:GLU:HG2	2.49	0.47
1:C:142:TYR:CD2	1:C:143:TRP:HE3	2.33	0.47
1:C:251:ILE:O	1:C:251:ILE:HG13	2.15	0.47
1:C:258:VAL:HG12	1:C:258:VAL:O	2.14	0.47
1:D:66:TYR:O	1:D:67:ASP:C	2.53	0.47
1:D:111:LEU:O	1:D:115:ARG:HG3	2.15	0.47
1:D:196:HIS:ND1	1:D:277:GLU:HB3	2.30	0.47
2:F:397:PRO:O	2:F:398:PHE:CB	2.63	0.47
1:B:143:TRP:CD1	1:B:172:ARG:HD2	2.50	0.47
1:C:14:ALA:O	1:C:18:LYS:HG3	2.14	0.47
1:C:59:ARG:HG3	1:C:106:LEU:HD21	1.96	0.47
1:C:246:LEU:HB3	1:C:252:ILE:HD13	1.96	0.47
1:B:247:LEU:HD21	1:B:293:GLN:CG	2.45	0.47
1:C:52:PRO:O	1:C:55:ILE:HG13	2.15	0.47
1:B:73:LEU:CB	1:B:83:SER:HA	2.34	0.47
1:C:172:ARG:NH1	1:C:187:GLN:OE1	2.48	0.47
1:D:48:VAL:HA	1:D:51:LYS:HG3	1.97	0.47
1:D:151:LEU:N	1:D:151:LEU:HD12	2.30	0.47
1:A:151:LEU:N	1:A:151:LEU:HD12	2.29	0.46
1:B:125:ILE:CG2	1:B:224:CYS:HB3	2.31	0.46
1:C:29:LEU:O	1:C:33:ARG:HG3	2.15	0.46
1:C:264:GLU:O	1:C:265:MET:C	2.51	0.46
1:D:68:TYR:CE2	1:D:267:THR:O	2.67	0.46
1:D:232:GLY:CA	1:D:278:GLN:HE22	2.28	0.46
2:H:395:ASP:O	2:H:395:ASP:CG	2.52	0.46
1:B:8:GLN:HE21	1:B:8:GLN:HA	1.80	0.46
1:B:44:TYR:HB3	1:B:66:TYR:CD1	2.49	0.46
1:C:141:ARG:HD2	1:C:142:TYR:N	2.30	0.46
1:C:247:LEU:HD21	1:C:293:GLN:CD	2.35	0.46
1:B:42:LYS:HD3	1:B:42:LYS:H	1.81	0.46
1:B:77:THR:O	1:B:78:SER:CB	2.64	0.46
1:B:196:PRO:O	1:B:202:ILE:HG13	2.15	0.46
1:A:100:ILE:CD1	1:A:222:PRO:HB2	2.35	0.46
1:A:178:PHE:O	1:A:181:GLU:N	2.39	0.46
1:B:73:LEU:HB2	1:B:83:SER:CA	2.36	0.46
1:B:201:SER:C	1:B:204:PRO:HD2	2.36	0.46

Continued on next page...

Continued from previous page...

Atom-1	Atom-2	Interatomic distance (Å)	Clash overlap (Å)
1:C:133:GLU:HB2	1:C:138:LYS:CG	2.45	0.46
1:C:276:GLN:O	1:C:280:GLU:HG3	2.16	0.46
1:A:6:ILE:HD11	1:A:254:GLU:HG2	1.97	0.46
1:A:8:GLN:HA	1:A:8:GLN:HE21	1.79	0.46
1:B:3:GLN:HE21	1:B:250:GLY:C	2.18	0.46
1:B:46:THR:O	1:B:48:VAL:N	2.48	0.46
1:C:231:CYS:O	1:C:272:LEU:HD12	2.15	0.46
1:D:288:GLU:O	1:D:292:ARG:HG3	2.16	0.46
1:A:264:GLU:O	1:A:267:THR:N	2.46	0.46
1:B:283:TYR:CE2	1:B:287:LEU:HD22	2.51	0.46
1:C:59:ARG:O	1:C:59:ARG:HG2	2.16	0.46
1:D:88:ASN:HB2	1:D:269:ARG:HD3	1.96	0.46
1:D:91:LYS:HA	1:D:96:PRO:HA	1.98	0.46
1:D:249:ASP:O	1:D:250:GLY:C	2.54	0.46
1:A:14:ALA:C	1:A:16:SER:H	2.18	0.46
1:A:31:LEU:O	1:A:34:GLN:N	2.49	0.46
1:A:59:ARG:HG3	1:A:59:ARG:HH11	1.80	0.46
1:A:74:SER:O	1:A:76:ILE:N	2.49	0.46
1:A:274:GLN:NE2	3:A:328:HOH:O	2.48	0.46
1:B:60:TYR:CD2	1:B:229:ALA:HB2	2.50	0.46
1:C:44:TYR:HB3	1:C:66:TYR:CD1	2.50	0.46
1:C:142:TYR:HB3	1:C:143:TRP:CZ3	2.47	0.46
1:C:167:SER:OG	1:C:168:ASP:N	2.49	0.46
1:C:176:VAL:O	1:C:182:THR:HA	2.16	0.46
1:D:55:ILE:HA	1:D:58:ASN:HD22	1.81	0.46
1:D:261:LEU:HD11	1:D:265:MET:HE3	1.98	0.46
1:A:246:LEU:CB	1:A:252:ILE:HD13	2.45	0.46
1:C:3:GLN:HE22	1:C:252:ILE:HG12	1.80	0.46
1:C:107:SER:C	1:C:109:THR:H	2.20	0.46
1:C:62:ASP:CG	2:G:394:PTR:N	2.70	0.46
1:C:117:ILE:HG23	1:C:122:VAL:HB	1.97	0.46
1:D:10:PHE:CE1	1:D:256:PHE:O	2.69	0.46
1:C:61:LYS:HD3	2:G:392:GLU:HB3	1.98	0.45
1:D:73:LEU:HD21	1:D:85:ILE:HG21	1.98	0.45
1:A:113:PHE:O	1:A:117:ILE:HG12	2.16	0.45
1:A:141:ARG:HG2	1:B:132:TYR:HE2	1.81	0.45
1:B:11:LEU:HD11	1:B:290:PHE:CB	2.46	0.45
1:C:198:VAL:HA	1:C:199:PRO:HD3	1.76	0.45
1:D:247:LEU:HG	1:D:252:ILE:HD11	1.98	0.45
1:B:1:MET:HE3	1:B:5:GLU:HB2	1.98	0.45
1:B:127:MET:HE2	1:B:189:HIS:NE2	2.30	0.45

Continued on next page...

Continued from previous page...

Atom-1	Atom-2	Interatomic distance (Å)	Clash overlap (Å)
1:A:237:ILE:HG22	1:A:237:ILE:O	2.16	0.45
1:C:34:GLN:HE21	1:C:263:ARG:HD3	1.82	0.45
1:C:57:LYS:NZ	1:C:82:SER:HB3	2.31	0.45
1:C:61:LYS:HD3	2:G:392:GLU:CG	2.46	0.45
1:C:198:VAL:HG12	1:C:201:SER:H	1.82	0.45
1:D:6:ILE:HG21	1:D:254:GLU:HA	1.99	0.45
1:D:264:GLU:O	1:D:267:THR:OG1	2.27	0.45
1:A:86:ASN:HB3	1:A:103:GLN:HG2	1.97	0.45
1:C:114:TRP:CZ2	1:C:158:VAL:HG21	2.52	0.45
1:C:193:TRP:CZ2	1:C:233:ARG:HG2	2.51	0.45
1:C:196:HIS:CE1	1:C:277:GLU:HG3	2.52	0.45
1:D:51:LYS:O	1:D:55:ILE:HG13	2.15	0.45
2:F:390:ASP:O	2:F:392:GLU:N	2.49	0.45
1:A:178:PHE:O	1:A:179:ASN:C	2.55	0.45
1:B:229:ALA:O	1:B:269:ARG:NH1	2.50	0.45
1:C:114:TRP:CZ3	1:C:176:VAL:HG21	2.52	0.45
1:C:218:ASP:OD2	1:C:220:SER:N	2.47	0.45
1:C:61:LYS:CD	2:G:392:GLU:HG2	2.45	0.45
1:D:34:GLN:NE2	3:D:297:HOH:O	2.49	0.45
1:B:165:ARG:CD	1:C:294:MET:HB3	2.47	0.45
1:A:127:MET:HA	1:A:226:HIS:NE2	2.32	0.45
1:A:258:VAL:HG21	1:A:283:TYR:HD1	1.82	0.45
1:B:111:LEU:HD13	1:B:154:GLY:HA3	1.98	0.45
1:B:129:CYS:HA	1:B:233:ARG:NH1	2.32	0.45
1:A:51:LYS:O	1:A:55:ILE:HG13	2.17	0.45
1:A:141:ARG:HD3	1:A:143:TRP:CZ3	2.51	0.45
1:C:164:LYS:HB3	1:C:171:ILE:HB	1.97	0.45
1:C:264:GLU:O	1:C:267:THR:OG1	2.33	0.45
1:D:232:GLY:HA3	1:D:278:GLN:HE22	1.82	0.45
1:B:22:GLU:HB2	1:B:26:ASN:HD21	1.83	0.44
1:C:47:THR:O	1:C:51:LYS:HG3	2.16	0.44
1:D:58:ASN:O	1:D:59:ARG:CB	2.64	0.44
1:D:89:PHE:CZ	1:D:97:LYS:HE3	2.52	0.44
1:D:177:LYS:HA	1:D:181:GLU:O	2.18	0.44
1:A:47:THR:HA	1:A:50:GLU:HB2	1.99	0.44
1:A:203:ASP:OD1	1:A:292:ARG:NH2	2.50	0.44
1:B:73:LEU:HG	1:B:83:SER:O	2.17	0.44
1:C:100:ILE:HG21	1:C:116:MET:HE3	1.98	0.44
1:C:244:TRP:O	1:C:244:TRP:CE3	2.69	0.44
1:D:29:LEU:HD21	1:D:33:ARG:NH1	2.32	0.44
1:A:11:LEU:O	1:A:14:ALA:HB3	2.17	0.44

Continued on next page...

Continued from previous page...

Atom-1	Atom-2	Interatomic distance (Å)	Clash overlap (Å)
1:A:59:ARG:HG3	1:A:59:ARG:NH1	2.31	0.44
1:A:265:MET:C	1:A:267:THR:H	2.20	0.44
1:C:59:ARG:NH2	1:C:106:LEU:HD23	2.31	0.44
1:C:117:ILE:O	1:C:117:ILE:HG22	2.17	0.44
1:C:129:CYS:HB3	1:C:227:SER:HA	1.98	0.44
1:D:39:LYS:C	1:D:41:ASP:H	2.20	0.44
1:D:71:VAL:HG22	1:D:89:PHE:CD2	2.52	0.44
1:A:249:ASP:O	1:A:250:GLY:C	2.54	0.44
1:B:39:LYS:O	1:B:41:ASP:N	2.50	0.44
1:C:59:ARG:CA	1:C:106:LEU:HD11	2.47	0.44
1:C:196:HIS:HD2	1:C:196:HIS:O	2.01	0.44
1:A:210:TRP:HZ2	1:C:166:LYS:HA	1.83	0.44
1:A:264:GLU:O	1:A:265:MET:C	2.56	0.44
1:B:127:MET:HG3	1:B:226:HIS:NE2	2.32	0.44
1:C:68:TYR:HE2	1:C:267:THR:O	2.00	0.44
1:D:199:PRO:O	1:D:202:ILE:HG13	2.17	0.44
1:B:63:ILE:HG22	1:B:63:ILE:O	2.16	0.44
1:C:70:ARG:CZ	1:C:72:GLU:HG2	2.48	0.44
1:C:185:ILE:HD13	1:C:185:ILE:N	2.32	0.44
1:C:210:TRP:CD1	1:C:210:TRP:C	2.91	0.44
1:D:20:THR:OG1	1:D:23:GLU:HG3	2.17	0.44
2:F:392:GLU:O	2:F:393:GLU:CG	2.65	0.44
1:C:1:MET:HA	1:C:5:GLU:OE2	2.16	0.44
1:C:213:ARG:HD3	1:C:213:ARG:HA	1.70	0.44
1:A:3:GLN:OE1	1:A:3:GLN:HA	2.17	0.44
1:A:142:TYR:CD2	1:A:142:TYR:C	2.91	0.44
1:C:20:THR:HB	1:C:23:GLU:HB2	2.00	0.44
1:D:3:GLN:HE22	1:D:252:ILE:N	1.94	0.44
1:D:49:ALA:HA	1:D:84:TYR:HE1	1.83	0.44
1:D:63:ILE:HD12	1:D:231:CYS:SG	2.58	0.44
1:D:143:TRP:CD1	1:D:172:ARG:CD	3.01	0.44
1:A:8:GLN:HE21	1:A:8:GLN:CA	2.30	0.44
1:B:41:ASP:O	1:B:42:LYS:C	2.56	0.44
1:B:59:ARG:CZ	1:B:138:LYS:O	2.65	0.44
1:B:73:LEU:HB3	1:B:115:ARG:HH21	1.83	0.44
1:C:36:THR:HA	1:C:39:LYS:HD3	1.99	0.44
1:D:35:SER:O	1:D:38:TYR:HB3	2.18	0.44
1:A:143:TRP:HE1	1:A:172:ARG:CZ	2.30	0.43
1:B:86:ASN:HB3	1:B:103:GLN:HG2	1.99	0.43
1:B:127:MET:HA	1:B:226:HIS:NE2	2.32	0.43
1:C:141:ARG:HG3	1:D:132:TYR:OH	2.17	0.43

Continued on next page...

Continued from previous page...

Atom-1	Atom-2	Interatomic distance (Å)	Clash overlap (Å)
1:A:170:ILE:HG22	1:A:171:ILE:N	2.32	0.43
1:A:231:CYS:O	1:A:232:GLY:O	2.36	0.43
1:B:149:MET:CE	1:B:149:MET:HA	2.47	0.43
1:A:29:LEU:HG	1:A:33:ARG:NE	2.29	0.43
1:C:1:MET:HA	1:C:5:GLU:CD	2.38	0.43
1:D:52:PRO:O	1:D:54:ASN:N	2.51	0.43
2:F:395:ASP:OD1	2:F:395:ASP:C	2.56	0.43
1:A:9:LYS:HG2	1:A:13:GLU:OE2	2.18	0.43
1:A:193:TRP:CE2	1:A:233:ARG:HG2	2.53	0.43
1:B:257:SER:C	1:B:259:PHE:N	2.72	0.43
1:C:203:ASP:HB2	1:C:204:PRO:HD3	2.00	0.43
1:D:166:LYS:O	1:D:167:SER:C	2.57	0.43
1:D:203:ASP:N	1:D:204:PRO:CD	2.81	0.43
1:B:84:TYR:CG	1:B:85:ILE:N	2.87	0.43
1:B:150:GLN:NE2	1:B:152:GLU:OE1	2.42	0.43
1:C:52:PRO:C	1:C:54:ASN:H	2.21	0.43
1:C:102:THR:O	1:C:226:HIS:HA	2.18	0.43
1:C:124:ILE:HD11	1:C:215:TYR:HB3	2.01	0.43
2:E:392:GLU:O	2:E:393:GLU:HB2	2.19	0.43
1:A:196:HIS:ND1	1:A:197:ASP:N	2.67	0.43
1:A:249:ASP:O	1:A:251:ILE:HG23	2.18	0.43
1:B:151:LEU:N	1:B:151:LEU:CD1	2.82	0.43
1:C:258:VAL:CG1	1:C:282:VAL:HG12	2.49	0.43
2:G:390:ASP:O	2:G:391:GLY:O	2.37	0.43
1:A:19:ILE:O	1:A:20:THR:C	2.56	0.43
1:A:280:GLU:O	1:A:284:ASN:ND2	2.52	0.43
1:B:59:ARG:HG3	1:B:59:ARG:NH1	2.34	0.43
1:A:142:TYR:HD2	1:A:142:TYR:C	2.21	0.43
1:B:8:GLN:HA	1:B:8:GLN:NE2	2.33	0.43
1:C:12:ASP:C	1:C:14:ALA:N	2.62	0.43
1:C:101:ALA:HA	1:C:225:ILE:O	2.18	0.43
1:C:202:ILE:O	1:C:202:ILE:HG13	2.19	0.43
1:D:100:ILE:HG13	1:D:222:PRO:HB3	2.00	0.43
1:B:182:THR:O	1:B:182:THR:HG22	2.17	0.43
1:B:260:SER:O	1:B:261:LEU:C	2.56	0.43
1:C:236:VAL:HG12	1:C:236:VAL:O	2.18	0.43
1:D:272:LEU:HA	1:D:272:LEU:HD12	1.67	0.43
1:A:51:LYS:NZ	3:A:324:HOH:O	2.47	0.43
1:B:22:GLU:HB3	1:B:25:ALA:HB3	2.01	0.43
1:B:277:GLU:CD	1:B:277:GLU:N	2.73	0.43
1:C:4:ARG:HG2	1:C:4:ARG:HH11	1.84	0.43

Continued on next page...

Continued from previous page...

Atom-1	Atom-2	Interatomic distance (Å)	Clash overlap (Å)
1:C:70:ARG:HH22	1:C:72:GLU:HA	1.84	0.43
1:C:129:CYS:HB2	1:C:233:ARG:NH2	2.34	0.43
1:D:42:LYS:HD3	1:D:42:LYS:N	2.33	0.43
1:D:70:ARG:O	1:D:70:ARG:HG3	2.18	0.43
1:A:48:VAL:HG11	1:A:70:ARG:NE	2.34	0.42
1:D:218:ASP:OD2	1:D:220:SER:HB3	2.18	0.42
1:D:278:GLN:O	1:D:281:LEU:HB3	2.19	0.42
1:A:247:LEU:HD22	1:A:293:GLN:HG2	2.01	0.42
1:B:11:LEU:HD11	1:B:290:PHE:HB3	2.01	0.42
1:B:201:SER:O	1:B:204:PRO:HD2	2.19	0.42
1:C:38:TYR:CE2	1:C:44:TYR:HE2	2.36	0.42
1:D:66:TYR:HD2	1:D:268:GLN:O	2.01	0.42
1:D:145:GLU:O	1:D:148:GLU:HB3	2.19	0.42
1:D:213:ARG:HD3	1:D:213:ARG:HA	1.74	0.42
1:D:231:CYS:HB2	2:H:394:PTR:HE2	2.01	0.42
1:A:27:GLU:C	1:A:29:LEU:H	2.22	0.42
1:B:38:TYR:HE2	1:B:267:THR:HG22	1.81	0.42
1:B:120:TYR:O	1:B:121:SER:C	2.57	0.42
1:B:269:ARG:CG	1:B:272:LEU:HD13	2.49	0.42
1:B:276:GLN:NE2	1:B:280:GLU:OE2	2.52	0.42
1:A:27:GLU:C	1:A:29:LEU:N	2.73	0.42
1:B:3:GLN:NE2	1:B:250:GLY:C	2.73	0.42
1:B:21:LYS:O	1:B:22:GLU:C	2.58	0.42
1:B:29:LEU:O	1:B:33:ARG:HG3	2.19	0.42
1:C:205:ILE:HG23	1:C:206:LEU:N	2.33	0.42
1:D:53:LYS:HE3	1:D:53:LYS:HB2	1.86	0.42
1:D:127:MET:SD	1:D:189:HIS:CE1	3.12	0.42
1:D:195:ASP:N	1:D:201:SER:OG	2.52	0.42
1:D:266:ARG:HA	1:D:269:ARG:O	2.19	0.42
1:A:213:ARG:NH2	1:A:223:ILE:HD12	2.35	0.42
1:B:6:ILE:CG2	1:B:254:GLU:HA	2.49	0.42
1:B:6:ILE:CD1	1:B:254:GLU:HG2	2.50	0.42
1:B:125:ILE:HA	1:B:224:CYS:O	2.18	0.42
1:C:141:ARG:HA	1:C:141:ARG:HD3	1.78	0.42
1:C:178:PHE:O	1:C:179:ASN:C	2.58	0.42
1:D:133:GLU:OE1	1:D:138:LYS:HG3	2.19	0.42
1:D:213:ARG:NH1	1:D:216:GLN:O	2.53	0.42
1:B:1:MET:SD	1:B:2:ASP:HB3	2.60	0.42
1:B:124:ILE:HA	1:B:186:TYR:O	2.20	0.42
1:C:123:LEU:HD12	1:C:123:LEU:O	2.19	0.42
1:D:19:ILE:HA	1:D:23:GLU:OE2	2.20	0.42

Continued on next page...

Continued from previous page...

Atom-1	Atom-2	Interatomic distance (Å)	Clash overlap (Å)
1:D:93:VAL:CG2	1:D:94:TYR:N	2.82	0.42
1:A:85:ILE:CG1	1:A:86:ASN:N	2.82	0.42
1:A:246:LEU:HD23	1:A:251:ILE:CD1	2.49	0.42
1:C:41:ASP:C	1:C:43:THR:N	2.72	0.42
1:D:111:LEU:HD13	1:D:154:GLY:HA3	2.02	0.42
1:B:91:LYS:HG3	1:B:96:PRO:HA	2.01	0.42
1:C:169:TYR:HE1	1:C:188:PHE:HD1	1.66	0.42
1:D:59:ARG:HG2	1:D:60:TYR:CD2	2.55	0.42
1:D:142:TYR:HH	1:D:226:HIS:CD2	2.37	0.42
1:A:56:LYS:CE	1:A:108:THR:HG21	2.50	0.42
1:A:66:TYR:O	1:A:70:ARG:HB3	2.19	0.42
1:A:148:GLU:O	1:A:149:MET:CB	2.67	0.42
1:B:2:ASP:O	1:B:6:ILE:HG13	2.19	0.42
1:B:39:LYS:O	1:B:40:ALA:C	2.58	0.42
1:D:166:LYS:HB3	1:D:166:LYS:HZ2	1.83	0.42
1:A:90:ILE:HD11	1:A:269:ARG:CB	2.50	0.42
1:B:3:GLN:NE2	1:B:251:ILE:N	2.67	0.42
1:B:40:ALA:C	1:B:42:LYS:H	2.23	0.42
1:B:203:ASP:N	1:B:204:PRO:CD	2.83	0.42
1:C:23:GLU:O	1:C:27:GLU:HB2	2.20	0.42
1:C:130:MET:HE2	1:C:130:MET:HB3	1.92	0.42
1:C:177:LYS:HA	1:C:181:GLU:O	2.19	0.42
1:C:247:LEU:N	1:C:252:ILE:HD11	2.35	0.42
1:D:116:MET:O	1:D:117:ILE:C	2.58	0.42
1:D:124:ILE:CG2	1:D:125:ILE:N	2.82	0.42
1:D:155:PRO:O	1:D:178:PHE:O	2.38	0.42
1:B:266:ARG:HH21	1:B:271:SER:HA	1.82	0.41
1:D:144:ALA:O	1:D:160:CYS:HB2	2.20	0.41
1:D:213:ARG:C	1:D:215:TYR:H	2.23	0.41
1:A:22:GLU:O	1:A:23:GLU:C	2.58	0.41
1:A:63:ILE:HG12	2:E:394:PTR:HB2	2.02	0.41
1:A:93:VAL:HG12	1:A:242:TYR:CE2	2.55	0.41
1:A:93:VAL:HG23	1:A:94:TYR:CD2	2.55	0.41
1:B:161:GLU:OE1	1:B:162:ALA:HB2	2.20	0.41
1:C:28:PHE:CE2	1:C:32:LYS:HD3	2.55	0.41
1:C:105:PRO:O	1:C:140:GLU:CB	2.68	0.41
1:C:117:ILE:CD1	1:C:125:ILE:HD11	2.50	0.41
1:C:118:TRP:C	1:C:120:TYR:H	2.22	0.41
1:D:93:VAL:CG2	1:D:245:MET:HG2	2.50	0.41
1:D:105:PRO:CG	1:D:142:TYR:HD1	2.33	0.41
1:A:246:LEU:HA	1:A:251:ILE:HG13	2.01	0.41

Continued on next page...

Continued from previous page...

Atom-1	Atom-2	Interatomic distance (Å)	Clash overlap (Å)
1:B:33:ARG:O	1:B:34:GLN:C	2.58	0.41
1:C:87:ALA:O	1:C:88:ASN:ND2	2.50	0.41
1:C:142:TYR:CD2	1:C:143:TRP:CE3	3.09	0.41
1:D:70:ARG:HG3	1:D:70:ARG:NH2	2.35	0.41
1:A:127:MET:CG	1:A:226:HIS:NE2	2.82	0.41
1:A:129:CYS:HA	1:A:233:ARG:NH1	2.35	0.41
1:B:6:ILE:HD13	1:B:254:GLU:HG2	2.01	0.41
1:B:66:TYR:N	1:B:88:ASN:HD21	2.14	0.41
1:C:65:PRO:HB2	1:C:88:ASN:ND2	2.34	0.41
1:C:198:VAL:O	1:C:202:ILE:HG23	2.21	0.41
1:C:265:MET:C	1:C:272:LEU:HD23	2.40	0.41
1:D:70:ARG:HH12	1:D:72:GLU:HG2	1.85	0.41
1:D:127:MET:CE	1:D:139:CYS:SG	3.09	0.41
1:D:188:PHE:CZ	1:D:212:VAL:HA	2.55	0.41
1:D:195:ASP:HB3	1:D:201:SER:OG	2.20	0.41
1:D:244:TRP:O	1:D:244:TRP:CE3	2.73	0.41
1:A:60:TYR:CE2	1:A:229:ALA:HB2	2.55	0.41
1:A:99:TYR:OH	1:A:241:ASP:OD2	2.31	0.41
1:C:285:ALA:O	1:C:288:GLU:HB3	2.20	0.41
1:B:116:MET:O	1:B:117:ILE:C	2.58	0.41
1:C:37:LYS:HE2	1:C:41:ASP:OD2	2.20	0.41
1:C:60:TYR:HH	1:C:228:SER:HG	1.68	0.41
1:C:80:GLU:O	1:C:80:GLU:HG3	2.21	0.41
1:D:49:ALA:HB2	1:D:65:PRO:HG2	2.03	0.41
1:D:50:GLU:O	1:D:55:ILE:HD11	2.20	0.41
1:D:116:MET:CE	1:D:224:CYS:SG	3.08	0.41
2:F:397:PRO:O	2:F:398:PHE:HB3	2.21	0.41
1:A:48:VAL:HG23	1:A:67:ASP:CG	2.41	0.41
1:B:272:LEU:O	1:B:273:VAL:C	2.59	0.41
1:C:1:MET:HG2	1:C:5:GLU:OE2	2.20	0.41
1:C:19:ILE:O	1:C:19:ILE:CG2	2.68	0.41
1:C:42:LYS:N	1:C:42:LYS:HD2	2.36	0.41
1:C:44:TYR:CE1	1:C:68:TYR:CD2	3.09	0.41
1:D:70:ARG:HG3	1:D:70:ARG:HH21	1.85	0.41
1:D:80:GLU:O	1:D:80:GLU:HG3	2.20	0.41
1:A:34:GLN:HG2	3:A:316:HOH:O	2.21	0.41
1:A:102:THR:O	1:A:226:HIS:HB2	2.21	0.41
1:A:193:TRP:CH2	1:A:233:ARG:HG2	2.56	0.41
1:B:38:TYR:CE2	1:B:44:TYR:HE2	2.38	0.41
1:B:102:THR:O	1:B:226:HIS:CB	2.67	0.41
1:B:125:ILE:HD12	1:B:187:GLN:HG3	2.02	0.41

Continued on next page...

Continued from previous page...

Atom-1	Atom-2	Interatomic distance (Å)	Clash overlap (Å)
1:C:82:SER:OG	1:C:83:SER:N	2.53	0.41
1:C:195:ASP:O	1:C:196:HIS:C	2.59	0.41
1:C:240:ILE:O	1:C:244:TRP:HB2	2.20	0.41
1:D:100:ILE:HG21	1:D:116:MET:CE	2.51	0.41
1:D:142:TYR:CE2	1:D:187:GLN:NE2	2.89	0.41
1:A:11:LEU:HD13	1:A:287:LEU:HD11	2.02	0.41
1:B:206:LEU:HD21	1:B:285:ALA:HB1	2.02	0.41
1:B:262:ILE:O	1:B:263:ARG:C	2.60	0.41
1:C:3:GLN:O	1:C:5:GLU:N	2.53	0.41
1:C:31:LEU:HD22	1:C:266:ARG:HD3	2.03	0.41
1:C:42:LYS:N	1:C:42:LYS:CD	2.83	0.41
1:C:56:LYS:HE2	1:C:57:LYS:HG3	2.02	0.41
1:C:153:PHE:O	1:C:156:PHE:N	2.43	0.41
1:C:266:ARG:NH1	1:C:272:LEU:O	2.52	0.41
1:A:132:TYR:CE1	1:A:137:LYS:HE3	2.56	0.41
1:A:205:ILE:O	1:A:209:ILE:HG13	2.21	0.41
1:C:38:TYR:CZ	1:C:267:THR:HG22	2.56	0.41
1:C:118:TRP:O	1:C:120:TYR:N	2.54	0.41
1:D:70:ARG:NH2	1:D:72:GLU:HG2	2.36	0.41
1:D:272:LEU:O	1:D:273:VAL:HB	2.21	0.41
1:A:4:ARG:CZ	1:D:162:ALA:HB1	2.50	0.40
1:A:141:ARG:HA	1:A:143:TRP:CZ3	2.57	0.40
1:B:129:CYS:HA	1:B:233:ARG:HH12	1.86	0.40
1:C:91:LYS:HA	1:C:96:PRO:HA	2.03	0.40
1:C:177:LYS:HG2	1:C:182:THR:OG1	2.20	0.40
1:C:194:PRO:HB3	1:C:202:ILE:CG2	2.44	0.40
2:G:395:ASP:OD1	2:G:396:ASP:N	2.54	0.40
1:A:76:ILE:HG22	1:A:78:SER:H	1.86	0.40
1:A:179:ASN:O	1:A:180:SER:CB	2.69	0.40
1:B:153:PHE:O	1:B:154:GLY:O	2.40	0.40
1:B:242:TYR:CD2	1:B:242:TYR:C	2.95	0.40
1:C:62:ASP:HB3	2:G:393:GLU:HG2	2.02	0.40
1:C:118:TRP:C	1:C:120:TYR:N	2.75	0.40
1:C:194:PRO:HB2	1:C:202:ILE:HG22	2.00	0.40
1:D:241:ASP:HA	1:D:244:TRP:HB2	2.02	0.40
1:B:1:MET:SD	1:B:2:ASP:N	2.75	0.40
1:B:81:ASP:CG	1:B:115:ARG:NH1	2.75	0.40
1:B:247:LEU:HD12	1:B:290:PHE:CD2	2.56	0.40
1:D:6:ILE:CD1	1:D:254:GLU:HG2	2.51	0.40
2:E:395:ASP:OD1	2:E:395:ASP:O	2.38	0.40
1:A:1:MET:HA	1:A:5:GLU:OE2	2.21	0.40

Continued on next page...

Continued from previous page...

Atom-1	Atom-2	Interatomic distance (Å)	Clash overlap (Å)
1:A:44:TYR:CE2	1:A:267:THR:O	2.75	0.40
1:A:111:LEU:CD1	1:A:155:PRO:HD2	2.51	0.40
1:B:130:MET:HE1	1:B:191:LYS:CG	2.45	0.40
1:C:271:SER:O	1:C:272:LEU:C	2.60	0.40
1:D:3:GLN:HE21	1:D:250:GLY:CA	2.29	0.40
1:D:169:TYR:CE1	1:D:188:PHE:CD1	3.08	0.40
2:H:394:PTR:C	2:H:396:ASP:N	2.83	0.40
1:B:66:TYR:O	1:B:67:ASP:C	2.58	0.40
1:B:105:PRO:O	1:B:140:GLU:HB2	2.20	0.40
1:B:118:TRP:O	1:B:120:TYR:N	2.54	0.40
1:D:126:VAL:HB	1:D:225:ILE:HG23	2.04	0.40
1:D:133:GLU:OE2	1:D:233:ARG:NH1	2.51	0.40

There are no symmetry-related clashes.

5.3 Torsion angles ⓘ

5.3.1 Protein backbone ⓘ

In the following table, the Percentiles column shows the percent Ramachandran outliers of the chain as a percentile score with respect to all X-ray entries followed by that with respect to entries of similar resolution.

The Analysed column shows the number of residues for which the backbone conformation was analysed, and the total number of residues.

Mol	Chain	Analysed	Favoured	Allowed	Outliers	Percentiles	
1	A	292/313 (93%)	224 (77%)	46 (16%)	22 (8%)	1	2
1	B	287/313 (92%)	207 (72%)	60 (21%)	20 (7%)	1	2
1	C	292/313 (93%)	223 (76%)	48 (16%)	21 (7%)	1	2
1	D	292/313 (93%)	226 (77%)	48 (16%)	18 (6%)	1	3
2	E	6/9 (67%)	2 (33%)	0	4 (67%)	0	0
2	F	6/9 (67%)	2 (33%)	0	4 (67%)	0	0
2	G	6/9 (67%)	4 (67%)	0	2 (33%)	0	0
2	H	5/9 (56%)	3 (60%)	1 (20%)	1 (20%)	0	0
All	All	1186/1288 (92%)	891 (75%)	203 (17%)	92 (8%)	1	2

All (92) Ramachandran outliers are listed below:

Mol	Chain	Res	Type
1	A	47	THR
1	A	78	SER
1	A	179	ASN
1	A	200	SER
1	A	232	GLY
1	A	250	GLY
1	A	271	SER
1	B	22	GLU
1	B	40	ALA
1	B	47	THR
1	B	271	SER
1	C	22	GLU
1	C	75	LEU
1	C	141	ARG
1	C	142	TYR
1	D	85	ILE
1	D	167	SER
1	D	196	HIS
1	D	250	GLY
2	E	397	PRO
2	F	391	GLY
2	F	396	ASP
2	F	397	PRO
2	H	393	GLU
1	A	68	TYR
1	A	75	LEU
1	A	129	CYS
1	A	266	ARG
1	B	78	SER
1	B	119	GLU
1	B	232	GLY
1	C	13	GLU
1	C	34	GLN
1	C	48	VAL
1	C	53	LYS
1	C	106	LEU
1	C	167	SER
1	D	58	ASN
1	D	59	ARG
1	D	232	GLY
2	F	393	GLU
2	G	391	GLY
1	A	20	THR

Continued on next page...

Continued from previous page...

Mol	Chain	Res	Type
1	A	28	PHE
1	A	121	SER
1	A	146	PRO
1	A	149	MET
1	A	167	SER
1	A	199	PRO
1	A	218	ASP
1	B	15	GLN
1	B	41	ASP
1	B	121	SER
1	B	160	CYS
1	B	218	ASP
1	C	196	HIS
1	C	232	GLY
1	D	36	THR
1	D	37	LYS
1	D	53	LYS
1	A	97	LYS
1	A	196	HIS
1	B	65	PRO
1	B	108	THR
1	B	146	PRO
1	C	38	TYR
1	C	149	MET
1	C	179	ASN
1	D	45	PRO
2	G	397	PRO
1	B	13	GLU
1	C	79	ASP
1	C	253	PRO
1	C	273	VAL
1	D	38	TYR
1	D	116	MET
1	D	129	CYS
1	D	273	VAL
1	A	273	VAL
1	B	68	TYR
2	E	393	GLU
1	B	253	PRO
1	B	273	VAL
1	D	251	ILE
2	E	391	GLY

Continued on next page...

Continued from previous page...

Mol	Chain	Res	Type
2	E	396	ASP
1	C	199	PRO
1	B	154	GLY
1	C	155	PRO
1	D	117	ILE
1	D	146	PRO
1	C	203	ASP

5.3.2 Protein sidechains ⓘ

In the following table, the Percentiles column shows the percent sidechain outliers of the chain as a percentile score with respect to all X-ray entries followed by that with respect to entries of similar resolution.

The Analysed column shows the number of residues for which the sidechain conformation was analysed, and the total number of residues.

Mol	Chain	Analysed	Rotameric	Outliers	Percentiles	
1	A	271/287 (94%)	258 (95%)	13 (5%)	21	54
1	B	268/287 (93%)	248 (92%)	20 (8%)	11	33
1	C	271/287 (94%)	256 (94%)	15 (6%)	18	48
1	D	271/287 (94%)	258 (95%)	13 (5%)	21	54
2	E	7/7 (100%)	4 (57%)	3 (43%)	0	0
2	F	7/7 (100%)	6 (86%)	1 (14%)	2	8
2	G	7/7 (100%)	5 (71%)	2 (29%)	0	1
2	H	6/7 (86%)	4 (67%)	2 (33%)	0	0
All	All	1108/1176 (94%)	1039 (94%)	69 (6%)	15	43

All (69) residues with a non-rotameric sidechain are listed below:

Mol	Chain	Res	Type
1	A	41	ASP
1	A	42	LYS
1	A	68	TYR
1	A	100	ILE
1	A	142	TYR
1	A	146	PRO
1	A	168	ASP
1	A	169	TYR

Continued on next page...

Continued from previous page...

Mol	Chain	Res	Type
1	A	196	HIS
1	A	197	ASP
1	A	211	ASP
1	A	242	TYR
1	A	247	LEU
1	B	1	MET
1	B	2	ASP
1	B	8	GLN
1	B	42	LYS
1	B	62	ASP
1	B	64	LEU
1	B	68	TYR
1	B	79	ASP
1	B	125	ILE
1	B	141	ARG
1	B	146	PRO
1	B	166	LYS
1	B	168	ASP
1	B	169	TYR
1	B	215	TYR
1	B	218	ASP
1	B	226	HIS
1	B	242	TYR
1	B	244	TRP
1	B	287	LEU
1	C	8	GLN
1	C	39	LYS
1	C	68	TYR
1	C	129	CYS
1	C	138	LYS
1	C	140	GLU
1	C	141	ARG
1	C	168	ASP
1	C	221	VAL
1	C	242	TYR
1	C	244	TRP
1	C	245	MET
1	C	265	MET
1	C	267	THR
1	C	272	LEU
1	D	7	LEU
1	D	17	LYS

Continued on next page...

Continued from previous page...

Mol	Chain	Res	Type
1	D	21	LYS
1	D	29	LEU
1	D	38	TYR
1	D	66	TYR
1	D	68	TYR
1	D	166	LYS
1	D	168	ASP
1	D	203	ASP
1	D	215	TYR
1	D	244	TRP
1	D	294	MET
2	E	395	ASP
2	E	397	PRO
2	E	398	PHE
2	F	398	PHE
2	G	395	ASP
2	G	397	PRO
2	H	395	ASP
2	H	396	ASP

Sometimes sidechains can be flipped to improve hydrogen bonding and reduce clashes. All (26) such sidechains are listed below:

Mol	Chain	Res	Type
1	A	3	GLN
1	A	8	GLN
1	A	34	GLN
1	A	189	HIS
1	A	284	ASN
1	A	293	GLN
1	B	3	GLN
1	B	8	GLN
1	B	26	ASN
1	B	34	GLN
1	B	192	ASN
1	B	274	GLN
1	B	284	ASN
1	B	293	GLN
1	C	3	GLN
1	C	8	GLN
1	C	58	ASN
1	C	88	ASN
1	C	192	ASN

Continued on next page...

Continued from previous page...

Mol	Chain	Res	Type
1	C	293	GLN
1	D	3	GLN
1	D	8	GLN
1	D	26	ASN
1	D	88	ASN
1	D	189	HIS
1	D	192	ASN

5.3.3 RNA ⓘ

There are no RNA molecules in this entry.

5.4 Non-standard residues in protein, DNA, RNA chains ⓘ

4 non-standard protein/DNA/RNA residues are modelled in this entry.

In the following table, the Counts columns list the number of bonds (or angles) for which Mogul statistics could be retrieved, the number of bonds (or angles) that are observed in the model and the number of bonds (or angles) that are defined in the Chemical Component Dictionary. The Link column lists molecule types, if any, to which the group is linked. The Z score for a bond length (or angle) is the number of standard deviations the observed value is removed from the expected value. A bond length (or angle) with $|Z| > 2$ is considered an outlier worth inspection. RMSZ is the root-mean-square of all Z scores of the bond lengths (or angles).

Mol	Type	Chain	Res	Link	Bond lengths			Bond angles		
					Counts	RMSZ	$\# Z > 2$	Counts	RMSZ	$\# Z > 2$
2	PTR	F	394	2	15,16,17	1.14	1 (6%)	17,22,24	0.63	0
2	PTR	G	394	2	15,16,17	1.25	1 (6%)	17,22,24	0.64	0
2	PTR	H	394	2	15,16,17	1.25	1 (6%)	17,22,24	0.70	0
2	PTR	E	394	2	15,16,17	1.19	1 (6%)	17,22,24	0.78	0

In the following table, the Chirals column lists the number of chiral outliers, the number of chiral centers analysed, the number of these observed in the model and the number defined in the Chemical Component Dictionary. Similar counts are reported in the Torsion and Rings columns. '-' means no outliers of that kind were identified.

Mol	Type	Chain	Res	Link	Chirals	Torsions	Rings
2	PTR	F	394	2	-	2/10/11/13	0/1/1/1
2	PTR	G	394	2	-	0/10/11/13	0/1/1/1
2	PTR	H	394	2	-	1/10/11/13	0/1/1/1
2	PTR	E	394	2	-	0/10/11/13	0/1/1/1

All (4) bond length outliers are listed below:

Mol	Chain	Res	Type	Atoms	Z	Observed(Å)	Ideal(Å)
2	H	394	PTR	P-OH	3.44	1.66	1.59
2	G	394	PTR	P-OH	3.39	1.66	1.59
2	E	394	PTR	P-OH	3.09	1.65	1.59
2	F	394	PTR	P-OH	2.95	1.65	1.59

There are no bond angle outliers.

There are no chirality outliers.

All (3) torsion outliers are listed below:

Mol	Chain	Res	Type	Atoms
2	F	394	PTR	CZ-OH-P-O3P
2	F	394	PTR	CZ-OH-P-O1P
2	H	394	PTR	C-CA-CB-CG

There are no ring outliers.

4 monomers are involved in 14 short contacts:

Mol	Chain	Res	Type	Clashes	Symm-Clashes
2	F	394	PTR	3	0
2	G	394	PTR	3	0
2	H	394	PTR	6	0
2	E	394	PTR	2	0

5.5 Carbohydrates [i](#)

There are no oligosaccharides in this entry.

5.6 Ligand geometry [i](#)

There are no ligands in this entry.

5.7 Other polymers [i](#)

There are no such residues in this entry.

5.8 Polymer linkage issues ⓘ

There are no chain breaks in this entry.

6 Fit of model and data [i](#)

6.1 Protein, DNA and RNA chains [i](#)

In the following table, the column labelled ‘#RSRZ> 2’ contains the number (and percentage) of RSRZ outliers, followed by percent RSRZ outliers for the chain as percentile scores relative to all X-ray entries and entries of similar resolution. The OWAB column contains the minimum, median, 95th percentile and maximum values of the occupancy-weighted average B-factor per residue. The column labelled ‘Q< 0.9’ lists the number of (and percentage) of residues with an average occupancy less than 0.9.

Mol	Chain	Analysed	<RSRZ>	#RSRZ>2	OWAB(Å ²)	Q<0.9
1	A	294/313 (93%)	-0.57	0 100 100	7, 26, 50, 57	0
1	B	291/313 (92%)	-0.48	0 100 100	11, 32, 55, 65	0
1	C	294/313 (93%)	-0.50	2 (0%) 84 80	6, 30, 53, 61	0
1	D	294/313 (93%)	-0.35	3 (1%) 79 74	8, 34, 59, 66	0
2	E	8/9 (88%)	-0.09	0 100 100	27, 39, 48, 52	0
2	F	8/9 (88%)	0.59	1 (12%) 9 8	29, 38, 47, 52	0
2	G	8/9 (88%)	-0.09	0 100 100	25, 35, 46, 48	0
2	H	7/9 (77%)	0.51	1 (14%) 7 6	27, 36, 46, 52	0
All	All	1204/1288 (93%)	-0.46	7 (0%) 85 82	6, 31, 55, 66	0

All (7) RSRZ outliers are listed below:

Mol	Chain	Res	Type	RSRZ
1	C	142	TYR	2.9
1	D	142	TYR	2.6
2	F	391	GLY	2.3
1	C	38	TYR	2.3
1	D	169	TYR	2.3
2	H	397	PRO	2.3
1	D	38	TYR	2.0

6.2 Non-standard residues in protein, DNA, RNA chains [i](#)

In the following table, the Atoms column lists the number of modelled atoms in the group and the number defined in the chemical component dictionary. The B-factors column lists the minimum, median, 95th percentile and maximum values of B factors of atoms in the group. The column labelled ‘Q< 0.9’ lists the number of atoms with occupancy less than 0.9.

Mol	Type	Chain	Res	Atoms	RSCC	RSR	B-factors(\AA^2)	Q<0.9
2	PTR	F	394	16/17	0.94	0.10	18,25,28,28	0
2	PTR	G	394	16/17	0.94	0.09	18,23,28,33	0
2	PTR	H	394	16/17	0.95	0.10	20,21,28,29	0
2	PTR	E	394	16/17	0.97	0.07	21,24,26,27	0

6.3 Carbohydrates [i](#)

There are no monosaccharides in this entry.

6.4 Ligands [i](#)

There are no ligands in this entry.

6.5 Other polymers [i](#)

There are no such residues in this entry.