



Full wwPDB X-ray Structure Validation Report ⓘ

Nov 13, 2024 – 10:55 AM EST

PDB ID : 4QYZ
Title : Crystal structure of a CRISPR RNA-guided surveillance complex, Cascade, bound to a ssDNA target
Authors : Mulepati, S.; Bailey, S.
Deposited on : 2014-07-26
Resolution : 3.03 Å(reported)

This is a Full wwPDB X-ray Structure Validation Report for a publicly released PDB entry.

We welcome your comments at validation@mail.wwpdb.org

A user guide is available at

<https://www.wwpdb.org/validation/2017/XrayValidationReportHelp>

with specific help available everywhere you see the ⓘ symbol.

The types of validation reports are described at

<http://www.wwpdb.org/validation/2017/FAQs#types>.

The following versions of software and data (see [references ⓘ](#)) were used in the production of this report:

MolProbity	:	4.02b-467
Xtriage (Phenix)	:	1.20.1
EDS	:	3.0
Percentile statistics	:	20231227.v01 (using entries in the PDB archive December 27th 2023)
CCP4	:	9.0.003 (Gargrove)
Density-Fitness	:	1.0.11
Ideal geometry (proteins)	:	Engh & Huber (2001)
Ideal geometry (DNA, RNA)	:	Parkinson et al. (1996)
Validation Pipeline (wwPDB-VP)	:	2.39

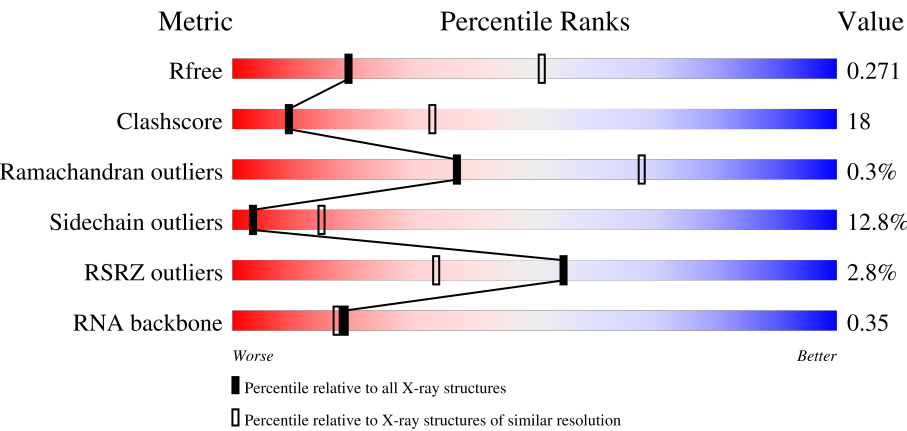
1 Overall quality at a glance i

The following experimental techniques were used to determine the structure:

X-RAY DIFFRACTION

The reported resolution of this entry is 3.03 Å.

Percentile scores (ranging between 0-100) for global validation metrics of the entry are shown in the following graphic. The table shows the number of entries on which the scores are based.



Metric	Whole archive (#Entries)	Similar resolution (#Entries, resolution range(Å))
R _{free}	164625	3418 (3.08-3.00)
Clashscore	180529	3811 (3.08-3.00)
Ramachandran outliers	177936	3656 (3.08-3.00)
Sidechain outliers	177891	3658 (3.08-3.00)
RSRZ outliers	164620	3430 (3.08-3.00)
RNA backbone	3690	1071 (3.28-2.80)

The table below summarises the geometric issues observed across the polymeric chains and their fit to the electron density. The red, orange, yellow and green segments of the lower bar indicate the fraction of residues that contain outliers for ≥ 3 , 2, 1 and 0 types of geometric quality criteria respectively. A grey segment represents the fraction of residues that are not modelled. The numeric value for each fraction is indicated below the corresponding segment, with a dot representing fractions $\leq 5\%$. The upper red bar (where present) indicates the fraction of residues that have poor fit to the electron density. The numeric value is given above the bar.

Mol	Chain	Length	Quality of chain
1	A	502	<div><div>2%</div><div>52%34%7%7%</div></div>
2	B	160	<div><div>2%</div><div>58%32%6%</div></div>
2	C	160	<div><div>%</div><div>52%36%5%6%</div></div>
3	D	363	<div><div>5%</div><div>52%33%9%6%</div></div>

Continued on next page...

Continued from previous page...

Mol	Chain	Length	Quality of chain
3	E	363	<div> <div>2%</div> <div>62%</div> <div>33%</div> <div>• •</div> </div>
3	F	363	<div> <div>•</div> <div>63%</div> <div>34%</div> <div>•</div> </div>
3	G	363	<div> <div>•</div> <div>61%</div> <div>34%</div> <div>• •</div> </div>
3	H	363	<div> <div>•</div> <div>64%</div> <div>31%</div> <div>• •</div> </div>
3	I	363	<div> <div>•</div> <div>43%</div> <div>25%</div> <div>•</div> <div>29%</div> </div>
4	J	224	<div> <div>4%</div> <div>37%</div> <div>41%</div> <div>9%</div> <div>13%</div> </div>
5	K	199	<div> <div>15%</div> <div>43%</div> <div>30%</div> <div>•</div> <div>24%</div> </div>
6	L	61	<div> <div>13%</div> <div>48%</div> <div>23%</div> <div>7%</div> <div>10%</div> </div>
7	M	40	<div> <div>32%</div> <div>48%</div> <div>•</div> <div>18%</div> </div>

2 Entry composition

There are 8 unique types of molecules in this entry. The entry contains 26543 atoms, of which 0 are hydrogens and 0 are deuteriums.

In the tables below, the ZeroOcc column contains the number of atoms modelled with zero occupancy, the AltConf column contains the number of residues with at least one atom in alternate conformation and the Trace column contains the number of residues modelled with at most 2 atoms.

- Molecule 1 is a protein called CRISPR system Cascade subunit CasA.

Mol	Chain	Residues	Atoms					ZeroOcc	AltConf	Trace
1	A	468	Total	C	N	O	S	0	0	0
			3702	2368	653	662	19			

- Molecule 2 is a protein called CRISPR system Cascade subunit CasB.

Mol	Chain	Residues	Atoms					ZeroOcc	AltConf	Trace
2	B	150	Total	C	N	O	S	0	0	0
			1238	777	239	215	7			
2	C	150	Total	C	N	O	S	0	0	0
			1238	777	239	215	7			

- Molecule 3 is a protein called CRISPR system Cascade subunit CasC.

Mol	Chain	Residues	Atoms					ZeroOcc	AltConf	Trace
3	D	340	Total	C	N	O	S	0	0	0
			2630	1643	469	502	16			
3	E	361	Total	C	N	O	S	0	0	0
			2794	1747	496	535	16			
3	F	362	Total	C	N	O	S	0	0	0
			2803	1752	497	538	16			
3	G	360	Total	C	N	O	S	0	0	0
			2788	1742	495	535	16			
3	H	359	Total	C	N	O	S	0	0	0
			2781	1738	494	533	16			
3	I	256	Total	C	N	O	S	0	0	0
			1978	1231	354	380	13			

- Molecule 4 is a protein called CRISPR system Cascade subunit CasD.

Mol	Chain	Residues	Atoms					ZeroOcc	AltConf	Trace
4	J	195	Total	C	N	O	S	0	0	0
			1545	987	273	276	9			

- Molecule 5 is a protein called CRISPR system Cascade subunit CasE.

Mol	Chain	Residues	Atoms					ZeroOcc	AltConf	Trace
5	K	152	Total	C	N	O	S	0	0	0
			1197	777	209	206	5			

- Molecule 6 is a RNA chain called RNA (55-MER).

Mol	Chain	Residues	Atoms					ZeroOcc	AltConf	Trace
6	L	55	Total	C	N	O	P	0	0	0
			1178	526	216	382	54			

- Molecule 7 is a DNA chain called DNA (33-MER).

Mol	Chain	Residues	Atoms					ZeroOcc	AltConf	Trace
7	M	33	Total	C	N	O	P	0	0	0
			670	319	122	196	33			

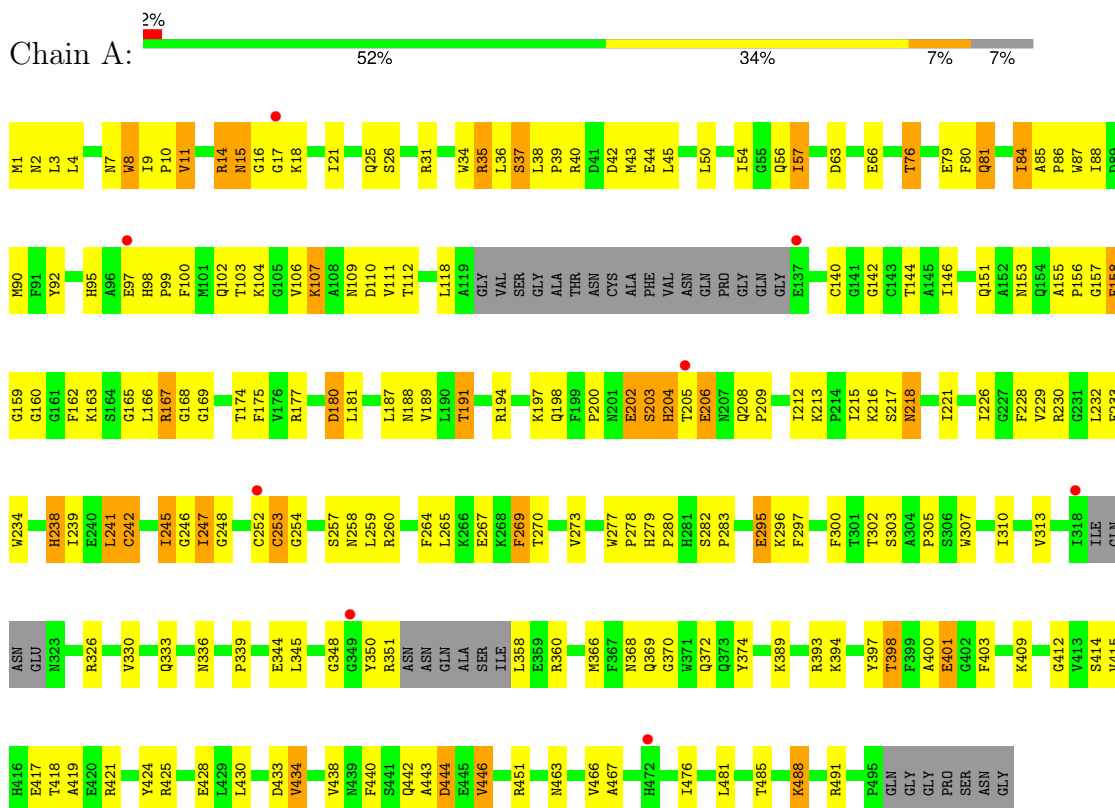
- Molecule 8 is ZINC ION (three-letter code: ZN) (formula: Zn).

Mol	Chain	Residues	Atoms		ZeroOcc	AltConf
8	A	1	Total	Zn	0	0
			1	1		

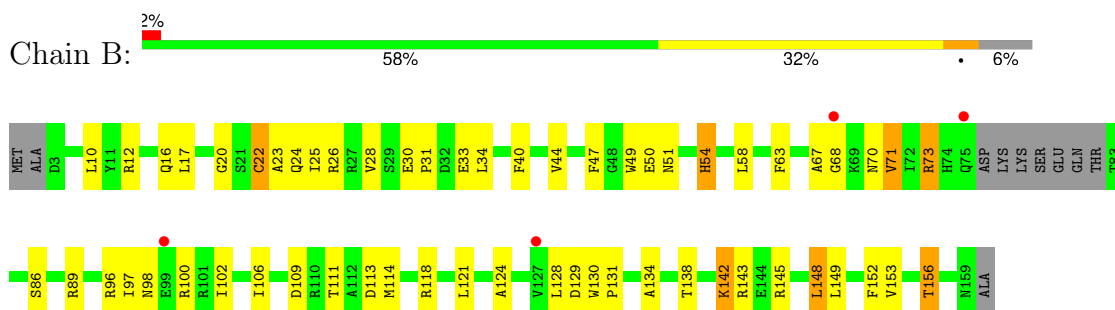
3 Residue-property plots [i](#)

These plots are drawn for all protein, RNA, DNA and oligosaccharide chains in the entry. The first graphic for a chain summarises the proportions of the various outlier classes displayed in the second graphic. The second graphic shows the sequence view annotated by issues in geometry and electron density. Residues are color-coded according to the number of geometric quality criteria for which they contain at least one outlier: green = 0, yellow = 1, orange = 2 and red = 3 or more. A red dot above a residue indicates a poor fit to the electron density ($RSRZ > 2$). Stretches of 2 or more consecutive residues without any outlier are shown as a green connector. Residues present in the sample, but not in the model, are shown in grey.

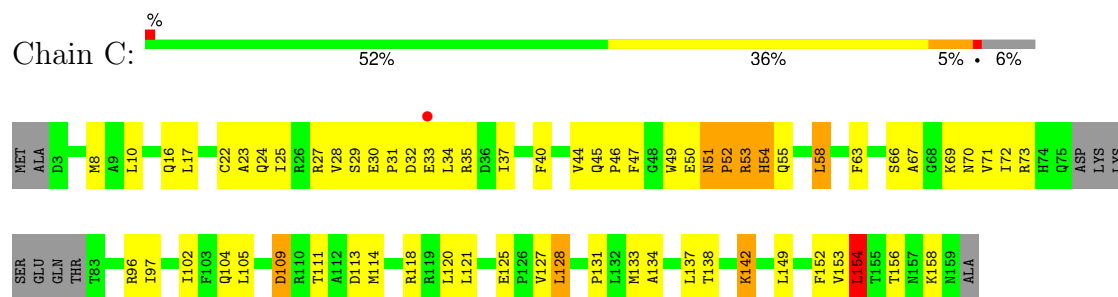
• Molecule 1: CRISPR system Cascade subunit CasA



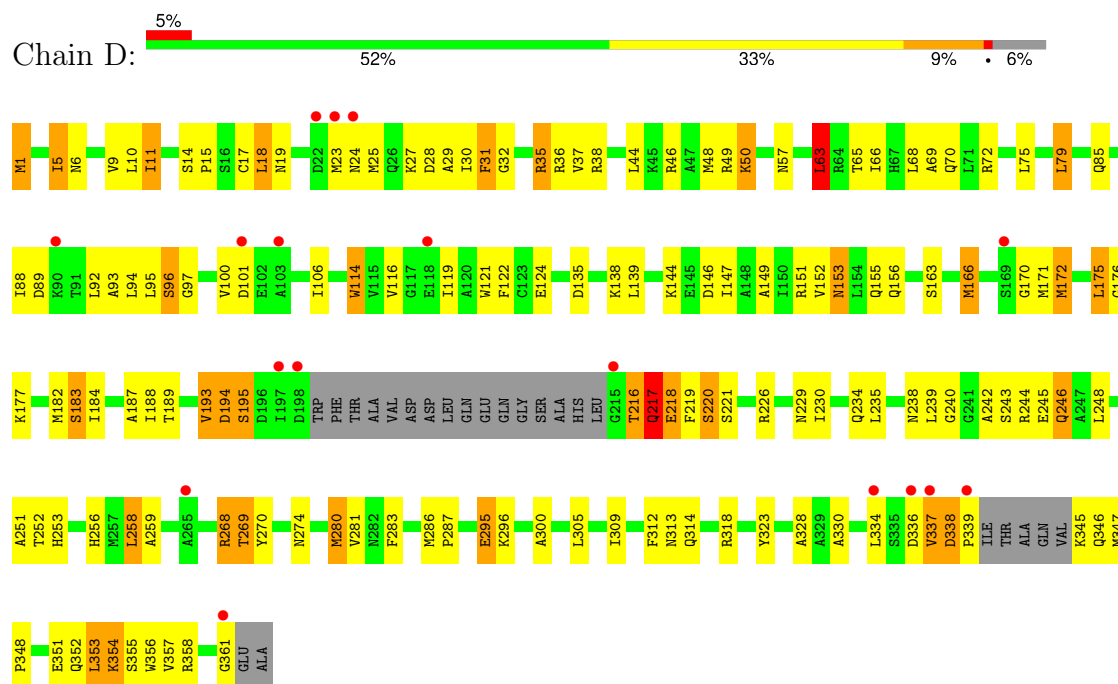
• Molecule 2: CRISPR system Cascade subunit CasB



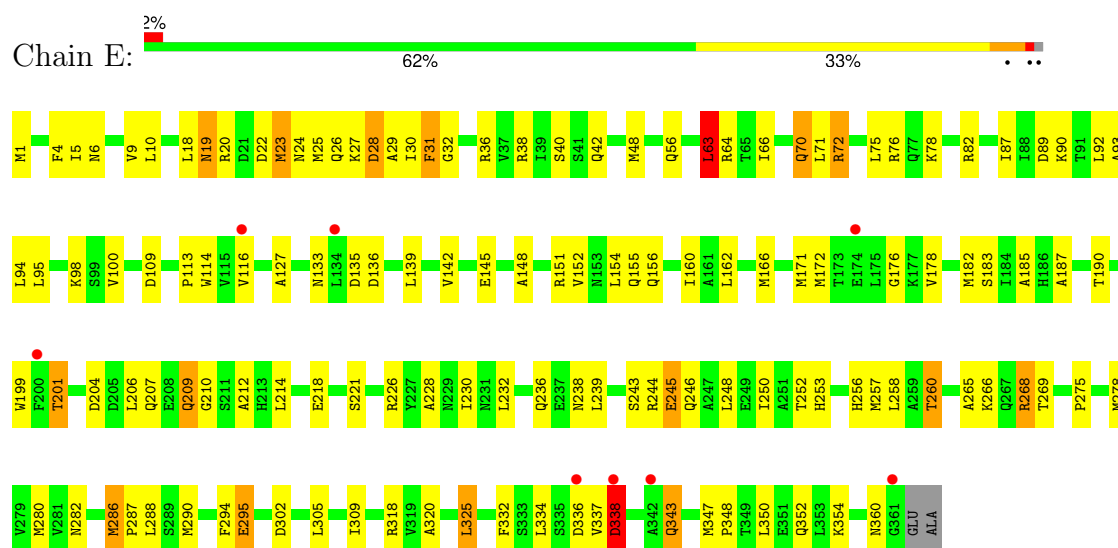
• Molecule 2: CRISPR system Cascade subunit CasB



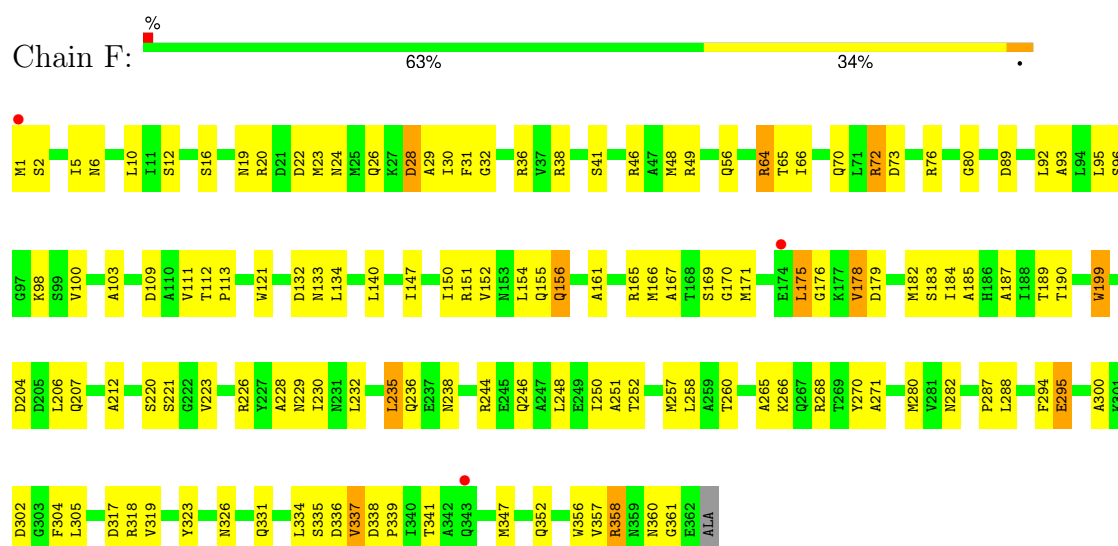
• Molecule 3: CRISPR system Cascade subunit CasC



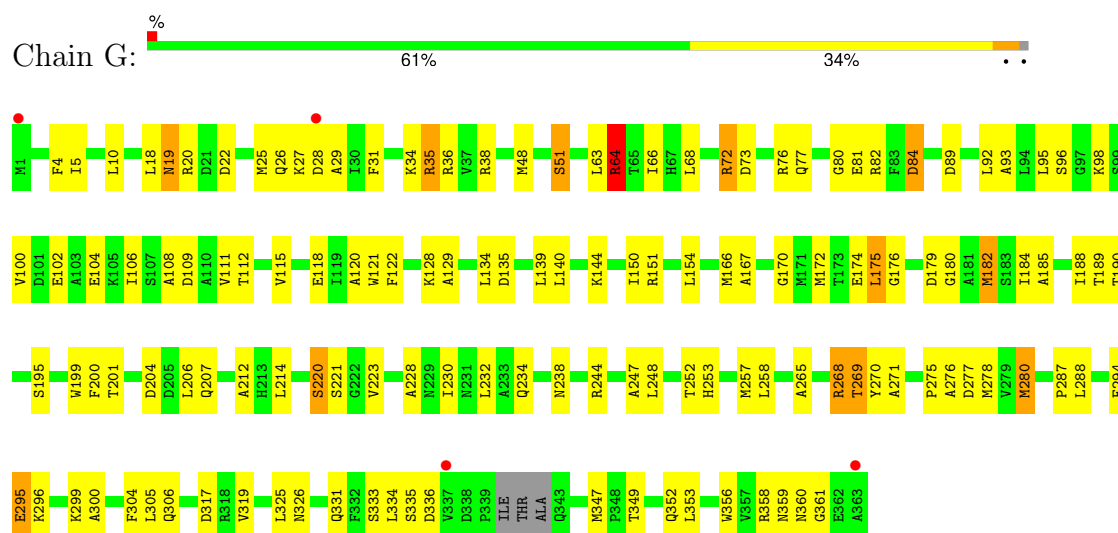
• Molecule 3: CRISPR system Cascade subunit CasC



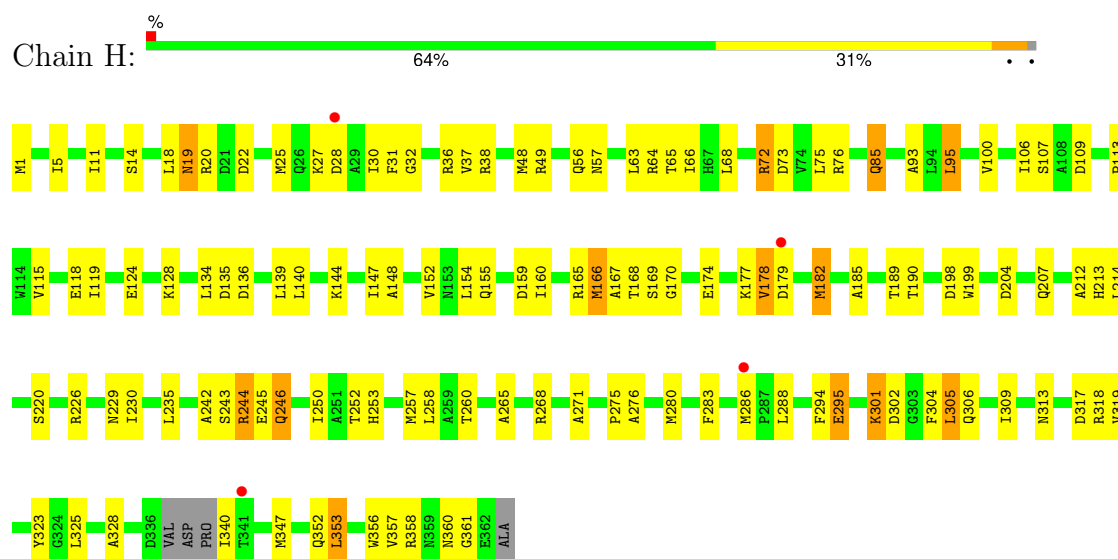
• Molecule 3: CRISPR system Cascade subunit CasC



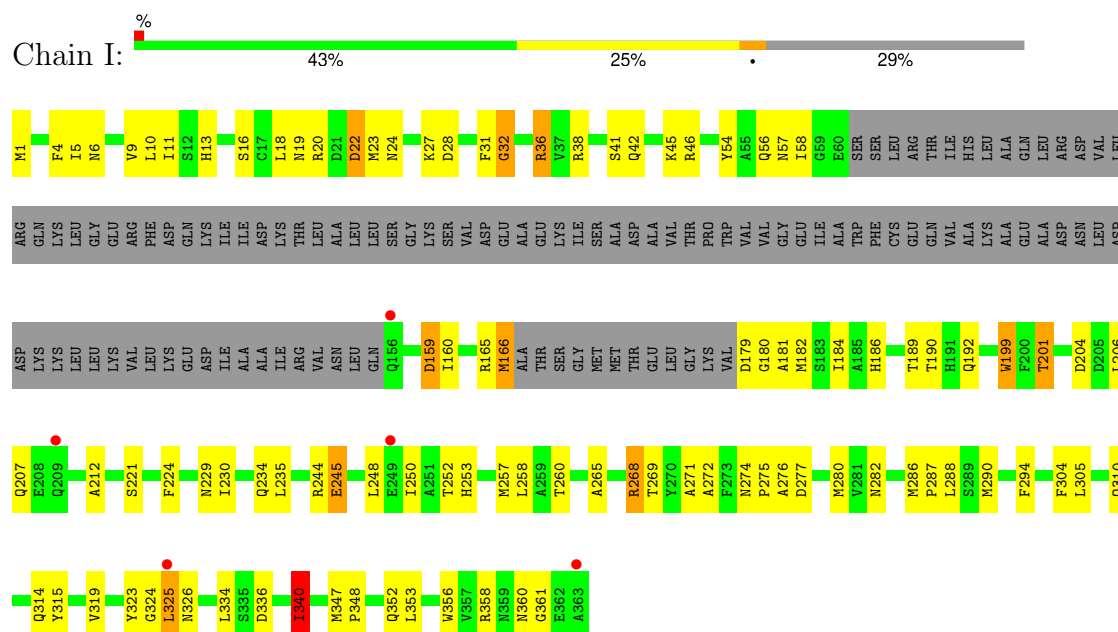
• Molecule 3: CRISPR system Cascade subunit CasC



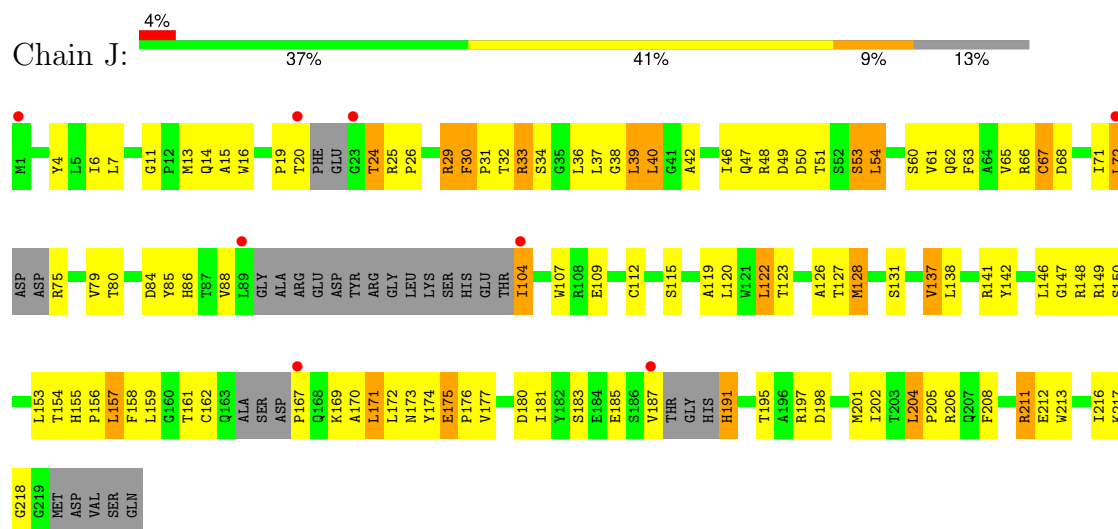
• Molecule 3: CRISPR system Cascade subunit CasC



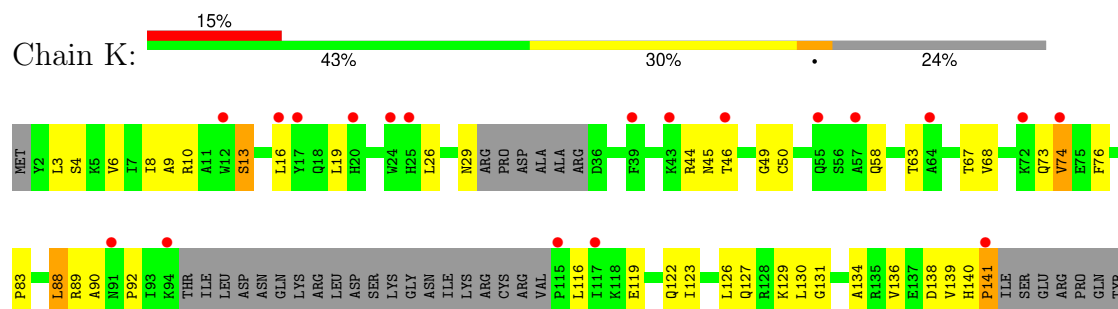
• Molecule 3: CRISPR system Cascade subunit CasC



• Molecule 4: CRISPR system Cascade subunit CasD

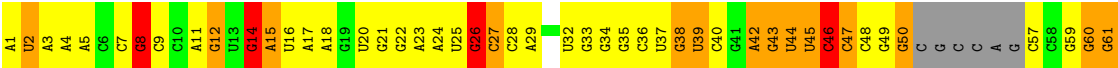


• Molecule 5: CRISPR system Cascade subunit CasE

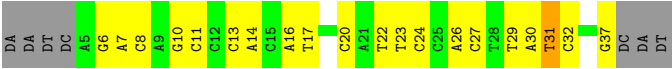




● Molecule 6: RNA (55-MER)



● Molecule 7: DNA (33-MER)



4 Data and refinement statistics

Property	Value	Source
Space group	P 31 2 1	Depositor
Cell constants a, b, c, α , β , γ	223.87Å 223.87Å 290.65Å 90.00° 90.00° 120.00°	Depositor
Resolution (Å)	39.47 – 3.03 39.47 – 3.03	Depositor EDS
% Data completeness (in resolution range)	96.2 (39.47-3.03) 96.3 (39.47-3.03)	Depositor EDS
R_{merge}	(Not available)	Depositor
R_{sym}	(Not available)	Depositor
$\langle I/\sigma(I) \rangle$ ¹	1.36 (at 3.01Å)	Xtriage
Refinement program	PHENIX (phenix.refine: 1.9_1692)	Depositor
R, R_{free}	0.224 , 0.267 0.230 , 0.271	Depositor DCC
R_{free} test set	7931 reflections (5.05%)	wwPDB-VP
Wilson B-factor (Å ²)	86.4	Xtriage
Anisotropy	0.268	Xtriage
Bulk solvent k_{sol} (e/Å ³), B_{sol} (Å ²)	0.31 , 76.4	EDS
L-test for twinning ²	$\langle L \rangle = 0.51$, $\langle L^2 \rangle = 0.34$	Xtriage
Estimated twinning fraction	0.016 for -h,-k,l	Xtriage
F_o, F_c correlation	0.92	EDS
Total number of atoms	26543	wwPDB-VP
Average B, all atoms (Å ²)	106.0	wwPDB-VP

Xtriage's analysis on translational NCS is as follows: *The largest off-origin peak in the Patterson function is 2.29% of the height of the origin peak. No significant pseudotranslation is detected.*

¹Intensities estimated from amplitudes.

²Theoretical values of $\langle |L| \rangle$, $\langle L^2 \rangle$ for acentric reflections are 0.5, 0.333 respectively for untwinned datasets, and 0.375, 0.2 for perfectly twinned datasets.

5 Model quality [i](#)

5.1 Standard geometry [i](#)

Bond lengths and bond angles in the following residue types are not validated in this section: ZN

The Z score for a bond length (or angle) is the number of standard deviations the observed value is removed from the expected value. A bond length (or angle) with $|Z| > 5$ is considered an outlier worth inspection. RMSZ is the root-mean-square of all Z scores of the bond lengths (or angles).

Mol	Chain	Bond lengths		Bond angles	
		RMSZ	$\# Z > 5$	RMSZ	$\# Z > 5$
1	A	0.54	2/3789 (0.1%)	0.76	2/5138 (0.0%)
2	B	0.52	0/1262	0.74	1/1704 (0.1%)
2	C	0.56	1/1262 (0.1%)	0.76	1/1704 (0.1%)
3	D	0.43	0/2669	0.65	2/3595 (0.1%)
3	E	0.54	0/2839	0.76	3/3832 (0.1%)
3	F	0.55	0/2848	0.76	1/3844 (0.0%)
3	G	0.58	0/2832	0.76	1/3820 (0.0%)
3	H	0.53	0/2824	0.75	1/3808 (0.0%)
3	I	0.58	0/2013	0.81	3/2716 (0.1%)
4	J	0.55	1/1578 (0.1%)	0.81	0/2136
5	K	0.37	0/1222	0.56	0/1654
6	L	2.04	20/1317 (1.5%)	1.60	25/2051 (1.2%)
7	M	0.97	2/750 (0.3%)	1.05	1/1153 (0.1%)
All	All	0.70	26/27205 (0.1%)	0.83	41/37155 (0.1%)

Chiral center outliers are detected by calculating the chiral volume of a chiral center and verifying if the center is modelled as a planar moiety or with the opposite hand. A planarity outlier is detected by checking planarity of atoms in a peptide group, atoms in a mainchain group or atoms of a sidechain that are expected to be planar.

Mol	Chain	#Chirality outliers	#Planarity outliers
1	A	0	2
3	D	0	1
3	E	0	1
All	All	0	4

All (26) bond length outliers are listed below:

Mol	Chain	Res	Type	Atoms	Z	Observed(Å)	Ideal(Å)
6	L	57	C	N1-C2	20.95	1.61	1.40
6	L	57	C	N1-C6	19.63	1.49	1.37

Continued on next page...

Continued from previous page...

Mol	Chain	Res	Type	Atoms	Z	Observed(Å)	Ideal(Å)
6	L	50	G	C8-N7	18.89	1.42	1.30
6	L	50	G	N9-C4	17.88	1.52	1.38
6	L	50	G	C2-N3	17.86	1.47	1.32
6	L	50	G	N9-C8	17.17	1.49	1.37
6	L	50	G	C5-C4	17.08	1.50	1.38
6	L	50	G	N7-C5	16.71	1.49	1.39
6	L	50	G	N3-C4	16.68	1.47	1.35
6	L	57	C	C4-C5	15.31	1.55	1.43
6	L	57	C	C2-N3	15.14	1.47	1.35
6	L	50	G	N1-C2	14.59	1.49	1.37
6	L	57	C	C2-O2	14.14	1.37	1.24
6	L	50	G	C6-N1	13.69	1.49	1.39
6	L	57	C	C5-C6	13.52	1.45	1.34
6	L	50	G	C6-O6	12.87	1.35	1.24
6	L	50	G	C2-N2	12.13	1.46	1.34
6	L	57	C	N3-C4	11.68	1.42	1.33
6	L	57	C	C4-N4	9.35	1.42	1.33
1	A	242	CYS	CB-SG	7.69	1.95	1.82
4	J	67	CYS	CB-SG	6.91	1.94	1.82
6	L	50	G	C5-C6	5.97	1.48	1.42
1	A	252	CYS	CB-SG	5.41	1.91	1.82
7	M	31	DT	C3'-O3'	-5.41	1.36	1.44
7	M	32	DC	C3'-O3'	-5.40	1.36	1.44
2	C	58	LEU	CG-CD2	5.25	1.71	1.51

All (41) bond angle outliers are listed below:

Mol	Chain	Res	Type	Atoms	Z	Observed(°)	Ideal(°)
6	L	50	G	C5-C6-O6	-13.47	120.52	128.60
6	L	50	G	N1-C6-O6	12.30	127.28	119.90
6	L	57	C	C2-N1-C1'	12.27	132.30	118.80
6	L	57	C	N3-C2-O2	-10.69	114.42	121.90
6	L	50	G	N3-C4-C5	-10.02	123.59	128.60
1	A	8	TRP	CB-CA-C	9.44	129.28	110.40
6	L	57	C	C6-N1-C2	-9.29	116.58	120.30
6	L	57	C	N1-C2-O2	9.21	124.43	118.90
3	F	103	ALA	CB-CA-C	-8.89	96.76	110.10
6	L	57	C	C6-N1-C1'	-8.11	111.07	120.80
6	L	46	C	C6-N1-C2	-7.58	117.27	120.30
6	L	8	G	O4'-C1'-N9	7.39	114.11	108.20
6	L	50	G	N3-C4-N9	7.28	130.37	126.00
2	C	154	LEU	CA-CB-CG	7.23	131.93	115.30

Continued on next page...

Continued from previous page...

Mol	Chain	Res	Type	Atoms	Z	Observed(°)	Ideal(°)
3	E	63	LEU	CA-CB-CG	7.18	131.81	115.30
6	L	50	G	C4-C5-C6	6.79	122.88	118.80
3	I	324	GLY	N-CA-C	-6.69	96.38	113.10
6	L	14	G	O4'-C1'-N9	6.65	113.52	108.20
6	L	26	G	O4'-C1'-N9	6.49	113.39	108.20
3	E	338	ASP	C-N-CD	6.42	141.88	128.40
3	H	32	GLY	N-CA-C	-6.35	97.21	113.10
3	E	32	GLY	N-CA-C	-6.26	97.45	113.10
3	I	32	GLY	N-CA-C	-6.22	97.56	113.10
6	L	46	C	N1-C2-O2	6.18	122.61	118.90
3	D	63	LEU	CA-CB-CG	6.17	129.50	115.30
6	L	46	C	N3-C2-O2	-6.05	117.66	121.90
1	A	169	GLY	N-CA-C	6.04	128.19	113.10
3	D	218	GLU	N-CA-C	6.02	127.25	111.00
3	I	340	ILE	CB-CA-C	-5.77	100.07	111.60
7	M	31	DT	N3-C4-O4	5.63	123.28	119.90
2	B	148	LEU	CA-CB-CG	5.61	128.19	115.30
6	L	20	U	O4'-C1'-N1	5.60	112.68	108.20
6	L	12	G	OP1-P-OP2	5.50	127.84	119.60
6	L	8	G	C5-C6-O6	-5.46	125.32	128.60
6	L	20	U	C2-N1-C1'	5.43	124.21	117.70
6	L	50	G	C2-N3-C4	5.42	114.61	111.90
6	L	44	U	P-O3'-C3'	5.31	126.07	119.70
6	L	14	G	C4-N9-C1'	5.26	133.34	126.50
3	G	64	ARG	NE-CZ-NH2	-5.22	117.69	120.30
6	L	44	U	OP1-P-O3'	5.22	116.69	105.20
6	L	50	G	C6-C5-N7	-5.07	127.36	130.40

There are no chirality outliers.

All (4) planarity outliers are listed below:

Mol	Chain	Res	Type	Group
1	A	157	GLY	Peptide
1	A	442	GLN	Peptide
3	D	217	GLN	Peptide
3	E	31	PHE	Peptide

5.2 Too-close contacts [i](#)

In the following table, the Non-H and H(model) columns list the number of non-hydrogen atoms and hydrogen atoms in the chain respectively. The H(added) column lists the number of hydrogen

atoms added and optimized by MolProbity. The Clashes column lists the number of clashes within the asymmetric unit, whereas Symm-Clashes lists symmetry-related clashes.

Mol	Chain	Non-H	H(model)	H(added)	Clashes	Symm-Clashes
1	A	3702	0	3706	137	0
2	B	1238	0	1242	35	0
2	C	1238	0	1242	48	0
3	D	2630	0	2626	110	1
3	E	2794	0	2780	108	0
3	F	2803	0	2786	108	0
3	G	2788	0	2767	114	1
3	H	2781	0	2765	92	0
3	I	1978	0	1918	81	0
4	J	1545	0	1562	89	0
5	K	1197	0	1232	44	0
6	L	1178	0	597	68	0
7	M	670	0	371	18	0
8	A	1	0	0	0	0
All	All	26543	0	25594	925	1

The all-atom clashscore is defined as the number of clashes found per 1000 atoms (including hydrogen atoms). The all-atom clashscore for this structure is 18.

All (925) close contacts within the same asymmetric unit are listed below, sorted by their clash magnitude.

Atom-1	Atom-2	Interatomic distance (Å)	Clash overlap (Å)
3:E:337:VAL:N	3:E:338:ASP:HB2	1.40	1.35
3:E:337:VAL:H	3:E:338:ASP:CB	1.61	1.13
1:A:4:LEU:HB3	1:A:84:ILE:HD11	1.37	1.06
3:E:337:VAL:CA	3:E:338:ASP:HB2	1.85	1.06
3:H:185:ALA:HB2	3:I:271:ALA:HB3	1.41	1.02
3:E:337:VAL:H	3:E:338:ASP:HB2	0.86	0.99
2:C:44:VAL:HG13	2:C:58:LEU:HD22	1.47	0.96
3:F:154:LEU:HD12	3:F:238:ASN:O	1.69	0.92
4:J:126:ALA:HB1	4:J:127:THR:HA	1.52	0.90
3:I:11:ILE:HG22	3:I:276:ALA:HA	1.55	0.88
3:F:151:ARG:O	3:F:154:LEU:HB2	1.73	0.88
1:A:97:GLU:HA	1:A:104:LYS:HG3	1.55	0.86
3:H:93:ALA:HB2	3:H:100:VAL:HG22	1.57	0.85
7:M:23:DT:H2''	7:M:24:DC:H5'	1.59	0.84
7:M:6:DG:H2''	7:M:7:DA:H5'	1.60	0.83
3:F:20:ARG:NH1	6:L:29:A:OP2	2.11	0.82
3:F:252:THR:HG21	3:F:358:ARG:HD2	1.61	0.82

Continued on next page...

Continued from previous page...

Atom-1	Atom-2	Interatomic distance (Å)	Clash overlap (Å)
2:C:28:VAL:HG13	2:C:33:GLU:HB2	1.62	0.82
3:E:320:ALA:HA	3:E:325:LEU:HD21	1.61	0.82
2:B:23:ALA:HA	2:B:26:ARG:HD2	1.61	0.82
3:G:234:GLN:O	3:G:238:ASN:ND2	2.13	0.81
3:G:185:ALA:HB2	3:H:271:ALA:HB3	1.63	0.81
3:F:98:LYS:NZ	3:F:109:ASP:OD1	2.13	0.81
1:A:8:TRP:O	1:A:21:ILE:HG23	1.81	0.80
4:J:175:GLU:HG2	4:J:176:PRO:HA	1.62	0.79
3:F:318:ARG:NH2	3:G:336:ASP:OD1	2.14	0.79
3:G:204:ASP:HB2	3:G:212:ALA:HB2	1.64	0.79
3:G:252:THR:HG21	3:G:358:ARG:HG3	1.63	0.78
1:A:209:PRO:HG2	1:A:212:ILE:HD13	1.65	0.78
4:J:48:ARG:NH1	6:L:1:A:O2'	2.16	0.78
3:H:252:THR:HG21	3:H:358:ARG:HG3	1.65	0.78
3:I:166:MET:SD	3:I:166:MET:N	2.56	0.78
3:E:20:ARG:NH1	6:L:35:G:OP2	2.15	0.78
2:B:118:ARG:NH2	3:E:23:MET:SD	2.57	0.77
3:F:204:ASP:HB2	3:F:212:ALA:HB2	1.65	0.77
3:E:325:LEU:HD23	3:E:325:LEU:H	1.46	0.77
2:C:142:LYS:H	2:C:142:LYS:HD3	1.50	0.77
1:A:38:LEU:HB2	1:A:44:GLU:HG3	1.67	0.77
3:D:28:ASP:O	3:D:38:ARG:NH1	2.18	0.76
4:J:138:LEU:HG	4:J:159:LEU:HD11	1.66	0.76
1:A:213:LYS:O	1:A:230:ARG:NH2	2.18	0.76
3:F:165:ARG:NH1	3:F:176:GLY:O	2.18	0.76
3:F:185:ALA:HB2	3:G:271:ALA:HB3	1.67	0.76
7:M:10:DG:H2'	7:M:11:DC:H5'	1.67	0.76
3:E:98:LYS:NZ	3:E:109:ASP:OD1	2.19	0.75
1:A:144:THR:HG21	1:A:241:LEU:HD21	1.68	0.75
3:G:93:ALA:HB2	3:G:100:VAL:HG22	1.69	0.74
4:J:142:TYR:HE2	6:L:1:A:C5	2.05	0.74
3:H:20:ARG:HH12	6:L:16:U:H3'	1.51	0.74
4:J:191:HIS:O	4:J:191:HIS:ND1	2.21	0.74
5:K:186:ALA:HB1	5:K:189:MET:HB2	1.69	0.73
3:F:244:ARG:NH2	3:F:360:ASN:OD1	2.21	0.73
3:F:93:ALA:HB2	3:F:100:VAL:HG22	1.69	0.73
3:I:20:ARG:NH1	6:L:11:A:OP2	2.20	0.73
3:E:28:ASP:O	3:E:38:ARG:NH1	2.22	0.72
1:A:374:TYR:HD2	1:A:440:PHE:HB3	1.54	0.72
1:A:488:LYS:HE3	1:A:491:ARG:HH21	1.55	0.72
1:A:43:MET:HE1	1:A:118:LEU:HD22	1.71	0.72

Continued on next page...

Continued from previous page...

Atom-1	Atom-2	Interatomic distance (Å)	Clash overlap (Å)
3:G:296:LYS:HG3	3:H:302:ASP:HB3	1.71	0.71
3:H:113:PRO:HG2	3:H:165:ARG:HD3	1.72	0.71
3:H:115:VAL:HB	3:H:118:GLU:HB2	1.71	0.71
3:D:268:ARG:HH22	3:D:274:ASN:HB2	1.55	0.71
4:J:50:ASP:OD2	4:J:53:SER:OG	2.09	0.70
3:H:75:LEU:HD21	3:H:119:ILE:HD12	1.71	0.70
3:H:242:ALA:HB1	3:H:246:GLN:HG2	1.73	0.70
3:E:151:ARG:HH22	3:E:176:GLY:HA2	1.55	0.70
3:D:31:PHE:CZ	3:D:295:GLU:HA	2.27	0.70
3:F:257:MET:HA	3:F:260:THR:HG22	1.73	0.70
4:J:142:TYR:HE2	6:L:1:A:C4	2.09	0.69
4:J:31:PRO:HD2	4:J:65:VAL:HG11	1.74	0.69
3:E:156:GLN:N	3:E:156:GLN:OE1	2.26	0.69
3:H:20:ARG:NH1	6:L:17:A:OP2	2.24	0.69
3:G:347:MET:HE2	3:G:352:GLN:HB3	1.73	0.69
3:D:152:VAL:HG12	3:D:240:GLY:HA3	1.74	0.69
3:D:219:PHE:HE1	5:K:166:VAL:HG23	1.58	0.69
5:K:9:ALA:O	5:K:13:SER:OG	2.11	0.68
3:D:166:MET:HE2	6:L:35:G:H2'	1.73	0.68
3:G:98:LYS:NZ	3:G:109:ASP:OD1	2.26	0.68
3:E:337:VAL:HB	3:E:338:ASP:OD1	1.93	0.68
4:J:180:ASP:HB3	4:J:218:GLY:H	1.57	0.68
5:K:10:ARG:NH2	5:K:46:THR:O	2.25	0.68
3:D:70:GLN:HB2	3:E:206:LEU:HD13	1.75	0.67
3:I:31:PHE:O	3:I:36:ARG:NE	2.27	0.67
1:A:246:GLY:HA3	1:A:260:ARG:NH1	2.08	0.67
2:B:28:VAL:HG13	2:B:33:GLU:HB2	1.76	0.67
3:F:204:ASP:HB3	3:F:207:GLN:HG2	1.76	0.67
3:I:180:GLY:O	4:J:149:ARG:NH2	2.28	0.66
6:L:1:A:O2'	6:L:2:U:OP1	2.11	0.66
3:H:11:ILE:HG12	3:H:276:ALA:HA	1.77	0.66
4:J:7:LEU:HD22	4:J:157:LEU:HB3	1.76	0.66
3:H:167:ALA:H	3:H:177:LYS:NZ	1.94	0.66
3:H:204:ASP:HB3	3:H:207:GLN:HG2	1.77	0.66
1:A:8:TRP:HB2	1:A:142:GLY:HA3	1.78	0.66
3:D:220:SER:O	3:D:220:SER:OG	2.13	0.66
3:D:268:ARG:NH1	3:D:274:ASN:O	2.27	0.66
1:A:165:GLY:HA2	1:A:168:GLY:HA3	1.76	0.66
3:D:283:PHE:HB2	3:D:328:ALA:HB3	1.78	0.66
3:I:356:TRP:CE2	3:I:361:GLY:HA2	2.31	0.66
4:J:26:PRO:HA	4:J:109:GLU:HB2	1.77	0.66

Continued on next page...

Continued from previous page...

Atom-1	Atom-2	Interatomic distance (Å)	Clash overlap (Å)
3:F:30:ILE:O	3:G:221:SER:OG	2.13	0.65
3:I:45:LYS:HD2	3:I:184:ILE:HD13	1.78	0.65
3:I:179:ASP:OD2	4:J:48:ARG:NH2	2.28	0.65
3:I:257:MET:HA	3:I:260:THR:HG22	1.77	0.65
1:A:4:LEU:HB3	1:A:84:ILE:CD1	2.22	0.65
2:B:86:SER:HB3	2:B:89:ARG:HG2	1.78	0.65
3:H:318:ARG:HG2	3:I:334:LEU:HD22	1.78	0.65
3:I:252:THR:HG21	3:I:358:ARG:HG3	1.79	0.65
3:G:288:LEU:HD21	3:G:319:VAL:HG11	1.79	0.65
3:G:26:GLN:NE2	3:G:195:SER:OG	2.29	0.65
3:I:204:ASP:HB3	3:I:207:GLN:HG2	1.79	0.65
2:B:106:ILE:HD11	2:B:149:LEU:HB2	1.79	0.64
3:G:166:MET:HE2	6:L:17:A:N9	2.12	0.64
3:G:234:GLN:HE21	3:G:238:ASN:HD21	1.45	0.64
3:E:320:ALA:HA	3:E:325:LEU:CD2	2.27	0.64
3:I:204:ASP:HB2	3:I:212:ALA:HB2	1.80	0.64
3:H:63:LEU:HD21	3:I:206:LEU:HD21	1.79	0.64
3:D:35:ARG:NH1	3:D:194:ASP:OD1	2.30	0.64
3:E:183:SER:HB3	3:F:268:ARG:HA	1.78	0.64
3:F:288:LEU:HD21	3:F:319:VAL:HG11	1.79	0.64
3:I:18:LEU:HA	3:I:265:ALA:O	1.98	0.64
3:I:201:THR:HG21	6:L:14:G:H21	1.63	0.64
4:J:29:ARG:HG3	4:J:29:ARG:HH11	1.63	0.64
3:H:244:ARG:NH2	3:H:360:ASN:OD1	2.31	0.64
4:J:206:ARG:HD2	6:L:4:A:C6	2.33	0.64
3:E:309:ILE:HG22	3:E:338:ASP:OD2	1.98	0.64
3:I:4:PHE:CD2	3:I:287:PRO:HD3	2.33	0.64
2:C:51:ASN:O	2:C:53:ARG:N	2.31	0.63
3:F:288:LEU:HD11	3:G:275:PRO:HG3	1.80	0.63
5:K:122:GLN:HB3	5:K:163:PHE:HZ	1.63	0.63
3:E:204:ASP:HB3	3:E:207:GLN:HG2	1.80	0.63
2:C:44:VAL:CG1	2:C:58:LEU:HD22	2.26	0.63
3:D:9:VAL:HG11	3:D:259:ALA:HA	1.80	0.63
3:H:18:LEU:HA	3:H:265:ALA:O	1.99	0.63
3:H:347:MET:HE2	3:H:352:GLN:HB3	1.79	0.63
3:F:113:PRO:HD2	3:F:165:ARG:HD3	1.81	0.63
4:J:40:LEU:HD11	4:J:120:LEU:HD11	1.79	0.63
4:J:180:ASP:HB3	4:J:218:GLY:N	2.14	0.63
5:K:127:GLN:HE22	5:K:136:VAL:H	1.47	0.63
1:A:167:ARG:HE	1:A:279:HIS:CG	2.16	0.62
3:D:92:LEU:O	3:D:96:SER:HB3	1.99	0.62

Continued on next page...

Continued from previous page...

Atom-1	Atom-2	Interatomic distance (Å)	Clash overlap (Å)
3:H:20:ARG:NH1	6:L:16:U:H3'	2.14	0.62
3:E:70:GLN:HB3	3:F:206:LEU:HD13	1.82	0.62
3:E:72:ARG:HE	3:E:76:ARG:HH12	1.46	0.62
5:K:90:ALA:O	5:K:161:VAL:N	2.33	0.62
3:F:5:ILE:HG23	3:F:230:ILE:HB	1.82	0.62
7:M:29:DT:C4	7:M:30:DA:N6	2.68	0.62
6:L:47:C:N4	6:L:61:G:O6	2.32	0.61
3:F:300:ALA:HB2	3:F:304:PHE:CE1	2.35	0.61
3:I:5:ILE:HG23	3:I:230:ILE:HB	1.81	0.61
1:A:99:PRO:HG2	1:A:102:GLN:HB2	1.82	0.61
3:G:35:ARG:NH2	3:G:195:SER:OG	2.34	0.61
1:A:202:GLU:HA	1:A:204:HIS:CE1	2.35	0.61
3:H:295:GLU:OE1	3:I:304:PHE:N	2.34	0.61
3:E:93:ALA:HB2	3:E:100:VAL:HG22	1.83	0.61
2:B:113:ASP:OD1	2:B:114:MET:N	2.34	0.60
3:F:155:GLN:HG3	3:F:156:GLN:OE1	2.01	0.60
1:A:63:ASP:OD1	1:A:66:GLU:N	2.31	0.60
3:H:190:THR:HG23	3:H:294:PHE:CG	2.36	0.60
5:K:26:LEU:HD23	5:K:63:THR:HG23	1.84	0.60
1:A:8:TRP:HB2	1:A:142:GLY:CA	2.31	0.60
1:A:14:ARG:HH11	1:A:14:ARG:HB3	1.67	0.60
3:E:204:ASP:HB2	3:E:212:ALA:HB2	1.83	0.60
4:J:195:THR:HG23	4:J:212:GLU:HG3	1.83	0.60
3:E:244:ARG:NH2	3:E:360:ASN:OD1	2.34	0.60
3:G:144:LYS:NZ	3:G:174:GLU:OE2	2.30	0.60
3:H:288:LEU:HD21	3:H:319:VAL:HG11	1.84	0.60
3:G:144:LYS:HE2	3:G:174:GLU:HB3	1.84	0.60
1:A:269:PHE:HD1	1:A:270:THR:N	2.00	0.60
3:E:135:ASP:OD1	3:E:136:ASP:N	2.35	0.60
1:A:42:ASP:OD1	1:A:43:MET:N	2.34	0.60
3:G:280:MET:HB2	3:G:331:GLN:HG3	1.84	0.60
3:I:190:THR:HG23	3:I:294:PHE:CD1	2.38	0.59
3:I:235:LEU:HD21	3:I:250:ILE:HD12	1.84	0.59
4:J:155:HIS:ND1	4:J:156:PRO:O	2.35	0.59
3:H:318:ARG:HD3	3:I:334:LEU:O	2.02	0.59
3:I:288:LEU:HD21	4:J:156:PRO:HD3	1.85	0.59
3:E:337:VAL:CA	3:E:338:ASP:CB	2.73	0.59
3:G:296:LYS:HE2	3:H:306:GLN:NE2	2.18	0.59
1:A:400:ALA:HB2	1:A:415:VAL:HG12	1.84	0.59
2:B:40:PHE:O	2:B:44:VAL:HG23	2.02	0.59
3:G:214:LEU:HB2	7:M:20:DC:C2	2.38	0.59

Continued on next page...

Continued from previous page...

Atom-1	Atom-2	Interatomic distance (Å)	Clash overlap (Å)
2:C:134:ALA:O	2:C:138:THR:HG23	2.03	0.58
4:J:187:VAL:HG21	4:J:216:ILE:HG12	1.84	0.58
3:D:183:SER:HB3	3:E:268:ARG:HA	1.84	0.58
3:F:29:ALA:HB2	3:F:38:ARG:HD3	1.85	0.58
2:C:63:PHE:O	2:C:66:SER:OG	2.13	0.58
3:D:31:PHE:CE2	3:D:295:GLU:HA	2.39	0.58
3:I:186:HIS:HB2	4:J:13:MET:HE1	1.85	0.58
6:L:47:C:H2'	6:L:48:C:C6	2.37	0.58
3:D:5:ILE:HG23	3:D:230:ILE:HB	1.85	0.58
2:B:44:VAL:HG12	2:B:49:TRP:HB2	1.85	0.58
3:F:151:ARG:HH22	3:F:176:GLY:HA2	1.68	0.58
1:A:238:HIS:HB3	1:A:267:GLU:HB3	1.86	0.58
1:A:254:GLY:HA2	4:J:204:LEU:HD22	1.85	0.58
3:E:10:LEU:HB2	3:E:278:MET:HB3	1.85	0.58
3:F:229:ASN:HD21	3:F:287:PRO:HB3	1.68	0.58
2:C:49:TRP:O	2:C:50:GLU:CB	2.51	0.58
3:D:9:VAL:HG12	3:D:11:ILE:HG12	1.86	0.58
3:E:5:ILE:HG23	3:E:230:ILE:HB	1.85	0.58
3:H:144:LYS:HD2	3:H:174:GLU:CG	2.34	0.58
1:A:444:ASP:OD1	1:A:444:ASP:N	2.35	0.58
3:D:234:GLN:NE2	3:D:238:ASN:OD1	2.36	0.58
3:D:345:LYS:HG2	3:D:346:GLN:H	1.69	0.58
3:G:190:THR:HG23	3:G:294:PHE:CG	2.39	0.58
5:K:8:ILE:HD12	5:K:19:LEU:HD23	1.86	0.58
1:A:140:CYS:SG	1:A:253:CYS:SG	3.02	0.57
1:A:226:ILE:HG23	1:A:230:ARG:HG2	1.85	0.57
3:F:166:MET:HE2	6:L:23:A:C4	2.39	0.57
3:F:179:ASP:O	3:F:238:ASN:ND2	2.36	0.57
3:F:295:GLU:OE1	3:G:304:PHE:N	2.36	0.57
3:H:65:THR:HB	3:I:206:LEU:HD23	1.86	0.57
4:J:49:ASP:OD1	4:J:50:ASP:N	2.36	0.57
4:J:62:GLN:HE21	4:J:123:THR:HG22	1.68	0.57
4:J:155:HIS:HE1	4:J:158:PHE:HB3	1.69	0.57
1:A:239:ILE:HG23	1:A:264:PHE:CE1	2.38	0.57
3:F:92:LEU:HD23	3:F:100:VAL:HG11	1.84	0.57
3:F:96:SER:O	3:F:169:SER:OG	2.21	0.57
3:F:165:ARG:HB3	3:F:178:VAL:HG23	1.86	0.57
3:F:28:ASP:O	3:F:38:ARG:NH1	2.37	0.57
3:F:183:SER:CB	3:G:268:ARG:HA	2.34	0.57
4:J:48:ARG:NH1	6:L:2:U:OP1	2.38	0.57
4:J:122:LEU:HD12	4:J:122:LEU:H	1.67	0.57

Continued on next page...

Continued from previous page...

Atom-1	Atom-2	Interatomic distance (Å)	Clash overlap (Å)
1:A:81:GLN:O	1:A:84:ILE:HG22	2.05	0.57
4:J:149:ARG:HG3	6:L:5:A:H5''	1.85	0.57
6:L:47:C:H2'	6:L:48:C:H6	1.69	0.57
1:A:38:LEU:HD12	1:A:44:GLU:HA	1.85	0.57
4:J:126:ALA:CB	4:J:127:THR:HA	2.30	0.57
2:C:49:TRP:CD1	2:C:50:GLU:N	2.72	0.57
3:G:96:SER:OG	3:G:98:LYS:HB2	2.05	0.57
1:A:45:LEU:HD22	1:A:348:GLY:HA3	1.85	0.57
1:A:106:VAL:HG13	1:A:267:GLU:HB2	1.86	0.57
3:G:26:GLN:HE22	3:G:220:SER:HB3	1.68	0.57
3:D:172:MET:HA	3:D:176:GLY:H	1.70	0.56
3:H:204:ASP:HB2	3:H:212:ALA:HB2	1.87	0.56
1:A:167:ARG:HE	1:A:279:HIS:CD2	2.24	0.56
3:I:19:ASN:ND2	3:I:27:LYS:HD2	2.20	0.56
1:A:443:ALA:HB1	1:A:446:VAL:HG12	1.86	0.56
3:D:75:LEU:HD11	3:D:119:ILE:HD13	1.87	0.56
3:D:219:PHE:HB3	5:K:140:HIS:ND1	2.20	0.56
3:H:30:ILE:O	3:I:221:SER:OG	2.22	0.56
1:A:14:ARG:HB3	1:A:14:ARG:NH1	2.20	0.56
3:F:326:ASN:ND2	3:F:326:ASN:O	2.39	0.56
1:A:166:LEU:HD21	1:A:234:TRP:CE2	2.39	0.56
3:E:31:PHE:O	3:E:36:ARG:NE	2.38	0.56
3:F:190:THR:HG23	3:F:294:PHE:CD1	2.40	0.56
3:G:300:ALA:HB2	3:G:304:PHE:CE1	2.41	0.56
1:A:40:ARG:NH2	1:A:42:ASP:OD2	2.31	0.56
4:J:71:ILE:HG22	4:J:72:LEU:H	1.70	0.56
3:G:204:ASP:HB3	3:G:207:GLN:HG2	1.86	0.56
3:H:144:LYS:HD2	3:H:174:GLU:HG2	1.88	0.56
1:A:4:LEU:HD13	1:A:84:ILE:HG12	1.88	0.55
3:D:305:LEU:O	3:D:309:ILE:HG12	2.06	0.55
3:E:253:HIS:O	3:E:257:MET:HG3	2.06	0.55
2:B:22:CYS:SG	2:B:26:ARG:NH2	2.78	0.55
5:K:130:LEU:O	5:K:134:ALA:N	2.35	0.55
2:C:97:ILE:HD13	2:C:120:LEU:HD22	1.87	0.55
3:E:343:GLN:OE1	3:E:343:GLN:HA	2.07	0.55
3:F:12:SER:HB2	3:F:223:VAL:HG22	1.86	0.55
3:D:351:GLU:HA	3:D:354:LYS:HG3	1.87	0.55
3:I:36:ARG:HG2	3:I:189:THR:O	2.06	0.55
1:A:159:GLY:HA3	1:A:162:PHE:H	1.71	0.55
1:A:238:HIS:CE1	1:A:269:PHE:CE2	2.95	0.55
3:G:288:LEU:HD11	3:H:275:PRO:HG3	1.89	0.55

Continued on next page...

Continued from previous page...

Atom-1	Atom-2	Interatomic distance (Å)	Clash overlap (Å)
7:M:16:DA:H2''	7:M:17:DT:H5'	1.88	0.55
2:B:67:ALA:HB2	2:B:118:ARG:HG3	1.88	0.55
3:G:201:THR:O	6:L:26:G:H5''	2.07	0.55
3:H:165:ARG:H	3:H:178:VAL:HG23	1.72	0.55
3:I:201:THR:HG21	6:L:14:G:N2	2.22	0.55
3:D:10:LEU:HD12	3:D:309:ILE:HD13	1.89	0.55
2:B:31:PRO:HG3	2:B:63:PHE:CD2	2.42	0.55
2:B:44:VAL:CG1	2:B:49:TRP:HB2	2.37	0.55
3:H:152:VAL:O	3:H:155:GLN:HB3	2.06	0.55
3:G:182:MET:SD	3:G:184:ILE:HD11	2.47	0.55
3:D:274:ASN:CG	3:D:334:LEU:HD11	2.27	0.54
3:G:253:HIS:O	3:G:257:MET:HG3	2.07	0.54
6:L:48:C:H2'	6:L:49:G:H8	1.72	0.54
4:J:142:TYR:CE2	6:L:1:A:C5	2.92	0.54
3:E:248:LEU:O	3:E:252:THR:HG23	2.07	0.54
3:H:22:ASP:HB3	3:I:199:TRP:CE2	2.43	0.54
2:C:10:LEU:HA	2:C:47:PHE:CE2	2.42	0.54
2:C:113:ASP:OD1	2:C:114:MET:N	2.40	0.54
6:L:14:G:H2'	6:L:15:A:H4'	1.88	0.54
2:B:102:ILE:HD12	2:B:152:PHE:CG	2.43	0.54
3:H:28:ASP:O	3:H:38:ARG:NH1	2.41	0.54
2:C:30:GLU:HG2	2:C:31:PRO:HD2	1.89	0.54
3:E:347:MET:HE2	3:E:352:GLN:HB3	1.88	0.54
3:E:348:PRO:HG2	3:E:352:GLN:OE1	2.08	0.54
3:H:167:ALA:O	3:H:177:LYS:NZ	2.40	0.54
1:A:257:SER:OG	1:A:260:ARG:HG2	2.08	0.54
1:A:397:TYR:CZ	1:A:401:GLU:HG3	2.43	0.54
3:G:66:ILE:HG22	3:H:204:ASP:OD2	2.08	0.54
3:E:166:MET:HE2	6:L:29:A:N9	2.23	0.54
3:G:29:ALA:HB2	3:G:38:ARG:HD3	1.89	0.54
4:J:142:TYR:CE2	6:L:1:A:C4	2.93	0.54
3:D:217:GLN:HG2	5:K:166:VAL:HG21	1.89	0.53
3:F:96:SER:OG	3:F:98:LYS:HB2	2.08	0.53
3:H:64:ARG:HG2	3:H:113:PRO:HB3	1.90	0.53
3:D:347:MET:HE2	3:D:353:LEU:HA	1.90	0.53
3:H:252:THR:HG22	3:H:357:VAL:HB	1.89	0.53
4:J:60:SER:OG	4:J:126:ALA:O	2.26	0.53
3:G:28:ASP:O	3:G:38:ARG:NH1	2.42	0.53
3:I:244:ARG:NH2	3:I:360:ASN:OD1	2.42	0.53
1:A:50:LEU:O	1:A:54:ILE:HG13	2.09	0.53
2:B:10:LEU:HA	2:B:47:PHE:CE2	2.44	0.53

Continued on next page...

Continued from previous page...

Atom-1	Atom-2	Interatomic distance (Å)	Clash overlap (Å)
3:F:70:GLN:HB3	3:G:206:LEU:HD13	1.90	0.53
4:J:29:ARG:O	4:J:29:ARG:HD3	2.09	0.53
5:K:76:PHE:HD2	5:K:176:ILE:HG23	1.72	0.53
3:E:256:HIS:O	3:E:260:THR:HB	2.08	0.53
4:J:104:ILE:HD12	7:M:37:DG:H2"	1.90	0.53
2:B:106:ILE:CD1	2:B:149:LEU:HB2	2.38	0.53
3:G:296:LYS:HE2	3:H:306:GLN:HE22	1.74	0.53
3:H:167:ALA:H	3:H:177:LYS:HZ2	1.54	0.53
3:E:337:VAL:N	3:E:338:ASP:CB	2.33	0.53
3:G:19:ASN:OD1	3:G:27:LYS:HD2	2.08	0.53
5:K:83:PRO:HB2	5:K:199:LEU:HD11	1.90	0.53
3:D:93:ALA:HB2	3:D:100:VAL:HG22	1.91	0.53
3:D:153:ASN:O	3:D:156:GLN:HB3	2.09	0.53
3:D:243:SER:OG	3:D:245:GLU:HG2	2.08	0.53
3:F:31:PHE:O	3:F:36:ARG:NE	2.38	0.53
3:F:252:THR:HG22	3:F:357:VAL:HB	1.91	0.53
6:L:35:G:H1	7:M:11:DC:H42	1.57	0.53
2:C:133:MET:O	2:C:137:LEU:HB2	2.09	0.52
3:D:155:GLN:HA	3:D:239:LEU:HD22	1.89	0.52
3:E:66:ILE:HG22	3:F:204:ASP:OD2	2.09	0.52
3:F:76:ARG:O	3:F:80:GLY:HA3	2.09	0.52
1:A:98:HIS:ND1	1:A:212:ILE:HA	2.24	0.52
3:I:186:HIS:CG	4:J:13:MET:HE1	2.43	0.52
3:F:190:THR:HG23	3:F:294:PHE:CG	2.45	0.52
3:G:347:MET:CE	3:G:352:GLN:HB3	2.38	0.52
4:J:34:SER:HB3	4:J:198:ASP:O	2.10	0.52
3:E:6:ASN:HB2	3:E:282:ASN:OD1	2.08	0.52
3:E:228:ALA:HB3	3:E:258:LEU:HD11	1.91	0.52
4:J:42:ALA:O	4:J:142:TYR:HB2	2.09	0.52
1:A:3:LEU:HD22	1:A:8:TRP:CE2	2.45	0.52
2:B:98:ASN:OD1	2:B:100:ARG:N	2.37	0.52
3:I:38:ARG:NH2	4:J:84:ASP:OD1	2.42	0.52
3:I:244:ARG:O	3:I:248:LEU:HG	2.10	0.52
3:D:256:HIS:CD2	3:D:354:LYS:HE2	2.44	0.52
3:E:337:VAL:HB	3:E:338:ASP:CG	2.29	0.52
3:F:317:ASP:HA	3:F:341:THR:HG21	1.91	0.52
3:F:335:SER:OG	3:F:337:VAL:HG23	2.10	0.52
3:G:84:ASP:OD1	3:G:84:ASP:N	2.26	0.52
3:H:95:LEU:O	3:H:170:GLY:HA3	2.10	0.52
3:D:248:LEU:O	3:D:252:THR:HG23	2.10	0.52
3:D:252:THR:HG22	3:D:357:VAL:HB	1.92	0.52

Continued on next page...

Continued from previous page...

Atom-1	Atom-2	Interatomic distance (Å)	Clash overlap (Å)
3:H:31:PHE:O	3:H:36:ARG:NE	2.42	0.52
3:I:325:LEU:HG	3:I:326:ASN:H	1.75	0.52
2:C:102:ILE:HD12	2:C:152:PHE:CG	2.44	0.51
3:F:183:SER:HB3	3:G:268:ARG:HA	1.91	0.51
4:J:11:GLY:HA2	4:J:154:THR:HG23	1.92	0.51
1:A:80:PHE:CE2	1:A:84:ILE:HD12	2.45	0.51
3:D:38:ARG:HA	3:D:187:ALA:O	2.10	0.51
3:E:71:LEU:O	3:E:75:LEU:HG	2.10	0.51
3:F:356:TRP:CE2	3:F:361:GLY:HA2	2.45	0.51
2:B:97:ILE:HD11	2:B:124:ALA:HB2	1.92	0.51
2:C:51:ASN:HB3	2:C:54:HIS:HB2	1.91	0.51
3:E:183:SER:CB	3:F:268:ARG:HA	2.39	0.51
3:G:18:LEU:HA	3:G:265:ALA:O	2.11	0.51
1:A:191:THR:OG1	1:A:194:ARG:NH1	2.40	0.51
3:E:20:ARG:HA	3:E:25:MET:O	2.10	0.51
3:G:234:GLN:HG3	3:G:238:ASN:HD21	1.75	0.51
3:D:37:VAL:HG23	3:D:193:VAL:HG21	1.91	0.51
3:D:94:LEU:O	3:D:171:MET:HB2	2.11	0.51
3:E:190:THR:HG23	3:E:294:PHE:CD1	2.45	0.51
1:A:307:TRP:HA	1:A:310:ILE:HG23	1.93	0.51
3:D:31:PHE:HD2	3:D:36:ARG:HE	1.59	0.51
3:G:100:VAL:HA	3:G:106:ILE:HD13	1.92	0.51
1:A:37:SER:O	1:A:37:SER:OG	2.28	0.51
3:H:72:ARG:HE	3:H:76:ARG:HH12	1.59	0.51
5:K:10:ARG:HH22	5:K:45:ASN:HA	1.76	0.51
4:J:71:ILE:HG22	4:J:72:LEU:N	2.26	0.51
4:J:180:ASP:HB2	4:J:216:ILE:O	2.11	0.51
1:A:142:GLY:O	1:A:146:ILE:HD12	2.11	0.51
1:A:174:THR:HG21	1:A:313:VAL:HG13	1.91	0.51
1:A:188:ASN:N	1:A:188:ASN:HD22	2.09	0.51
2:C:44:VAL:HG12	2:C:49:TRP:HB2	1.93	0.51
3:D:219:PHE:CE1	5:K:166:VAL:HG23	2.43	0.51
3:E:201:THR:HG21	6:L:38:G:H21	1.75	0.51
3:G:175:LEU:HD12	3:G:176:GLY:H	1.76	0.51
3:H:19:ASN:OD1	3:H:27:LYS:HD2	2.11	0.51
3:D:66:ILE:HG22	3:E:204:ASP:OD2	2.10	0.50
2:C:52:PRO:O	2:C:54:HIS:N	2.45	0.50
2:C:71:VAL:HG12	2:C:125:GLU:HG2	1.94	0.50
2:C:154:LEU:O	2:C:158:LYS:HG2	2.11	0.50
3:H:109:ASP:OD2	3:H:169:SER:HB3	2.11	0.50
3:I:28:ASP:O	3:I:38:ARG:NH1	2.43	0.50

Continued on next page...

Continued from previous page...

Atom-1	Atom-2	Interatomic distance (Å)	Clash overlap (Å)
5:K:6:VAL:HG22	5:K:68:VAL:HG22	1.92	0.50
2:C:23:ALA:O	2:C:27:ARG:HG3	2.11	0.50
3:E:347:MET:CE	3:E:352:GLN:HB3	2.42	0.50
3:H:165:ARG:N	3:H:178:VAL:HG23	2.27	0.50
3:I:315:TYR:CE1	3:I:319:VAL:HG21	2.46	0.50
1:A:300:PHE:O	1:A:351:ARG:HG2	2.11	0.50
6:L:60:G:C2	6:L:61:G:N7	2.79	0.50
1:A:374:TYR:CD2	1:A:440:PHE:HB3	2.40	0.50
3:E:190:THR:HG23	3:E:294:PHE:CG	2.47	0.50
3:H:140:LEU:O	3:H:144:LYS:HB2	2.11	0.50
1:A:246:GLY:O	1:A:259:LEU:HA	2.11	0.50
2:C:25:ILE:O	2:C:28:VAL:HG23	2.11	0.50
3:G:95:LEU:O	3:G:170:GLY:HA3	2.11	0.50
3:G:201:THR:HG22	3:G:214:LEU:HD22	1.92	0.50
3:E:232:LEU:O	3:E:236:GLN:HG3	2.12	0.50
3:F:323:TYR:OH	3:G:276:ALA:O	2.22	0.50
4:J:138:LEU:CG	4:J:159:LEU:HD11	2.40	0.50
3:G:68:LEU:HD11	3:G:108:ALA:HB2	1.94	0.50
6:L:5:A:OP2	6:L:7:C:N4	2.45	0.50
1:A:394:LYS:O	1:A:398:THR:HG22	2.12	0.50
3:D:116:VAL:HA	3:D:119:ILE:HD12	1.93	0.50
3:D:163:SER:OG	6:L:37:U:OP1	2.30	0.50
3:F:72:ARG:HG3	3:F:73:ASP:N	2.27	0.50
3:G:214:LEU:HD12	7:M:20:DC:C4	2.46	0.50
3:I:22:ASP:OD1	4:J:85:TYR:CG	2.64	0.50
3:E:152:VAL:O	3:E:155:GLN:HG3	2.12	0.49
3:F:166:MET:HG2	3:F:167:ALA:N	2.26	0.49
1:A:85:ALA:HB3	1:A:86:PRO:HD3	1.94	0.49
2:B:149:LEU:O	2:B:153:VAL:HG23	2.13	0.49
5:K:194:LEU:HD21	5:K:196:LEU:HD13	1.94	0.49
2:B:20:GLY:O	2:B:24:GLN:HB2	2.12	0.49
3:E:148:ALA:O	3:E:152:VAL:HG23	2.12	0.49
3:F:41:SER:HB2	3:F:184:ILE:HG23	1.95	0.49
3:F:152:VAL:O	3:F:155:GLN:HG2	2.12	0.49
3:H:356:TRP:CE2	3:H:361:GLY:HA2	2.47	0.49
2:B:134:ALA:O	2:B:138:THR:HG23	2.12	0.49
2:C:29:SER:OG	2:C:33:GLU:OE1	2.30	0.49
3:G:22:ASP:N	3:G:22:ASP:OD1	2.45	0.49
3:H:313:ASN:ND2	3:H:340:ILE:HG23	2.27	0.49
7:M:22:DT:H2''	7:M:23:DT:H5'	1.94	0.49
1:A:425:ARG:O	1:A:428:GLU:HB2	2.13	0.49

Continued on next page...

Continued from previous page...

Atom-1	Atom-2	Interatomic distance (Å)	Clash overlap (Å)
3:E:256:HIS:HB2	3:E:354:LYS:HD3	1.95	0.49
3:F:166:MET:HE2	6:L:23:A:N9	2.26	0.49
3:G:66:ILE:HB	3:G:111:VAL:HG22	1.95	0.49
2:C:104:GLN:HA	3:H:25:MET:HE2	1.95	0.49
3:D:152:VAL:O	3:D:155:GLN:HB3	2.13	0.49
3:F:232:LEU:O	3:F:236:GLN:HG3	2.12	0.49
3:D:31:PHE:CZ	3:D:295:GLU:CA	2.95	0.49
3:E:87:ILE:HD13	3:E:127:ALA:HA	1.94	0.49
3:I:190:THR:HG23	3:I:294:PHE:CG	2.48	0.49
1:A:11:VAL:HG13	1:A:34:TRP:CE3	2.48	0.49
1:A:339:PRO:O	1:A:372:GLN:NE2	2.46	0.49
3:E:30:ILE:O	3:F:221:SER:OG	2.24	0.49
3:I:248:LEU:O	3:I:252:THR:HG23	2.13	0.49
1:A:2:ASN:HB2	1:A:92:TYR:CD1	2.48	0.49
1:A:76:THR:HG23	1:A:79:GLU:CD	2.33	0.49
3:D:69:ALA:HB2	3:D:106:ILE:H	1.77	0.49
3:E:309:ILE:C	3:E:338:ASP:OD2	2.51	0.49
3:G:248:LEU:O	3:G:252:THR:HG23	2.13	0.49
3:H:48:MET:HG2	3:H:257:MET:HB3	1.94	0.49
3:D:121:TRP:HB2	3:D:153:ASN:OD1	2.13	0.49
3:G:278:MET:HG2	3:G:333:SER:HB3	1.95	0.49
3:H:68:LEU:N	3:H:106:ILE:O	2.41	0.49
3:E:29:ALA:HB2	3:E:38:ARG:HD3	1.95	0.48
3:E:243:SER:OG	3:E:245:GLU:HG2	2.13	0.48
3:F:2:SER:O	3:F:244:ARG:NH1	2.42	0.48
3:F:184:ILE:HG13	3:F:228:ALA:HB2	1.95	0.48
3:I:356:TRP:NE1	3:I:361:GLY:HA2	2.28	0.48
1:A:35:ARG:HA	1:A:35:ARG:HD2	1.46	0.48
2:C:67:ALA:HB2	2:C:118:ARG:HG3	1.95	0.48
3:D:323:TYR:CE2	3:E:275:PRO:HB2	2.49	0.48
3:F:22:ASP:HB3	3:G:199:TRP:CE2	2.48	0.48
3:F:187:ALA:HB2	3:F:226:ARG:HG2	1.95	0.48
3:G:140:LEU:HD21	3:G:174:GLU:HG3	1.95	0.48
3:H:22:ASP:OD1	3:H:22:ASP:N	2.46	0.48
4:J:51:THR:HA	4:J:54:LEU:HG	1.94	0.48
1:A:15:ASN:N	1:A:15:ASN:OD1	2.44	0.48
3:H:166:MET:HE1	6:L:12:G:C2	2.47	0.48
3:H:288:LEU:HD11	3:I:275:PRO:HG3	1.95	0.48
3:H:323:TYR:O	3:H:325:LEU:HD23	2.14	0.48
4:J:4:TYR:HH	4:J:167:PRO:N	2.10	0.48
1:A:155:ALA:HB1	1:A:156:PRO:HD2	1.95	0.48

Continued on next page...

Continued from previous page...

Atom-1	Atom-2	Interatomic distance (Å)	Clash overlap (Å)
3:D:31:PHE:O	3:D:36:ARG:CZ	2.62	0.48
3:E:90:LYS:HE2	3:E:94:LEU:HD11	1.95	0.48
3:F:5:ILE:HD13	3:F:251:ALA:HB1	1.94	0.48
3:F:95:LEU:O	3:F:170:GLY:HA3	2.13	0.48
3:G:27:LYS:HB3	3:G:38:ARG:NH1	2.29	0.48
3:G:92:LEU:O	3:G:96:SER:HB3	2.13	0.48
3:I:315:TYR:CZ	3:I:319:VAL:HG21	2.49	0.48
2:C:28:VAL:CG1	2:C:33:GLU:HB2	2.39	0.48
3:E:295:GLU:OE1	3:F:304:PHE:N	2.47	0.48
2:B:152:PHE:O	2:B:156:THR:HB	2.14	0.48
3:I:268:ARG:CZ	3:I:268:ARG:HB2	2.44	0.48
4:J:46:ILE:HG23	4:J:54:LEU:HD22	1.96	0.48
3:E:166:MET:HE2	6:L:29:A:H2'	1.96	0.48
3:G:189:THR:HA	3:G:223:VAL:O	2.13	0.48
1:A:11:VAL:HG22	1:A:34:TRP:HB3	1.96	0.48
3:D:314:GLN:O	3:D:318:ARG:HG3	2.14	0.48
3:F:48:MET:HG2	3:F:257:MET:HB3	1.95	0.48
4:J:38:GLY:HA3	6:L:2:U:O4'	2.14	0.48
1:A:238:HIS:CE1	1:A:269:PHE:HE2	2.32	0.48
1:A:414:SER:O	1:A:418:THR:HG23	2.14	0.48
3:F:6:ASN:HB2	3:F:282:ASN:ND2	2.29	0.48
1:A:245:ILE:HD12	1:A:246:GLY:H	1.79	0.48
3:G:356:TRP:CE2	3:G:361:GLY:HA2	2.49	0.48
5:K:119:GLU:O	5:K:123:ILE:HG13	2.13	0.48
5:K:129:LYS:NZ	6:L:59:G:OP1	2.46	0.48
1:A:203:SER:OG	1:A:203:SER:O	2.29	0.47
1:A:221:ILE:HB	1:A:273:VAL:HA	1.95	0.47
5:K:8:ILE:O	5:K:49:GLY:HA3	2.14	0.47
3:E:154:LEU:HD12	3:E:238:ASN:O	2.15	0.47
3:G:166:MET:HE2	6:L:17:A:C4	2.49	0.47
3:E:78:LYS:HD2	3:E:116:VAL:HG11	1.95	0.47
3:E:214:LEU:HD12	7:M:8:DC:C4	2.49	0.47
3:F:92:LEU:O	3:F:96:SER:HB3	2.14	0.47
2:C:24:GLN:HE21	2:C:37:ILE:HG23	1.79	0.47
3:E:268:ARG:HB2	3:E:268:ARG:CZ	2.43	0.47
3:G:68:LEU:N	3:G:106:ILE:O	2.46	0.47
3:I:348:PRO:HG2	3:I:352:GLN:OE1	2.14	0.47
4:J:19:PRO:HD3	6:L:3:A:C6	2.49	0.47
5:K:177:ASP:O	5:K:181:GLN:HG2	2.15	0.47
2:B:28:VAL:HG21	2:B:34:LEU:HD23	1.96	0.47
3:E:209:GLN:HE21	3:E:210:GLY:H	1.62	0.47

Continued on next page...

Continued from previous page...

Atom-1	Atom-2	Interatomic distance (Å)	Clash overlap (Å)
3:G:179:ASP:OD1	3:G:180:GLY:N	2.47	0.47
3:G:66:ILE:HG13	3:G:66:ILE:O	2.14	0.47
3:H:347:MET:HG3	3:H:353:LEU:HA	1.96	0.47
2:B:51:ASN:O	2:B:54:HIS:HB2	2.15	0.47
2:C:45:GLN:HA	2:C:49:TRP:HB3	1.96	0.47
3:D:46:ARG:HG3	3:D:49:ARG:NH1	2.29	0.47
3:D:85:GLN:HA	3:D:88:ILE:HD12	1.97	0.47
3:E:209:GLN:H	3:E:209:GLN:CD	2.17	0.47
3:F:121:TRP:CH2	3:F:150:ILE:HG12	2.49	0.47
3:G:72:ARG:HG3	3:G:73:ASP:N	2.30	0.47
3:I:20:ARG:HB3	3:I:24:ASN:HA	1.96	0.47
3:G:38:ARG:NH2	3:H:198:ASP:OD1	2.47	0.47
3:H:213:HIS:CD2	7:M:26:DA:H4'	2.49	0.47
4:J:211:ARG:HB3	4:J:211:ARG:CZ	2.45	0.47
1:A:218:ASN:N	1:A:218:ASN:OD1	2.48	0.47
3:G:31:PHE:O	3:G:36:ARG:NE	2.42	0.47
1:A:238:HIS:CE1	1:A:269:PHE:CD2	3.03	0.46
3:D:11:ILE:HD12	3:D:226:ARG:CZ	2.45	0.46
3:D:216:THR:HG22	3:D:300:ALA:O	2.15	0.46
3:D:330:ALA:HA	3:D:345:LYS:HB3	1.96	0.46
3:F:189:THR:HA	3:F:223:VAL:O	2.16	0.46
3:G:95:LEU:HD21	3:G:122:PHE:CD2	2.50	0.46
3:G:184:ILE:HD13	3:G:228:ALA:HB2	1.96	0.46
3:H:49:ARG:HD3	3:H:159:ASP:HB2	1.97	0.46
5:K:29:ASN:HB2	5:K:58:GLN:OE1	2.16	0.46
1:A:177:ARG:HB3	1:A:344:GLU:HB3	1.95	0.46
2:B:17:LEU:HD23	2:B:17:LEU:HA	1.69	0.46
2:B:118:ARG:HA	2:B:121:LEU:HD12	1.96	0.46
3:D:50:LYS:HB3	3:D:50:LYS:HE2	1.63	0.46
3:G:20:ARG:HA	3:G:25:MET:O	2.15	0.46
3:I:46:ARG:HH11	6:L:8:G:P	2.39	0.46
3:I:319:VAL:HG13	3:I:323:TYR:CE2	2.50	0.46
5:K:175:LEU:O	5:K:179:VAL:HG23	2.15	0.46
7:M:30:DA:H2''	7:M:31:DT:H5'	1.96	0.46
3:F:258:LEU:HA	3:F:258:LEU:HD12	1.80	0.46
3:I:19:ASN:HD22	3:I:27:LYS:HD2	1.80	0.46
3:I:41:SER:HB2	3:I:184:ILE:O	2.15	0.46
4:J:159:LEU:HD12	4:J:159:LEU:N	2.29	0.46
1:A:228:PHE:O	1:A:232:LEU:HG	2.15	0.46
2:B:142:LYS:HG2	2:B:143:ARG:H	1.81	0.46
4:J:4:TYR:HE2	4:J:167:PRO:O	1.97	0.46

Continued on next page...

Continued from previous page...

Atom-1	Atom-2	Interatomic distance (Å)	Clash overlap (Å)
4:J:14:GLN:HB3	4:J:146:LEU:HB3	1.98	0.46
4:J:39:LEU:HD23	4:J:39:LEU:HA	1.77	0.46
4:J:48:ARG:CZ	6:L:1:A:O2'	2.62	0.46
3:D:89:ASP:O	3:D:100:VAL:HG21	2.15	0.46
3:F:248:LEU:O	3:F:252:THR:HG23	2.16	0.46
3:G:20:ARG:NH1	6:L:23:A:OP2	2.37	0.46
3:I:347:MET:HG3	3:I:353:LEU:HA	1.98	0.46
4:J:33:ARG:NH2	4:J:61:VAL:O	2.49	0.46
3:G:190:THR:HG23	3:G:294:PHE:CD1	2.51	0.46
4:J:36:LEU:HB3	4:J:63:PHE:CE2	2.51	0.46
1:A:100:PHE:O	1:A:102:GLN:HG3	2.16	0.46
1:A:296:LYS:HG2	1:A:297:PHE:N	2.30	0.46
1:A:372:GLN:OE1	1:A:372:GLN:N	2.43	0.46
3:D:149:ALA:O	3:D:152:VAL:HG22	2.15	0.46
3:E:152:VAL:HA	3:E:239:LEU:O	2.15	0.46
3:F:347:MET:HE2	3:F:352:GLN:HB3	1.97	0.46
3:H:22:ASP:HB3	3:I:199:TRP:CZ2	2.50	0.46
5:K:44:ARG:HG3	5:K:50:CYS:SG	2.56	0.46
7:M:13:DC:H2'	7:M:14:DA:C8	2.51	0.46
1:A:87:TRP:O	1:A:90:MET:N	2.49	0.46
1:A:158:PHE:CD1	1:A:158:PHE:N	2.73	0.46
1:A:443:ALA:HB1	1:A:446:VAL:CG1	2.46	0.46
2:C:128:LEU:H	2:C:128:LEU:HG	1.54	0.46
3:H:257:MET:HA	3:H:260:THR:HG22	1.97	0.46
3:H:347:MET:CE	3:H:352:GLN:HB3	2.46	0.46
1:A:476:ILE:HD13	1:A:476:ILE:HA	1.83	0.46
3:D:147:ILE:O	3:D:151:ARG:HG2	2.16	0.46
3:F:20:ARG:HB3	3:F:24:ASN:HA	1.98	0.46
3:F:182:MET:HB2	3:F:230:ILE:HG12	1.98	0.46
1:A:238:HIS:HB2	1:A:267:GLU:O	2.16	0.46
1:A:239:ILE:HG23	1:A:264:PHE:HE1	1.78	0.46
3:D:218:GLU:OE2	3:D:221:SER:OG	2.34	0.46
3:E:166:MET:HE2	6:L:29:A:C4	2.51	0.46
3:F:22:ASP:HA	6:L:27:C:H5	1.81	0.46
2:C:52:PRO:O	2:C:55:GLN:HG2	2.16	0.45
3:D:93:ALA:HB2	3:D:100:VAL:CG2	2.46	0.45
3:I:36:ARG:HG2	3:I:36:ARG:HH11	1.80	0.45
3:E:94:LEU:HB3	3:E:171:MET:HE3	1.98	0.45
3:E:185:ALA:HB2	3:F:271:ALA:HB3	1.97	0.45
3:H:148:ALA:O	3:H:152:VAL:HG23	2.16	0.45
1:A:109:ASN:HA	1:A:110:ASP:HA	1.65	0.45

Continued on next page...

Continued from previous page...

Atom-1	Atom-2	Interatomic distance (Å)	Clash overlap (Å)
1:A:180:ASP:OD1	1:A:181:LEU:N	2.50	0.45
1:A:265:LEU:HA	1:A:265:LEU:HD23	1.68	0.45
1:A:305:PRO:HD2	1:A:424:TYR:CD1	2.51	0.45
1:A:397:TYR:CE2	1:A:401:GLU:HG3	2.52	0.45
3:D:195:SER:OG	5:K:164:GLU:OE2	2.31	0.45
3:D:1:MET:N	3:D:244:ARG:HH12	2.14	0.45
3:D:29:ALA:HB2	3:D:38:ARG:HD3	1.98	0.45
3:E:22:ASP:HB3	3:F:199:TRP:CZ2	2.52	0.45
3:F:151:ARG:NH2	3:F:175:LEU:O	2.47	0.45
3:G:48:MET:HG2	3:G:257:MET:HB3	1.98	0.45
3:G:295:GLU:OE1	3:H:304:PHE:N	2.50	0.45
5:K:127:GLN:O	5:K:131:GLY:HA3	2.17	0.45
5:K:134:ALA:HB1	5:K:168:THR:O	2.16	0.45
3:I:57:ASN:HB3	3:I:253:HIS:NE2	2.32	0.45
4:J:24:THR:HB	4:J:107:TRP:HB2	1.98	0.45
5:K:92:PRO:HB2	5:K:116:LEU:HD12	1.98	0.45
1:A:175:PHE:O	1:A:345:LEU:HD12	2.16	0.45
3:D:37:VAL:HB	3:D:189:THR:HG23	1.98	0.45
3:D:144:LYS:HA	3:D:144:LYS:HD3	1.77	0.45
3:E:10:LEU:HA	3:E:10:LEU:HD23	1.72	0.45
3:F:16:SER:HA	3:F:270:TYR:CD2	2.52	0.45
4:J:47:GLN:HA	6:L:1:A:N7	2.31	0.45
1:A:217:SER:HA	1:A:218:ASN:HA	1.66	0.45
1:A:476:ILE:HG21	2:C:153:VAL:HG21	1.99	0.45
3:D:63:LEU:O	3:D:114:TRP:HD1	2.00	0.45
3:D:138:LYS:HA	3:D:138:LYS:HD3	1.64	0.45
3:H:57:ASN:HB3	3:H:253:HIS:CE1	2.51	0.45
3:E:4:PHE:CD1	3:E:287:PRO:HG3	2.51	0.45
3:E:201:THR:OG1	6:L:39:U:H5''	2.17	0.45
4:J:66:ARG:NE	4:J:68:ASP:OD2	2.35	0.45
6:L:49:G:N3	6:L:49:G:H2'	2.32	0.45
2:C:102:ILE:HD12	2:C:152:PHE:CD2	2.52	0.45
3:D:356:TRP:NE1	3:D:361:GLY:HA2	2.32	0.45
3:F:64:ARG:HA	3:F:112:THR:O	2.17	0.45
3:G:166:MET:HE2	6:L:17:A:C1'	2.47	0.45
7:M:23:DT:C4	7:M:24:DC:N4	2.85	0.45
1:A:8:TRP:C	1:A:21:ILE:HG23	2.36	0.45
3:D:23:MET:O	3:D:24:ASN:HB3	2.17	0.45
4:J:29:ARG:HG3	4:J:29:ARG:NH1	2.29	0.45
4:J:138:LEU:HA	4:J:138:LEU:HD23	1.57	0.45
2:C:72:ILE:HG23	2:C:128:LEU:HD11	1.99	0.44

Continued on next page...

Continued from previous page...

Atom-1	Atom-2	Interatomic distance (Å)	Clash overlap (Å)
3:D:295:GLU:HG3	3:D:296:LYS:N	2.31	0.44
3:G:48:MET:O	3:G:51:SER:HB3	2.17	0.44
4:J:6:ILE:HG13	4:J:174:TYR:CE2	2.52	0.44
5:K:90:ALA:HA	5:K:191:CYS:HB3	1.99	0.44
1:A:9:ILE:HA	1:A:10:PRO:HD2	1.87	0.44
1:A:57:ILE:HD13	1:A:233:PHE:HE2	1.82	0.44
3:H:246:GLN:O	3:H:250:ILE:HG13	2.18	0.44
1:A:239:ILE:HG12	1:A:264:PHE:HE1	1.82	0.44
2:B:142:LYS:CG	2:B:143:ARG:H	2.30	0.44
3:F:183:SER:HA	3:G:268:ARG:HG3	1.99	0.44
3:I:36:ARG:NH1	3:I:189:THR:O	2.50	0.44
2:C:49:TRP:O	2:C:50:GLU:HB3	2.16	0.44
3:D:10:LEU:HD23	3:D:10:LEU:HA	1.73	0.44
3:D:97:GLY:HA3	3:D:170:GLY:HA2	1.99	0.44
3:E:151:ARG:HA	3:E:151:ARG:HD3	1.76	0.44
3:I:160:ILE:HG12	3:I:166:MET:CE	2.47	0.44
1:A:247:ILE:H	1:A:258:ASN:C	2.20	0.44
3:F:154:LEU:HD13	3:F:161:ALA:HB2	1.99	0.44
3:F:184:ILE:HG12	3:F:185:ALA:N	2.32	0.44
3:G:66:ILE:N	3:H:204:ASP:OD2	2.45	0.44
3:G:184:ILE:HD13	3:G:228:ALA:CB	2.48	0.44
3:I:9:VAL:HG12	3:I:11:ILE:HG23	2.00	0.44
4:J:16:TRP:CG	4:J:31:PRO:HA	2.53	0.44
4:J:29:ARG:NH2	4:J:79:VAL:HB	2.33	0.44
6:L:49:G:C2	6:L:50:G:N7	2.85	0.44
1:A:194:ARG:CD	1:A:333:GLN:HG3	2.47	0.44
3:D:57:ASN:HB3	3:D:253:HIS:ND1	2.33	0.44
4:J:198:ASP:HB2	4:J:211:ARG:NH1	2.33	0.44
3:F:317:ASP:OD1	3:F:341:THR:HG22	2.18	0.44
3:H:76:ARG:HE	3:H:85:GLN:CG	2.31	0.44
3:H:258:LEU:HD12	3:H:258:LEU:HA	1.78	0.44
3:G:129:ALA:HB2	3:G:139:LEU:HD13	1.99	0.44
3:G:200:PHE:CE2	6:L:25:U:C2	3.05	0.44
1:A:107:LYS:N	1:A:267:GLU:OE1	2.41	0.44
2:C:52:PRO:C	2:C:54:HIS:H	2.21	0.44
3:G:154:LEU:HA	3:G:154:LEU:HD12	1.72	0.44
4:J:71:ILE:O	4:J:72:LEU:HD23	2.18	0.44
6:L:43:G:H2'	6:L:43:G:N3	2.32	0.44
7:M:27:DC:H6	7:M:27:DC:H2'	1.65	0.44
3:E:5:ILE:CG2	3:E:230:ILE:HB	2.48	0.43
3:G:5:ILE:HG23	3:G:230:ILE:HB	2.00	0.43

Continued on next page...

Continued from previous page...

Atom-1	Atom-2	Interatomic distance (Å)	Clash overlap (Å)
3:H:37:VAL:HG21	3:H:220:SER:OG	2.17	0.43
3:H:144:LYS:HD2	3:H:174:GLU:HG3	2.00	0.43
3:H:154:LEU:HD11	3:H:160:ILE:HG21	1.99	0.43
3:H:214:LEU:HD12	7:M:26:DA:C5	2.53	0.43
1:A:112:THR:OG1	1:A:264:PHE:CD2	2.71	0.43
3:D:46:ARG:CZ	3:D:50:LYS:HD3	2.48	0.43
3:F:317:ASP:HA	3:F:341:THR:CG2	2.47	0.43
3:G:244:ARG:NH2	3:G:360:ASN:OD1	2.51	0.43
5:K:134:ALA:HB1	5:K:169:ILE:HA	2.00	0.43
1:A:295:GLU:OE1	1:A:295:GLU:N	2.47	0.43
3:D:252:THR:HG21	3:D:358:ARG:HG3	2.00	0.43
3:H:5:ILE:HG23	3:H:230:ILE:HB	1.99	0.43
3:I:165:ARG:HG2	3:I:166:MET:N	2.33	0.43
1:A:205:THR:HA	1:A:206:GLU:HA	1.61	0.43
1:A:418:THR:OG1	1:A:419:ALA:N	2.51	0.43
3:D:229:ASN:OD1	3:D:287:PRO:HB3	2.17	0.43
3:D:280:MET:HG2	3:D:312:PHE:CZ	2.54	0.43
3:E:38:ARG:HA	3:E:187:ALA:O	2.18	0.43
3:E:246:GLN:O	3:E:250:ILE:HG13	2.18	0.43
3:E:265:ALA:HA	3:E:266:LYS:HA	1.79	0.43
3:G:28:ASP:OD1	3:G:35:ARG:NH1	2.50	0.43
5:K:129:LYS:H	5:K:129:LYS:HG2	1.49	0.43
1:A:97:GLU:H	1:A:104:LYS:HD2	1.83	0.43
1:A:167:ARG:NE	1:A:279:HIS:CD2	2.85	0.43
2:C:69:LYS:N	2:C:69:LYS:HD3	2.34	0.43
2:C:118:ARG:HA	2:C:121:LEU:HD12	1.99	0.43
3:D:347:MET:HA	3:D:348:PRO:HD3	1.71	0.43
1:A:166:LEU:HD21	1:A:234:TRP:CD2	2.54	0.43
1:A:434:VAL:O	1:A:438:VAL:HG23	2.19	0.43
3:D:256:HIS:HB2	3:D:354:LYS:HE2	2.00	0.43
3:G:76:ARG:NH2	3:G:102:GLU:OE1	2.52	0.43
5:K:76:PHE:CD2	5:K:176:ILE:HG23	2.52	0.43
6:L:45:U:H1'	6:L:46:C:OP1	2.18	0.43
1:A:45:LEU:CD2	1:A:348:GLY:HA3	2.49	0.43
1:A:56:GLN:HA	1:A:189:VAL:HG13	2.00	0.43
1:A:418:THR:O	1:A:421:ARG:HB3	2.18	0.43
3:D:100:VAL:HB	3:D:101:ASP:HA	1.99	0.43
3:D:313:ASN:ND2	3:D:339:PRO:HD2	2.34	0.43
3:G:92:LEU:HD12	3:G:92:LEU:HA	1.81	0.43
5:K:16:LEU:HA	5:K:19:LEU:HD12	2.01	0.43
3:G:172:MET:HE2	3:G:172:MET:HB2	1.89	0.43

Continued on next page...

Continued from previous page...

Atom-1	Atom-2	Interatomic distance (Å)	Clash overlap (Å)
3:I:4:PHE:CG	3:I:287:PRO:HD3	2.53	0.43
3:I:245:GLU:CD	3:I:245:GLU:H	2.21	0.43
3:I:319:VAL:HG13	3:I:323:TYR:CD2	2.53	0.43
4:J:128:MET:H	4:J:128:MET:HG2	1.53	0.43
5:K:88:LEU:HD12	5:K:194:LEU:HB2	2.01	0.43
2:B:106:ILE:HG23	2:B:145:ARG:HB3	2.00	0.43
3:D:11:ILE:HD11	3:D:258:LEU:O	2.18	0.43
3:E:113:PRO:HB2	3:E:160:ILE:HD11	2.00	0.43
3:F:338:ASP:HA	3:F:339:PRO:HD3	1.94	0.43
3:H:72:ARG:HG3	3:H:73:ASP:N	2.33	0.43
3:H:179:ASP:OD1	3:I:268:ARG:NH1	2.52	0.43
6:L:15:A:C5	6:L:16:U:C4	3.07	0.43
1:A:3:LEU:HD23	1:A:3:LEU:HA	1.72	0.43
1:A:159:GLY:HA2	1:A:160:GLY:HA3	1.74	0.43
3:D:269:THR:HG23	3:D:270:TYR:CD1	2.54	0.43
3:E:201:THR:HG21	6:L:38:G:N2	2.34	0.43
4:J:15:ALA:O	4:J:147:GLY:HA3	2.18	0.43
4:J:25:ARG:HA	4:J:26:PRO:HD3	1.75	0.43
4:J:104:ILE:HD12	4:J:104:ILE:HA	1.88	0.43
5:K:73:GLN:HG2	5:K:74:VAL:N	2.34	0.43
6:L:3:A:H5''	6:L:3:A:N3	2.34	0.43
6:L:59:G:H2'	6:L:60:G:H8	1.84	0.43
2:C:102:ILE:O	2:C:105:LEU:HB3	2.19	0.42
3:D:6:ASN:O	3:D:281:VAL:HA	2.19	0.42
3:E:40:SER:HB2	3:E:42:GLN:NE2	2.34	0.42
3:E:337:VAL:CB	3:E:338:ASP:HB2	2.45	0.42
3:G:166:MET:HE3	6:L:18:A:C4	2.54	0.42
3:G:347:MET:HG3	3:G:353:LEU:HA	2.01	0.42
1:A:239:ILE:HG12	1:A:264:PHE:CE1	2.54	0.42
1:A:277:TRP:CD1	1:A:278:PRO:HD2	2.53	0.42
2:C:45:GLN:N	2:C:46:PRO:HD2	2.33	0.42
2:C:51:ASN:O	2:C:52:PRO:C	2.58	0.42
2:C:109:ASP:OD1	2:C:109:ASP:N	2.52	0.42
3:E:18:LEU:HA	3:E:265:ALA:O	2.19	0.42
3:F:65:THR:HG21	3:G:206:LEU:HD12	2.01	0.42
3:F:331:GLN:OE1	3:F:339:PRO:HG3	2.19	0.42
3:I:41:SER:H	3:I:186:HIS:CD2	2.37	0.42
3:I:310:GLN:O	3:I:314:GLN:HG3	2.19	0.42
4:J:167:PRO:HG2	4:J:169:LYS:HE3	2.01	0.42
4:J:206:ARG:NH2	6:L:3:A:O5'	2.52	0.42
3:F:166:MET:HE3	6:L:24:A:C4	2.54	0.42

Continued on next page...

Continued from previous page...

Atom-1	Atom-2	Interatomic distance (Å)	Clash overlap (Å)
3:G:151:ARG:HH22	3:G:176:GLY:HA2	1.84	0.42
3:G:188:ILE:HG21	3:G:188:ILE:HD13	1.66	0.42
3:I:41:SER:HB3	3:I:186:HIS:HD2	1.84	0.42
5:K:172:ALA:HB3	5:K:173:PRO:HD3	2.01	0.42
1:A:282:SER:HA	1:A:283:PRO:HD3	1.81	0.42
1:A:476:ILE:CG2	2:C:153:VAL:HG21	2.49	0.42
3:D:217:GLN:CG	5:K:166:VAL:HG21	2.49	0.42
3:D:242:ALA:HB1	3:D:246:GLN:CD	2.40	0.42
3:F:46:ARG:HA	3:F:49:ARG:HD3	2.00	0.42
3:H:65:THR:OG1	3:H:66:ILE:N	2.52	0.42
3:H:305:LEU:O	3:H:309:ILE:HG13	2.19	0.42
3:I:16:SER:HB3	3:I:272:ALA:HB2	2.01	0.42
5:K:3:LEU:HD23	5:K:3:LEU:HA	1.81	0.42
1:A:344:GLU:HG3	1:A:366:MET:HG2	2.01	0.42
2:C:32:ASP:O	2:C:35:ARG:HB2	2.20	0.42
3:D:172:MET:HE3	3:D:172:MET:HB3	1.77	0.42
3:E:72:ARG:NE	3:E:76:ARG:HH12	2.15	0.42
3:I:181:ALA:HA	3:I:234:GLN:OE1	2.19	0.42
4:J:33:ARG:HB3	4:J:198:ASP:HB3	2.01	0.42
1:A:39:PRO:HA	4:J:208:PHE:O	2.19	0.42
1:A:206:GLU:HB3	1:A:208:GLN:H	1.84	0.42
2:B:25:ILE:O	2:B:28:VAL:HG23	2.20	0.42
3:F:28:ASP:OD1	3:F:28:ASP:N	2.53	0.42
3:H:136:ASP:O	3:H:139:LEU:HB3	2.19	0.42
3:I:11:ILE:HG22	3:I:276:ALA:CA	2.37	0.42
1:A:159:GLY:H	1:A:162:PHE:HB2	1.83	0.42
2:C:28:VAL:HG21	2:C:34:LEU:HD23	2.02	0.42
3:F:72:ARG:HE	3:F:76:ARG:HH12	1.66	0.42
3:G:89:ASP:O	3:G:100:VAL:HG21	2.20	0.42
3:G:188:ILE:HG22	3:G:189:THR:N	2.34	0.42
1:A:16:GLY:O	1:A:17:GLY:C	2.58	0.42
1:A:57:ILE:HD13	1:A:233:PHE:CE2	2.54	0.42
1:A:403:PHE:CE2	1:A:412:GLY:HA3	2.54	0.42
3:D:30:ILE:O	3:E:221:SER:OG	2.31	0.42
3:E:20:ARG:HB3	3:E:24:ASN:HA	2.01	0.42
3:I:13:HIS:HA	3:I:274:ASN:OD1	2.20	0.42
4:J:211:ARG:NH2	4:J:213:TRP:CD2	2.88	0.42
3:E:288:LEU:HD22	3:E:290:MET:HE2	2.02	0.42
3:F:246:GLN:O	3:F:250:ILE:HG13	2.20	0.42
3:H:36:ARG:HD2	3:H:189:THR:O	2.19	0.42
3:H:265:ALA:CB	6:L:16:U:H5'	2.50	0.42

Continued on next page...

Continued from previous page...

Atom-1	Atom-2	Interatomic distance (Å)	Clash overlap (Å)
1:A:238:HIS:CD2	1:A:269:PHE:HD2	2.38	0.41
2:B:71:VAL:O	2:B:73:ARG:HD3	2.19	0.41
3:D:28:ASP:HB2	3:D:35:ARG:HD3	2.02	0.41
3:D:31:PHE:HA	3:D:32:GLY:HA2	1.74	0.41
3:F:89:ASP:O	3:F:100:VAL:HG21	2.20	0.41
3:H:190:THR:HG23	3:H:294:PHE:CD1	2.55	0.41
1:A:87:TRP:O	1:A:88:ILE:C	2.58	0.41
3:D:1:MET:H2	3:D:244:ARG:HH12	1.67	0.41
3:D:5:ILE:HD13	3:D:251:ALA:HB1	2.02	0.41
3:D:18:LEU:N	3:D:18:LEU:HD23	2.35	0.41
3:E:48:MET:O	3:E:257:MET:HE1	2.20	0.41
3:E:63:LEU:HD13	3:E:114:TRP:HB2	2.02	0.41
3:E:92:LEU:HD23	3:E:100:VAL:HG11	2.02	0.41
3:I:6:ASN:HB2	3:I:282:ASN:OD1	2.20	0.41
4:J:20:THR:HG23	4:J:24:THR:O	2.21	0.41
7:M:16:DA:C2'	7:M:17:DT:H5'	2.50	0.41
3:F:26:GLN:OE1	3:F:220:SER:OG	2.27	0.41
3:F:229:ASN:ND2	3:F:287:PRO:HB3	2.34	0.41
3:F:347:MET:CE	3:F:352:GLN:HB3	2.50	0.41
3:H:182:MET:HB2	3:H:230:ILE:HG12	2.02	0.41
4:J:30:PHE:N	4:J:30:PHE:CD1	2.88	0.41
3:D:27:LYS:HD3	3:D:38:ARG:NH2	2.35	0.41
3:D:100:VAL:HA	3:D:101:ASP:HA	1.94	0.41
3:G:200:PHE:HE2	6:L:25:U:C2	2.38	0.41
3:G:234:GLN:HE21	3:G:238:ASN:ND2	2.15	0.41
3:I:340:ILE:H	3:I:340:ILE:HG12	1.49	0.41
5:K:179:VAL:HG22	5:K:194:LEU:HD22	2.03	0.41
1:A:187:LEU:HD23	1:A:187:LEU:HA	1.91	0.41
2:B:130:TRP:HB3	2:B:131:PRO:HD3	2.01	0.41
2:C:17:LEU:HD23	2:C:17:LEU:HA	1.88	0.41
3:D:166:MET:HE3	6:L:36:C:C2	2.56	0.41
3:D:221:SER:OG	3:D:221:SER:O	2.38	0.41
3:D:274:ASN:ND2	3:D:334:LEU:HD11	2.35	0.41
3:E:162:LEU:HD23	3:E:162:LEU:HA	1.86	0.41
3:E:318:ARG:HD3	3:F:334:LEU:O	2.20	0.41
3:F:66:ILE:HB	3:F:111:VAL:HG22	2.02	0.41
3:F:72:ARG:O	3:F:76:ARG:HG3	2.21	0.41
3:G:121:TRP:CH2	3:G:150:ILE:HG12	2.55	0.41
3:H:135:ASP:OD1	3:H:136:ASP:N	2.54	0.41
3:I:182:MET:SD	3:I:184:ILE:HD11	2.60	0.41
4:J:42:ALA:HA	6:L:1:A:H5'	2.02	0.41

Continued on next page...

Continued from previous page...

Atom-1	Atom-2	Interatomic distance (Å)	Clash overlap (Å)
4:J:170:ALA:O	4:J:173:ASN:HB2	2.20	0.41
5:K:176:ILE:O	5:K:180:GLN:HG3	2.21	0.41
1:A:194:ARG:NE	1:A:333:GLN:HG3	2.35	0.41
2:C:8:MET:HG2	2:C:131:PRO:HG3	2.01	0.41
3:D:296:LYS:HG3	3:E:302:ASP:HB3	2.02	0.41
3:E:95:LEU:O	3:E:172:MET:HG2	2.21	0.41
3:E:66:ILE:O	3:E:66:ILE:HG13	2.19	0.41
3:E:286:MET:HA	3:E:287:PRO:HD3	1.89	0.41
3:G:295:GLU:HG3	3:G:296:LYS:N	2.34	0.41
4:J:180:ASP:CB	4:J:217:LYS:HA	2.51	0.41
3:E:258:LEU:HD23	3:E:258:LEU:HA	1.93	0.41
3:G:73:ASP:O	3:G:77:GLN:HG3	2.21	0.41
3:G:82:ARG:NH2	3:G:120:ALA:HB1	2.35	0.41
3:H:283:PHE:HD2	3:H:328:ALA:HB3	1.86	0.41
3:H:301:LYS:HD2	3:H:301:LYS:HA	1.38	0.41
3:I:186:HIS:CB	4:J:13:MET:HE1	2.50	0.41
1:A:10:PRO:HG3	1:A:38:LEU:HD21	2.03	0.41
1:A:463:ASN:O	1:A:467:ALA:HB2	2.21	0.41
2:C:72:ILE:HG23	2:C:128:LEU:CD1	2.51	0.41
3:D:122:PHE:CZ	3:D:175:LEU:HD11	2.56	0.41
3:E:9:VAL:HB	3:E:226:ARG:HB2	2.02	0.41
3:E:19:ASN:CG	3:E:27:LYS:HD2	2.41	0.41
3:E:48:MET:HG2	3:E:257:MET:HB3	2.02	0.41
3:E:142:VAL:O	3:E:145:GLU:HB2	2.21	0.41
3:E:332:PHE:HB2	3:E:347:MET:HB2	2.03	0.41
3:F:32:GLY:HA3	3:F:295:GLU:OE2	2.21	0.41
3:F:70:GLN:CB	3:G:206:LEU:HD13	2.51	0.41
3:G:115:VAL:HB	3:G:118:GLU:HB2	2.03	0.41
3:G:244:ARG:O	3:G:248:LEU:HG	2.21	0.41
3:H:20:ARG:HA	3:H:25:MET:O	2.21	0.41
3:H:243:SER:OG	3:H:245:GLU:HG2	2.21	0.41
3:I:58:ILE:HD12	3:I:58:ILE:HG23	1.85	0.41
4:J:79:VAL:HG13	4:J:112:CYS:O	2.21	0.41
5:K:138:ASP:OD1	5:K:139:VAL:N	2.54	0.41
2:B:44:VAL:CG1	2:B:58:LEU:HD13	2.51	0.41
2:B:129:ASP:OD1	2:B:131:PRO:HD2	2.21	0.41
3:F:154:LEU:HD23	3:F:154:LEU:HA	1.86	0.41
3:G:64:ARG:HA	3:G:112:THR:O	2.21	0.41
3:G:232:LEU:HA	3:G:232:LEU:HD23	1.77	0.41
3:G:269:THR:HB	3:G:270:TYR:HD1	1.84	0.41
3:G:334:LEU:HA	3:G:334:LEU:HD23	1.68	0.41

Continued on next page...

Continued from previous page...

Atom-1	Atom-2	Interatomic distance (Å)	Clash overlap (Å)
3:I:42:GLN:HG2	4:J:86:HIS:CE1	2.55	0.41
6:L:42:A:O2'	6:L:43:G:H4'	2.21	0.41
3:D:75:LEU:O	3:D:79:LEU:HB2	2.21	0.40
3:F:31:PHE:HA	3:F:32:GLY:HA2	1.65	0.40
3:G:166:MET:HG2	3:G:167:ALA:N	2.36	0.40
3:H:265:ALA:HB2	6:L:16:U:H5'	2.03	0.40
4:J:119:ALA:HB2	4:J:171:LEU:HD13	2.02	0.40
1:A:248:GLY:HA3	1:A:260:ARG:NH1	2.36	0.40
1:A:269:PHE:CD1	1:A:270:THR:N	2.84	0.40
1:A:279:HIS:HA	1:A:280:PRO:HD3	1.76	0.40
2:B:10:LEU:HA	2:B:47:PHE:CZ	2.56	0.40
2:C:40:PHE:O	2:C:44:VAL:HG23	2.22	0.40
3:D:44:LEU:O	3:D:48:MET:HG3	2.20	0.40
3:D:338:ASP:HA	3:D:339:PRO:HD3	1.87	0.40
3:D:352:GLN:O	3:D:355:SER:HB2	2.20	0.40
3:F:248:LEU:HD23	3:F:248:LEU:HA	1.91	0.40
3:F:265:ALA:HA	3:F:266:LYS:HA	1.76	0.40
3:G:232:LEU:HD22	3:G:247:ALA:HB1	2.02	0.40
3:G:234:GLN:HG3	3:G:238:ASN:ND2	2.36	0.40
3:I:22:ASP:HB2	3:I:23:MET:HG3	2.03	0.40
4:J:72:LEU:N	4:J:75:ARG:O	2.54	0.40
5:K:178:LEU:HD23	5:K:178:LEU:HA	1.87	0.40
1:A:18:LYS:HB2	1:A:18:LYS:HE3	1.81	0.40
1:A:40:ARG:HB3	1:A:42:ASP:OD1	2.21	0.40
3:D:95:LEU:HD12	3:D:95:LEU:HA	1.82	0.40
3:D:286:MET:SD	3:E:260:THR:HG23	2.61	0.40
3:F:206:LEU:HD23	3:F:206:LEU:HA	1.83	0.40
3:G:4:PHE:CE2	3:G:287:PRO:HD3	2.56	0.40
3:G:258:LEU:HD23	3:G:258:LEU:HA	1.86	0.40
3:I:54:TYR:OH	3:I:159:ASP:HB2	2.21	0.40
3:I:189:THR:HG23	3:I:224:PHE:CE1	2.55	0.40
3:I:201:THR:O	6:L:14:G:H5''	2.21	0.40
5:K:140:HIS:HA	5:K:141:PRO:HD3	1.77	0.40
6:L:38:G:O6	6:L:40:C:O2'	2.27	0.40
1:A:45:LEU:HA	1:A:45:LEU:HD12	1.60	0.40
2:B:68:GLY:O	2:B:71:VAL:HG13	2.22	0.40
3:D:75:LEU:HA	3:D:75:LEU:HD23	1.79	0.40
3:E:26:GLN:HG3	3:E:218:GLU:HB3	2.03	0.40
3:E:76:ARG:NH2	3:E:89:ASP:OD2	2.54	0.40
3:F:235:LEU:HD11	3:F:250:ILE:HD12	2.03	0.40
3:H:166:MET:CE	6:L:12:G:C4	3.04	0.40

Continued on next page...

Continued from previous page...

Atom-1	Atom-2	Interatomic distance (Å)	Clash overlap (Å)
3:I:31:PHE:HA	3:I:32:GLY:HA2	1.76	0.40
1:A:368:ASN:O	1:A:370:GLY:N	2.54	0.40
3:D:114:TRP:CD1	3:D:114:TRP:N	2.88	0.40
3:D:334:LEU:HD23	3:D:334:LEU:HA	1.91	0.40
3:F:140:LEU:HD12	3:F:171:MET:HG2	2.03	0.40
4:J:137:VAL:HG13	4:J:157:LEU:HB2	2.04	0.40

All (1) symmetry-related close contacts are listed below. The label for Atom-2 includes the symmetry operator and encoded unit-cell translations to be applied.

Atom-1	Atom-2	Interatomic distance (Å)	Clash overlap (Å)
3:D:318:ARG:NH1	3:G:80:GLY:O[2_655]	2.10	0.10

5.3 Torsion angles [i](#)

5.3.1 Protein backbone [i](#)

In the following table, the Percentiles column shows the percent Ramachandran outliers of the chain as a percentile score with respect to all X-ray entries followed by that with respect to entries of similar resolution.

The Analysed column shows the number of residues for which the backbone conformation was analysed, and the total number of residues.

Mol	Chain	Analysed	Favoured	Allowed	Outliers	Percentiles	
1	A	460/502 (92%)	414 (90%)	42 (9%)	4 (1%)	14	45
2	B	146/160 (91%)	139 (95%)	7 (5%)	0	100	100
2	C	146/160 (91%)	136 (93%)	8 (6%)	2 (1%)	9	34
3	D	334/363 (92%)	303 (91%)	29 (9%)	2 (1%)	22	54
3	E	359/363 (99%)	346 (96%)	12 (3%)	1 (0%)	37	68
3	F	360/363 (99%)	349 (97%)	11 (3%)	0	100	100
3	G	356/363 (98%)	349 (98%)	7 (2%)	0	100	100
3	H	355/363 (98%)	342 (96%)	13 (4%)	0	100	100
3	I	250/363 (69%)	245 (98%)	5 (2%)	0	100	100
4	J	183/224 (82%)	174 (95%)	8 (4%)	1 (0%)	25	58
5	K	142/199 (71%)	136 (96%)	6 (4%)	0	100	100

Continued on next page...

Continued from previous page...

Mol	Chain	Analysed	Favoured	Allowed	Outliers	Percentiles	
All	All	3091/3423 (90%)	2933 (95%)	148 (5%)	10 (0%)	37	68

All (10) Ramachandran outliers are listed below:

Mol	Chain	Res	Type
2	C	52	PRO
3	E	338	ASP
1	A	369	GLN
2	C	53	ARG
1	A	253	CYS
3	D	15	PRO
1	A	200	PRO
4	J	205	PRO
3	D	337	VAL
1	A	434	VAL

5.3.2 Protein sidechains ⓘ

In the following table, the Percentiles column shows the percent sidechain outliers of the chain as a percentile score with respect to all X-ray entries followed by that with respect to entries of similar resolution.

The Analysed column shows the number of residues for which the sidechain conformation was analysed, and the total number of residues.

Mol	Chain	Analysed	Rotameric	Outliers	Percentiles	
1	A	401/426 (94%)	335 (84%)	66 (16%)	2	8
2	B	130/138 (94%)	114 (88%)	16 (12%)	4	16
2	C	130/138 (94%)	115 (88%)	15 (12%)	4	18
3	D	280/298 (94%)	231 (82%)	49 (18%)	1	7
3	E	297/298 (100%)	266 (90%)	31 (10%)	5	21
3	F	298/298 (100%)	274 (92%)	24 (8%)	9	32
3	G	296/298 (99%)	265 (90%)	31 (10%)	5	21
3	H	295/298 (99%)	265 (90%)	30 (10%)	6	22
3	I	208/298 (70%)	185 (89%)	23 (11%)	5	19
4	J	168/192 (88%)	128 (76%)	40 (24%)	0	2
5	K	129/170 (76%)	116 (90%)	13 (10%)	6	23
All	All	2632/2852 (92%)	2294 (87%)	338 (13%)	3	15

All (338) residues with a non-rotameric sidechain are listed below:

Mol	Chain	Res	Type
1	A	1	MET
1	A	7	ASN
1	A	11	VAL
1	A	14	ARG
1	A	15	ASN
1	A	25	GLN
1	A	26	SER
1	A	31	ARG
1	A	35	ARG
1	A	36	LEU
1	A	37	SER
1	A	57	ILE
1	A	76	THR
1	A	81	GLN
1	A	84	ILE
1	A	95	HIS
1	A	103	THR
1	A	107	LYS
1	A	111	VAL
1	A	151	GLN
1	A	153	ASN
1	A	158	PHE
1	A	163	LYS
1	A	167	ARG
1	A	180	ASP
1	A	191	THR
1	A	197	LYS
1	A	198	GLN
1	A	202	GLU
1	A	203	SER
1	A	204	HIS
1	A	206	GLU
1	A	215	ILE
1	A	216	LYS
1	A	218	ASN
1	A	229	VAL
1	A	238	HIS
1	A	241	LEU
1	A	242	CYS
1	A	245	ILE
1	A	247	ILE
1	A	269	PHE

Continued on next page...

Continued from previous page...

Mol	Chain	Res	Type
1	A	295	GLU
1	A	302	THR
1	A	303	SER
1	A	326	ARG
1	A	330	VAL
1	A	336	ASN
1	A	350	TYR
1	A	358	LEU
1	A	360	ARG
1	A	389	LYS
1	A	393	ARG
1	A	398	THR
1	A	401	GLU
1	A	409	LYS
1	A	417	GLU
1	A	430	LEU
1	A	433	ASP
1	A	444	ASP
1	A	446	VAL
1	A	451	ARG
1	A	466	VAL
1	A	481	LEU
1	A	485	THR
1	A	488	LYS
2	B	12	ARG
2	B	16	GLN
2	B	22	CYS
2	B	30	GLU
2	B	50	GLU
2	B	54	HIS
2	B	70	ASN
2	B	71	VAL
2	B	73	ARG
2	B	96	ARG
2	B	109	ASP
2	B	111	THR
2	B	128	LEU
2	B	142	LYS
2	B	148	LEU
2	B	156	THR
2	C	16	GLN
2	C	22	CYS

Continued on next page...

Continued from previous page...

Mol	Chain	Res	Type
2	C	51	ASN
2	C	54	HIS
2	C	70	ASN
2	C	73	ARG
2	C	96	ARG
2	C	109	ASP
2	C	111	THR
2	C	127	VAL
2	C	128	LEU
2	C	142	LYS
2	C	149	LEU
2	C	154	LEU
2	C	156	THR
3	D	1	MET
3	D	5	ILE
3	D	11	ILE
3	D	14	SER
3	D	17	CYS
3	D	18	LEU
3	D	19	ASN
3	D	25	MET
3	D	31	PHE
3	D	35	ARG
3	D	50	LYS
3	D	63	LEU
3	D	65	THR
3	D	68	LEU
3	D	72	ARG
3	D	79	LEU
3	D	96	SER
3	D	114	TRP
3	D	124	GLU
3	D	135	ASP
3	D	139	LEU
3	D	146	ASP
3	D	153	ASN
3	D	166	MET
3	D	172	MET
3	D	175	LEU
3	D	177	LYS
3	D	182	MET
3	D	183	SER

Continued on next page...

Continued from previous page...

Mol	Chain	Res	Type
3	D	184	ILE
3	D	188	ILE
3	D	193	VAL
3	D	194	ASP
3	D	195	SER
3	D	216	THR
3	D	217	GLN
3	D	220	SER
3	D	235	LEU
3	D	246	GLN
3	D	258	LEU
3	D	268	ARG
3	D	269	THR
3	D	280	MET
3	D	295	GLU
3	D	336	ASP
3	D	337	VAL
3	D	338	ASP
3	D	353	LEU
3	D	354	LYS
3	E	1	MET
3	E	19	ASN
3	E	23	MET
3	E	28	ASP
3	E	56	GLN
3	E	63	LEU
3	E	64	ARG
3	E	70	GLN
3	E	72	ARG
3	E	82	ARG
3	E	133	ASN
3	E	139	LEU
3	E	178	VAL
3	E	182	MET
3	E	199	TRP
3	E	201	THR
3	E	209	GLN
3	E	245	GLU
3	E	260	THR
3	E	268	ARG
3	E	269	THR
3	E	280	MET

Continued on next page...

Continued from previous page...

Mol	Chain	Res	Type
3	E	286	MET
3	E	295	GLU
3	E	305	LEU
3	E	325	LEU
3	E	334	LEU
3	E	336	ASP
3	E	338	ASP
3	E	343	GLN
3	E	350	LEU
3	F	1	MET
3	F	10	LEU
3	F	19	ASN
3	F	23	MET
3	F	28	ASP
3	F	56	GLN
3	F	64	ARG
3	F	72	ARG
3	F	132	ASP
3	F	133	ASN
3	F	134	LEU
3	F	147	ILE
3	F	156	GLN
3	F	175	LEU
3	F	178	VAL
3	F	199	TRP
3	F	235	LEU
3	F	280	MET
3	F	295	GLU
3	F	302	ASP
3	F	305	LEU
3	F	336	ASP
3	F	337	VAL
3	F	358	ARG
3	G	10	LEU
3	G	19	ASN
3	G	34	LYS
3	G	35	ARG
3	G	51	SER
3	G	63	LEU
3	G	64	ARG
3	G	72	ARG
3	G	81	GLU

Continued on next page...

Continued from previous page...

Mol	Chain	Res	Type
3	G	84	ASP
3	G	104	GLU
3	G	128	LYS
3	G	134	LEU
3	G	135	ASP
3	G	175	LEU
3	G	182	MET
3	G	220	SER
3	G	268	ARG
3	G	269	THR
3	G	277	ASP
3	G	280	MET
3	G	295	GLU
3	G	299	LYS
3	G	305	LEU
3	G	306	GLN
3	G	317	ASP
3	G	325	LEU
3	G	326	ASN
3	G	335	SER
3	G	349	THR
3	G	359	ASN
3	H	1	MET
3	H	14	SER
3	H	19	ASN
3	H	56	GLN
3	H	72	ARG
3	H	85	GLN
3	H	95	LEU
3	H	107	SER
3	H	124	GLU
3	H	128	LYS
3	H	134	LEU
3	H	147	ILE
3	H	166	MET
3	H	168	THR
3	H	178	VAL
3	H	182	MET
3	H	199	TRP
3	H	226	ARG
3	H	229	ASN
3	H	235	LEU

Continued on next page...

Continued from previous page...

Mol	Chain	Res	Type
3	H	244	ARG
3	H	246	GLN
3	H	268	ARG
3	H	280	MET
3	H	286	MET
3	H	295	GLU
3	H	301	LYS
3	H	305	LEU
3	H	317	ASP
3	H	353	LEU
3	I	1	MET
3	I	10	LEU
3	I	22	ASP
3	I	36	ARG
3	I	56	GLN
3	I	159	ASP
3	I	166	MET
3	I	192	GLN
3	I	199	TRP
3	I	201	THR
3	I	229	ASN
3	I	245	GLU
3	I	258	LEU
3	I	268	ARG
3	I	269	THR
3	I	277	ASP
3	I	280	MET
3	I	286	MET
3	I	290	MET
3	I	305	LEU
3	I	325	LEU
3	I	336	ASP
3	I	340	ILE
4	J	24	THR
4	J	29	ARG
4	J	30	PHE
4	J	32	THR
4	J	33	ARG
4	J	37	LEU
4	J	39	LEU
4	J	40	LEU
4	J	53	SER

Continued on next page...

Continued from previous page...

Mol	Chain	Res	Type
4	J	54	LEU
4	J	67	CYS
4	J	72	LEU
4	J	80	THR
4	J	88	VAL
4	J	104	ILE
4	J	115	SER
4	J	122	LEU
4	J	128	MET
4	J	131	SER
4	J	137	VAL
4	J	141	ARG
4	J	148	ARG
4	J	150	SER
4	J	153	LEU
4	J	157	LEU
4	J	161	THR
4	J	162	CYS
4	J	171	LEU
4	J	172	LEU
4	J	175	GLU
4	J	177	VAL
4	J	181	ILE
4	J	183	SER
4	J	185	GLU
4	J	191	HIS
4	J	197	ARG
4	J	201	MET
4	J	202	ILE
4	J	204	LEU
4	J	211	ARG
5	K	4	SER
5	K	13	SER
5	K	67	THR
5	K	74	VAL
5	K	88	LEU
5	K	89	ARG
5	K	126	LEU
5	K	141	PRO
5	K	168	THR
5	K	188	SER
5	K	193	LEU

Continued on next page...

Continued from previous page...

Mol	Chain	Res	Type
5	K	194	LEU
5	K	196	LEU

Sometimes sidechains can be flipped to improve hydrogen bonding and reduce clashes. All (19) such sidechains are listed below:

Mol	Chain	Res	Type
1	A	279	HIS
2	B	157	ASN
2	C	51	ASN
3	D	155	GLN
3	D	256	HIS
3	D	313	ASN
3	E	209	GLN
3	E	331	GLN
3	F	42	GLN
3	F	326	ASN
3	G	26	GLN
3	G	234	GLN
3	G	331	GLN
3	H	125	GLN
3	H	306	GLN
3	I	186	HIS
4	J	62	GLN
4	J	207	GLN
5	K	127	GLN

5.3.3 RNA ⓘ

Mol	Chain	Analysed	Backbone Outliers	Pucker Outliers
6	L	53/61 (86%)	23 (43%)	6 (11%)

All (23) RNA backbone outliers are listed below:

Mol	Chain	Res	Type
6	L	2	U
6	L	8	G
6	L	9	C
6	L	14	G
6	L	15	A
6	L	21	G

Continued on next page...

Continued from previous page...

Mol	Chain	Res	Type
6	L	22	G
6	L	26	G
6	L	27	C
6	L	28	C
6	L	32	U
6	L	33	G
6	L	34	G
6	L	38	G
6	L	39	U
6	L	42	A
6	L	43	G
6	L	44	U
6	L	45	U
6	L	46	C
6	L	47	C
6	L	60	G
6	L	61	G

All (6) RNA pucker outliers are listed below:

Mol	Chain	Res	Type
6	L	9	C
6	L	21	G
6	L	27	C
6	L	42	A
6	L	44	U
6	L	45	U

5.4 Non-standard residues in protein, DNA, RNA chains [i](#)

There are no non-standard protein/DNA/RNA residues in this entry.

5.5 Carbohydrates [i](#)

There are no oligosaccharides in this entry.

5.6 Ligand geometry [i](#)

Of 1 ligands modelled in this entry, 1 is monoatomic - leaving 0 for Mogul analysis.

There are no bond length outliers.

There are no bond angle outliers.

There are no chirality outliers.

There are no torsion outliers.

There are no ring outliers.

No monomer is involved in short contacts.

5.7 Other polymers [i](#)

There are no such residues in this entry.

5.8 Polymer linkage issues [i](#)

There are no chain breaks in this entry.

6 Fit of model and data

6.1 Protein, DNA and RNA chains

In the following table, the column labelled ‘#RSRZ > 2’ contains the number (and percentage) of RSRZ outliers, followed by percent RSRZ outliers for the chain as percentile scores relative to all X-ray entries and entries of similar resolution. The OWAB column contains the minimum, median, 95th percentile and maximum values of the occupancy-weighted average B-factor per residue. The column labelled ‘Q < 0.9’ lists the number of (and percentage) of residues with an average occupancy less than 0.9.

Mol	Chain	Analysed	<RSRZ>	#RSRZ>2	OWAB(Å ²)	Q<0.9
1	A	468/502 (93%)	-0.09	8 (1%) 69 47	63, 99, 129, 161	0
2	B	150/160 (93%)	0.14	4 (2%) 56 35	90, 117, 141, 158	0
2	C	150/160 (93%)	0.05	1 (0%) 84 68	78, 110, 139, 166	0
3	D	340/363 (93%)	0.17	17 (5%) 35 20	82, 124, 176, 195	0
3	E	361/363 (99%)	-0.01	8 (2%) 62 41	68, 101, 155, 175	0
3	F	362/363 (99%)	-0.24	3 (0%) 82 66	60, 90, 125, 146	0
3	G	360/363 (99%)	-0.23	4 (1%) 77 58	56, 86, 121, 140	0
3	H	359/363 (98%)	-0.23	4 (1%) 77 58	56, 91, 131, 147	0
3	I	256/363 (70%)	-0.04	5 (1%) 64 43	59, 92, 129, 149	0
4	J	195/224 (87%)	0.22	8 (4%) 42 24	72, 102, 137, 158	0
5	K	152/199 (76%)	1.08	30 (19%) 3 2	115, 174, 210, 234	0
6	L	55/61 (90%)	-0.18	0 100 100	72, 96, 195, 199	0
7	M	33/40 (82%)	-0.45	0 100 100	79, 102, 148, 168	0
All	All	3241/3524 (91%)	-0.01	92 (2%) 55 34	56, 100, 162, 234	0

All (92) RSRZ outliers are listed below:

Mol	Chain	Res	Type	RSRZ
5	K	189	MET	6.8
4	J	23	GLY	5.9
5	K	191	CYS	5.2
3	G	363	ALA	4.6
4	J	167	PRO	4.0
3	E	338	ASP	3.8
5	K	161	VAL	3.8
3	I	209	GLN	3.8
3	E	336	ASP	3.7

Continued on next page...

Continued from previous page...

Mol	Chain	Res	Type	RSRZ
1	A	205	THR	3.7
5	K	186	ALA	3.7
5	K	91	ASN	3.7
5	K	115	PRO	3.6
3	E	361	GLY	3.6
5	K	185	PRO	3.5
5	K	141	PRO	3.5
3	E	342	ALA	3.4
3	D	197	ILE	3.3
5	K	25	HIS	3.3
3	D	101	ASP	3.3
4	J	187	VAL	3.2
5	K	117	ILE	3.2
2	B	99	GLU	3.1
3	D	361	GLY	3.0
3	D	334	LEU	3.0
3	D	118	GLU	3.0
3	H	341	THR	3.0
5	K	190	GLY	3.0
5	K	72	LYS	2.9
3	D	90	LYS	2.9
3	D	22	ASP	2.9
4	J	89	LEU	2.9
5	K	17	TYR	2.9
1	A	17	GLY	2.9
3	H	28	ASP	2.8
3	E	200	PHE	2.7
1	A	97	GLU	2.7
3	G	28	ASP	2.7
3	F	343	GLN	2.7
1	A	318	ILE	2.6
5	K	162	CYS	2.6
5	K	24	TRP	2.6
4	J	1	MET	2.6
1	A	137	GLU	2.5
1	A	472	HIS	2.5
4	J	72	LEU	2.5
5	K	20	HIS	2.5
5	K	64	ALA	2.5
4	J	104	ILE	2.4
5	K	43	LYS	2.4
5	K	55	GLN	2.4

Continued on next page...

Continued from previous page...

Mol	Chain	Res	Type	RSRZ
5	K	192	GLY	2.4
3	D	103	ALA	2.4
3	H	286	MET	2.4
2	B	127	VAL	2.4
3	D	169	SER	2.4
3	D	215	GLY	2.4
3	D	336	ASP	2.4
3	D	198	ASP	2.4
5	K	16	LEU	2.3
2	B	75	GLN	2.3
3	G	1	MET	2.3
5	K	57	ALA	2.3
5	K	187	LYS	2.3
3	G	337	VAL	2.3
3	E	174	GLU	2.3
5	K	193	LEU	2.3
3	F	1	MET	2.3
1	A	349	GLY	2.3
3	D	265	ALA	2.3
2	C	33	GLU	2.3
3	D	24	ASN	2.2
3	H	179	ASP	2.2
3	D	339	PRO	2.2
3	D	337	VAL	2.2
5	K	182	GLY	2.2
4	J	20	THR	2.2
2	B	68	GLY	2.2
5	K	94	LYS	2.2
5	K	12	TRP	2.2
3	E	134	LEU	2.2
3	I	325	LEU	2.2
3	I	363	ALA	2.1
5	K	39	PHE	2.1
3	F	174	GLU	2.1
5	K	46	THR	2.1
3	E	116	VAL	2.1
1	A	252	CYS	2.1
3	D	23	MET	2.0
5	K	74	VAL	2.0
3	I	156	GLN	2.0
3	I	249	GLU	2.0

6.2 Non-standard residues in protein, DNA, RNA chains [i](#)

There are no non-standard protein/DNA/RNA residues in this entry.

6.3 Carbohydrates [i](#)

There are no monosaccharides in this entry.

6.4 Ligands [i](#)

In the following table, the Atoms column lists the number of modelled atoms in the group and the number defined in the chemical component dictionary. The B-factors column lists the minimum, median, 95th percentile and maximum values of B factors of atoms in the group. The column labelled 'Q< 0.9' lists the number of atoms with occupancy less than 0.9.

Mol	Type	Chain	Res	Atoms	RSCC	RSR	B-factors(\AA^2)	Q<0.9
8	ZN	A	601	1/1	0.99	0.03	170,170,170,170	0

6.5 Other polymers [i](#)

There are no such residues in this entry.