



## wwPDB EM Validation Summary Report ⓘ

Jun 23, 2025 – 06:51 pm BST

PDB ID : 9R86 / pdb\_00009r86  
EMDB ID : EMD-53805  
Title : Major Vault Protein from Human Brain  
Authors : Lovestam, S.L.; Scheres, S.H.W.  
Deposited on : 2025-05-15  
Resolution : 3.10 Å(reported)

This is a wwPDB EM Validation Summary Report for a publicly released PDB entry.

We welcome your comments at [validation@mail.wwpdb.org](mailto:validation@mail.wwpdb.org)

A user guide is available at

<https://www.wwpdb.org/validation/2017/EMValidationReportHelp>

with specific help available everywhere you see the ⓘ symbol.

The types of validation reports are described at

<http://www.wwpdb.org/validation/2017/FAQs#types>.

---

The following versions of software and data (see [references ⓘ](#)) were used in the production of this report:

EMDB validation analysis : 0.0.1.dev118  
MolProbity : 4-5-2 with Phenix2.0rc1  
Percentile statistics : 20231227.v01 (using entries in the PDB archive December 27th 2023)  
MapQ : 1.9.13  
Ideal geometry (proteins) : Engh & Huber (2001)  
Ideal geometry (DNA, RNA) : Parkinson et al. (1996)  
Validation Pipeline (wwPDB-VP) : 2.44

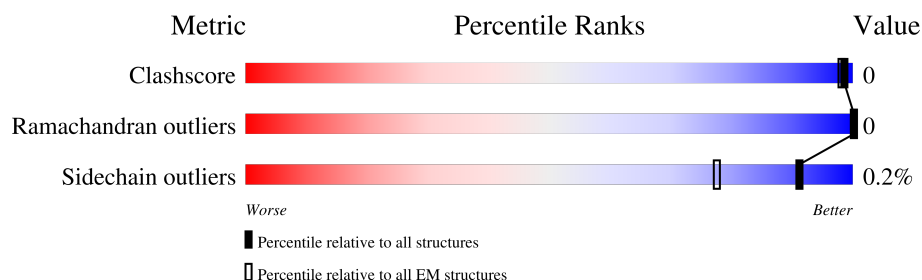
# 1 Overall quality at a glance

The following experimental techniques were used to determine the structure:

*ELECTRON MICROSCOPY*

The reported resolution of this entry is 3.10 Å.

Percentile scores (ranging between 0-100) for global validation metrics of the entry are shown in the following graphic. The table shows the number of entries on which the scores are based.









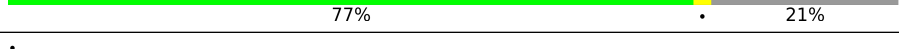



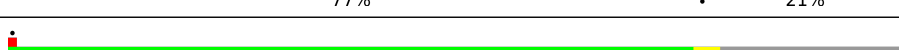

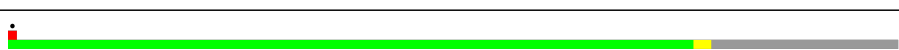

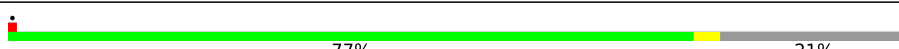





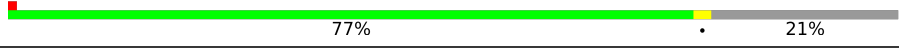
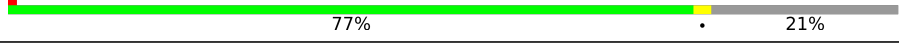



| Metric                | Whole archive<br>(#Entries) | EM structures<br>(#Entries) |
|-----------------------|-----------------------------|-----------------------------|
| Clashscore            | 210492                      | 15764                       |
| Ramachandran outliers | 207382                      | 16835                       |
| Sidechain outliers    | 206894                      | 16415                       |

The table below summarises the geometric issues observed across the polymeric chains and their fit to the map. The red, orange, yellow and green segments of the bar indicate the fraction of residues that contain outliers for  $\geq 3$ , 2, 1 and 0 types of geometric quality criteria respectively. A grey segment represents the fraction of residues that are not modelled. The numeric value for each fraction is indicated below the corresponding segment, with a dot representing fractions  $\leq 5\%$ . The upper red bar (where present) indicates the fraction of residues that have poor fit to the EM map (all-atom inclusion  $< 40\%$ ). The numeric value is given above the bar.

| Mol | Chain | Length | Quality of chain |
|-----|-------|--------|------------------|
| 1   | A0    | 893    |                  |
| 1   | A1    | 893    |                  |
| 1   | A2    | 893    |                  |
| 1   | A3    | 893    |                  |
| 1   | A4    | 893    |                  |
| 1   | A5    | 893    |                  |
| 1   | A6    | 893    |                  |
| 1   | A7    | 893    |                  |

*Continued on next page...*

*Continued from previous page...*

| Mol | Chain | Length | Quality of chain   |
|-----|-------|--------|--|
| 1   | A8    | 893    |    |
| 1   | A9    | 893    |    |
| 1   | Ac    | 893    |    |
| 1   | Ad    | 893    |    |
| 1   | Ae    | 893    |    |
| 1   | Af    | 893    |    |
| 1   | Ag    | 893    |    |
| 1   | Ah    | 893    |    |
| 1   | Ai    | 893    |    |
| 1   | Aj    | 893    |    |
| 1   | Ak    | 893    |    |
| 1   | Al    | 893    |  |
| 1   | Am    | 893    |  |
| 1   | An    | 893    |  |
| 1   | Ap    | 893    |  |
| 1   | Aq    | 893    |  |
| 1   | Ar    | 893    |  |
| 1   | As    | 893    |  |
| 1   | At    | 893    |  |
| 1   | Au    | 893    |  |
| 1   | Av    | 893    |  |
| 1   | Aw    | 893    |  |
| 1   | Ax    | 893    |  |
| 1   | Ay    | 893    |  |
| 1   | Az    | 893    |  |

*Continued on next page...*

*Continued from previous page...*

| Mol | Chain | Length | Quality of chain  |
|-----|-------|--------|---|
| 1   | BA    | 893    |  77%21% |
| 1   | BB    | 893    |  76%21% |
| 1   | BC    | 893    |  77%21% |
| 1   | BD    | 893    |  77%21% |
| 1   | BE    | 893    |  77%21% |
| 1   | BF    | 893    |  77%21% |

## 2 Entry composition [i](#)

There is only 1 type of molecule in this entry. The entry contains 440774 atoms, of which 220502 are hydrogens and 0 are deuteriums.

In the tables below, the AltConf column contains the number of residues with at least one atom in alternate conformation and the Trace column contains the number of residues modelled with at most 2 atoms.

- Molecule 1 is a protein called Major vault protein.

| Mol | Chain | Residues | Atoms          |           |           |           |           |        | AltConf | Trace |
|-----|-------|----------|----------------|-----------|-----------|-----------|-----------|--------|---------|-------|
| 1   | A0    | 709      | Total<br>11302 | C<br>3548 | H<br>5654 | N<br>1015 | O<br>1076 | S<br>9 | 0       | 0     |
| 1   | A1    | 709      | Total<br>11302 | C<br>3548 | H<br>5654 | N<br>1015 | O<br>1076 | S<br>9 | 0       | 0     |
| 1   | A2    | 709      | Total<br>11302 | C<br>3548 | H<br>5654 | N<br>1015 | O<br>1076 | S<br>9 | 0       | 0     |
| 1   | A3    | 709      | Total<br>11302 | C<br>3548 | H<br>5654 | N<br>1015 | O<br>1076 | S<br>9 | 0       | 0     |
| 1   | A4    | 709      | Total<br>11302 | C<br>3548 | H<br>5654 | N<br>1015 | O<br>1076 | S<br>9 | 0       | 0     |
| 1   | A5    | 709      | Total<br>11302 | C<br>3548 | H<br>5654 | N<br>1015 | O<br>1076 | S<br>9 | 0       | 0     |
| 1   | A6    | 709      | Total<br>11302 | C<br>3548 | H<br>5654 | N<br>1015 | O<br>1076 | S<br>9 | 0       | 0     |
| 1   | A7    | 709      | Total<br>11302 | C<br>3548 | H<br>5654 | N<br>1015 | O<br>1076 | S<br>9 | 0       | 0     |
| 1   | A8    | 709      | Total<br>11302 | C<br>3548 | H<br>5654 | N<br>1015 | O<br>1076 | S<br>9 | 0       | 0     |
| 1   | A9    | 709      | Total<br>11302 | C<br>3548 | H<br>5654 | N<br>1015 | O<br>1076 | S<br>9 | 0       | 0     |
| 1   | Ac    | 709      | Total<br>11302 | C<br>3548 | H<br>5654 | N<br>1015 | O<br>1076 | S<br>9 | 0       | 0     |
| 1   | Ad    | 709      | Total<br>11302 | C<br>3548 | H<br>5654 | N<br>1015 | O<br>1076 | S<br>9 | 0       | 0     |
| 1   | Ae    | 709      | Total<br>11302 | C<br>3548 | H<br>5654 | N<br>1015 | O<br>1076 | S<br>9 | 0       | 0     |
| 1   | Af    | 709      | Total<br>11302 | C<br>3548 | H<br>5654 | N<br>1015 | O<br>1076 | S<br>9 | 0       | 0     |
| 1   | Ag    | 709      | Total<br>11302 | C<br>3548 | H<br>5654 | N<br>1015 | O<br>1076 | S<br>9 | 0       | 0     |
| 1   | Ah    | 709      | Total<br>11302 | C<br>3548 | H<br>5654 | N<br>1015 | O<br>1076 | S<br>9 | 0       | 0     |
| 1   | Ai    | 709      | Total<br>11302 | C<br>3548 | H<br>5654 | N<br>1015 | O<br>1076 | S<br>9 | 0       | 0     |

*Continued on next page...*

*Continued from previous page...*

| Mol | Chain | Residues | Atoms          |           |           |           |           |        | AltConf | Trace |
|-----|-------|----------|----------------|-----------|-----------|-----------|-----------|--------|---------|-------|
| 1   | Aj    | 709      | Total<br>11302 | C<br>3548 | H<br>5654 | N<br>1015 | O<br>1076 | S<br>9 | 0       | 0     |
| 1   | Ak    | 709      | Total<br>11302 | C<br>3548 | H<br>5654 | N<br>1015 | O<br>1076 | S<br>9 | 0       | 0     |
| 1   | Al    | 709      | Total<br>11302 | C<br>3548 | H<br>5654 | N<br>1015 | O<br>1076 | S<br>9 | 0       | 0     |
| 1   | Am    | 709      | Total<br>11302 | C<br>3548 | H<br>5654 | N<br>1015 | O<br>1076 | S<br>9 | 0       | 0     |
| 1   | An    | 709      | Total<br>11302 | C<br>3548 | H<br>5654 | N<br>1015 | O<br>1076 | S<br>9 | 0       | 0     |
| 1   | Ap    | 709      | Total<br>11302 | C<br>3548 | H<br>5654 | N<br>1015 | O<br>1076 | S<br>9 | 0       | 0     |
| 1   | Aq    | 709      | Total<br>11302 | C<br>3548 | H<br>5654 | N<br>1015 | O<br>1076 | S<br>9 | 0       | 0     |
| 1   | Ar    | 709      | Total<br>11302 | C<br>3548 | H<br>5654 | N<br>1015 | O<br>1076 | S<br>9 | 0       | 0     |
| 1   | As    | 709      | Total<br>11302 | C<br>3548 | H<br>5654 | N<br>1015 | O<br>1076 | S<br>9 | 0       | 0     |
| 1   | At    | 709      | Total<br>11302 | C<br>3548 | H<br>5654 | N<br>1015 | O<br>1076 | S<br>9 | 0       | 0     |
| 1   | Au    | 709      | Total<br>11302 | C<br>3548 | H<br>5654 | N<br>1015 | O<br>1076 | S<br>9 | 0       | 0     |
| 1   | Av    | 709      | Total<br>11298 | C<br>3548 | H<br>5650 | N<br>1015 | O<br>1076 | S<br>9 | 0       | 0     |
| 1   | Aw    | 709      | Total<br>11302 | C<br>3548 | H<br>5654 | N<br>1015 | O<br>1076 | S<br>9 | 0       | 0     |
| 1   | Ax    | 709      | Total<br>11302 | C<br>3548 | H<br>5654 | N<br>1015 | O<br>1076 | S<br>9 | 0       | 0     |
| 1   | Ay    | 709      | Total<br>11302 | C<br>3548 | H<br>5654 | N<br>1015 | O<br>1076 | S<br>9 | 0       | 0     |
| 1   | Az    | 709      | Total<br>11302 | C<br>3548 | H<br>5654 | N<br>1015 | O<br>1076 | S<br>9 | 0       | 0     |
| 1   | BA    | 709      | Total<br>11302 | C<br>3548 | H<br>5654 | N<br>1015 | O<br>1076 | S<br>9 | 0       | 0     |
| 1   | BB    | 709      | Total<br>11302 | C<br>3548 | H<br>5654 | N<br>1015 | O<br>1076 | S<br>9 | 0       | 0     |
| 1   | BC    | 709      | Total<br>11302 | C<br>3548 | H<br>5654 | N<br>1015 | O<br>1076 | S<br>9 | 0       | 0     |
| 1   | BD    | 709      | Total<br>11302 | C<br>3548 | H<br>5654 | N<br>1015 | O<br>1076 | S<br>9 | 0       | 0     |
| 1   | BE    | 709      | Total<br>11302 | C<br>3548 | H<br>5654 | N<br>1015 | O<br>1076 | S<br>9 | 0       | 0     |

*Continued on next page...*

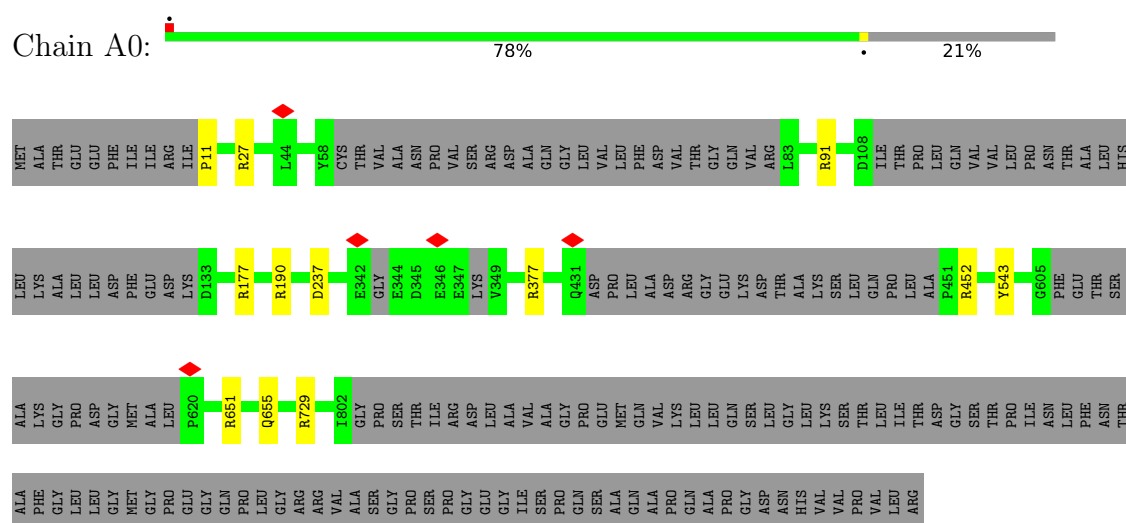
*Continued from previous page...*

| Mol | Chain | Residues | Atoms |      |      |      |      |   | AltConf | Trace |
|-----|-------|----------|-------|------|------|------|------|---|---------|-------|
|     |       |          | Total | C    | H    | N    | O    | S |         |       |
| 1   | BF    | 709      | 11302 | 3548 | 5654 | 1015 | 1076 | 9 | 0       | 0     |

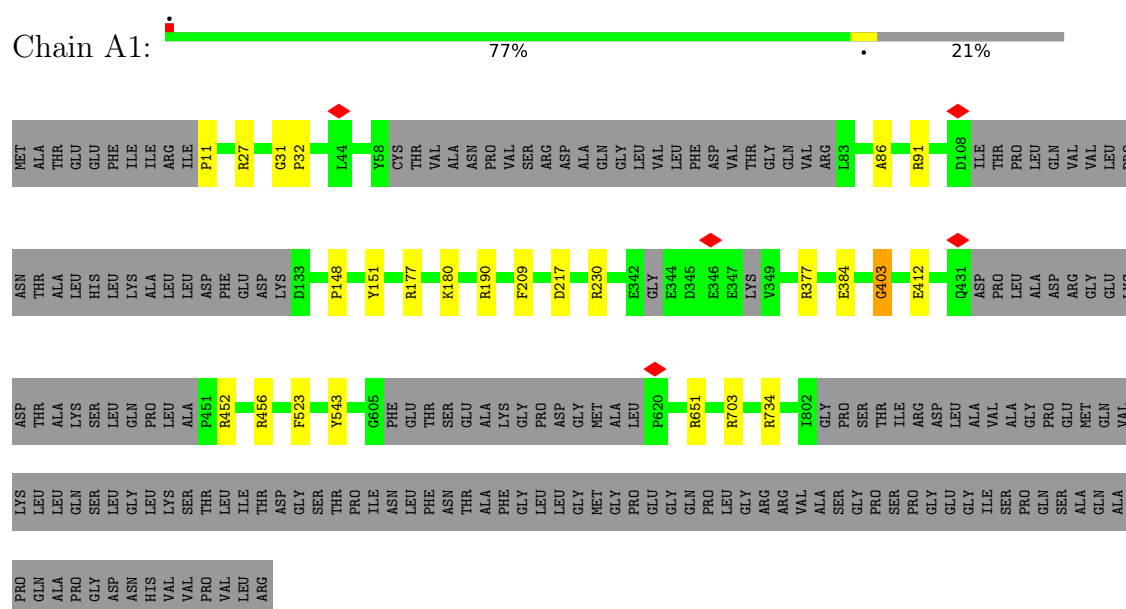
### 3 Residue-property plots

These plots are drawn for all protein, RNA, DNA and oligosaccharide chains in the entry. The first graphic for a chain summarises the proportions of the various outlier classes displayed in the second graphic. The second graphic shows the sequence view annotated by issues in geometry and atom inclusion in map density. Residues are color-coded according to the number of geometric quality criteria for which they contain at least one outlier: green = 0, yellow = 1, orange = 2 and red = 3 or more. A red diamond above a residue indicates a poor fit to the EM map for this residue (all-atom inclusion < 40%). Stretches of 2 or more consecutive residues without any outlier are shown as a green connector. Residues present in the sample, but not in the model, are shown in grey.

#### • Molecule 1: Major vault protein

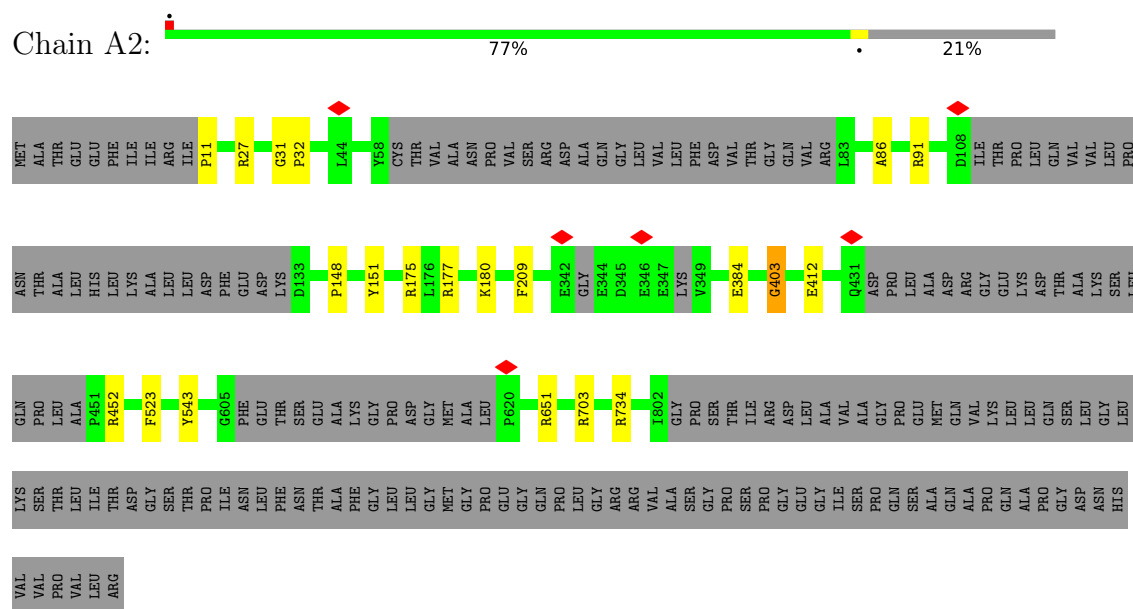


#### • Molecule 1: Major vault protein

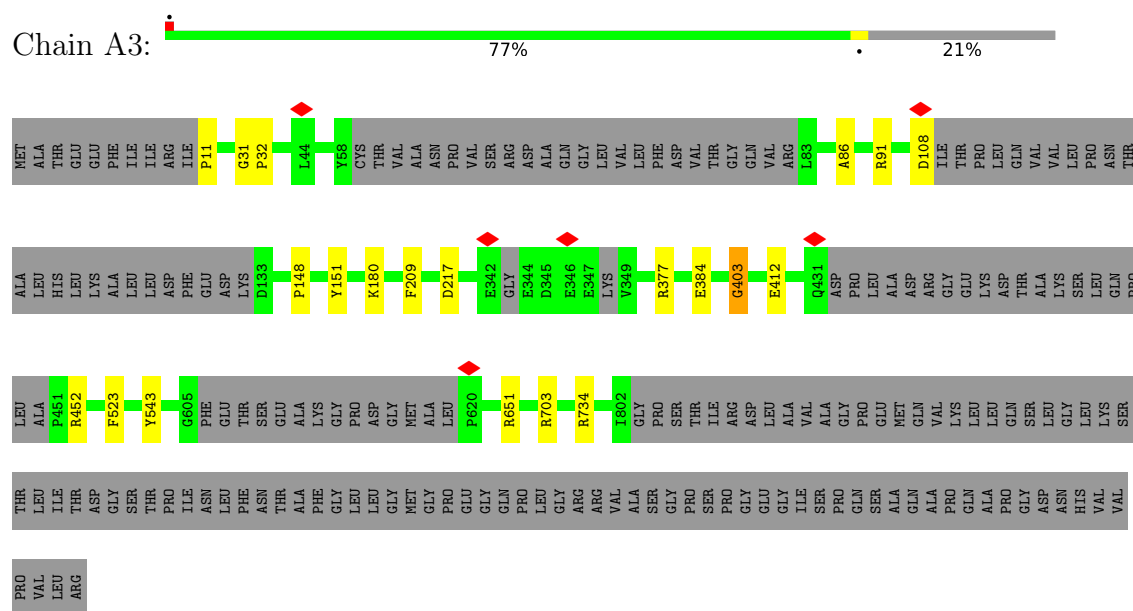




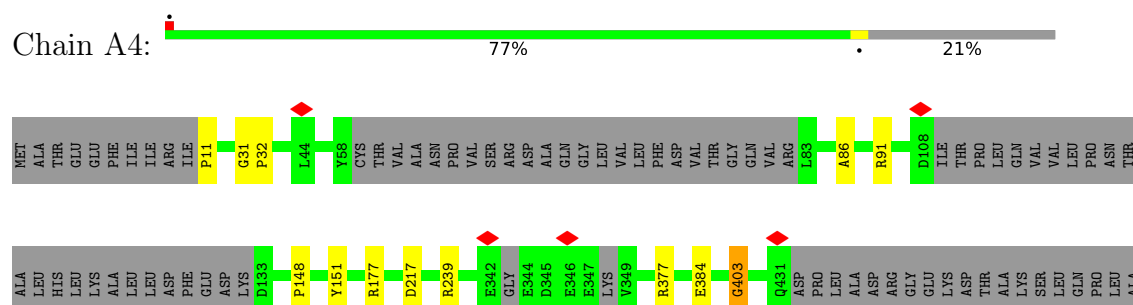
## • Molecule 1: Major vault protein

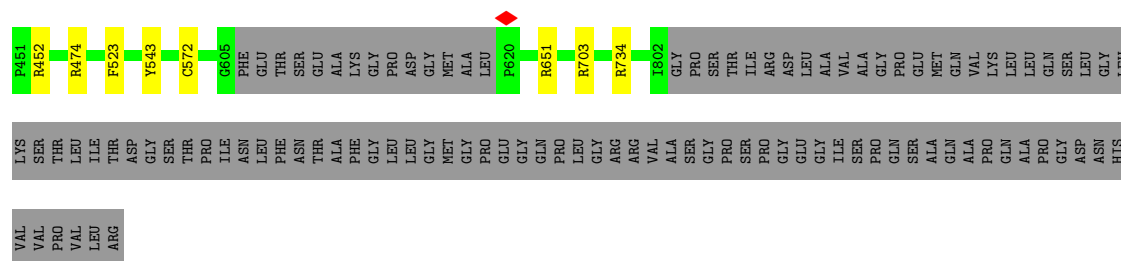


## • Molecule 1: Major vault protein



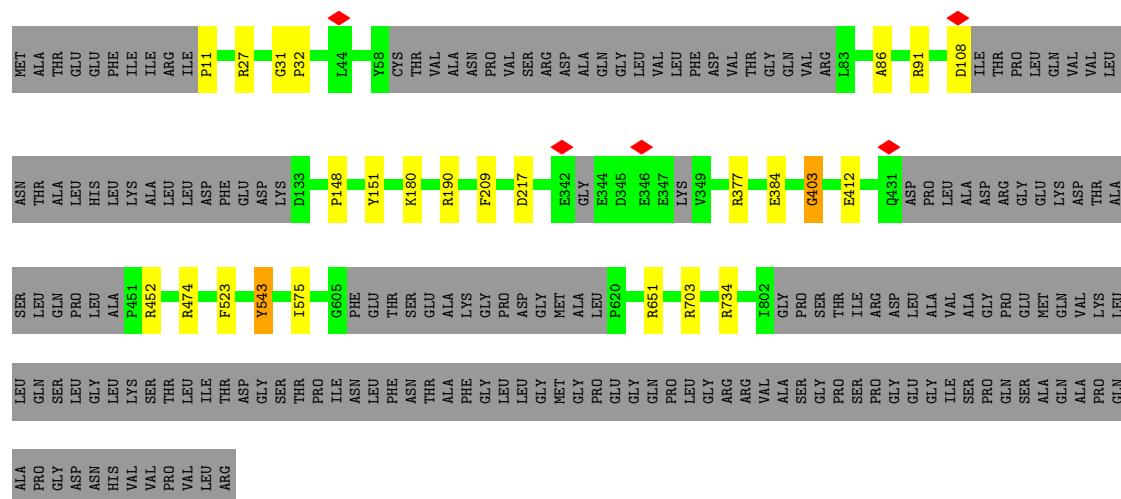
## • Molecule 1: Major vault protein





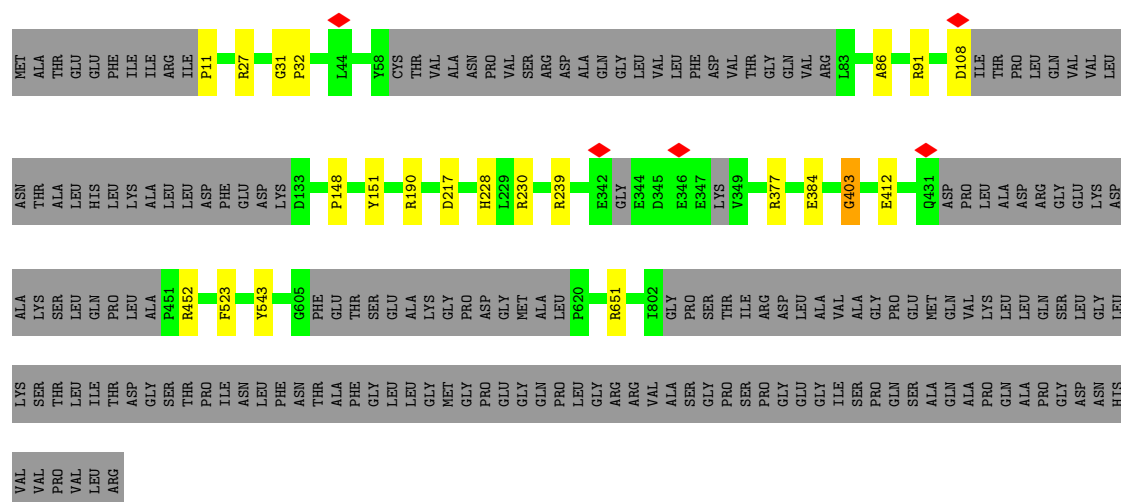
- Molecule 1: Major vault protein

Chain A5: 77% 21%



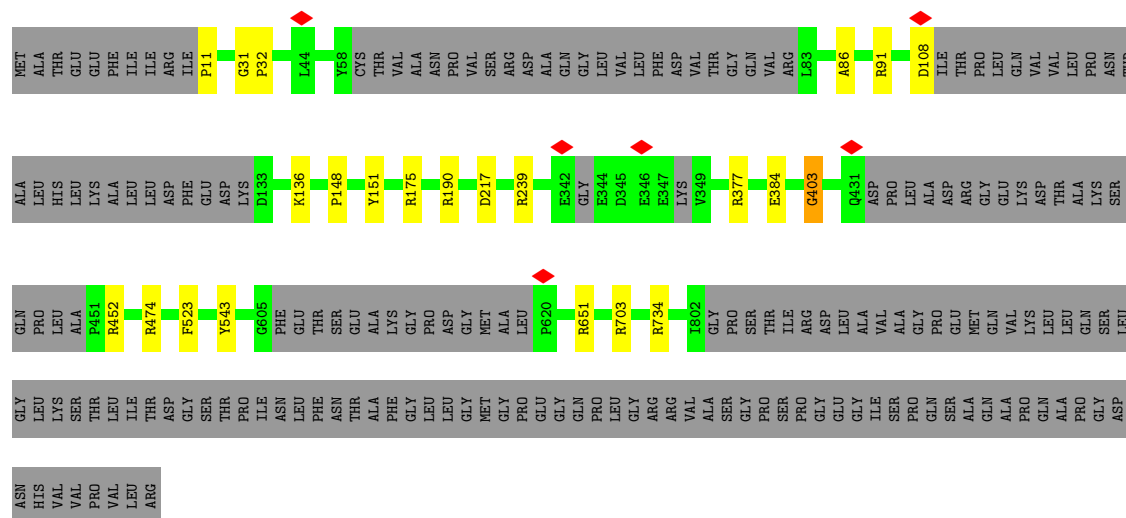
- Molecule 1: Major vault protein

Chain A6: 77% 21%

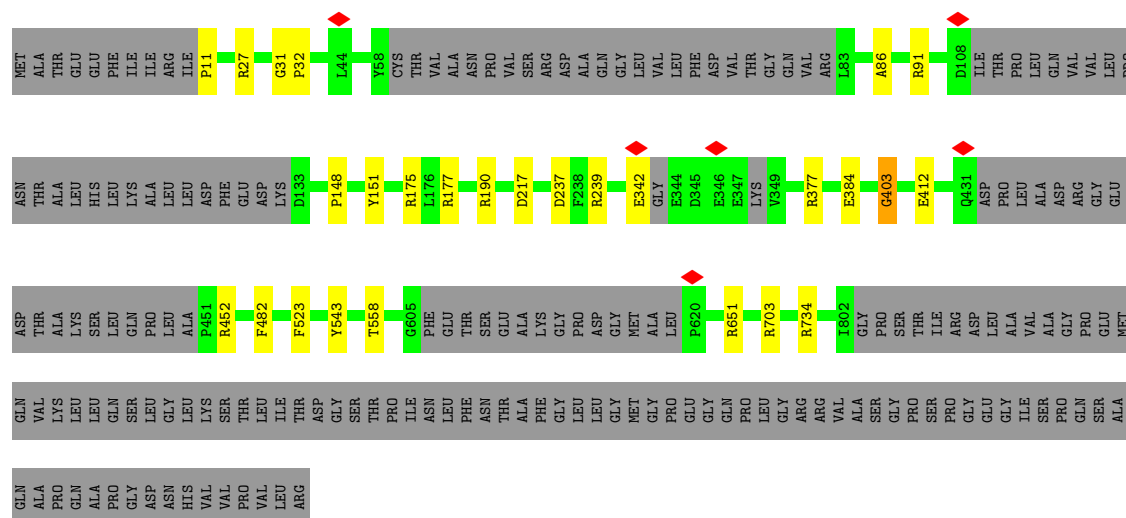
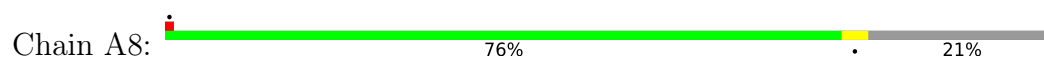


- Molecule 1: Major vault protein

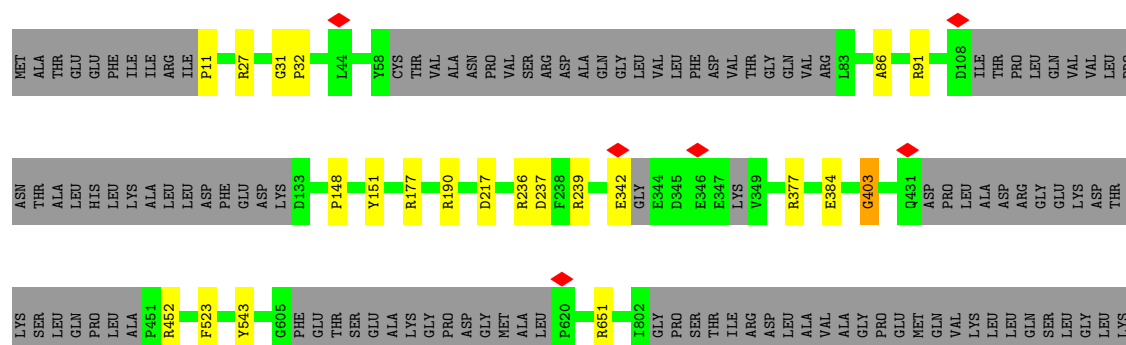
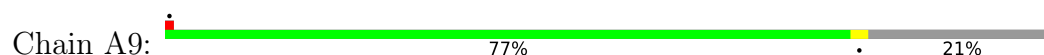
Chain A7: 77% 21%



• Molecule 1: Major vault protein

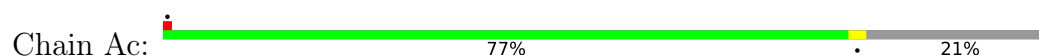


• Molecule 1: Major vault protein



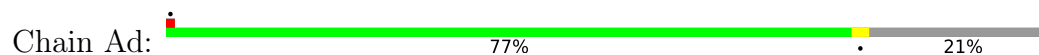
|     |     |     |     |     |     |     |     |     |     |     |     |     |     |     |     |     |     |     |     |     |     |     |     |     |     |     |     |     |     |     |     |     |     |     |     |     |     |     |     |     |     |     |     |     |     |     |     |     |     |     |     |     |     |     |     |  |  |  |  |  |  |  |  |  |  |  |  |  |  |  |  |  |  |  |  |  |  |  |  |  |  |  |  |  |  |  |  |  |  |  |  |  |  |  |  |  |  |  |  |  |  |  |  |  |  |  |  |  |  |  |  |  |  |  |  |  |  |  |  |  |  |  |  |  |  |  |  |  |  |  |  |  |  |  |  |  |  |  |  |  |  |  |  |  |  |  |  |  |  |  |  |  |  |  |  |  |  |  |  |  |  |  |  |  |  |  |  |  |  |  |  |  |  |  |  |  |  |  |  |  |  |  |  |  |  |  |  |  |  |  |  |  |  |  |  |  |  |  |  |  |  |  |  |  |  |  |  |  |  |  |  |  |  |  |  |  |  |  |  |  |  |  |  |  |  |  |  |  |  |  |  |  |  |  |  |  |  |  |  |  |  |  |  |  |  |  |  |  |  |  |  |  |  |  |  |  |  |  |  |  |  |  |  |  |  |  |  |  |  |  |  |  |  |  |  |  |  |  |  |  |  |  |  |  |  |  |  |  |  |  |  |  |  |  |  |  |  |  |  |  |  |  |  |  |  |  |  |  |  |  |  |  |  |  |  |  |  |  |  |  |  |  |  |  |  |  |  |  |  |  |  |  |  |  |  |  |  |  |  |  |  |  |  |  |  |  |  |  |  |  |  |  |  |  |  |  |  |  |  |  |  |  |  |  |  |  |  |  |  |  |  |  |  |  |  |  |  |  |  |  |  |  |  |  |  |  |  |  |  |  |  |  |  |  |  |  |  |  |  |  |  |  |  |  |  |  |  |  |  |  |  |  |  |  |  |  |  |  |  |  |  |  |  |  |  |  |  |  |  |  |  |  |  |  |  |  |  |  |  |  |  |  |  |  |  |  |  |  |  |  |  |  |  |  |  |  |  |  |  |  |  |  |  |  |  |  |  |  |  |  |  |  |  |  |  |  |  |  |  |  |  |  |  |  |  |  |  |  |  |  |  |  |  |  |  |  |  |  |  |  |  |  |  |  |  |  |  |  |  |  |  |  |  |  |  |  |  |  |  |  |  |  |  |  |  |  |  |  |  |  |  |  |  |  |  |  |  |  |  |  |  |  |  |  |  |  |  |  |  |  |  |  |  |  |  |  |  |  |  |  |  |  |  |  |  |  |  |  |  |  |  |  |  |  |  |  |  |  |  |  |  |  |  |  |  |  |  |  |  |  |  |  |  |  |  |  |  |  |  |  |  |  |  |  |  |  |  |  |  |  |  |  |  |  |  |  |  |  |  |  |  |  |  |  |  |  |  |  |  |  |  |  |  |  |  |  |  |  |  |  |  |  |  |  |  |  |  |  |  |  |  |  |  |  |  |  |  |  |  |  |  |  |  |  |  |  |  |  |  |  |  |  |  |  |  |  |  |  |  |  |  |  |  |  |  |  |  |  |  |  |  |  |  |  |  |  |  |  |  |  |  |  |  |  |  |  |  |  |  |  |  |  |  |  |  |  |  |  |  |  |  |  |  |  |  |  |  |  |  |  |  |  |  |  |  |  |  |  |  |  |  |  |  |  |  |  |  |  |  |  |  |  |  |  |  |  |  |  |  |  |  |  |  |  |  |  |  |  |  |  |  |  |  |  |  |  |  |  |  |  |  |  |  |  |  |  |  |  |  |  |  |  |  |  |  |  |  |  |  |  |  |  |  |  |  |  |  |  |  |  |  |  |  |  |  |  |  |  |  |  |  |  |  |  |  |  |  |  |  |  |  |  |  |  |  |  |  |  |  |  |  |  |  |  |  |  |  |  |  |  |  |  |  |  |  |  |  |  |  |  |  |  |  |  |  |  |  |  |  |  |  |  |  |  |  |  |  |  |  |  |  |  |  |  |  |  |  |  |  |  |  |  |  |  |  |  |  |  |  |  |  |  |  |  |  |  |  |  |  |  |  |  |  |  |  |  |  |  |  |  |  |  |  |  |  |  |  |  |  |  |  |  |  |  |  |  |  |  |  |  |  |  |  |  |  |  |  |  |  |  |  |  |  |  |  |  |  |  |  |  |  |  |  |  |  |  |  |  |  |  |  |  |  |  |  |  |  |  |  |  |  |  |  |  |  |  |  |  |  |  |  |  |  |  |  |  |  |  |  |  |  |  |  |  |  |  |  |  |  |  |  |  |  |  |  |  |  |  |  |  |  |  |  |  |  |  |  |  |  |  |  |  |  |  |  |  |  |  |  |  |  |  |  |  |  |  |  |  |  |  |  |  |  |  |  |  |  |  |  |  |  |  |  |  |  |  |  |  |  |  |  |  |  |  |  |  |  |  |  |  |  |  |  |  |  |  |  |  |  |  |  |  |  |  |  |  |  |  |  |  |  |  |  |  |  |  |  |  |  |  |  |  |  |  |  |  |  |  |  |  |  |  |  |  |  |  |  |  |  |  |  |  |  |  |  |  |  |  |  |  |  |  |  |  |  |  |  |  |  |  |  |  |  |  |  |  |  |  |  |  |  |  |  |  |  |  |  |  |  |  |  |  |  |  |  |  |  |  |  |  |  |  |  |  |  |  |  |  |  |  |  |  |  |  |  |  |  |  |  |  |  |  |  |  |  |  |  |  |  |  |  |  |  |  |  |  |  |  |  |  |  |  |  |  |  |  |  |  |  |  |  |  |  |  |  |  |  |  |  |  |  |  |  |  |  |  |  |  |  |  |  |  |  |  |  |  |  |  |  |  |  |  |  |  |  |  |  |  |  |  |  |  |  |  |  |  |  |  |  |  |  |  |  |  |  |  |  |  |  |  |  |  |  |  |  |  |  |  |  |  |  |  |  |  |  |  |  |  |  |  |  |  |  |  |  |  |  |  |  |  |  |  |  |  |  |  |  |  |  |  |  |  |  |  |  |  |  |  |  |  |  |  |  |  |  |  |  |  |  |  |  |  |  |  |  |  |  |  |  |  |  |  |  |  |  |  |  |  |  |  |  |  |  |  |  |  |  |  |  |  |  |  |  |  |  |  |  |  |
|-----|-----|-----|-----|-----|-----|-----|-----|-----|-----|-----|-----|-----|-----|-----|-----|-----|-----|-----|-----|-----|-----|-----|-----|-----|-----|-----|-----|-----|-----|-----|-----|-----|-----|-----|-----|-----|-----|-----|-----|-----|-----|-----|-----|-----|-----|-----|-----|-----|-----|-----|-----|-----|-----|-----|-----|--|--|--|--|--|--|--|--|--|--|--|--|--|--|--|--|--|--|--|--|--|--|--|--|--|--|--|--|--|--|--|--|--|--|--|--|--|--|--|--|--|--|--|--|--|--|--|--|--|--|--|--|--|--|--|--|--|--|--|--|--|--|--|--|--|--|--|--|--|--|--|--|--|--|--|--|--|--|--|--|--|--|--|--|--|--|--|--|--|--|--|--|--|--|--|--|--|--|--|--|--|--|--|--|--|--|--|--|--|--|--|--|--|--|--|--|--|--|--|--|--|--|--|--|--|--|--|--|--|--|--|--|--|--|--|--|--|--|--|--|--|--|--|--|--|--|--|--|--|--|--|--|--|--|--|--|--|--|--|--|--|--|--|--|--|--|--|--|--|--|--|--|--|--|--|--|--|--|--|--|--|--|--|--|--|--|--|--|--|--|--|--|--|--|--|--|--|--|--|--|--|--|--|--|--|--|--|--|--|--|--|--|--|--|--|--|--|--|--|--|--|--|--|--|--|--|--|--|--|--|--|--|--|--|--|--|--|--|--|--|--|--|--|--|--|--|--|--|--|--|--|--|--|--|--|--|--|--|--|--|--|--|--|--|--|--|--|--|--|--|--|--|--|--|--|--|--|--|--|--|--|--|--|--|--|--|--|--|--|--|--|--|--|--|--|--|--|--|--|--|--|--|--|--|--|--|--|--|--|--|--|--|--|--|--|--|--|--|--|--|--|--|--|--|--|--|--|--|--|--|--|--|--|--|--|--|--|--|--|--|--|--|--|--|--|--|--|--|--|--|--|--|--|--|--|--|--|--|--|--|--|--|--|--|--|--|--|--|--|--|--|--|--|--|--|--|--|--|--|--|--|--|--|--|--|--|--|--|--|--|--|--|--|--|--|--|--|--|--|--|--|--|--|--|--|--|--|--|--|--|--|--|--|--|--|--|--|--|--|--|--|--|--|--|--|--|--|--|--|--|--|--|--|--|--|--|--|--|--|--|--|--|--|--|--|--|--|--|--|--|--|--|--|--|--|--|--|--|--|--|--|--|--|--|--|--|--|--|--|--|--|--|--|--|--|--|--|--|--|--|--|--|--|--|--|--|--|--|--|--|--|--|--|--|--|--|--|--|--|--|--|--|--|--|--|--|--|--|--|--|--|--|--|--|--|--|--|--|--|--|--|--|--|--|--|--|--|--|--|--|--|--|--|--|--|--|--|--|--|--|--|--|--|--|--|--|--|--|--|--|--|--|--|--|--|--|--|--|--|--|--|--|--|--|--|--|--|--|--|--|--|--|--|--|--|--|--|--|--|--|--|--|--|--|--|--|--|--|--|--|--|--|--|--|--|--|--|--|--|--|--|--|--|--|--|--|--|--|--|--|--|--|--|--|--|--|--|--|--|--|--|--|--|--|--|--|--|--|--|--|--|--|--|--|--|--|--|--|--|--|--|--|--|--|--|--|--|--|--|--|--|--|--|--|--|--|--|--|--|--|--|--|--|--|--|--|--|--|--|--|--|--|--|--|--|--|--|--|--|--|--|--|--|--|--|--|--|--|--|--|--|--|--|--|--|--|--|--|--|--|--|--|--|--|--|--|--|--|--|--|--|--|--|--|--|--|--|--|--|--|--|--|--|--|--|--|--|--|--|--|--|--|--|--|--|--|--|--|--|--|--|--|--|--|--|--|--|--|--|--|--|--|--|--|--|--|--|--|--|--|--|--|--|--|--|--|--|--|--|--|--|--|--|--|--|--|--|--|--|--|--|--|--|--|--|--|--|--|--|--|--|--|--|--|--|--|--|--|--|--|--|--|--|--|--|--|--|--|--|--|--|--|--|--|--|--|--|--|--|--|--|--|--|--|--|--|--|--|--|--|--|--|--|--|--|--|--|--|--|--|--|--|--|--|--|--|--|--|--|--|--|--|--|--|--|--|--|--|--|--|--|--|--|--|--|--|--|--|--|--|--|--|--|--|--|--|--|--|--|--|--|--|--|--|--|--|--|--|--|--|--|--|--|--|--|--|--|--|--|--|--|--|--|--|--|--|--|--|--|--|--|--|--|--|--|--|--|--|--|--|--|--|--|--|--|--|--|--|--|--|--|--|--|--|--|--|--|--|--|--|--|--|--|--|--|--|--|--|--|--|--|--|--|--|--|--|--|--|--|--|--|--|--|--|--|--|--|--|--|--|--|--|--|--|--|--|--|--|--|--|--|--|--|--|--|--|--|--|--|--|--|--|--|--|--|--|--|--|--|--|--|--|--|--|--|--|--|--|--|--|--|--|--|--|--|--|--|--|--|--|--|--|--|--|--|--|--|--|--|--|--|--|--|--|--|--|--|--|--|--|--|--|--|--|--|--|--|--|--|--|--|--|--|--|--|--|--|--|--|--|--|--|--|--|--|--|--|--|--|--|--|--|--|--|--|--|--|--|--|--|--|--|--|--|--|--|--|--|--|--|--|--|--|--|--|--|--|--|--|--|--|--|--|--|--|--|--|--|--|--|--|--|--|--|--|--|--|--|--|--|--|--|--|--|--|--|--|--|--|--|--|--|--|--|--|--|--|--|--|--|--|--|--|--|--|--|--|--|--|--|--|--|--|--|--|--|--|--|--|--|--|--|--|--|--|--|--|--|--|--|--|--|--|--|--|--|--|--|--|--|--|--|--|--|--|--|--|--|--|--|--|--|--|--|--|--|--|--|--|--|--|--|--|--|--|--|--|--|--|--|--|--|--|--|--|--|--|--|--|--|--|--|--|--|--|--|--|--|--|--|--|--|--|--|--|--|--|--|--|--|--|--|--|--|--|--|--|--|--|--|--|--|--|--|--|--|--|--|--|--|--|--|--|--|--|--|--|--|--|--|--|--|--|--|--|--|--|--|--|--|--|--|--|--|--|--|--|--|--|--|--|--|--|--|--|--|--|--|--|--|--|--|--|--|--|--|--|--|--|--|--|--|--|--|--|--|--|--|--|--|--|--|--|--|--|--|--|--|--|--|--|--|--|
| SER | THR | LEU | ILE | THR | ASP | GLY | SER | THR | PRO | ILE | ASN | LEU | PHE | ASN | ALA | PHE | GLY | LEU | GLY | MET | GLY | PRO | GLU | GLY | GLN | PRO | LEU | GLY | ARG | ARG | VAL | ALA | SER | GLY | PRO | PRO | SER | GLY | ILE | SER | PRO | GLN | SER | ALA | GLN | ALA | ALA | PRO | GLN | ALA | GLY | ASP | ASN | HIS | VAL |  |  |  |  |  |  |  |  |  |  |  |  |  |  |  |  |  |  |  |  |  |  |  |  |  |  |  |  |  |  |  |  |  |  |  |  |  |  |  |  |  |  |  |  |  |  |  |  |  |  |  |  |  |  |  |  |  |  |  |  |  |  |  |  |  |  |  |  |  |  |  |  |  |  |  |  |  |  |  |  |  |  |  |  |  |  |  |  |  |  |  |  |  |  |  |  |  |  |  |  |  |  |  |  |  |  |  |  |  |  |  |  |  |  |  |  |  |  |  |  |  |  |  |  |  |  |  |  |  |  |  |  |  |  |  |  |  |  |  |  |  |  |  |  |  |  |  |  |  |  |  |  |  |  |  |  |  |  |  |  |  |  |  |  |  |  |  |  |  |  |  |  |  |  |  |  |  |  |  |  |  |  |  |  |  |  |  |  |  |  |  |  |  |  |  |  |  |  |  |  |  |  |  |  |  |  |  |  |  |  |  |  |  |  |  |  |  |  |  |  |  |  |  |  |  |  |  |  |  |  |  |  |  |  |  |  |  |  |  |  |  |  |  |  |  |  |  |  |  |  |  |  |  |  |  |  |  |  |  |  |  |  |  |  |  |  |  |  |  |  |  |  |  |  |  |  |  |  |  |  |  |  |  |  |  |  |  |  |  |  |  |  |  |  |  |  |  |  |  |  |  |  |  |  |  |  |  |  |  |  |  |  |  |  |  |  |  |  |  |  |  |  |  |  |  |  |  |  |  |  |  |  |  |  |  |  |  |  |  |  |  |  |  |  |  |  |  |  |  |  |  |  |  |  |  |  |  |  |  |  |  |  |  |  |  |  |  |  |  |  |  |  |  |  |  |  |  |  |  |  |  |  |  |  |  |  |  |  |  |  |  |  |  |  |  |  |  |  |  |  |  |  |  |  |  |  |  |  |  |  |  |  |  |  |  |  |  |  |  |  |  |  |  |  |  |  |  |  |  |  |  |  |  |  |  |  |  |  |  |  |  |  |  |  |  |  |  |  |  |  |  |  |  |  |  |  |  |  |  |  |  |  |  |  |  |  |  |  |  |  |  |  |  |  |  |  |  |  |  |  |  |  |  |  |  |  |  |  |  |  |  |  |  |  |  |  |  |  |  |  |  |  |  |  |  |  |  |  |  |  |  |  |  |  |  |  |  |  |  |  |  |  |  |  |  |  |  |  |  |  |  |  |  |  |  |  |  |  |  |  |  |  |  |  |  |  |  |  |  |  |  |  |  |  |  |  |  |  |  |  |  |  |  |  |  |  |  |  |  |  |  |  |  |  |  |  |  |  |  |  |  |  |  |  |  |  |  |  |  |  |  |  |  |  |  |  |  |  |  |  |  |  |  |  |  |  |  |  |  |  |  |  |  |  |  |  |  |  |  |  |  |  |  |  |  |  |  |  |  |  |  |  |  |  |  |  |  |  |  |  |  |  |  |  |  |  |  |  |  |  |  |  |  |  |  |  |  |  |  |  |  |  |  |  |  |  |  |  |  |  |  |  |  |  |  |  |  |  |  |  |  |  |  |  |  |  |  |  |  |  |  |  |  |  |  |  |  |  |  |  |  |  |  |  |  |  |  |  |  |  |  |  |  |  |  |  |  |  |  |  |  |  |  |  |  |  |  |  |  |  |  |  |  |  |  |  |  |  |  |  |  |  |  |  |  |  |  |  |  |  |  |  |  |  |  |  |  |  |  |  |  |  |  |  |  |  |  |  |  |  |  |  |  |  |  |  |  |  |  |  |  |  |  |  |  |  |  |  |  |  |  |  |  |  |  |  |  |  |  |  |  |  |  |  |  |  |  |  |  |  |  |  |  |  |  |  |  |  |  |  |  |  |  |  |  |  |  |  |  |  |  |  |  |  |  |  |  |  |  |  |  |  |  |  |  |  |  |  |  |  |  |  |  |  |  |  |  |  |  |  |  |  |  |  |  |  |  |  |  |  |  |  |  |  |  |  |  |  |  |  |  |  |  |  |  |  |  |  |  |  |  |  |  |  |  |  |  |  |  |  |  |  |  |  |  |  |  |  |  |  |  |  |  |  |  |  |  |  |  |  |  |  |  |  |  |  |  |  |  |  |  |  |  |  |  |  |  |  |  |  |  |  |  |  |  |  |  |  |  |  |  |  |  |  |  |  |  |  |  |  |  |  |  |  |  |  |  |  |  |  |  |  |  |  |  |  |  |  |  |  |  |  |  |  |  |  |  |  |  |  |  |  |  |  |  |  |  |  |  |  |  |  |  |  |  |  |  |  |  |  |  |  |  |  |  |  |  |  |  |  |  |  |  |  |  |  |  |  |  |  |  |  |  |  |  |  |  |  |  |  |  |  |  |  |  |  |  |  |  |  |  |  |  |  |  |  |  |  |  |  |  |  |  |  |  |  |  |  |  |  |  |  |  |  |  |  |  |  |  |  |  |  |  |  |  |  |  |  |  |  |  |  |  |  |  |  |  |  |  |  |  |  |  |  |  |  |  |  |  |  |  |  |  |  |  |  |  |  |  |  |  |  |  |  |  |  |  |  |  |  |  |  |  |  |  |  |  |  |  |  |  |  |  |  |  |  |  |  |  |  |  |  |  |  |  |  |  |  |  |  |  |  |  |  |  |  |  |  |  |  |  |  |  |  |  |  |  |  |  |  |  |  |  |  |  |  |  |  |  |  |  |  |  |  |  |  |  |  |  |  |  |  |  |  |  |  |  |  |  |  |  |  |  |  |  |  |  |  |  |  |  |  |  |  |  |  |  |  |  |  |  |  |  |  |  |  |  |  |  |  |  |  |  |  |  |  |  |  |  |  |  |  |  |  |  |  |  |  |  |  |  |  |  |  |  |  |  |  |  |  |  |  |  |  |  |  |  |  |  |  |  |  |  |  |  |  |  |  |  |  |  |  |  |  |  |  |  |  |  |  |  |  |  |  |  |  |  |  |  |  |  |  |  |  |  |  |  |  |  |  |  |  |  |  |  |  |  |  |  |  |  |  |  |
| VAL | PRO | VAL | VAL | LEU | ARG |     |     |     |     |     |     |     |     |     |     |     |     |     |     |     |     |     |     |     |     |     |     |     |     |     |     |     |     |     |     |     |     |     |     |     |     |     |     |     |     |     |     |     |     |     |     |     |     |     |     |  |  |  |  |  |  |  |  |  |  |  |  |  |  |  |  |  |  |  |  |  |  |  |  |  |  |  |  |  |  |  |  |  |  |  |  |  |  |  |  |  |  |  |  |  |  |  |  |  |  |  |  |  |  |  |  |  |  |  |  |  |  |  |  |  |  |  |  |  |  |  |  |  |  |  |  |  |  |  |  |  |  |  |  |  |  |  |  |  |  |  |  |  |  |  |  |  |  |  |  |  |  |  |  |  |  |  |  |  |  |  |  |  |  |  |  |  |  |  |  |  |  |  |  |  |  |  |  |  |  |  |  |  |  |  |  |  |  |  |  |  |  |  |  |  |  |  |  |  |  |  |  |  |  |  |  |  |  |  |  |  |  |  |  |  |  |  |  |  |  |  |  |  |  |  |  |  |  |  |  |  |  |  |  |  |  |  |  |  |  |  |  |  |  |  |  |  |  |  |  |  |  |  |  |  |  |  |  |  |  |  |  |  |  |  |  |  |  |  |  |  |  |  |  |  |  |  |  |  |  |  |  |  |  |  |  |  |  |  |  |  |  |  |  |  |  |  |  |  |  |  |  |  |  |  |  |  |  |  |  |  |  |  |  |  |  |  |  |  |  |  |  |  |  |  |  |  |  |  |  |  |  |  |  |  |  |  |  |  |  |  |  |  |  |  |  |  |  |  |  |  |  |  |  |  |  |  |  |  |  |  |  |  |  |  |  |  |  |  |  |  |  |  |  |  |  |  |  |  |  |  |  |  |  |  |  |  |  |  |  |  |  |  |  |  |  |  |  |  |  |  |  |  |  |  |  |  |  |  |  |  |  |  |  |  |  |  |  |  |  |  |  |  |  |  |  |  |  |  |  |  |  |  |  |  |  |  |  |  |  |  |  |  |  |  |  |  |  |  |  |  |  |  |  |  |  |  |  |  |  |  |  |  |  |  |  |  |  |  |  |  |  |  |  |  |  |  |  |  |  |  |  |  |  |  |  |  |  |  |  |  |  |  |  |  |  |  |  |  |  |  |  |  |  |  |  |  |  |  |  |  |  |  |  |  |  |  |  |  |  |  |  |  |  |  |  |  |  |  |  |  |  |  |  |  |  |  |  |  |  |  |  |  |  |  |  |  |  |  |  |  |  |  |  |  |  |  |  |  |  |  |  |  |  |  |  |  |  |  |  |  |  |  |  |  |  |  |  |  |  |  |  |  |  |  |  |  |  |  |  |  |  |  |  |  |  |  |  |  |  |  |  |  |  |  |  |  |  |  |  |  |  |  |  |  |  |  |  |  |  |  |  |  |  |  |  |  |  |  |  |  |  |  |  |  |  |  |  |  |  |  |  |  |  |  |  |  |  |  |  |  |  |  |  |  |  |  |  |  |  |  |  |  |  |  |  |  |  |  |  |  |  |  |  |  |  |  |  |  |  |  |  |  |  |  |  |  |  |  |  |  |  |  |  |  |  |  |  |  |  |  |  |  |  |  |  |  |  |  |  |  |  |  |  |  |  |  |  |  |  |  |  |  |  |  |  |  |  |  |  |  |  |  |  |  |  |  |  |  |  |  |  |  |  |  |  |  |  |  |  |  |  |  |  |  |  |  |  |  |  |  |  |  |  |  |  |  |  |  |  |  |  |  |  |  |  |  |  |  |  |  |  |  |  |  |  |  |  |  |  |  |  |  |  |  |  |  |  |  |  |  |  |  |  |  |  |  |  |  |  |  |  |  |  |  |  |  |  |  |  |  |  |  |  |  |  |  |  |  |  |  |  |  |  |  |  |  |  |  |  |  |  |  |  |  |  |  |  |  |  |  |  |  |  |  |  |  |  |  |  |  |  |  |  |  |  |  |  |  |  |  |  |  |  |  |  |  |  |  |  |  |  |  |  |  |  |  |  |  |  |  |  |  |  |  |  |  |  |  |  |  |  |  |  |  |  |  |  |  |  |  |  |  |  |  |  |  |  |  |  |  |  |  |  |  |  |  |  |  |  |  |  |  |  |  |  |  |  |  |  |  |  |  |  |  |  |  |  |  |  |  |  |  |  |  |  |  |  |  |  |  |  |  |  |  |  |  |  |  |  |  |  |  |  |  |  |  |  |  |  |  |  |  |  |  |  |  |  |  |  |  |  |  |  |  |  |  |  |  |  |  |  |  |  |  |  |  |  |  |  |  |  |  |  |  |  |  |  |  |  |  |  |  |  |  |  |  |  |  |  |  |  |  |  |  |  |  |  |  |  |  |  |  |  |  |  |  |  |  |  |  |  |  |  |  |  |  |  |  |  |  |  |  |  |  |  |  |  |  |  |  |  |  |  |  |  |  |  |  |  |  |  |  |  |  |  |  |  |  |  |  |  |  |  |  |  |  |  |  |  |  |  |  |  |  |  |  |  |  |  |  |  |  |  |  |  |  |  |  |  |  |  |  |  |  |  |  |  |  |  |  |  |  |  |  |  |  |  |  |  |  |  |  |  |  |  |  |  |  |  |  |  |  |  |  |  |  |  |  |  |  |  |  |  |  |  |  |  |  |  |  |  |  |  |  |  |  |  |  |  |  |  |  |  |  |  |  |  |  |  |  |  |  |  |  |  |  |  |  |  |  |  |  |  |  |  |  |  |  |  |  |  |  |  |  |  |  |  |  |  |  |  |  |  |  |  |  |  |  |  |  |  |  |  |  |  |  |  |  |  |  |  |  |  |  |  |  |  |  |  |  |  |  |  |  |  |  |  |  |  |  |  |  |  |  |  |  |  |  |  |  |  |  |  |  |  |  |  |  |  |  |  |  |  |  |  |  |  |  |  |  |  |  |  |  |  |  |  |  |  |  |  |  |  |  |  |  |  |  |  |  |  |  |  |  |  |  |  |  |  |  |  |  |  |  |  |  |  |  |  |  |  |  |  |  |  |  |  |  |  |  |  |  |  |  |  |  |  |  |  |  |  |  |  |  |  |  |  |  |  |  |  |  |  |  |  |  |  |  |  |  |  |  |  |  |  |  |  |  |  |  |  |  |

• Molecule 1: Major vault protein



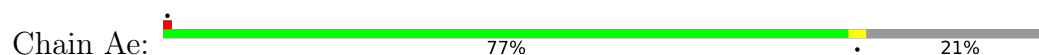
|     |     |     |     |     |     |     |     |     |     |     |     |     |     |     |     |     |     |     |     |     |     |     |     |     |     |     |     |     |     |     |     |     |     |     |     |     |     |     |     |     |     |     |     |     |     |     |     |     |     |     |     |     |     |     |     |     |     |     |     |  |  |  |  |  |  |  |  |  |  |  |  |  |  |  |  |  |  |  |  |  |  |  |  |  |  |  |  |  |  |  |  |  |  |  |  |  |  |  |  |  |  |  |  |  |  |  |  |  |  |  |  |  |  |  |  |  |  |  |  |  |  |  |  |  |  |  |  |  |  |  |  |  |  |  |  |  |  |  |  |  |  |  |  |  |  |  |  |  |  |  |  |  |  |  |  |  |  |  |  |  |  |  |  |  |  |  |  |  |  |  |  |  |  |  |  |  |  |  |  |  |  |  |  |  |  |  |  |  |  |  |  |  |  |  |  |  |  |  |  |  |  |  |  |  |  |  |  |  |  |  |  |  |  |  |  |  |  |  |  |  |  |  |  |  |  |  |  |  |  |  |  |  |  |  |  |  |  |  |  |  |  |  |  |  |  |  |  |  |  |  |  |  |  |  |  |  |  |  |  |  |  |  |  |  |  |  |  |  |  |  |  |  |  |  |  |  |  |  |  |  |  |  |  |  |  |  |  |  |  |  |  |  |  |  |  |  |  |  |  |  |  |  |  |  |  |  |  |  |  |  |  |  |  |  |  |  |  |  |  |  |  |  |  |  |  |  |  |  |  |  |  |  |  |  |  |  |  |  |  |  |  |  |  |  |  |  |  |  |  |  |  |  |  |  |  |  |  |  |  |  |  |  |  |  |  |  |  |  |  |  |  |  |  |  |  |  |  |  |  |  |  |  |  |  |  |  |  |  |  |  |  |  |  |  |  |  |  |  |  |  |  |  |  |  |  |  |  |  |  |  |  |  |  |  |  |  |  |  |  |  |  |  |  |  |  |  |  |  |  |  |  |  |  |  |  |  |  |  |  |  |  |  |  |  |  |  |  |  |  |  |  |  |  |  |  |  |  |  |  |  |  |  |  |  |  |  |  |  |  |  |  |  |  |  |  |  |  |  |  |  |  |  |  |  |  |  |  |  |  |  |  |  |  |  |  |  |  |  |  |  |  |  |  |  |  |  |  |  |  |  |  |  |  |  |  |  |  |  |  |  |  |  |  |  |  |  |  |  |  |  |  |  |  |  |  |  |  |  |  |  |  |  |  |  |  |  |  |  |  |  |  |  |  |  |  |  |  |  |  |  |  |  |  |  |  |  |  |  |  |  |  |  |  |  |  |  |  |  |  |  |  |  |  |  |  |  |  |  |  |  |  |  |  |  |  |  |  |  |  |  |  |  |  |  |  |  |  |  |  |  |  |  |  |  |  |  |  |  |  |  |  |  |  |  |  |  |  |  |  |  |  |  |  |  |  |  |  |  |  |  |  |  |  |  |  |  |  |  |  |  |  |  |  |  |  |  |  |  |  |  |  |  |  |  |  |  |  |  |  |  |  |  |  |  |  |  |  |  |  |  |  |  |  |  |  |  |  |  |  |  |  |  |  |  |  |  |  |  |  |  |  |  |  |  |  |  |  |  |  |  |  |  |  |  |  |  |  |  |  |  |  |  |  |  |  |  |  |  |  |  |  |  |  |  |  |  |  |  |  |  |  |  |  |  |  |  |  |  |  |  |  |  |  |  |  |  |  |  |  |  |  |  |  |  |  |  |  |  |  |  |  |  |  |  |  |  |  |  |  |  |  |  |  |  |  |  |  |  |  |  |  |  |  |  |  |  |  |  |  |  |  |  |  |  |  |  |  |  |  |  |  |  |  |  |  |  |  |  |  |  |  |  |  |  |  |  |  |  |  |  |  |  |  |  |  |  |  |  |  |  |  |  |  |  |  |  |  |  |  |  |  |  |  |  |  |  |  |  |  |  |  |  |  |  |  |  |  |  |  |  |  |  |  |  |  |  |  |  |  |  |  |  |  |  |  |  |  |  |  |  |  |  |  |  |  |  |  |  |  |  |  |  |  |  |  |  |  |  |  |  |  |  |  |  |  |  |  |  |  |  |  |  |  |  |  |  |  |  |  |  |  |  |  |  |  |  |  |  |  |  |  |  |  |  |  |  |  |  |  |  |  |  |  |  |  |  |  |  |  |  |  |  |  |  |  |  |  |  |  |  |  |  |  |  |  |  |  |  |  |  |  |  |  |  |  |  |  |  |  |  |  |  |  |  |  |  |  |  |  |  |  |  |  |  |  |  |  |  |  |  |  |  |  |  |  |  |  |  |  |  |  |  |  |  |  |  |  |  |  |  |  |  |  |  |  |  |  |  |  |  |  |  |  |  |  |  |  |  |  |  |  |  |  |  |  |  |  |  |  |  |  |  |  |  |  |  |  |  |  |  |  |  |  |  |  |  |  |  |  |  |  |  |  |  |  |  |  |  |  |  |  |  |  |  |  |  |  |  |  |  |  |  |  |  |  |  |  |  |  |  |  |  |  |  |  |  |  |  |  |  |  |  |  |  |  |  |  |  |  |  |  |  |  |  |  |  |  |  |  |  |  |  |  |  |  |  |  |  |  |  |  |  |  |  |  |  |  |  |  |  |  |  |  |  |  |  |  |  |  |  |  |  |  |  |  |  |  |  |  |  |  |  |  |  |  |  |  |  |  |  |  |  |  |  |  |  |  |  |  |  |  |  |  |  |  |  |  |  |  |  |  |  |  |  |  |  |  |  |  |  |  |  |  |  |  |  |  |  |  |  |  |  |  |  |  |  |  |  |  |  |  |  |  |  |  |  |  |  |  |  |  |  |  |  |  |  |  |  |  |  |  |  |  |  |  |  |  |  |  |  |  |  |  |  |  |  |  |  |  |  |  |  |  |  |  |  |  |  |  |  |  |  |  |  |  |  |  |  |  |  |  |  |  |  |  |  |  |  |  |  |  |  |  |  |  |  |  |  |  |  |  |  |  |  |  |  |  |  |  |  |  |  |  |  |  |  |  |  |  |  |  |  |  |  |  |  |  |  |  |  |  |  |  |  |  |  |  |  |  |  |  |  |  |  |  |  |  |  |  |  |  |  |  |  |  |  |  |  |  |  |  |  |  |  |  |  |  |  |  |  |  |  |  |  |  |  |  |  |  |  |  |  |  |  |  |  |  |  |  |  |  |  |  |  |  |  |  |  |  |  |  |  |  |  |  |  |  |  |  |  |  |  |  |  |  |  |  |  |  |  |  |  |  |  |  |  |  |  |  |  |  |  |  |  |  |  |  |  |  |  |  |  |  |  |  |  |  |  |  |  |  |  |  |  |  |  |  |  |  |  |  |  |  |  |  |  |  |  |  |  |  |  |  |  |  |  |  |  |  |  |  |  |  |  |  |  |  |  |  |  |  |  |  |  |  |  |  |  |  |  |  |  |  |  |  |  |  |  |  |  |  |  |  |  |  |  |  |  |  |  |  |  |  |  |  |  |  |  |  |  |  |  |  |  |  |  |  |  |  |  |  |  |  |  |  |  |  |  |  |  |  |  |  |  |  |  |  |  |  |  |  |  |  |  |  |  |  |  |  |  |  |  |  |  |  |  |  |  |  |  |  |  |  |  |  |  |  |  |  |  |  |  |
|-----|-----|-----|-----|-----|-----|-----|-----|-----|-----|-----|-----|-----|-----|-----|-----|-----|-----|-----|-----|-----|-----|-----|-----|-----|-----|-----|-----|-----|-----|-----|-----|-----|-----|-----|-----|-----|-----|-----|-----|-----|-----|-----|-----|-----|-----|-----|-----|-----|-----|-----|-----|-----|-----|-----|-----|-----|-----|-----|-----|--|--|--|--|--|--|--|--|--|--|--|--|--|--|--|--|--|--|--|--|--|--|--|--|--|--|--|--|--|--|--|--|--|--|--|--|--|--|--|--|--|--|--|--|--|--|--|--|--|--|--|--|--|--|--|--|--|--|--|--|--|--|--|--|--|--|--|--|--|--|--|--|--|--|--|--|--|--|--|--|--|--|--|--|--|--|--|--|--|--|--|--|--|--|--|--|--|--|--|--|--|--|--|--|--|--|--|--|--|--|--|--|--|--|--|--|--|--|--|--|--|--|--|--|--|--|--|--|--|--|--|--|--|--|--|--|--|--|--|--|--|--|--|--|--|--|--|--|--|--|--|--|--|--|--|--|--|--|--|--|--|--|--|--|--|--|--|--|--|--|--|--|--|--|--|--|--|--|--|--|--|--|--|--|--|--|--|--|--|--|--|--|--|--|--|--|--|--|--|--|--|--|--|--|--|--|--|--|--|--|--|--|--|--|--|--|--|--|--|--|--|--|--|--|--|--|--|--|--|--|--|--|--|--|--|--|--|--|--|--|--|--|--|--|--|--|--|--|--|--|--|--|--|--|--|--|--|--|--|--|--|--|--|--|--|--|--|--|--|--|--|--|--|--|--|--|--|--|--|--|--|--|--|--|--|--|--|--|--|--|--|--|--|--|--|--|--|--|--|--|--|--|--|--|--|--|--|--|--|--|--|--|--|--|--|--|--|--|--|--|--|--|--|--|--|--|--|--|--|--|--|--|--|--|--|--|--|--|--|--|--|--|--|--|--|--|--|--|--|--|--|--|--|--|--|--|--|--|--|--|--|--|--|--|--|--|--|--|--|--|--|--|--|--|--|--|--|--|--|--|--|--|--|--|--|--|--|--|--|--|--|--|--|--|--|--|--|--|--|--|--|--|--|--|--|--|--|--|--|--|--|--|--|--|--|--|--|--|--|--|--|--|--|--|--|--|--|--|--|--|--|--|--|--|--|--|--|--|--|--|--|--|--|--|--|--|--|--|--|--|--|--|--|--|--|--|--|--|--|--|--|--|--|--|--|--|--|--|--|--|--|--|--|--|--|--|--|--|--|--|--|--|--|--|--|--|--|--|--|--|--|--|--|--|--|--|--|--|--|--|--|--|--|--|--|--|--|--|--|--|--|--|--|--|--|--|--|--|--|--|--|--|--|--|--|--|--|--|--|--|--|--|--|--|--|--|--|--|--|--|--|--|--|--|--|--|--|--|--|--|--|--|--|--|--|--|--|--|--|--|--|--|--|--|--|--|--|--|--|--|--|--|--|--|--|--|--|--|--|--|--|--|--|--|--|--|--|--|--|--|--|--|--|--|--|--|--|--|--|--|--|--|--|--|--|--|--|--|--|--|--|--|--|--|--|--|--|--|--|--|--|--|--|--|--|--|--|--|--|--|--|--|--|--|--|--|--|--|--|--|--|--|--|--|--|--|--|--|--|--|--|--|--|--|--|--|--|--|--|--|--|--|--|--|--|--|--|--|--|--|--|--|--|--|--|--|--|--|--|--|--|--|--|--|--|--|--|--|--|--|--|--|--|--|--|--|--|--|--|--|--|--|--|--|--|--|--|--|--|--|--|--|--|--|--|--|--|--|--|--|--|--|--|--|--|--|--|--|--|--|--|--|--|--|--|--|--|--|--|--|--|--|--|--|--|--|--|--|--|--|--|--|--|--|--|--|--|--|--|--|--|--|--|--|--|--|--|--|--|--|--|--|--|--|--|--|--|--|--|--|--|--|--|--|--|--|--|--|--|--|--|--|--|--|--|--|--|--|--|--|--|--|--|--|--|--|--|--|--|--|--|--|--|--|--|--|--|--|--|--|--|--|--|--|--|--|--|--|--|--|--|--|--|--|--|--|--|--|--|--|--|--|--|--|--|--|--|--|--|--|--|--|--|--|--|--|--|--|--|--|--|--|--|--|--|--|--|--|--|--|--|--|--|--|--|--|--|--|--|--|--|--|--|--|--|--|--|--|--|--|--|--|--|--|--|--|--|--|--|--|--|--|--|--|--|--|--|--|--|--|--|--|--|--|--|--|--|--|--|--|--|--|--|--|--|--|--|--|--|--|--|--|--|--|--|--|--|--|--|--|--|--|--|--|--|--|--|--|--|--|--|--|--|--|--|--|--|--|--|--|--|--|--|--|--|--|--|--|--|--|--|--|--|--|--|--|--|--|--|--|--|--|--|--|--|--|--|--|--|--|--|--|--|--|--|--|--|--|--|--|--|--|--|--|--|--|--|--|--|--|--|--|--|--|--|--|--|--|--|--|--|--|--|--|--|--|--|--|--|--|--|--|--|--|--|--|--|--|--|--|--|--|--|--|--|--|--|--|--|--|--|--|--|--|--|--|--|--|--|--|--|--|--|--|--|--|--|--|--|--|--|--|--|--|--|--|--|--|--|--|--|--|--|--|--|--|--|--|--|--|--|--|--|--|--|--|--|--|--|--|--|--|--|--|--|--|--|--|--|--|--|--|--|--|--|--|--|--|--|--|--|--|--|--|--|--|--|--|--|--|--|--|--|--|--|--|--|--|--|--|--|--|--|--|--|--|--|--|--|--|--|--|--|--|--|--|--|--|--|--|--|--|--|--|--|--|--|--|--|--|--|--|--|--|--|--|--|--|--|--|--|--|--|--|--|--|--|--|--|--|--|--|--|--|--|--|--|--|--|--|--|--|--|--|--|--|--|--|--|--|--|--|--|--|--|--|--|--|--|--|--|--|--|--|--|--|--|--|--|--|--|--|--|--|--|--|--|--|--|--|--|--|--|--|--|--|--|--|--|--|--|--|--|--|--|--|--|--|--|--|--|--|--|--|--|--|--|--|--|--|--|--|--|--|--|--|--|--|--|--|--|--|--|--|--|--|--|--|--|--|--|--|--|--|--|--|--|--|--|--|--|--|--|--|--|--|--|--|--|--|--|--|--|--|--|--|--|--|--|--|--|--|--|--|--|--|--|--|--|--|--|--|--|--|--|--|--|--|--|--|--|--|--|--|--|--|--|--|--|--|--|--|--|--|--|--|--|--|--|--|--|--|--|--|--|--|--|--|--|--|--|--|--|--|--|--|--|--|--|--|--|--|--|--|--|--|--|--|--|--|--|--|--|--|--|--|--|--|--|--|--|--|--|--|--|--|--|--|--|--|--|--|--|--|--|--|--|--|--|--|--|--|--|--|--|--|--|--|--|--|--|--|--|--|--|--|--|--|--|--|--|--|--|--|--|--|--|--|--|--|--|--|--|--|--|--|--|--|--|--|--|--|--|--|--|--|--|--|--|--|--|--|--|--|--|--|--|--|--|--|--|--|--|--|--|--|--|--|--|--|--|--|--|--|--|--|--|--|--|--|--|--|--|--|--|--|--|--|--|--|--|--|--|--|--|--|--|--|--|--|--|--|--|--|--|--|--|--|--|--|--|--|--|--|--|--|--|--|--|--|--|--|--|--|--|--|--|--|--|--|--|--|--|
| PRO | VAL | LEU | ARG | THR | ILE | THR | GLY | SER | ASN | PHE | THR | GLU | ALA | GLY | LEU | LEU | ASP | GLN | PRO | GLY | VAL | ARG | ASP | ALA | GLY | THR | GLN | VAL | PRO | GLY | THR | GLN | VAL | THR | ASP | LEU | GLY | THR | VAL | GLN | LEU | THR | PRO | ASP | VAL | LEU | ARG | GLY | THR | ALA | ASN | PRO | THR | GLU | GLY | ALA | THR | ALA | MET |  |  |  |  |  |  |  |  |  |  |  |  |  |  |  |  |  |  |  |  |  |  |  |  |  |  |  |  |  |  |  |  |  |  |  |  |  |  |  |  |  |  |  |  |  |  |  |  |  |  |  |  |  |  |  |  |  |  |  |  |  |  |  |  |  |  |  |  |  |  |  |  |  |  |  |  |  |  |  |  |  |  |  |  |  |  |  |  |  |  |  |  |  |  |  |  |  |  |  |  |  |  |  |  |  |  |  |  |  |  |  |  |  |  |  |  |  |  |  |  |  |  |  |  |  |  |  |  |  |  |  |  |  |  |  |  |  |  |  |  |  |  |  |  |  |  |  |  |  |  |  |  |  |  |  |  |  |  |  |  |  |  |  |  |  |  |  |  |  |  |  |  |  |  |  |  |  |  |  |  |  |  |  |  |  |  |  |  |  |  |  |  |  |  |  |  |  |  |  |  |  |  |  |  |  |  |  |  |  |  |  |  |  |  |  |  |  |  |  |  |  |  |  |  |  |  |  |  |  |  |  |  |  |  |  |  |  |  |  |  |  |  |  |  |  |  |  |  |  |  |  |  |  |  |  |  |  |  |  |  |  |  |  |  |  |  |  |  |  |  |  |  |  |  |  |  |  |  |  |  |  |  |  |  |  |  |  |  |  |  |  |  |  |  |  |  |  |  |  |  |  |  |  |  |  |  |  |  |  |  |  |  |  |  |  |  |  |  |  |  |  |  |  |  |  |  |  |  |  |  |  |  |  |  |  |  |  |  |  |  |  |  |  |  |  |  |  |  |  |  |  |  |  |  |  |  |  |  |  |  |  |  |  |  |  |  |  |  |  |  |  |  |  |  |  |  |  |  |  |  |  |  |  |  |  |  |  |  |  |  |  |  |  |  |  |  |  |  |  |  |  |  |  |  |  |  |  |  |  |  |  |  |  |  |  |  |  |  |  |  |  |  |  |  |  |  |  |  |  |  |  |  |  |  |  |  |  |  |  |  |  |  |  |  |  |  |  |  |  |  |  |  |  |  |  |  |  |  |  |  |  |  |  |  |  |  |  |  |  |  |  |  |  |  |  |  |  |  |  |  |  |  |  |  |  |  |  |  |  |  |  |  |  |  |  |  |  |  |  |  |  |  |  |  |  |  |  |  |  |  |  |  |  |  |  |  |  |  |  |  |  |  |  |  |  |  |  |  |  |  |  |  |  |  |  |  |  |  |  |  |  |  |  |  |  |  |  |  |  |  |  |  |  |  |  |  |  |  |  |  |  |  |  |  |  |  |  |  |  |  |  |  |  |  |  |  |  |  |  |  |  |  |  |  |  |  |  |  |  |  |  |  |  |  |  |  |  |  |  |  |  |  |  |  |  |  |  |  |  |  |  |  |  |  |  |  |  |  |  |  |  |  |  |  |  |  |  |  |  |  |  |  |  |  |  |  |  |  |  |  |  |  |  |  |  |  |  |  |  |  |  |  |  |  |  |  |  |  |  |  |  |  |  |  |  |  |  |  |  |  |  |  |  |  |  |  |  |  |  |  |  |  |  |  |  |  |  |  |  |  |  |  |  |  |  |  |  |  |  |  |  |  |  |  |  |  |  |  |  |  |  |  |  |  |  |  |  |  |  |  |  |  |  |  |  |  |  |  |  |  |  |  |  |  |  |  |  |  |  |  |  |  |  |  |  |  |  |  |  |  |  |  |  |  |  |  |  |  |  |  |  |  |  |  |  |  |  |  |  |  |  |  |  |  |  |  |  |  |  |  |  |  |  |  |  |  |  |  |  |  |  |  |  |  |  |  |  |  |  |  |  |  |  |  |  |  |  |  |  |  |  |  |  |  |  |  |  |  |  |  |  |  |  |  |  |  |  |  |  |  |  |  |  |  |  |  |  |  |  |  |  |  |  |  |  |  |  |  |  |  |  |  |  |  |  |  |  |  |  |  |  |  |  |  |  |  |  |  |  |  |  |  |  |  |  |  |  |  |  |  |  |  |  |  |  |  |  |  |  |  |  |  |  |  |  |  |  |  |  |  |  |  |  |  |  |  |  |  |  |  |  |  |  |  |  |  |  |  |  |  |  |  |  |  |  |  |  |  |  |  |  |  |  |  |  |  |  |  |  |  |  |  |  |  |  |  |  |  |  |  |  |  |  |  |  |  |  |  |  |  |  |  |  |  |  |  |  |  |  |  |  |  |  |  |  |  |  |  |  |  |  |  |  |  |  |  |  |  |  |  |  |  |  |  |  |  |  |  |  |  |  |  |  |  |  |  |  |  |  |  |  |  |  |  |  |  |  |  |  |  |  |  |  |  |  |  |  |  |  |  |  |  |  |  |  |  |  |  |  |  |  |  |  |  |  |  |  |  |  |  |  |  |  |  |  |  |  |  |  |  |  |  |  |  |  |  |  |  |  |  |  |  |  |  |  |  |  |  |  |  |  |  |  |  |  |  |  |  |  |  |  |  |  |  |  |  |  |  |  |  |  |  |  |  |  |  |  |  |  |  |  |  |  |  |  |  |  |  |  |  |  |  |  |  |  |  |  |  |  |  |  |  |  |  |  |  |  |  |  |  |  |  |  |  |  |  |  |  |  |  |  |  |  |  |  |  |  |  |  |  |  |  |  |  |  |  |  |  |  |  |  |  |  |  |  |  |  |  |  |  |  |  |  |  |  |  |  |  |  |  |  |  |  |  |  |  |  |  |  |  |  |  |  |  |  |  |  |  |  |  |  |  |  |  |  |  |  |  |  |  |  |  |  |  |  |  |  |  |  |  |  |  |  |  |  |  |  |  |  |  |  |  |  |  |  |  |  |  |  |  |  |  |  |  |  |  |  |  |  |  |  |  |  |  |  |  |  |  |  |  |  |  |  |  |  |  |  |  |  |  |  |  |  |  |  |  |  |  |  |  |  |  |  |  |  |  |  |  |  |  |  |  |  |  |  |  |  |  |  |  |  |  |  |  |  |  |  |  |  |  |  |  |  |  |  |  |  |  |  |  |  |  |  |  |  |  |  |  |  |  |  |  |  |  |  |  |  |  |  |  |  |  |  |  |  |  |  |  |  |  |  |  |  |  |  |  |  |  |  |  |  |  |  |  |  |  |  |  |  |  |  |  |  |  |  |  |  |  |  |  |  |  |  |  |  |  |  |  |  |  |  |  |  |  |  |  |  |  |  |  |  |  |  |  |  |  |  |  |  |  |  |  |  |  |  |  |  |  |  |  |  |  |  |  |  |  |  |  |  |  |  |  |  |  |  |  |  |  |  |  |  |  |  |  |  |  |  |  |  |  |  |  |  |  |  |  |  |  |  |  |  |  |  |  |  |  |  |  |  |  |  |  |  |  |  |  |  |  |  |  |  |  |  |  |  |  |  |  |  |  |  |  |  |  |  |  |  |  |  |  |  |  |  |  |  |  |  |  |  |  |  |  |  |  |  |  |  |  |  |  |  |  |  |  |  |  |  |  |  |  |  |  |  |  |  |  |  |  |  |  |  |  |  |
|     |     |     |     |     |     |     |     |     |     |     |     |     |     |     |     |     |     |     |     |     |     |     |     |     |     |     |     |     |     |     |     |     |     |     |     |     |     |     |     |     |     |     |     |     |     |     |     |     |     |     |     |     |     |     |     |     |     |     |     |  |  |  |  |  |  |  |  |  |  |  |  |  |  |  |  |  |  |  |  |  |  |  |  |  |  |  |  |  |  |  |  |  |  |  |  |  |  |  |  |  |  |  |  |  |  |  |  |  |  |  |  |  |  |  |  |  |  |  |  |  |  |  |  |  |  |  |  |  |  |  |  |  |  |  |  |  |  |  |  |  |  |  |  |  |  |  |  |  |  |  |  |  |  |  |  |  |  |  |  |  |  |  |  |  |  |  |  |  |  |  |  |  |  |  |  |  |  |  |  |  |  |  |  |  |  |  |  |  |  |  |  |  |  |  |  |  |  |  |  |  |  |  |  |  |  |  |  |  |  |  |  |  |  |  |  |  |  |  |  |  |  |  |  |  |  |  |  |  |  |  |  |  |  |  |  |  |  |  |  |  |  |  |  |  |  |  |  |  |  |  |  |  |  |  |  |  |  |  |  |  |  |  |  |  |  |  |  |  |  |  |  |  |  |  |  |  |  |  |  |  |  |  |  |  |  |  |  |  |  |  |  |  |  |  |  |  |  |  |  |  |  |  |  |  |  |  |  |  |  |  |  |  |  |  |  |  |  |  |  |  |  |  |  |  |  |  |  |  |  |  |  |  |  |  |  |  |  |  |  |  |  |  |  |  |  |  |  |  |  |  |  |  |  |  |  |  |  |  |  |  |  |  |  |  |  |  |  |  |  |  |  |  |  |  |  |  |  |  |  |  |  |  |  |  |  |  |  |  |  |  |  |  |  |  |  |  |  |  |  |  |  |  |  |  |  |  |  |  |  |  |  |  |  |  |  |  |  |  |  |  |  |  |  |  |  |  |  |  |  |  |  |  |  |  |  |  |  |  |  |  |  |  |  |  |  |  |  |  |  |  |  |  |  |  |  |  |  |  |  |  |  |  |  |  |  |  |  |  |  |  |  |  |  |  |  |  |  |  |  |  |  |  |  |  |  |  |  |  |  |  |  |  |  |  |  |  |  |  |  |  |  |  |  |  |  |  |  |  |  |  |  |  |  |  |  |  |  |  |  |  |  |  |  |  |  |  |  |  |  |  |  |  |  |  |  |  |  |  |  |  |  |  |  |  |  |  |  |  |  |  |  |  |  |  |  |  |  |  |  |  |  |  |  |  |  |  |  |  |  |  |  |  |  |  |  |  |  |  |  |  |  |  |  |  |  |  |  |  |  |  |  |  |  |  |  |  |  |  |  |  |  |  |  |  |  |  |  |  |  |  |  |  |  |  |  |  |  |  |  |  |  |  |  |  |  |  |  |  |  |  |  |  |  |  |  |  |  |  |  |  |  |  |  |  |  |  |  |  |  |  |  |  |  |  |  |  |  |  |  |  |  |  |  |  |  |  |  |  |  |  |  |  |  |  |  |  |  |  |  |  |  |  |  |  |  |  |  |  |  |  |  |  |  |  |  |  |  |  |  |  |  |  |  |  |  |  |  |  |  |  |  |  |  |  |  |  |  |  |  |  |  |  |  |  |  |  |  |  |  |  |  |  |  |  |  |  |  |  |  |  |  |  |  |  |  |  |  |  |  |  |  |  |  |  |  |  |  |  |  |  |  |  |  |  |  |  |  |  |  |  |  |  |  |  |  |  |  |  |  |  |  |  |  |  |  |  |  |  |  |  |  |  |  |  |  |  |  |  |  |  |  |  |  |  |  |  |  |  |  |  |  |  |  |  |  |  |  |  |  |  |  |  |  |  |  |  |  |  |  |  |  |  |  |  |  |  |  |  |  |  |  |  |  |  |  |  |  |  |  |  |  |  |  |  |  |  |  |  |  |  |  |  |  |  |  |  |  |  |  |  |  |  |  |  |  |  |  |  |  |  |  |  |  |  |  |  |  |  |  |  |  |  |  |  |  |  |  |  |  |  |  |  |  |  |  |  |  |  |  |  |  |  |  |  |  |  |  |  |  |  |  |  |  |  |  |  |  |  |  |  |  |  |  |  |  |  |  |  |  |  |  |  |  |  |  |  |  |  |  |  |  |  |  |  |  |  |  |  |  |  |  |  |  |  |  |  |  |  |  |  |  |  |  |  |  |  |  |  |  |  |  |  |  |  |  |  |  |  |  |  |  |  |  |  |  |  |  |  |  |  |  |  |  |  |  |  |  |  |  |  |  |  |  |  |  |  |  |  |  |  |  |  |  |  |  |  |  |  |  |  |  |  |  |  |  |  |  |  |  |  |  |  |  |  |  |  |  |  |  |  |  |  |  |  |  |  |  |  |  |  |  |  |  |  |  |  |  |  |  |  |  |  |  |  |  |  |  |  |  |  |  |  |  |  |  |  |  |  |  |  |  |  |  |  |  |  |  |  |  |  |  |  |  |  |  |  |  |  |  |  |  |  |  |  |  |  |  |  |  |  |  |  |  |  |  |  |  |  |  |  |  |  |  |  |  |  |  |  |  |  |  |  |  |  |  |  |  |  |  |  |  |  |  |  |  |  |  |  |  |  |  |  |  |  |  |  |  |  |  |  |  |  |  |  |  |  |  |  |  |  |  |  |  |  |  |  |  |  |  |  |  |  |  |  |  |  |  |  |  |  |  |  |  |  |  |  |  |  |  |  |  |  |  |  |  |  |  |  |  |  |  |  |  |  |  |  |  |  |  |  |  |  |  |  |  |  |  |  |  |  |  |  |  |  |  |  |  |  |  |  |  |  |  |  |  |  |  |  |  |  |  |  |  |  |  |  |  |  |  |  |  |  |  |  |  |  |  |  |  |  |  |  |  |  |  |  |  |  |  |  |  |  |  |  |  |  |  |  |  |  |  |  |  |  |  |  |  |  |  |  |  |  |  |  |  |  |  |  |  |  |  |  |  |  |  |  |  |  |  |  |  |  |  |  |  |  |  |  |  |  |  |  |  |  |  |  |  |  |  |  |  |  |  |  |  |  |  |  |  |  |  |  |  |  |  |  |  |  |  |  |  |  |  |  |  |  |  |  |  |  |  |  |  |  |  |  |  |  |  |  |  |  |  |  |  |  |  |  |  |  |  |  |  |  |  |  |  |  |  |  |  |  |  |  |  |  |  |  |  |  |  |  |  |  |  |  |  |  |  |  |  |  |  |  |  |  |  |  |  |  |  |  |  |  |  |  |  |  |  |  |  |  |  |  |  |  |  |  |  |  |  |  |  |  |  |  |  |  |  |  |  |  |  |  |  |  |  |  |  |  |  |  |  |  |  |  |  |  |  |  |  |  |  |  |  |  |  |  |  |  |  |  |  |  |  |  |  |  |  |  |  |  |  |  |  |  |  |  |  |  |  |  |  |  |  |  |  |  |  |  |  |  |  |  |  |  |  |  |  |  |  |  |  |  |  |  |  |  |  |  |  |  |  |  |  |  |  |  |  |  |  |  |  |  |  |  |  |  |  |  |  |  |  |  |  |  |  |  |  |  |  |  |  |  |  |  |  |  |  |  |  |  |  |  |  |  |  |  |  |  |  |  |  |  |  |  |  |  |  |  |  |  |

• Molecule 1: Major vault protein

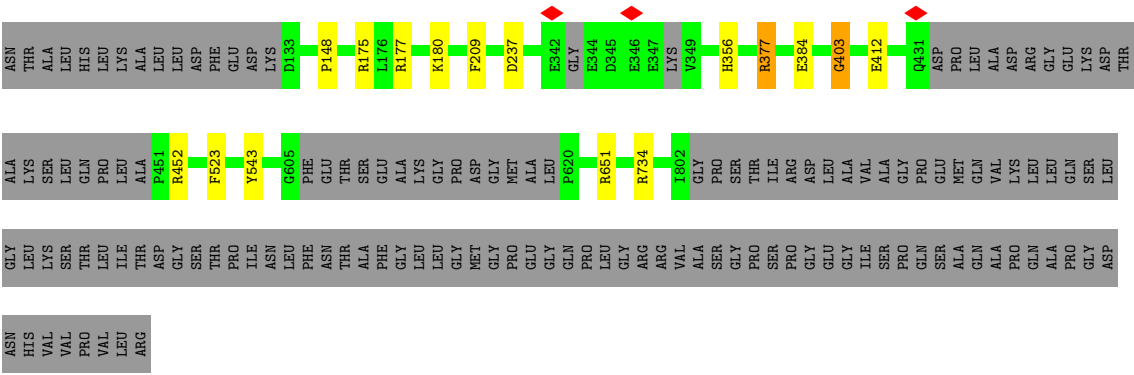


|     |     |     |     |     |     |     |     |     |     |     |     |     |     |     |     |     |     |     |     |     |     |     |     |     |     |     |     |     |     |     |     |     |     |     |     |     |     |     |     |     |     |     |     |     |     |     |     |     |     |     |     |     |     |     |     |     |     |     |     |     |     |     |     |     |     |     |     |     |     |     |     |     |     |     |     |     |     |     |     |     |     |     |     |     |     |     |     |     |     |     |     |     |     |     |     |     |     |     |     |     |     |     |     |     |     |     |     |     |     |     |     |     |     |     |     |     |     |     |     |     |     |     |     |     |     |     |     |     |     |     |     |     |     |     |     |     |     |     |     |     |     |     |     |     |     |     |     |     |     |     |     |     |     |     |     |     |     |     |     |     |     |     |     |     |     |     |     |     |     |     |     |     |     |     |     |     |     |     |     |     |     |     |     |     |     |     |     |     |     |     |     |     |     |     |     |     |     |     |     |     |     |     |     |     |     |     |     |     |     |     |     |     |     |     |     |     |     |     |     |     |     |     |     |     |     |     |     |     |     |     |     |     |     |     |     |     |     |     |     |     |     |     |     |     |     |     |     |     |     |     |     |     |     |     |     |     |     |     |     |     |     |     |     |     |     |     |     |     |     |     |     |     |     |     |     |     |     |     |     |     |     |     |     |     |     |     |     |     |     |     |     |     |     |     |     |     |     |     |     |     |     |     |     |     |     |     |     |     |     |     |     |     |     |     |     |     |     |     |     |     |     |     |     |     |     |     |     |     |     |     |     |     |     |     |     |     |     |     |     |     |     |     |     |     |     |     |     |     |     |     |     |     |     |     |     |     |     |     |     |     |     |     |     |     |     |     |     |     |     |     |     |     |     |     |     |     |     |     |     |     |     |     |     |     |     |     |     |     |     |     |     |     |     |     |     |     |     |     |     |     |     |     |     |     |     |     |     |     |     |     |     |     |     |     |     |     |     |     |     |     |     |     |     |     |     |     |     |     |     |     |     |     |     |     |     |     |     |     |     |     |     |     |     |     |     |     |     |     |     |     |     |     |     |     |     |     |     |     |     |     |     |     |     |     |     |     |     |     |     |     |     |     |     |     |     |     |     |     |     |     |     |     |     |     |     |     |     |     |     |     |     |     |     |     |     |     |     |     |     |     |     |     |     |     |     |     |     |     |     |     |     |     |     |     |     |     |     |     |     |     |     |     |     |     |     |     |     |     |     |     |     |     |     |     |     |     |     |     |     |     |     |     |     |     |     |     |     |     |     |     |     |     |     |     |     |     |     |     |     |     |     |     |     |     |     |     |     |     |     |     |     |     |     |     |     |     |     |     |     |     |     |     |     |     |     |     |     |     |     |     |     |     |     |     |     |     |     |     |     |     |     |     |     |     |     |     |     |     |     |     |     |     |     |     |     |     |     |     |     |     |     |     |     |     |     |     |     |     |     |     |     |     |     |     |     |     |     |     |     |     |     |     |     |     |     |     |     |     |     |     |     |     |     |     |     |     |     |     |     |     |     |     |     |     |     |     |     |     |     |     |     |     |     |     |     |     |     |     |     |     |     |     |     |     |     |     |     |     |     |     |     |     |     |     |     |     |     |     |     |     |     |     |     |     |     |     |     |     |     |     |     |     |     |     |     |     |     |     |     |     |     |     |     |     |     |     |     |     |     |     |     |     |     |     |     |     |     |     |     |     |     |     |     |     |     |     |     |     |     |     |     |     |     |     |     |     |     |     |     |     |     |     |     |     |     |     |     |     |     |     |     |     |     |     |     |     |     |     |     |     |     |     |     |     |     |     |     |     |     |     |     |     |     |     |     |     |     |     |     |     |     |     |     |     |     |     |     |     |     |     |     |     |     |     |     |     |     |     |     |     |     |     |     |     |     |     |     |     |     |     |     |     |     |     |     |     |     |     |     |     |     |     |     |     |     |     |     |     |     |     |     |     |     |     |     |     |     |     |     |     |     |     |     |     |     |     |     |     |     |     |     |     |     |     |     |     |     |     |     |     |     |     |     |     |     |     |     |     |     |     |     |     |     |     |     |     |     |     |     |     |     |     |     |     |     |     |     |     |     |     |     |     |     |     |     |     |     |     |     |     |     |     |     |     |     |     |     |     |     |     |     |     |     |     |     |     |     |     |     |     |     |     |     |     |     |     |     |     |     |     |     |     |     |     |     |     |     |     |     |     |     |     |     |     |     |     |     |     |     |     |     |     |     |     |     |     |     |     |     |     |     |     |     |     |     |     |     |     |     |     |     |     |     |     |     |     |     |     |     |     |     |     |     |     |     |     |     |     |     |     |     |     |     |     |     |     |     |     |     |     |     |     |     |     |     |     |     |     |     |     |     |     |     |     |     |     |     |     |     |     |     |     |     |     |     |     |     |     |     |     |     |     |     |     |     |     |     |     |     |     |     |     |     |     |     |     |     |     |     |     |     |     |     |     |     |     |     |     |     |     |     |     |     |     |     |     |     |     |     |     |     |     |     |     |     |     |     |     |     |     |     |     |     |     |     |     |     |     |     |     |     |     |     |     |     |     |     |     |     |     |     |     |     |     |     |     |     |     |     |     |     |     |     |     |     |     |     |     |     |     |     |     |     |     |     |     |     |     |     |     |     |     |     |     |     |     |     |     |     |     |     |     |     |     |     |     |     |     |     |     |     |     |     |     |     |     |     |     |     |     |     |     |     |     |     |     |     |     |     |     |     |     |     |     |     |     |     |     |     |     |     |     |     |     |     |     |     |     |     |     |     |     |     |     |     |     |     |     |     |     |     |     |     |     |     |     |     |     |     |     |     |     |     |     |     |     |     |     |     |     |     |     |     |     |     |     |     |     |    |
|-----|-----|-----|-----|-----|-----|-----|-----|-----|-----|-----|-----|-----|-----|-----|-----|-----|-----|-----|-----|-----|-----|-----|-----|-----|-----|-----|-----|-----|-----|-----|-----|-----|-----|-----|-----|-----|-----|-----|-----|-----|-----|-----|-----|-----|-----|-----|-----|-----|-----|-----|-----|-----|-----|-----|-----|-----|-----|-----|-----|-----|-----|-----|-----|-----|-----|-----|-----|-----|-----|-----|-----|-----|-----|-----|-----|-----|-----|-----|-----|-----|-----|-----|-----|-----|-----|-----|-----|-----|-----|-----|-----|-----|-----|-----|-----|-----|-----|-----|-----|-----|-----|-----|-----|-----|-----|-----|-----|-----|-----|-----|-----|-----|-----|-----|-----|-----|-----|-----|-----|-----|-----|-----|-----|-----|-----|-----|-----|-----|-----|-----|-----|-----|-----|-----|-----|-----|-----|-----|-----|-----|-----|-----|-----|-----|-----|-----|-----|-----|-----|-----|-----|-----|-----|-----|-----|-----|-----|-----|-----|-----|-----|-----|-----|-----|-----|-----|-----|-----|-----|-----|-----|-----|-----|-----|-----|-----|-----|-----|-----|-----|-----|-----|-----|-----|-----|-----|-----|-----|-----|-----|-----|-----|-----|-----|-----|-----|-----|-----|-----|-----|-----|-----|-----|-----|-----|-----|-----|-----|-----|-----|-----|-----|-----|-----|-----|-----|-----|-----|-----|-----|-----|-----|-----|-----|-----|-----|-----|-----|-----|-----|-----|-----|-----|-----|-----|-----|-----|-----|-----|-----|-----|-----|-----|-----|-----|-----|-----|-----|-----|-----|-----|-----|-----|-----|-----|-----|-----|-----|-----|-----|-----|-----|-----|-----|-----|-----|-----|-----|-----|-----|-----|-----|-----|-----|-----|-----|-----|-----|-----|-----|-----|-----|-----|-----|-----|-----|-----|-----|-----|-----|-----|-----|-----|-----|-----|-----|-----|-----|-----|-----|-----|-----|-----|-----|-----|-----|-----|-----|-----|-----|-----|-----|-----|-----|-----|-----|-----|-----|-----|-----|-----|-----|-----|-----|-----|-----|-----|-----|-----|-----|-----|-----|-----|-----|-----|-----|-----|-----|-----|-----|-----|-----|-----|-----|-----|-----|-----|-----|-----|-----|-----|-----|-----|-----|-----|-----|-----|-----|-----|-----|-----|-----|-----|-----|-----|-----|-----|-----|-----|-----|-----|-----|-----|-----|-----|-----|-----|-----|-----|-----|-----|-----|-----|-----|-----|-----|-----|-----|-----|-----|-----|-----|-----|-----|-----|-----|-----|-----|-----|-----|-----|-----|-----|-----|-----|-----|-----|-----|-----|-----|-----|-----|-----|-----|-----|-----|-----|-----|-----|-----|-----|-----|-----|-----|-----|-----|-----|-----|-----|-----|-----|-----|-----|-----|-----|-----|-----|-----|-----|-----|-----|-----|-----|-----|-----|-----|-----|-----|-----|-----|-----|-----|-----|-----|-----|-----|-----|-----|-----|-----|-----|-----|-----|-----|-----|-----|-----|-----|-----|-----|-----|-----|-----|-----|-----|-----|-----|-----|-----|-----|-----|-----|-----|-----|-----|-----|-----|-----|-----|-----|-----|-----|-----|-----|-----|-----|-----|-----|-----|-----|-----|-----|-----|-----|-----|-----|-----|-----|-----|-----|-----|-----|-----|-----|-----|-----|-----|-----|-----|-----|-----|-----|-----|-----|-----|-----|-----|-----|-----|-----|-----|-----|-----|-----|-----|-----|-----|-----|-----|-----|-----|-----|-----|-----|-----|-----|-----|-----|-----|-----|-----|-----|-----|-----|-----|-----|-----|-----|-----|-----|-----|-----|-----|-----|-----|-----|-----|-----|-----|-----|-----|-----|-----|-----|-----|-----|-----|-----|-----|-----|-----|-----|-----|-----|-----|-----|-----|-----|-----|-----|-----|-----|-----|-----|-----|-----|-----|-----|-----|-----|-----|-----|-----|-----|-----|-----|-----|-----|-----|-----|-----|-----|-----|-----|-----|-----|-----|-----|-----|-----|-----|-----|-----|-----|-----|-----|-----|-----|-----|-----|-----|-----|-----|-----|-----|-----|-----|-----|-----|-----|-----|-----|-----|-----|-----|-----|-----|-----|-----|-----|-----|-----|-----|-----|-----|-----|-----|-----|-----|-----|-----|-----|-----|-----|-----|-----|-----|-----|-----|-----|-----|-----|-----|-----|-----|-----|-----|-----|-----|-----|-----|-----|-----|-----|-----|-----|-----|-----|-----|-----|-----|-----|-----|-----|-----|-----|-----|-----|-----|-----|-----|-----|-----|-----|-----|-----|-----|-----|-----|-----|-----|-----|-----|-----|-----|-----|-----|-----|-----|-----|-----|-----|-----|-----|-----|-----|-----|-----|-----|-----|-----|-----|-----|-----|-----|-----|-----|-----|-----|-----|-----|-----|-----|-----|-----|-----|-----|-----|-----|-----|-----|-----|-----|-----|-----|-----|-----|-----|-----|-----|-----|-----|-----|-----|-----|-----|-----|-----|-----|-----|-----|-----|-----|-----|-----|-----|-----|-----|-----|-----|-----|-----|-----|-----|-----|-----|-----|-----|-----|-----|-----|-----|-----|-----|-----|-----|-----|-----|-----|-----|-----|-----|-----|-----|-----|-----|-----|-----|-----|-----|-----|-----|-----|-----|-----|-----|-----|-----|-----|-----|-----|-----|-----|-----|-----|-----|-----|-----|-----|-----|-----|-----|-----|-----|-----|-----|-----|-----|-----|-----|-----|-----|-----|-----|-----|-----|-----|-----|-----|-----|-----|-----|-----|-----|-----|-----|-----|-----|-----|-----|-----|-----|-----|-----|-----|-----|-----|-----|-----|-----|-----|-----|-----|-----|-----|-----|-----|-----|-----|-----|-----|-----|-----|-----|-----|-----|-----|-----|-----|-----|-----|-----|-----|-----|-----|-----|-----|-----|-----|-----|-----|-----|-----|-----|-----|-----|-----|-----|-----|-----|-----|-----|-----|-----|-----|-----|-----|-----|-----|-----|-----|-----|-----|-----|-----|-----|-----|-----|-----|-----|-----|-----|-----|-----|-----|-----|-----|-----|-----|-----|-----|-----|-----|-----|-----|-----|-----|-----|-----|-----|-----|-----|-----|-----|-----|-----|-----|-----|-----|-----|-----|-----|-----|-----|-----|-----|-----|-----|-----|-----|-----|-----|-----|-----|-----|-----|-----|-----|-----|-----|-----|-----|-----|-----|-----|-----|-----|-----|-----|-----|-----|-----|-----|-----|-----|-----|-----|-----|-----|-----|-----|-----|-----|-----|-----|-----|-----|-----|-----|-----|-----|-----|-----|-----|-----|-----|-----|-----|-----|-----|-----|-----|-----|-----|-----|-----|-----|-----|-----|-----|-----|-----|-----|-----|-----|-----|-----|-----|-----|-----|-----|-----|-----|-----|-----|-----|-----|-----|-----|-----|-----|-----|-----|-----|-----|-----|-----|-----|-----|-----|-----|-----|-----|-----|-----|-----|-----|-----|-----|-----|-----|-----|-----|-----|-----|-----|-----|-----|-----|-----|-----|-----|-----|-----|-----|-----|-----|-----|-----|-----|-----|-----|-----|-----|-----|-----|-----|-----|-----|-----|-----|-----|-----|-----|-----|-----|-----|-----|-----|-----|-----|-----|-----|-----|-----|-----|-----|-----|-----|-----|-----|-----|-----|-----|-----|-----|-----|-----|-----|-----|-----|-----|-----|-----|-----|-----|-----|-----|-----|-----|-----|-----|-----|-----|-----|-----|-----|-----|-----|-----|-----|-----|-----|-----|-----|-----|-----|-----|-----|-----|-----|-----|-----|-----|-----|-----|-----|-----|-----|-----|-----|-----|-----|-----|-----|-----|-----|-----|-----|-----|-----|-----|-----|-----|-----|-----|-----|-----|-----|-----|-----|-----|-----|-----|-----|-----|-----|-----|-----|-----|-----|-----|-----|-----|-----|-----|-----|-----|-----|-----|-----|-----|-----|-----|-----|-----|-----|-----|-----|-----|-----|-----|-----|-----|-----|-----|-----|-----|-----|-----|-----|-----|-----|-----|-----|-----|-----|-----|-----|-----|-----|-----|-----|-----|-----|-----|-----|-----|----|
| SER | THR | PRO | ILE | LEU | PHE | ASN | GLU | LEU | LEU | GLY | LEU | GLY | GLY | GLY | GLY | GLY | GLY | GLY | GLY | GLY | GLY | GLY | GLY | GLY | GLY | GLY | GLY | GLY | GLY | GLY | GLY | GLY | GLY | GLY | GLY | GLY | GLY | GLY | GLY | GLY | GLY | GLY | GLY | GLY | GLY | GLY | GLY | GLY | GLY | GLY | GLY | GLY | GLY | GLY | GLY | GLY | GLY | GLY | GLY | GLY | GLY | GLY | GLY | GLY | GLY | GLY | GLY | GLY | GLY | GLY | GLY | GLY | GLY | GLY | GLY | GLY | GLY | GLY | GLY | GLY | GLY | GLY | GLY | GLY | GLY | GLY | GLY | GLY | GLY | GLY | GLY | GLY | GLY | GLY | GLY | GLY | GLY | GLY | GLY | GLY | GLY | GLY | GLY | GLY | GLY | GLY | GLY | GLY | GLY | GLY | GLY | GLY | GLY | GLY | GLY | GLY | GLY | GLY | GLY | GLY | GLY | GLY | GLY | GLY | GLY | GLY | GLY | GLY | GLY | GLY | GLY | GLY | GLY | GLY | GLY | GLY | GLY | GLY | GLY | GLY | GLY | GLY | GLY | GLY | GLY | GLY | GLY | GLY | GLY | GLY | GLY | GLY | GLY | GLY | GLY | GLY | GLY | GLY | GLY | GLY | GLY | GLY | GLY | GLY | GLY | GLY | GLY | GLY | GLY | GLY | GLY | GLY | GLY | GLY | GLY | GLY | GLY | GLY | GLY | GLY | GLY | GLY | GLY | GLY | GLY | GLY | GLY | GLY | GLY | GLY | GLY | GLY | GLY | GLY | GLY | GLY | GLY | GLY | GLY | GLY | GLY | GLY | GLY | GLY | GLY | GLY | GLY | GLY | GLY | GLY | GLY | GLY | GLY | GLY | GLY | GLY | GLY | GLY | GLY | GLY | GLY | GLY | GLY | GLY | GLY | GLY | GLY | GLY | GLY | GLY | GLY | GLY | GLY | GLY | GLY | GLY | GLY | GLY | GLY | GLY | GLY | GLY | GLY | GLY | GLY | GLY | GLY | GLY | GLY | GLY | GLY | GLY | GLY | GLY | GLY | GLY | GLY | GLY | GLY | GLY | GLY | GLY | GLY | GLY | GLY | GLY | GLY | GLY | GLY | GLY | GLY | GLY | GLY | GLY | GLY | GLY | GLY | GLY | GLY | GLY | GLY | GLY | GLY | GLY | GLY | GLY | GLY | GLY | GLY | GLY | GLY | GLY | GLY | GLY | GLY | GLY | GLY | GLY | GLY | GLY | GLY | GLY | GLY | GLY | GLY | GLY | GLY | GLY | GLY | GLY | GLY | GLY | GLY | GLY | GLY | GLY | GLY | GLY | GLY | GLY | GLY | GLY | GLY | GLY | GLY | GLY | GLY | GLY | GLY | GLY | GLY | GLY | GLY | GLY | GLY | GLY | GLY | GLY | GLY | GLY | GLY | GLY | GLY | GLY | GLY | GLY | GLY | GLY | GLY | GLY | GLY | GLY | GLY | GLY | GLY | GLY | GLY | GLY | GLY | GLY | GLY | GLY | GLY | GLY | GLY | GLY | GLY | GLY | GLY | GLY | GLY | GLY | GLY | GLY | GLY | GLY | GLY | GLY | GLY | GLY | GLY | GLY | GLY | GLY | GLY | GLY | GLY | GLY | GLY | GLY | GLY | GLY | GLY | GLY | GLY | GLY | GLY | GLY | GLY | GLY | GLY | GLY | GLY | GLY | GLY | GLY | GLY | GLY | GLY | GLY | GLY | GLY | GLY | GLY | GLY | GLY | GLY | GLY | GLY | GLY | GLY | GLY | GLY | GLY | GLY | GLY | GLY | GLY | GLY | GLY | GLY | GLY | GLY | GLY | GLY | GLY | GLY | GLY | GLY | GLY | GLY | GLY | GLY | GLY | GLY | GLY | GLY | GLY | GLY | GLY | GLY | GLY | GLY | GLY | GLY | GLY | GLY | GLY | GLY | GLY | GLY | GLY | GLY | GLY | GLY | GLY | GLY | GLY | GLY | GLY | GLY | GLY | GLY | GLY | GLY | GLY | GLY | GLY | GLY | GLY | GLY | GLY | GLY | GLY | GLY | GLY | GLY | GLY | GLY | GLY | GLY | GLY | GLY | GLY | GLY | GLY | GLY | GLY | GLY | GLY | GLY | GLY | GLY | GLY | GLY | GLY | GLY | GLY | GLY | GLY | GLY | GLY | GLY | GLY | GLY | GLY | GLY | GLY | GLY | GLY | GLY | GLY | GLY | GLY | GLY | GLY | GLY | GLY | GLY | GLY | GLY | GLY | GLY | GLY | GLY | GLY | GLY | GLY | GLY | GLY | GLY | GLY | GLY | GLY | GLY | GLY | GLY | GLY | GLY | GLY | GLY | GLY | GLY | GLY | GLY | GLY | GLY | GLY | GLY | GLY | GLY | GLY | GLY | GLY | GLY | GLY | GLY | GLY | GLY | GLY | GLY | GLY | GLY | GLY | GLY | GLY | GLY | GLY | GLY | GLY | GLY | GLY | GLY | GLY | GLY | GLY | GLY | GLY | GLY | GLY | GLY | GLY | GLY | GLY | GLY | GLY | GLY | GLY | GLY | GLY | GLY | GLY | GLY | GLY | GLY | GLY | GLY | GLY | GLY | GLY | GLY | GLY | GLY | GLY | GLY | GLY | GLY | GLY | GLY | GLY | GLY | GLY | GLY | GLY | GLY | GLY | GLY | GLY | GLY | GLY | GLY | GLY | GLY | GLY | GLY | GLY | GLY | GLY | GLY | GLY | GLY | GLY | GLY | GLY | GLY | GLY | GLY | GLY | GLY | GLY | GLY | GLY | GLY | GLY | GLY | GLY | GLY | GLY | GLY | GLY | GLY | GLY | GLY | GLY | GLY | GLY | GLY | GLY | GLY | GLY | GLY | GLY | GLY | GLY | GLY | GLY | GLY | GLY | GLY | GLY | GLY | GLY | GLY | GLY | GLY | GLY | GLY | GLY | GLY | GLY | GLY | GLY | GLY | GLY | GLY | GLY | GLY | GLY | GLY | GLY | GLY | GLY | GLY | GLY | GLY | GLY | GLY | GLY | GLY | GLY | GLY | GLY | GLY | GLY | GLY | GLY | GLY | GLY | GLY | GLY | GLY | GLY | GLY | GLY | GLY | GLY | GLY | GLY | GLY | GLY | GLY | GLY | GLY | GLY | GLY | GLY | GLY | GLY | GLY | GLY | GLY | GLY | GLY | GLY | GLY | GLY | GLY | GLY | GLY | GLY | GLY | GLY | GLY | GLY | GLY | GLY | GLY | GLY | GLY | GLY | GLY | GLY | GLY | GLY | GLY | GLY | GLY | GLY | GLY | GLY | GLY | GLY | GLY | GLY | GLY | GLY | GLY | GLY | GLY | GLY | GLY | GLY | GLY | GLY | GLY | GLY | GLY | GLY | GLY | GLY | GLY | GLY | GLY | GLY | GLY | GLY | GLY | GLY | GLY | GLY | GLY | GLY | GLY | GLY | GLY | GLY | GLY | GLY | GLY | GLY | GLY | GLY | GLY | GLY | GLY | GLY | GLY | GLY | GLY | GLY | GLY | GLY | GLY | GLY | GLY | GLY | GLY | GLY | GLY | GLY | GLY | GLY | GLY | GLY | GLY | GLY | GLY | GLY | GLY | GLY | GLY | GLY | GLY | GLY | GLY | GLY | GLY | GLY | GLY | GLY | GLY | GLY | GLY | GLY | GLY | GLY | GLY | GLY | GLY | GLY | GLY | GLY | GLY | GLY | GLY | GLY | GLY | GLY | GLY | GLY | GLY | GLY | GLY | GLY | GLY | GLY | GLY | GLY | GLY | GLY | GLY | GLY | GLY | GLY | GLY | GLY | GLY | GLY | GLY | GLY | GLY | GLY | GLY | GLY | GLY | GLY | GLY | GLY | GLY | GLY | GLY | GLY | GLY | GLY | GLY | GLY | GLY | GLY | GLY | GLY | GLY | GLY | GLY | GLY | GLY | GLY | GLY | GLY | GLY | GLY | GLY | GLY | GLY | GLY | GLY | GLY | GLY | GLY | GLY | GLY | GLY | GLY | GLY | GLY | GLY | GLY | GLY | GLY | GLY | GLY | GLY | GLY | GLY | GLY | GLY | GLY | GLY | GLY | GLY | GLY | GLY | GLY | GLY | GLY | GLY | GLY | GLY | GLY | GLY | GLY | GLY | GLY | GLY | GLY | GLY | GLY | GLY | GLY | GLY | GLY | GLY | GLY | GLY | GLY | GLY | GLY | GLY | GLY | GLY | GLY | GLY | GLY | GLY | GLY | GLY | GLY | GLY | GLY | GLY | GLY | GLY | GLY | GLY | GLY | GLY | GLY | GLY | GLY | GLY | GLY | GLY | GLY | GLY | GLY | GLY | GLY | GLY | GLY | GLY | GLY | GLY | GLY | GLY | GLY | GLY | GLY | GLY | GLY | GLY | GLY | GLY | GLY | GLY | GLY | GLY | GLY | GLY | GLY | GLY | GLY | GLY | GLY | GLY | GLY | GLY | GLY | GLY | GLY | GLY | GLY | GLY | GLY | GLY | GLY | GLY | GLY | GLY | GLY | GLY | GLY | GLY | GLY | GLY | GLY | GLY | GLY | GLY | GLY | GLY | GLY | GLY | GLY | GLY | GLY | GLY | GLY | GLY | GLY | GLY | GLY | GLY | GLY | GLY | GLY | GLY | GLY | GLY | GLY | GLY | GLY | GLY | GLY | GLY | GLY | GLY | GLY | GLY | GLY | GLY | GLY | GLY | GLY | GLY | GLY | GLY | GLY | GLY | GLY | GLY | GLY | GLY | GLY | GLY | GLY | GLY | GLY | GLY | GLY | GLY | GLY | GLY | GLY | GLY | GLY | GLY | GLY | GLY | GLY | GLY | GLY | GLY | GLY | GLY | GLY | GLY | GLY | GLY | GLY | GLY | GLY | GLY | GLY | GLY | GLY | GLY | GLY | GLY | GLY | GLY | GLY | GLY | GLY | GLY | GLY | GLY | GLY | GLY | GLY | GLY | GLY | GLY | GLY | GLY | GLY | GLY | GLY | GLY | GLY | GLY | GLY | GLY | GLY | GLY | GLY | GLY | GLY | GLY | GLY | GLY | GLY | GLY | GLY | GLY | GLY | GLY | GLY | GLY | GLY | GLY | GLY | GLY | GLY | GLY | GLY | GLY | GLY | GLY | GLY | GLY | GLY | GLY | GLY | GLY | GLY | GLY | GLY | GLY | GLY | GLY | GLY | GLY | GLY | GLY | GLY | GLY | GLY | GLY | GLY | GLY | GLY | GLY | GLY | GLY | GLY | GLY | GLY | GLY | GLY | GLY | GLY | GLY | GLY | GLY | GLY | GLY | GLY | GLY | GLY | GLY | GLY | GLY | GLY | GLY | GLY | GLY | GLY | GLY | GLY | GLY | GLY | GLY | GLY | GLY | GLY | GLY | GLY | GLY | GLY | GL |
|-----|-----|-----|-----|-----|-----|-----|-----|-----|-----|-----|-----|-----|-----|-----|-----|-----|-----|-----|-----|-----|-----|-----|-----|-----|-----|-----|-----|-----|-----|-----|-----|-----|-----|-----|-----|-----|-----|-----|-----|-----|-----|-----|-----|-----|-----|-----|-----|-----|-----|-----|-----|-----|-----|-----|-----|-----|-----|-----|-----|-----|-----|-----|-----|-----|-----|-----|-----|-----|-----|-----|-----|-----|-----|-----|-----|-----|-----|-----|-----|-----|-----|-----|-----|-----|-----|-----|-----|-----|-----|-----|-----|-----|-----|-----|-----|-----|-----|-----|-----|-----|-----|-----|-----|-----|-----|-----|-----|-----|-----|-----|-----|-----|-----|-----|-----|-----|-----|-----|-----|-----|-----|-----|-----|-----|-----|-----|-----|-----|-----|-----|-----|-----|-----|-----|-----|-----|-----|-----|-----|-----|-----|-----|-----|-----|-----|-----|-----|-----|-----|-----|-----|-----|-----|-----|-----|-----|-----|-----|-----|-----|-----|-----|-----|-----|-----|-----|-----|-----|-----|-----|-----|-----|-----|-----|-----|-----|-----|-----|-----|-----|-----|-----|-----|-----|-----|-----|-----|-----|-----|-----|-----|-----|-----|-----|-----|-----|-----|-----|-----|-----|-----|-----|-----|-----|-----|-----|-----|-----|-----|-----|-----|-----|-----|-----|-----|-----|-----|-----|-----|-----|-----|-----|-----|-----|-----|-----|-----|-----|-----|-----|-----|-----|-----|-----|-----|-----|-----|-----|-----|-----|-----|-----|-----|-----|-----|-----|-----|-----|-----|-----|-----|-----|-----|-----|-----|-----|-----|-----|-----|-----|-----|-----|-----|-----|-----|-----|-----|-----|-----|-----|-----|-----|-----|-----|-----|-----|-----|-----|-----|-----|-----|-----|-----|-----|-----|-----|-----|-----|-----|-----|-----|-----|-----|-----|-----|-----|-----|-----|-----|-----|-----|-----|-----|-----|-----|-----|-----|-----|-----|-----|-----|-----|-----|-----|-----|-----|-----|-----|-----|-----|-----|-----|-----|-----|-----|-----|-----|-----|-----|-----|-----|-----|-----|-----|-----|-----|-----|-----|-----|-----|-----|-----|-----|-----|-----|-----|-----|-----|-----|-----|-----|-----|-----|-----|-----|-----|-----|-----|-----|-----|-----|-----|-----|-----|-----|-----|-----|-----|-----|-----|-----|-----|-----|-----|-----|-----|-----|-----|-----|-----|-----|-----|-----|-----|-----|-----|-----|-----|-----|-----|-----|-----|-----|-----|-----|-----|-----|-----|-----|-----|-----|-----|-----|-----|-----|-----|-----|-----|-----|-----|-----|-----|-----|-----|-----|-----|-----|-----|-----|-----|-----|-----|-----|-----|-----|-----|-----|-----|-----|-----|-----|-----|-----|-----|-----|-----|-----|-----|-----|-----|-----|-----|-----|-----|-----|-----|-----|-----|-----|-----|-----|-----|-----|-----|-----|-----|-----|-----|-----|-----|-----|-----|-----|-----|-----|-----|-----|-----|-----|-----|-----|-----|-----|-----|-----|-----|-----|-----|-----|-----|-----|-----|-----|-----|-----|-----|-----|-----|-----|-----|-----|-----|-----|-----|-----|-----|-----|-----|-----|-----|-----|-----|-----|-----|-----|-----|-----|-----|-----|-----|-----|-----|-----|-----|-----|-----|-----|-----|-----|-----|-----|-----|-----|-----|-----|-----|-----|-----|-----|-----|-----|-----|-----|-----|-----|-----|-----|-----|-----|-----|-----|-----|-----|-----|-----|-----|-----|-----|-----|-----|-----|-----|-----|-----|-----|-----|-----|-----|-----|-----|-----|-----|-----|-----|-----|-----|-----|-----|-----|-----|-----|-----|-----|-----|-----|-----|-----|-----|-----|-----|-----|-----|-----|-----|-----|-----|-----|-----|-----|-----|-----|-----|-----|-----|-----|-----|-----|-----|-----|-----|-----|-----|-----|-----|-----|-----|-----|-----|-----|-----|-----|-----|-----|-----|-----|-----|-----|-----|-----|-----|-----|-----|-----|-----|-----|-----|-----|-----|-----|-----|-----|-----|-----|-----|-----|-----|-----|-----|-----|-----|-----|-----|-----|-----|-----|-----|-----|-----|-----|-----|-----|-----|-----|-----|-----|-----|-----|-----|-----|-----|-----|-----|-----|-----|-----|-----|-----|-----|-----|-----|-----|-----|-----|-----|-----|-----|-----|-----|-----|-----|-----|-----|-----|-----|-----|-----|-----|-----|-----|-----|-----|-----|-----|-----|-----|-----|-----|-----|-----|-----|-----|-----|-----|-----|-----|-----|-----|-----|-----|-----|-----|-----|-----|-----|-----|-----|-----|-----|-----|-----|-----|-----|-----|-----|-----|-----|-----|-----|-----|-----|-----|-----|-----|-----|-----|-----|-----|-----|-----|-----|-----|-----|-----|-----|-----|-----|-----|-----|-----|-----|-----|-----|-----|-----|-----|-----|-----|-----|-----|-----|-----|-----|-----|-----|-----|-----|-----|-----|-----|-----|-----|-----|-----|-----|-----|-----|-----|-----|-----|-----|-----|-----|-----|-----|-----|-----|-----|-----|-----|-----|-----|-----|-----|-----|-----|-----|-----|-----|-----|-----|-----|-----|-----|-----|-----|-----|-----|-----|-----|-----|-----|-----|-----|-----|-----|-----|-----|-----|-----|-----|-----|-----|-----|-----|-----|-----|-----|-----|-----|-----|-----|-----|-----|-----|-----|-----|-----|-----|-----|-----|-----|-----|-----|-----|-----|-----|-----|-----|-----|-----|-----|-----|-----|-----|-----|-----|-----|-----|-----|-----|-----|-----|-----|-----|-----|-----|-----|-----|-----|-----|-----|-----|-----|-----|-----|-----|-----|-----|-----|-----|-----|-----|-----|-----|-----|-----|-----|-----|-----|-----|-----|-----|-----|-----|-----|-----|-----|-----|-----|-----|-----|-----|-----|-----|-----|-----|-----|-----|-----|-----|-----|-----|-----|-----|-----|-----|-----|-----|-----|-----|-----|-----|-----|-----|-----|-----|-----|-----|-----|-----|-----|-----|-----|-----|-----|-----|-----|-----|-----|-----|-----|-----|-----|-----|-----|-----|-----|-----|-----|-----|-----|-----|-----|-----|-----|-----|-----|-----|-----|-----|-----|-----|-----|-----|-----|-----|-----|-----|-----|-----|-----|-----|-----|-----|-----|-----|-----|-----|-----|-----|-----|-----|-----|-----|-----|-----|-----|-----|-----|-----|-----|-----|-----|-----|-----|-----|-----|-----|-----|-----|-----|-----|-----|-----|-----|-----|-----|-----|-----|-----|-----|-----|-----|-----|-----|-----|-----|-----|-----|-----|-----|-----|-----|-----|-----|-----|-----|-----|-----|-----|-----|-----|-----|-----|-----|-----|-----|-----|-----|-----|-----|-----|-----|-----|-----|-----|-----|-----|-----|-----|-----|-----|-----|-----|-----|-----|-----|-----|-----|-----|-----|-----|-----|-----|-----|-----|-----|-----|-----|-----|-----|-----|-----|-----|-----|-----|-----|-----|-----|-----|-----|-----|-----|-----|-----|-----|-----|-----|-----|-----|-----|-----|-----|-----|-----|-----|-----|-----|-----|-----|-----|-----|-----|-----|-----|-----|-----|-----|-----|-----|-----|-----|-----|-----|-----|-----|-----|-----|-----|-----|-----|-----|-----|-----|-----|-----|-----|-----|-----|-----|-----|-----|-----|-----|-----|-----|-----|-----|-----|-----|-----|-----|-----|-----|-----|-----|-----|-----|-----|-----|-----|-----|-----|-----|-----|-----|-----|-----|-----|-----|-----|-----|-----|-----|-----|-----|-----|-----|-----|-----|-----|-----|-----|-----|-----|-----|-----|-----|-----|-----|-----|-----|-----|-----|-----|-----|-----|-----|-----|-----|-----|-----|-----|-----|-----|-----|-----|-----|-----|-----|-----|-----|-----|-----|-----|-----|-----|-----|-----|-----|-----|-----|-----|-----|-----|-----|-----|-----|-----|-----|-----|-----|-----|-----|-----|-----|-----|-----|-----|-----|-----|-----|-----|-----|-----|-----|-----|-----|-----|-----|-----|-----|-----|-----|-----|-----|-----|-----|----|

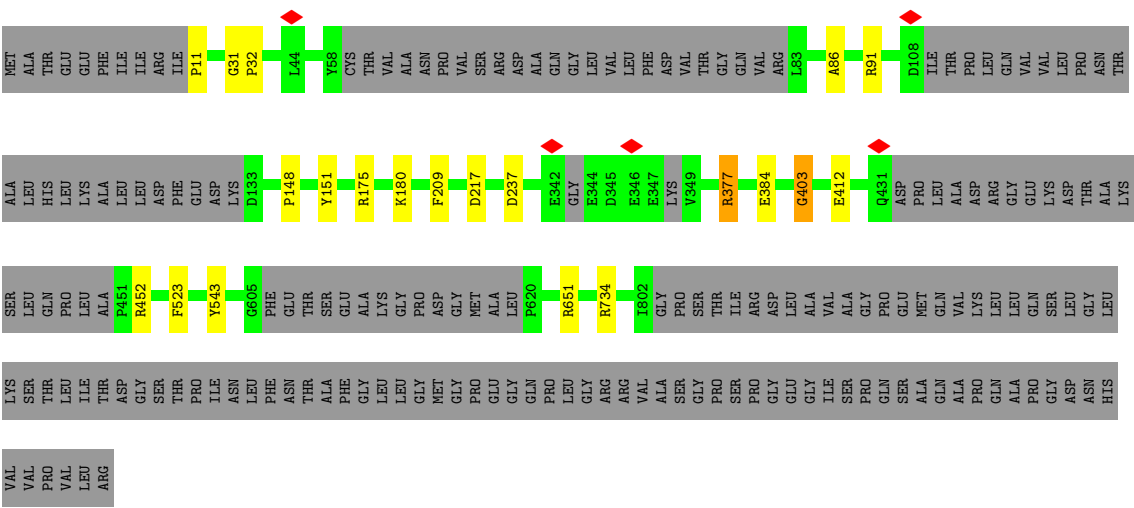
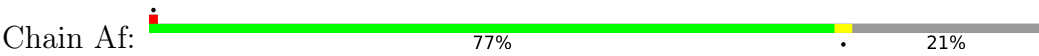
• Molecule 1: Major vault protein



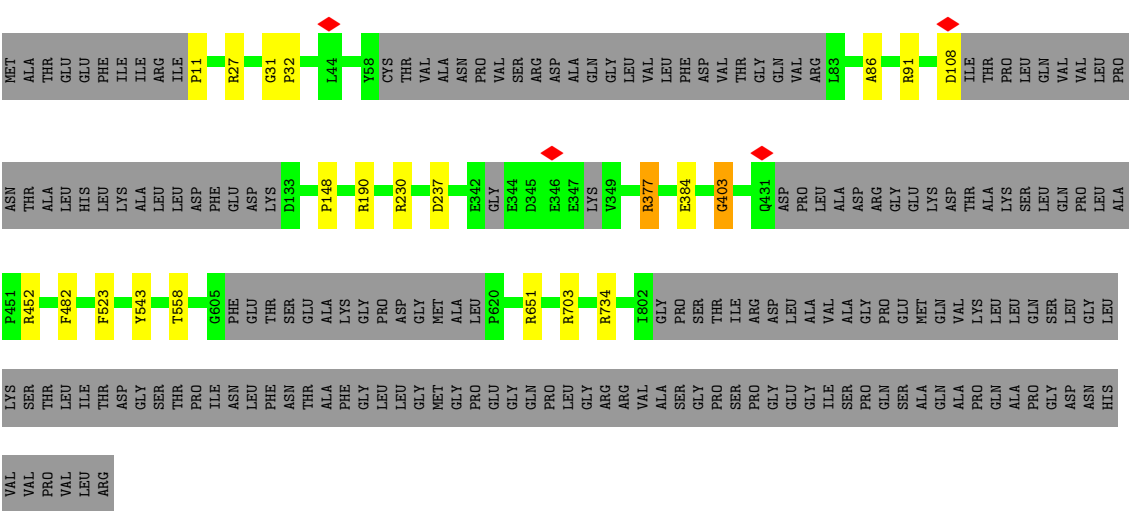
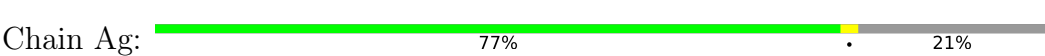
|     |     |     |     |     |     |     |     |     |     |     |     |     |     |     |     |     |     |     |     |     |     |     |     |     |     |     |     |     |     |     |     |     |     |     |     |     |     |     |     |      |     |     |     |     |     |     |     |     |
|-----|-----|-----|-----|-----|-----|-----|-----|-----|-----|-----|-----|-----|-----|-----|-----|-----|-----|-----|-----|-----|-----|-----|-----|-----|-----|-----|-----|-----|-----|-----|-----|-----|-----|-----|-----|-----|-----|-----|-----|------|-----|-----|-----|-----|-----|-----|-----|-----|
| MET | ALA | THR | GLU | GLU | PHE | ILE | ILE | ILE | P11 | R27 | G31 | P32 | L44 | Y58 | CYS | THR | VAL | ASN | PRO | VAL | SER | ARG | ASP | ALA | GLN | GLY | LEU | VAL | PHE | ASP | VAL | THR | GLY | GLN | VAL | ARG | L83 | A86 | R91 | D108 | ILE | THR | PRO | GLN | VAL | VAL | LEU | PRO |
|-----|-----|-----|-----|-----|-----|-----|-----|-----|-----|-----|-----|-----|-----|-----|-----|-----|-----|-----|-----|-----|-----|-----|-----|-----|-----|-----|-----|-----|-----|-----|-----|-----|-----|-----|-----|-----|-----|-----|-----|------|-----|-----|-----|-----|-----|-----|-----|-----|



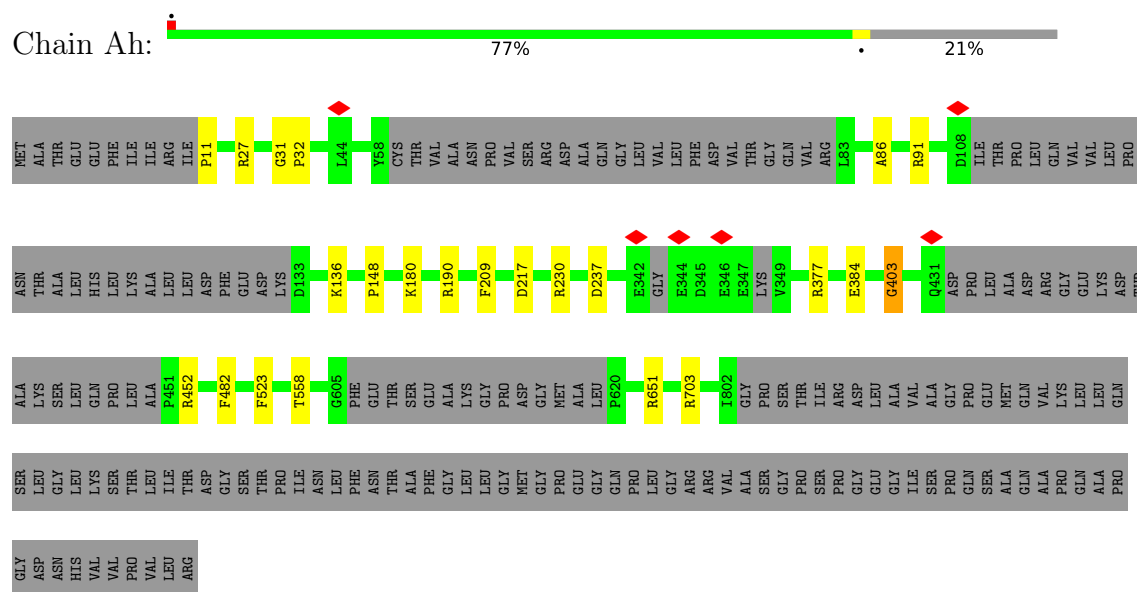
• Molecule 1: Major vault protein



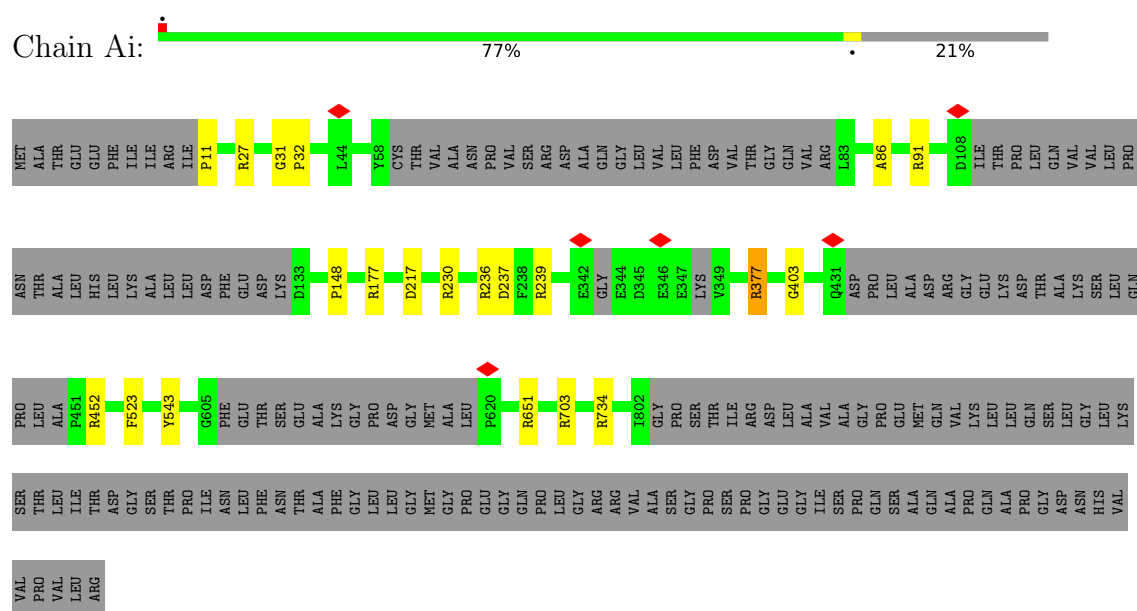
• Molecule 1: Major vault protein



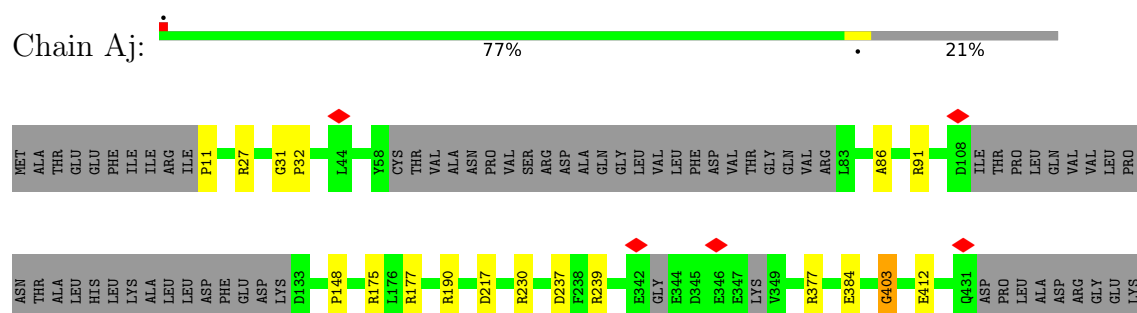
## • Molecule 1: Major vault protein

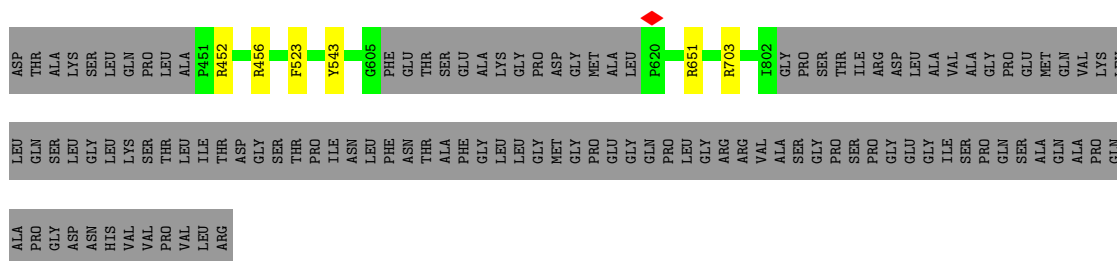


## • Molecule 1: Major vault protein

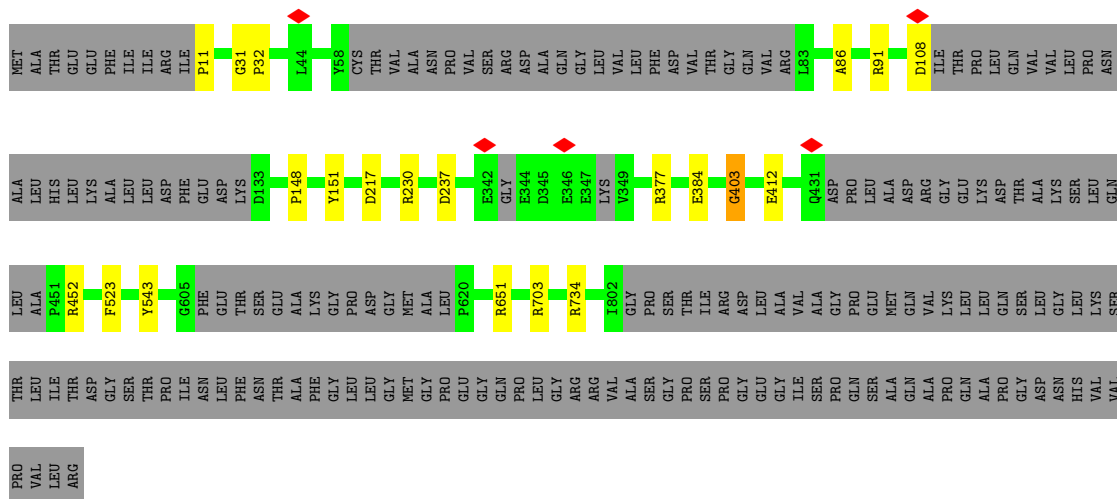
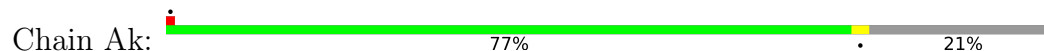


## • Molecule 1: Major vault protein

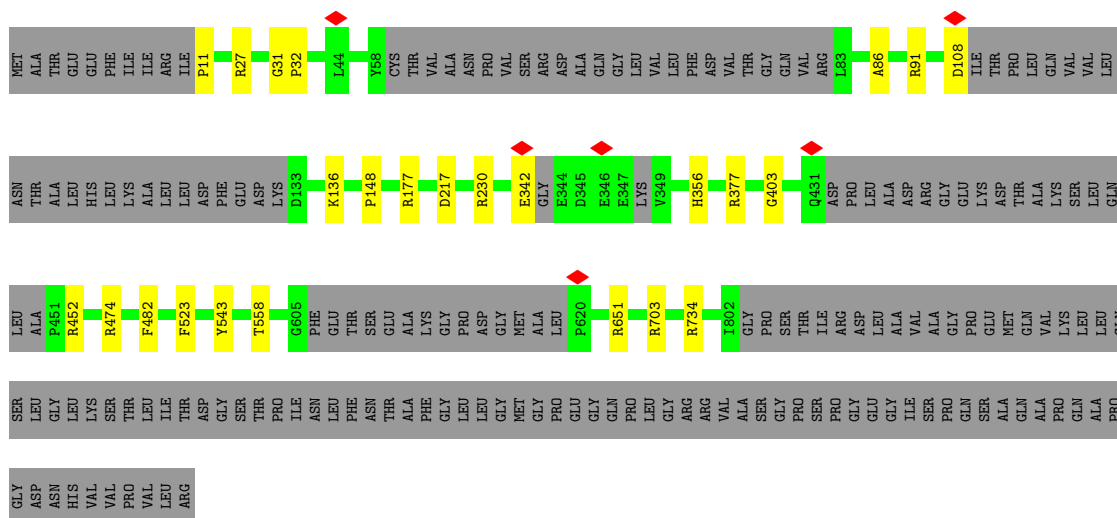
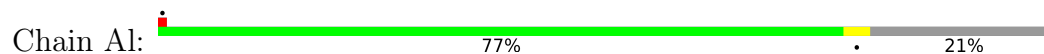




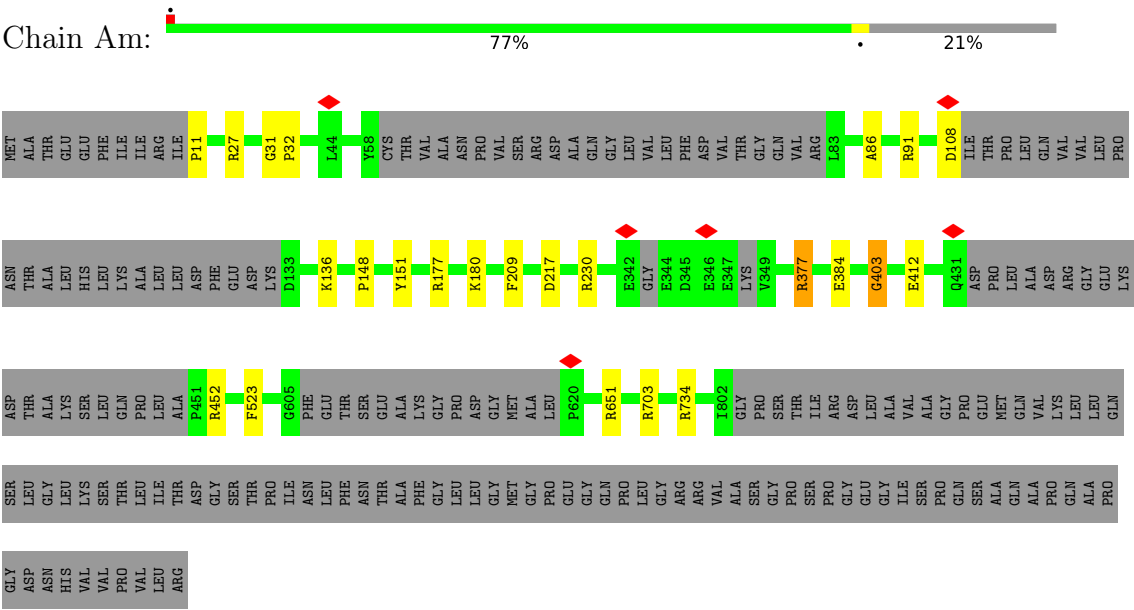
- Molecule 1: Major vault protein



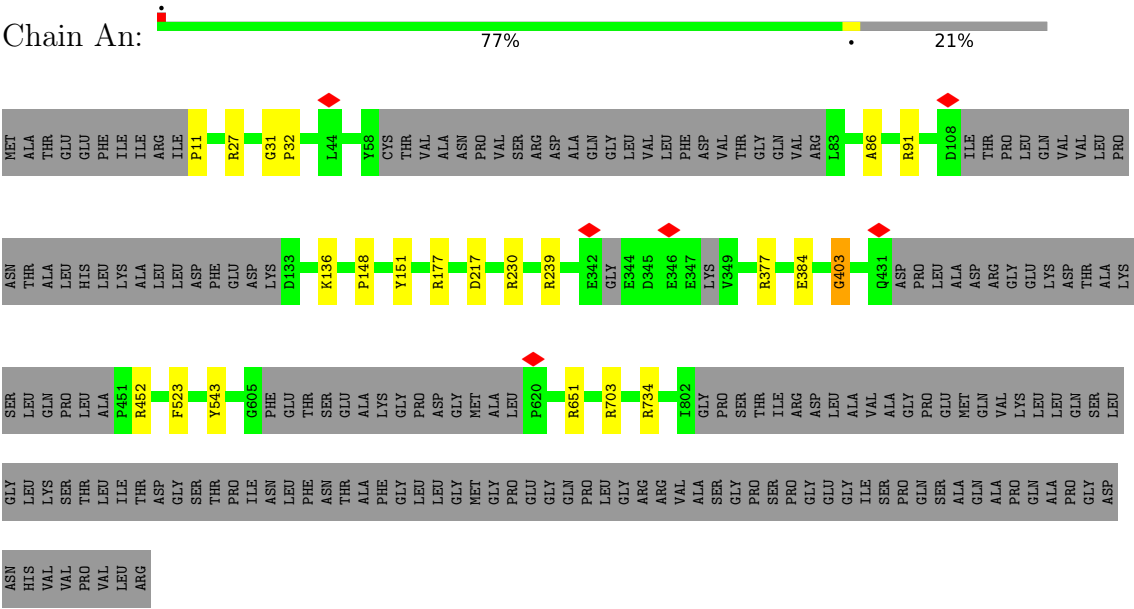
- Molecule 1: Major vault protein



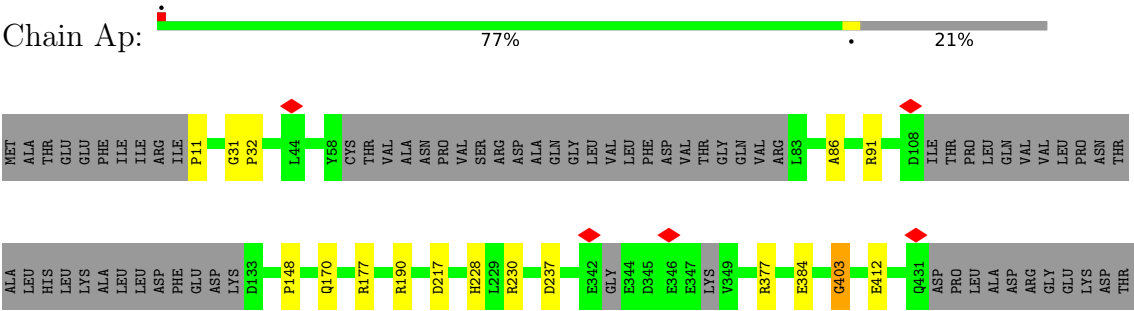
- Molecule 1: Major vault protein



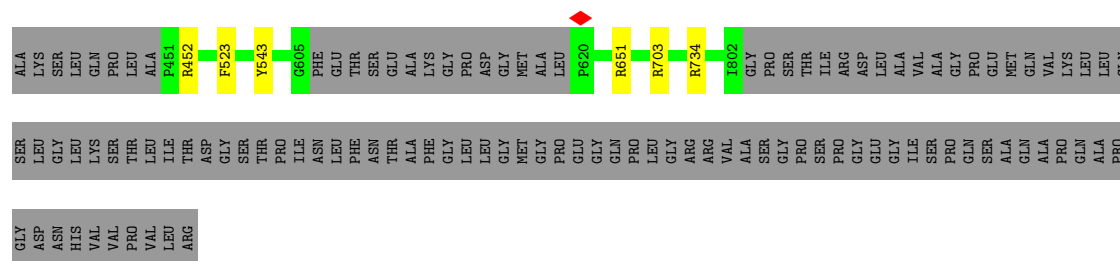
• Molecule 1: Major vault protein



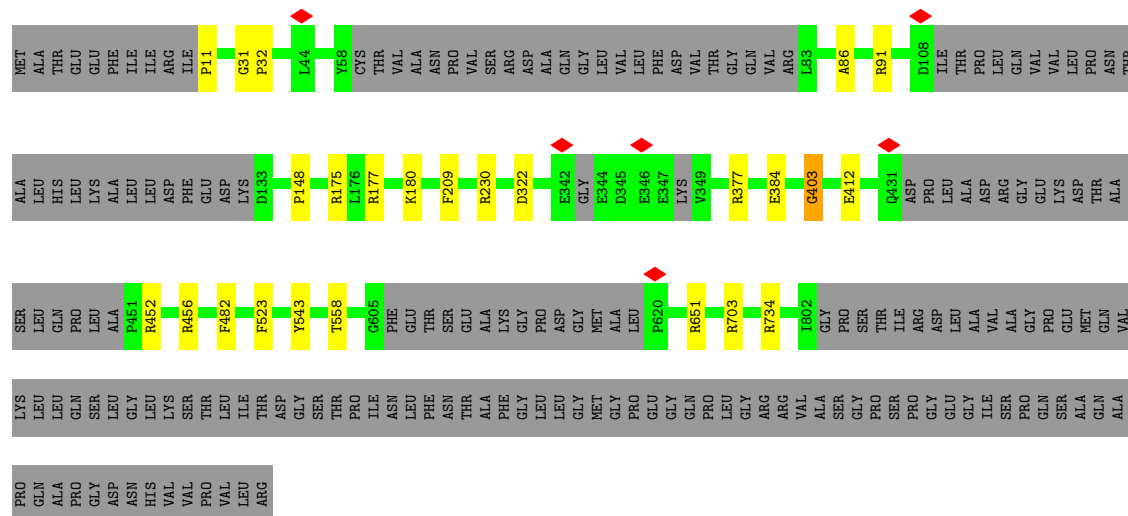
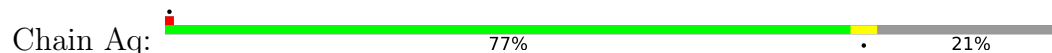
• Molecule 1: Major vault protein



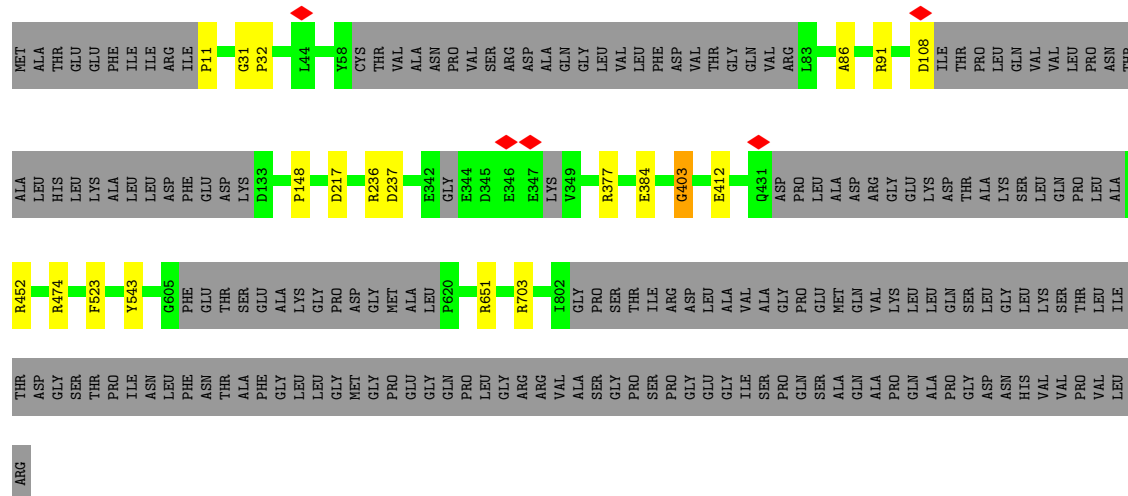
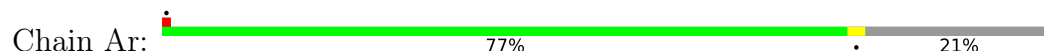





- Molecule 1: Major vault protein

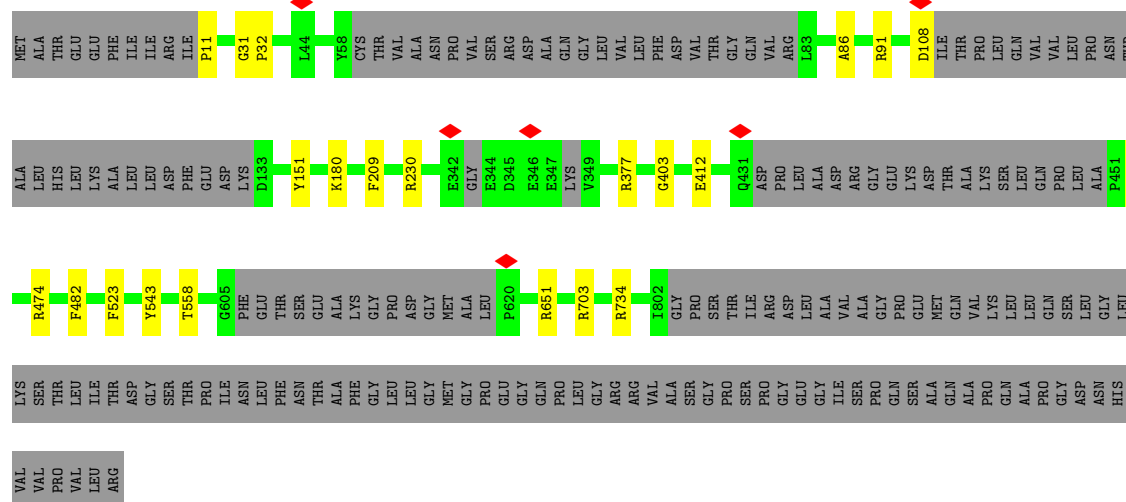


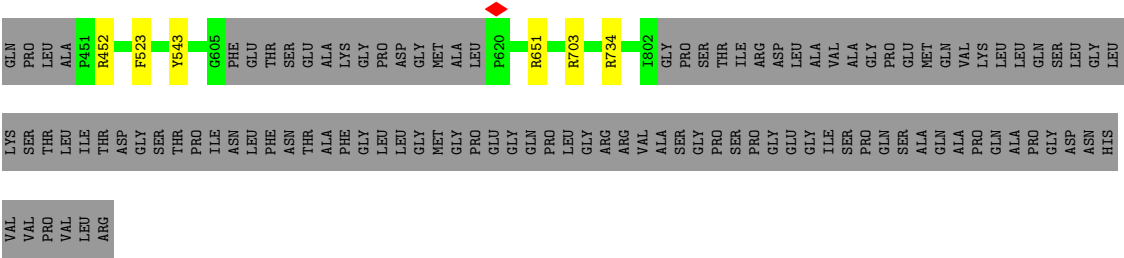
- Molecule 1: Major vault protein



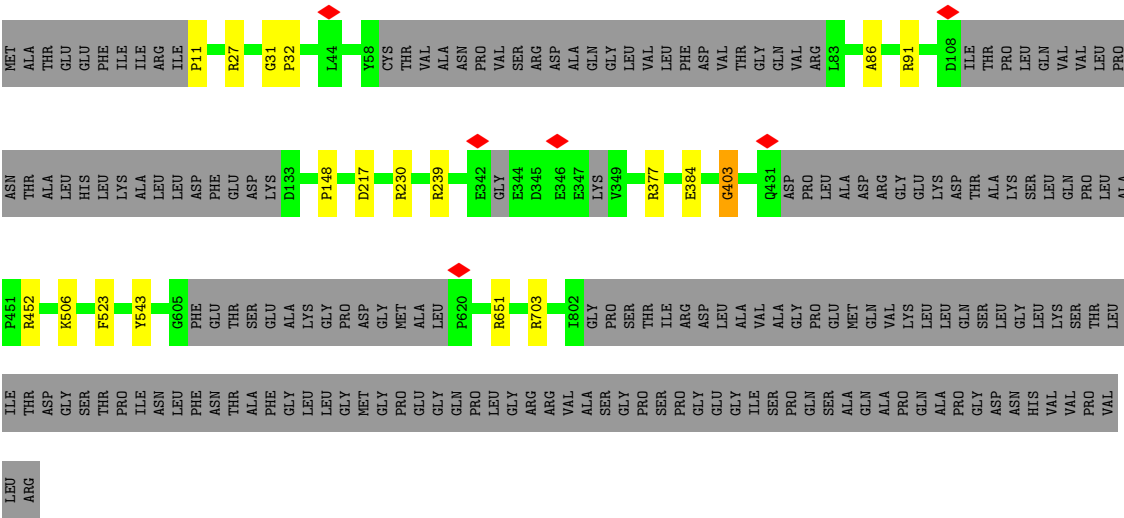
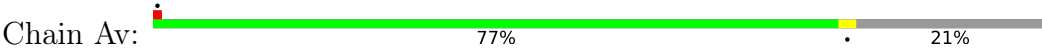
- Molecule 1: Major vault protein

Chain As:  77% 21%

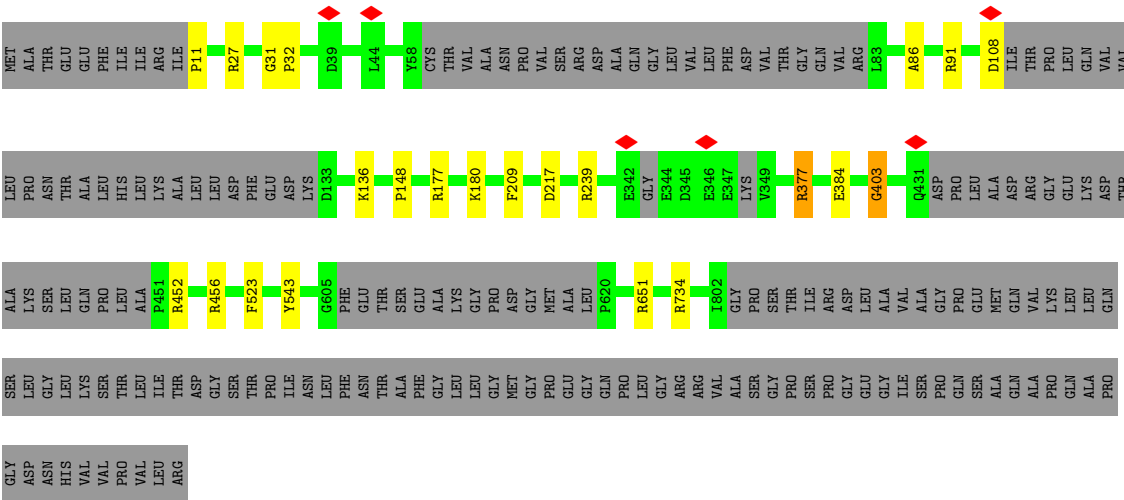
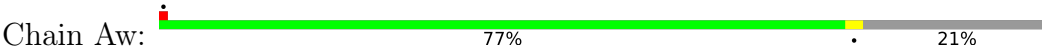





• Molecule 1: Major vault protein

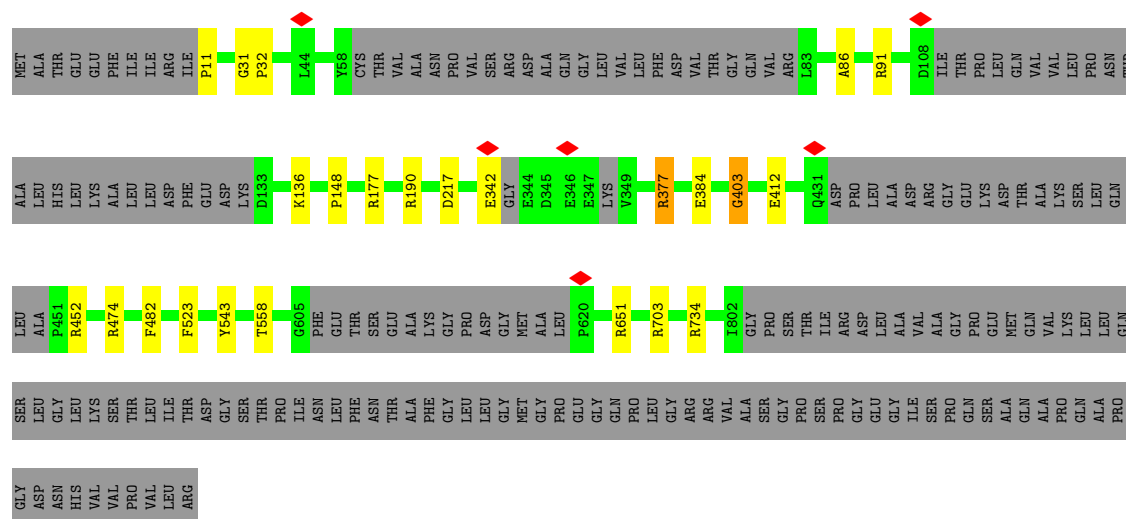


• Molecule 1: Major vault protein




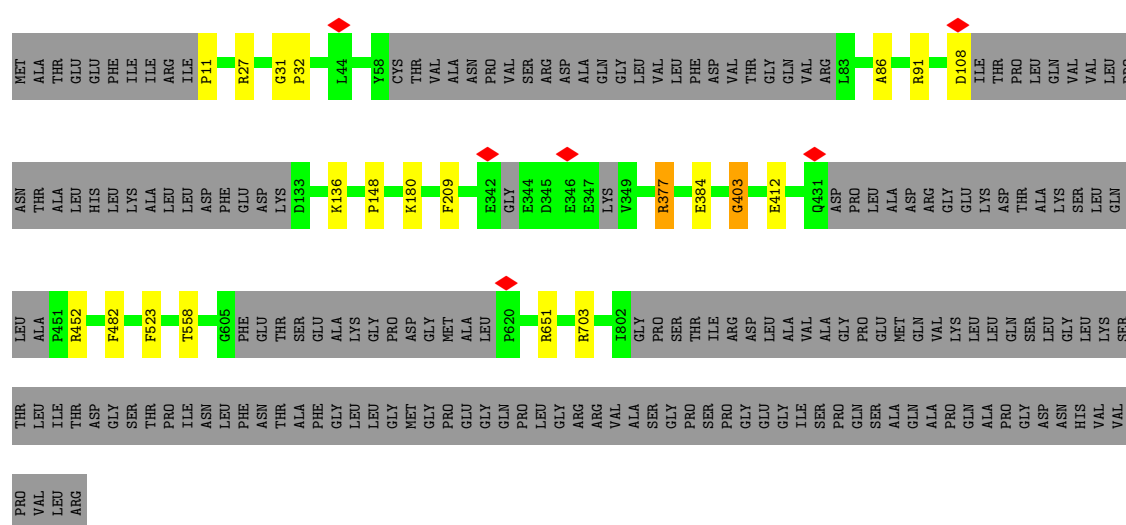
• Molecule 1: Major vault protein

Chain Ax:  77% 21%




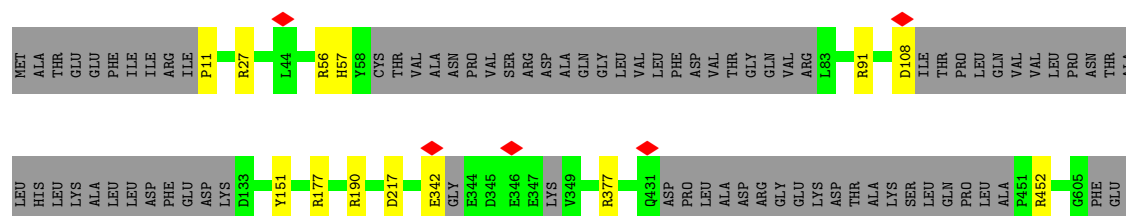
- Molecule 1: Major vault protein

Chain A<sub>y</sub>:  77% 21%

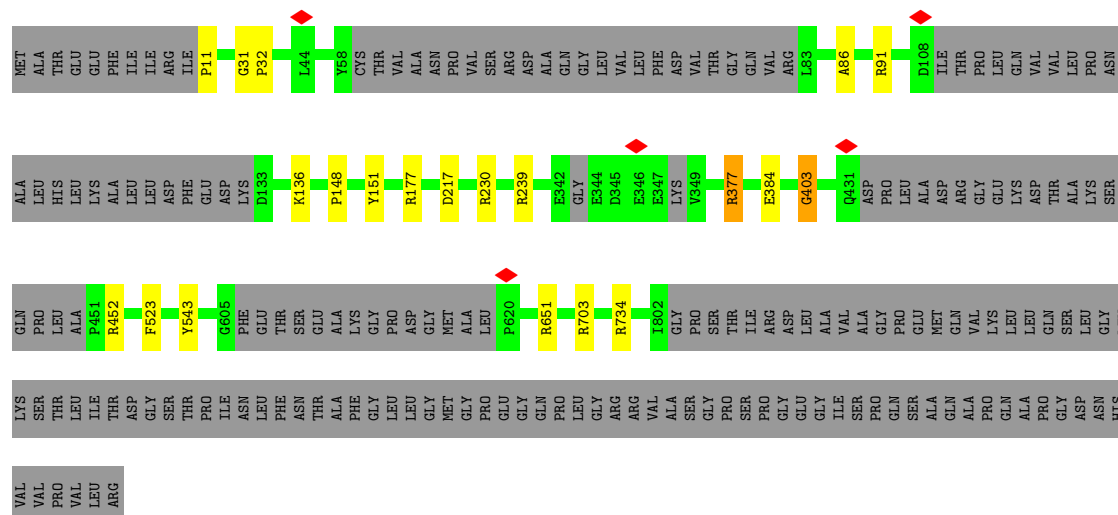
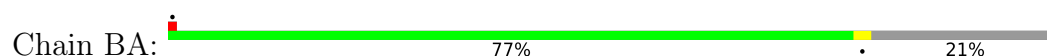


- Molecule 1: Major vault protein

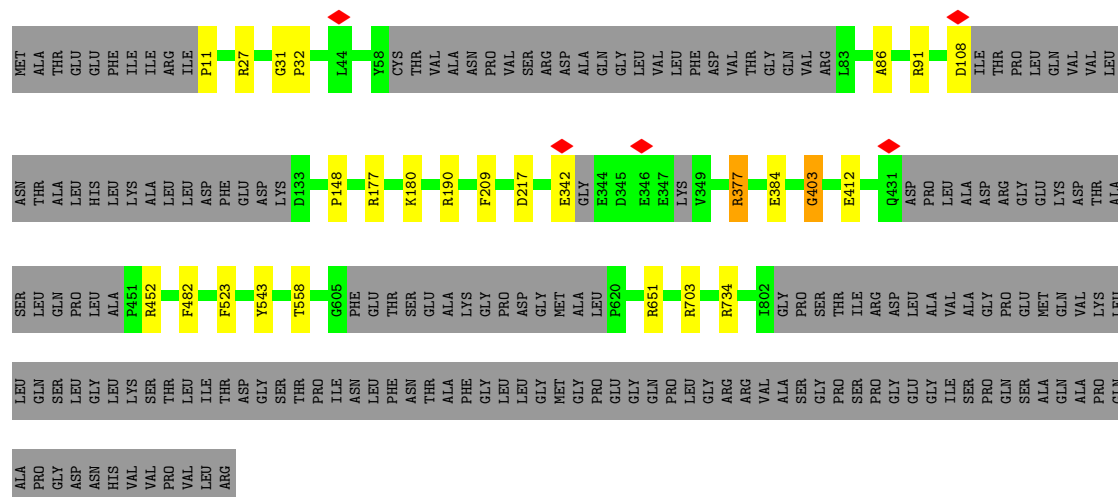
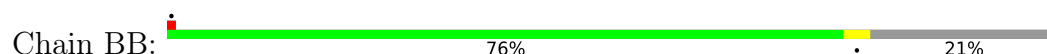
Chain Az:  78% 21%



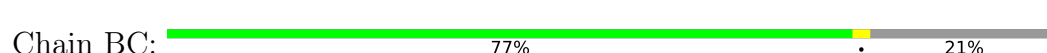
- Molecule 1: Major vault protein

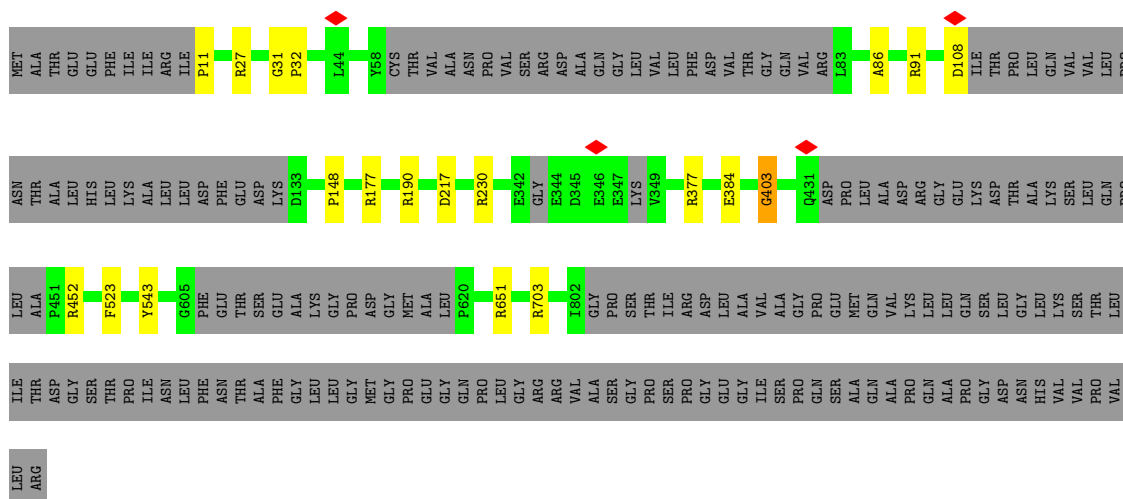


- Molecule 1: Major vault protein

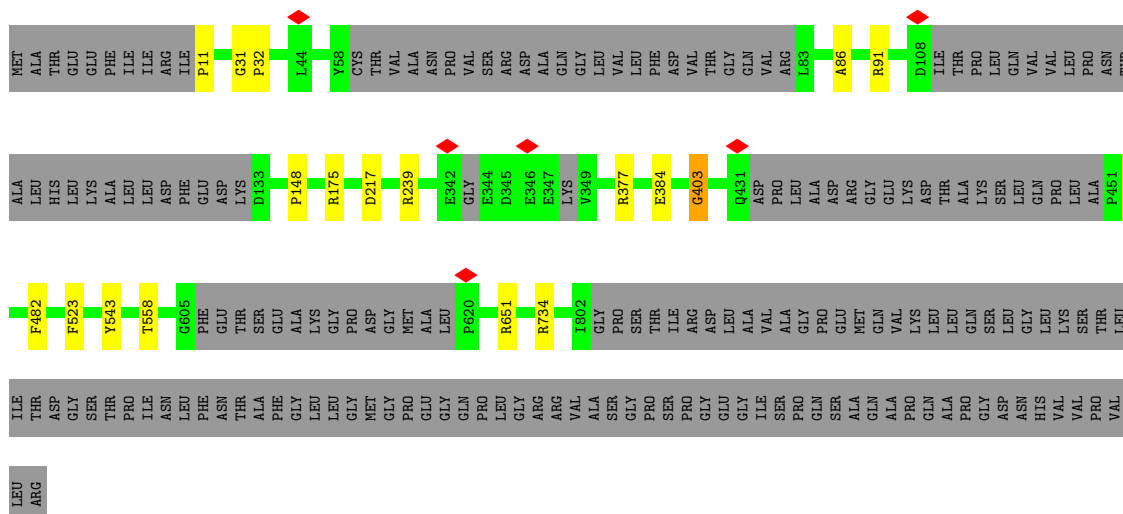
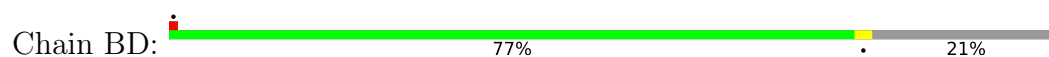


- Molecule 1: Major vault protein

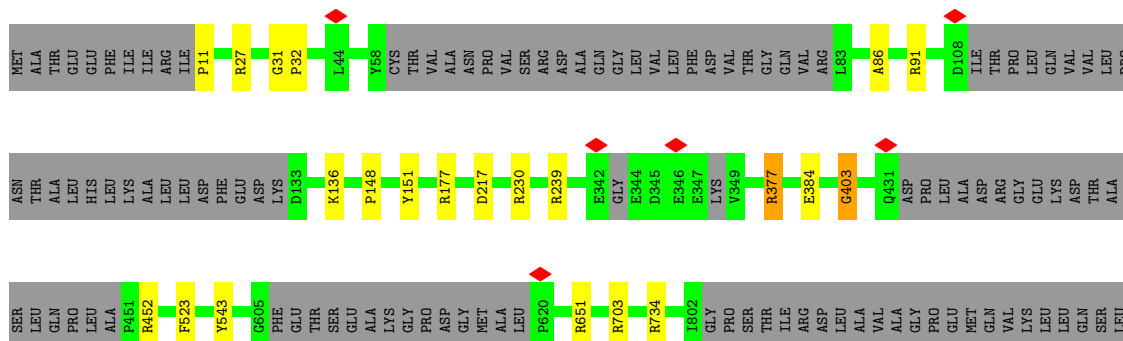
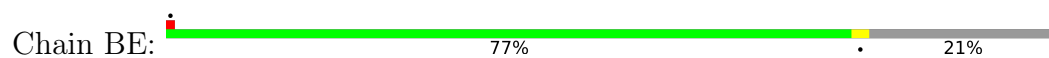




- Molecule 1: Major vault protein



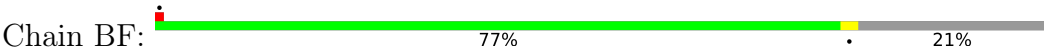
- Molecule 1: Major vault protein



GLY  
LEU  
LYS  
SER  
THR  
LEU  
TLE  
THR  
ASP  
GLY  
SER  
THR  
PRO  
TLE  
ASN  
LEU  
PHE  
ASN  
THR  
ALA  
PHE  
GLY  
LEU  
LEU  
GLY  
MET  
GLY  
PRO  
GLY  
GLY  
GLN  
PRO  
LEU  
GLY  
ARG  
ARG  
VAL  
ALA  
SER  
GLY  
PRO  
SER  
PRO  
GLY  
GLY  
TLE  
SER  
PRO  
GLN  
SER  
ALA  
GLN  
ALA  
PRO  
GLN  
ALA  
PRO  
GLY  
ASP

ASN  
HIS  
VAL  
VAL  
PRO  
VAL  
LEU  
ARG

- Molecule 1: Major vault protein



MET  
ALA  
THR  
GLU  
GLU  
PHE  
TLE  
TLE  
ARG  
TLE  
P11  
R27  
G31  
P32  
I44  
Y58  
CYS  
THR  
VAL  
ALA  
ASN  
PRO  
VAL  
SER  
ARG  
ASP  
ALA  
GLN  
GLY  
LEU  
VAL  
LEU  
PHE  
ASP  
VAL  
THR  
GLY  
GLN  
VAL  
ARG  
I83  
A86  
R91  
D108  
TLE  
THR  
PRO  
LEU  
GLN  
VAL  
VAL  
LEU  
PRO

ASN  
THR  
ALA  
LEU  
HIS  
LEU  
LYS  
ALA  
LEU  
ASP  
PHE  
GLU  
ASP  
D133  
P148  
R177  
D217  
R230  
R236  
D237  
F238  
R239  
E342  
E344  
D345  
E346  
E347  
V349  
R377  
E384  
Q403  
E412  
Q431  
ASP  
PRO  
LEU  
ALA  
ASP  
ARG  
GLY  
GLU  
LYS  
ASP  
ALA

LYS  
SER  
LEU  
GLN  
PRO  
LEU  
ALA  
R451  
R452  
F523  
Y543  
G605  
PHE  
GLU  
THR  
SER  
GLU  
ALA  
LYS  
GLY  
PRO  
ASP  
GLY  
MET  
ALA  
ALA  
LEU  
P650  
R651  
R703  
R734  
I802  
GLY  
PRO  
SER  
THR  
TLE  
ARG  
ASP  
LEU  
ALA  
VAL  
ALA  
GLY  
PRO  
GLU  
MET  
GLN  
VAL  
LYS  
LEU  
LEU  
GLN  
SER

LEU  
GLY  
LEU  
LYS  
SER  
THR  
TLE  
THR  
ASP  
GLY  
SER  
THR  
PRO  
TLE  
ASN  
PHE  
ASN  
THR  
ALA  
PHE  
GLY  
LEU  
LEU  
GLY  
MET  
GLY  
PRO  
GLU  
GLY  
GLN  
VAL  
ALA  
SER  
GLY  
PRO  
SER  
TLE  
SER  
PRO  
GLY  
GLY  
TLE  
SER  
PRO  
GLN  
SER  
ALA  
SER

ASP  
ASN  
HIS  
VAL  
VAL  
PRO  
VAL  
LEU  
ARG

## 4 Experimental information

| Property                             | Value                                   | Source    |
|--------------------------------------|---|-----------|
| EM reconstruction method             | SINGLE PARTICLE                         | Depositor |
| Imposed symmetry                     | POINT, Not provided                     |           |
| Number of particles used             | 7367                                    | Depositor |
| Resolution determination method      | FSC 0.143 CUT-OFF                       | Depositor |
| CTF correction method                | PHASE FLIPPING AND AMPLITUDE CORRECTION | Depositor |
| Microscope                           | TFS KRIOS                               | Depositor |
| Voltage (kV)                         | 300                                     | Depositor |
| Electron dose ( $e^-/\text{\AA}^2$ ) | 40                                      | Depositor |
| Minimum defocus (nm)                 | 1000                                    | Depositor |
| Maximum defocus (nm)                 | 5000                                    | Depositor |
| Magnification                        | Not provided                            |           |
| Image detector                       | GATAN K2 QUANTUM (4k x 4k)              | Depositor |
| Maximum map value                    | 0.054                                   | Depositor |
| Minimum map value                    | -0.038                                  | Depositor |
| Average map value                    | 0.000                                   | Depositor |
| Map value standard deviation         | 0.002                                   | Depositor |
| Recommended contour level            | 0.00713                                 | Depositor |
| Map size (Å)                         | 736.0, 736.0, 736.0                     | wwPDB     |
| Map dimensions                       | 640, 640, 640                           | wwPDB     |
| Map angles (°)                       | 90.0, 90.0, 90.0                        | wwPDB     |
| Pixel spacing (Å)                    | 1.15, 1.15, 1.15                        | Depositor |



## 5 Model quality ⓘ

### 5.1 Standard geometry ⓘ

The Z score for a bond length (or angle) is the number of standard deviations the observed value is removed from the expected value. A bond length (or angle) with  $|Z| > 5$  is considered an outlier worth inspection. RMSZ is the root-mean-square of all Z scores of the bond lengths (or angles).

| Mol | Chain | Bond lengths |             | Bond angles |                |
|-----|-------|--------------|-------------|-------------|----------------|
|     |       | RMSZ         | $\# Z  > 5$ | RMSZ        | $\# Z  > 5$    |
| 1   | A0    | 0.72         | 0/5747      | 1.28        | 10/7784 (0.1%) |
| 1   | A1    | 0.72         | 0/5747      | 1.33        | 24/7784 (0.3%) |
| 1   | A2    | 0.72         | 0/5747      | 1.34        | 21/7784 (0.3%) |
| 1   | A3    | 0.72         | 0/5747      | 1.34        | 17/7784 (0.2%) |
| 1   | A4    | 0.72         | 0/5747      | 1.34        | 23/7784 (0.3%) |
| 1   | A5    | 0.72         | 0/5747      | 1.34        | 21/7784 (0.3%) |
| 1   | A6    | 0.72         | 0/5747      | 1.33        | 20/7784 (0.3%) |
| 1   | A7    | 0.72         | 0/5747      | 1.34        | 21/7784 (0.3%) |
| 1   | A8    | 0.72         | 0/5747      | 1.34        | 26/7784 (0.3%) |
| 1   | A9    | 0.72         | 0/5747      | 1.34        | 21/7784 (0.3%) |
| 1   | Ac    | 0.72         | 0/5747      | 1.34        | 19/7784 (0.2%) |
| 1   | Ad    | 0.72         | 0/5747      | 1.34        | 19/7784 (0.2%) |
| 1   | Ae    | 0.72         | 0/5747      | 1.34        | 22/7784 (0.3%) |
| 1   | Af    | 0.72         | 0/5747      | 1.34        | 22/7784 (0.3%) |
| 1   | Ag    | 0.72         | 0/5747      | 1.34        | 21/7784 (0.3%) |
| 1   | Ah    | 0.72         | 0/5747      | 1.34        | 22/7784 (0.3%) |
| 1   | Ai    | 0.72         | 0/5747      | 1.34        | 26/7784 (0.3%) |
| 1   | Aj    | 0.72         | 0/5747      | 1.34        | 25/7784 (0.3%) |
| 1   | Ak    | 0.72         | 0/5747      | 1.34        | 20/7784 (0.3%) |
| 1   | Al    | 0.72         | 0/5747      | 1.33        | 23/7784 (0.3%) |
| 1   | Am    | 0.72         | 0/5747      | 1.34        | 24/7784 (0.3%) |
| 1   | An    | 0.72         | 0/5747      | 1.34        | 23/7784 (0.3%) |
| 1   | Ap    | 0.72         | 0/5747      | 1.34        | 24/7784 (0.3%) |
| 1   | Aq    | 0.72         | 0/5747      | 1.34        | 23/7784 (0.3%) |
| 1   | Ar    | 0.72         | 0/5747      | 1.34        | 19/7784 (0.2%) |
| 1   | As    | 0.72         | 0/5747      | 1.34        | 15/7784 (0.2%) |
| 1   | At    | 0.72         | 0/5747      | 1.34        | 22/7784 (0.3%) |
| 1   | Au    | 0.72         | 0/5747      | 1.34        | 20/7784 (0.3%) |
| 1   | Av    | 0.72         | 0/5747      | 1.33        | 19/7784 (0.2%) |
| 1   | Aw    | 0.72         | 0/5747      | 1.33        | 21/7784 (0.3%) |
| 1   | Ax    | 0.72         | 0/5747      | 1.34        | 23/7784 (0.3%) |
| 1   | Ay    | 0.72         | 0/5747      | 1.34        | 18/7784 (0.2%) |
| 1   | Az    | 0.72         | 0/5747      | 1.28        | 12/7784 (0.2%) |
| 1   | BA    | 0.72         | 0/5747      | 1.34        | 23/7784 (0.3%) |

| Mol | Chain | Bond lengths |          | Bond angles |                   |
|-----|-------|--------------|----------|-------------|-------------------|
|     |       | RMSZ         | # Z  >5  | RMSZ        | # Z  >5           |
| 1   | BB    | 0.72         | 0/5747   | 1.33        | 21/7784 (0.3%)    |
| 1   | BC    | 0.72         | 0/5747   | 1.33        | 19/7784 (0.2%)    |
| 1   | BD    | 0.72         | 0/5747   | 1.34        | 19/7784 (0.2%)    |
| 1   | BE    | 0.72         | 0/5747   | 1.34        | 22/7784 (0.3%)    |
| 1   | BF    | 0.72         | 0/5747   | 1.34        | 26/7784 (0.3%)    |
| All | All   | 0.72         | 0/224133 | 1.33        | 816/303576 (0.3%) |

Chiral center outliers are detected by calculating the chiral volume of a chiral center and verifying if the center is modelled as a planar moiety or with the opposite hand. A planarity outlier is detected by checking planarity of atoms in a peptide group, atoms in a mainchain group or atoms of a sidechain that are expected to be planar.

| Mol | Chain | #Chirality outliers | #Planarity outliers |
|-----|-------|---------------------|---------------------|
| 1   | A0    | 0                   | 1                   |
| 1   | A1    | 0                   | 2                   |
| 1   | A2    | 0                   | 1                   |
| 1   | A3    | 0                   | 2                   |
| 1   | A4    | 0                   | 2                   |
| 1   | A5    | 0                   | 3                   |
| 1   | A6    | 0                   | 2                   |
| 1   | A7    | 0                   | 3                   |
| 1   | A8    | 0                   | 2                   |
| 1   | A9    | 0                   | 2                   |
| 1   | Ac    | 0                   | 1                   |
| 1   | Ad    | 0                   | 1                   |
| 1   | Ae    | 0                   | 1                   |
| 1   | Af    | 0                   | 2                   |
| 1   | Ag    | 0                   | 1                   |
| 1   | Ai    | 0                   | 1                   |
| 1   | Aj    | 0                   | 1                   |
| 1   | Ak    | 0                   | 2                   |
| 1   | Al    | 0                   | 2                   |
| 1   | Am    | 0                   | 2                   |
| 1   | An    | 0                   | 2                   |
| 1   | Ap    | 0                   | 1                   |
| 1   | Aq    | 0                   | 1                   |
| 1   | Ar    | 0                   | 2                   |
| 1   | As    | 0                   | 3                   |
| 1   | At    | 0                   | 2                   |
| 1   | Au    | 0                   | 2                   |
| 1   | Av    | 0                   | 1                   |
| 1   | Aw    | 0                   | 1                   |

*Continued on next page...*

*Continued from previous page...*

| Mol | Chain | #Chirality outliers | #Planarity outliers |
|-----|-------|---------------------|---------------------|
| 1   | Ax    | 0                   | 2                   |
| 1   | Ay    | 0                   | 1                   |
| 1   | Az    | 0                   | 2                   |
| 1   | BA    | 0                   | 2                   |
| 1   | BB    | 0                   | 1                   |
| 1   | BC    | 0                   | 1                   |
| 1   | BD    | 0                   | 1                   |
| 1   | BE    | 0                   | 2                   |
| 1   | BF    | 0                   | 1                   |
| All | All   | 0                   | 62                  |

There are no bond length outliers.

The worst 5 of 816 bond angle outliers are listed below:

| Mol | Chain | Res | Type | Atoms   | Z     | Observed(°) | Ideal(°) |
|-----|-------|-----|------|---------|-------|-------------|----------|
| 1   | An    | 403 | GLY  | N-CA-C  | 7.02  | 124.33      | 115.21   |
| 1   | Az    | 11  | PRO  | CA-N-CD | -6.87 | 102.39      | 112.00   |
| 1   | Ar    | 403 | GLY  | N-CA-C  | 6.73  | 123.96      | 115.21   |
| 1   | Ac    | 403 | GLY  | N-CA-C  | 6.65  | 123.86      | 115.21   |
| 1   | Ak    | 11  | PRO  | CA-N-CD | -6.65 | 102.69      | 112.00   |

There are no chirality outliers.

5 of 62 planarity outliers are listed below:

| Mol | Chain | Res | Type | Group     |
|-----|-------|-----|------|-----------|
| 1   | A0    | 377 | ARG  | Sidechain |
| 1   | A1    | 151 | TYR  | Sidechain |
| 1   | A1    | 377 | ARG  | Sidechain |
| 1   | A2    | 151 | TYR  | Sidechain |
| 1   | A3    | 151 | TYR  | Sidechain |

## 5.2 Too-close contacts [i](#)

In the following table, the Non-H and H(model) columns list the number of non-hydrogen atoms and hydrogen atoms in the chain respectively. The H(added) column lists the number of hydrogen atoms added and optimized by MolProbity. The Clashes column lists the number of clashes within the asymmetric unit, whereas Symm-Clashes lists symmetry-related clashes.

| Mol | Chain | Non-H | H(model) | H(added) | Clashes | Symm-Clashes |
|-----|-------|-------|----------|----------|---------|--------------|
| 1   | A0    | 5648  | 5654     | 5652     | 0       | 0            |

*Continued on next page...*

*Continued from previous page...*

| Mol | Chain | Non-H  | H(model) | H(added) | Clashes | Symm-Clashes |
|-----|-------|--------|----------|----------|---------|--------------|
| 1   | A1    | 5648   | 5654     | 5652     | 2       | 0            |
| 1   | A2    | 5648   | 5654     | 5652     | 2       | 0            |
| 1   | A3    | 5648   | 5654     | 5652     | 2       | 0            |
| 1   | A4    | 5648   | 5654     | 5652     | 1       | 0            |
| 1   | A5    | 5648   | 5654     | 5652     | 3       | 0            |
| 1   | A6    | 5648   | 5654     | 5652     | 1       | 0            |
| 1   | A7    | 5648   | 5654     | 5652     | 1       | 0            |
| 1   | A8    | 5648   | 5654     | 5652     | 2       | 0            |
| 1   | A9    | 5648   | 5654     | 5652     | 1       | 0            |
| 1   | Ac    | 5648   | 5654     | 5652     | 1       | 0            |
| 1   | Ad    | 5648   | 5654     | 5652     | 1       | 0            |
| 1   | Ae    | 5648   | 5654     | 5652     | 2       | 0            |
| 1   | Af    | 5648   | 5654     | 5652     | 2       | 0            |
| 1   | Ag    | 5648   | 5654     | 5652     | 2       | 0            |
| 1   | Ah    | 5648   | 5654     | 5652     | 3       | 0            |
| 1   | Ai    | 5648   | 5654     | 5652     | 0       | 0            |
| 1   | Aj    | 5648   | 5654     | 5652     | 1       | 0            |
| 1   | Ak    | 5648   | 5654     | 5652     | 1       | 0            |
| 1   | Al    | 5648   | 5654     | 5652     | 1       | 0            |
| 1   | Am    | 5648   | 5654     | 5652     | 2       | 0            |
| 1   | An    | 5648   | 5654     | 5652     | 1       | 0            |
| 1   | Ap    | 5648   | 5654     | 5652     | 1       | 0            |
| 1   | Aq    | 5648   | 5654     | 5652     | 3       | 0            |
| 1   | Ar    | 5648   | 5654     | 5652     | 1       | 0            |
| 1   | As    | 5648   | 5654     | 5652     | 2       | 0            |
| 1   | At    | 5648   | 5654     | 5652     | 2       | 0            |
| 1   | Au    | 5648   | 5654     | 5652     | 1       | 0            |
| 1   | Av    | 5648   | 5650     | 5652     | 1       | 0            |
| 1   | Aw    | 5648   | 5654     | 5652     | 2       | 0            |
| 1   | Ax    | 5648   | 5654     | 5652     | 2       | 0            |
| 1   | Ay    | 5648   | 5654     | 5652     | 3       | 0            |
| 1   | Az    | 5648   | 5654     | 5652     | 0       | 0            |
| 1   | BA    | 5648   | 5654     | 5652     | 1       | 0            |
| 1   | BB    | 5648   | 5654     | 5652     | 3       | 0            |
| 1   | BC    | 5648   | 5654     | 5652     | 1       | 0            |
| 1   | BD    | 5648   | 5654     | 5652     | 2       | 0            |
| 1   | BE    | 5648   | 5654     | 5652     | 1       | 0            |
| 1   | BF    | 5648   | 5654     | 5652     | 1       | 0            |
| All | All   | 220272 | 220502   | 220428   | 59      | 0            |

The all-atom clashscore is defined as the number of clashes found per 1000 atoms (including hydrogen atoms). The all-atom clashscore for this structure is 0.

The worst 5 of 59 close contacts within the same asymmetric unit are listed below, sorted by their clash magnitude.

| Atom-1          | Atom-2           | Interatomic distance (Å) | Clash overlap (Å) |
|-----------------|------------------|--------------------------|-------------------|
| 1:A6:384:GLU:HA | 1:A6:403:GLY:HA2 | 1.98                     | 0.46              |
| 1:An:384:GLU:HA | 1:An:403:GLY:HA2 | 1.98                     | 0.46              |
| 1:Am:384:GLU:HA | 1:Am:403:GLY:HA2 | 1.99                     | 0.45              |
| 1:Ac:384:GLU:HA | 1:Ac:403:GLY:HA2 | 1.99                     | 0.45              |
| 1:BD:384:GLU:HA | 1:BD:403:GLY:HA2 | 1.99                     | 0.44              |

There are no symmetry-related clashes.

## 5.3 Torsion angles [i](#)

### 5.3.1 Protein backbone [i](#)

In the following table, the Percentiles column shows the percent Ramachandran outliers of the chain as a percentile score with respect to all PDB entries followed by that with respect to all EM entries.

The Analysed column shows the number of residues for which the backbone conformation was analysed, and the total number of residues.

| Mol | Chain | Analysed      | Favoured  | Allowed | Outliers | Percentiles |     |
|-----|-------|---------------|-----------|---------|----------|-------------|-----|
| 1   | A0    | 699/893 (78%) | 675 (97%) | 24 (3%) | 0        | 100         | 100 |
| 1   | A1    | 699/893 (78%) | 677 (97%) | 22 (3%) | 0        | 100         | 100 |
| 1   | A2    | 699/893 (78%) | 677 (97%) | 22 (3%) | 0        | 100         | 100 |
| 1   | A3    | 699/893 (78%) | 676 (97%) | 23 (3%) | 0        | 100         | 100 |
| 1   | A4    | 699/893 (78%) | 678 (97%) | 21 (3%) | 0        | 100         | 100 |
| 1   | A5    | 699/893 (78%) | 677 (97%) | 22 (3%) | 0        | 100         | 100 |
| 1   | A6    | 699/893 (78%) | 677 (97%) | 22 (3%) | 0        | 100         | 100 |
| 1   | A7    | 699/893 (78%) | 676 (97%) | 23 (3%) | 0        | 100         | 100 |
| 1   | A8    | 699/893 (78%) | 677 (97%) | 22 (3%) | 0        | 100         | 100 |
| 1   | A9    | 699/893 (78%) | 676 (97%) | 23 (3%) | 0        | 100         | 100 |
| 1   | Ac    | 699/893 (78%) | 678 (97%) | 21 (3%) | 0        | 100         | 100 |
| 1   | Ad    | 699/893 (78%) | 677 (97%) | 22 (3%) | 0        | 100         | 100 |
| 1   | Ae    | 699/893 (78%) | 677 (97%) | 22 (3%) | 0        | 100         | 100 |
| 1   | Af    | 699/893 (78%) | 679 (97%) | 20 (3%) | 0        | 100         | 100 |

*Continued on next page...*

*Continued from previous page...*

| Mol | Chain | Analysed          | Favoured    | Allowed  | Outliers | Percentiles |     |
|-----|-------|-------------------|-------------|----------|----------|-------------|-----|
| 1   | Ag    | 699/893 (78%)     | 679 (97%)   | 20 (3%)  | 0        | 100         | 100 |
| 1   | Ah    | 699/893 (78%)     | 677 (97%)   | 22 (3%)  | 0        | 100         | 100 |
| 1   | Ai    | 699/893 (78%)     | 677 (97%)   | 22 (3%)  | 0        | 100         | 100 |
| 1   | Aj    | 699/893 (78%)     | 677 (97%)   | 22 (3%)  | 0        | 100         | 100 |
| 1   | Ak    | 699/893 (78%)     | 678 (97%)   | 21 (3%)  | 0        | 100         | 100 |
| 1   | Al    | 699/893 (78%)     | 677 (97%)   | 22 (3%)  | 0        | 100         | 100 |
| 1   | Am    | 699/893 (78%)     | 677 (97%)   | 22 (3%)  | 0        | 100         | 100 |
| 1   | An    | 699/893 (78%)     | 679 (97%)   | 20 (3%)  | 0        | 100         | 100 |
| 1   | Ap    | 699/893 (78%)     | 679 (97%)   | 20 (3%)  | 0        | 100         | 100 |
| 1   | Aq    | 699/893 (78%)     | 678 (97%)   | 21 (3%)  | 0        | 100         | 100 |
| 1   | Ar    | 699/893 (78%)     | 677 (97%)   | 22 (3%)  | 0        | 100         | 100 |
| 1   | As    | 699/893 (78%)     | 677 (97%)   | 22 (3%)  | 0        | 100         | 100 |
| 1   | At    | 699/893 (78%)     | 678 (97%)   | 21 (3%)  | 0        | 100         | 100 |
| 1   | Au    | 699/893 (78%)     | 678 (97%)   | 21 (3%)  | 0        | 100         | 100 |
| 1   | Av    | 699/893 (78%)     | 677 (97%)   | 22 (3%)  | 0        | 100         | 100 |
| 1   | Aw    | 699/893 (78%)     | 678 (97%)   | 21 (3%)  | 0        | 100         | 100 |
| 1   | Ax    | 699/893 (78%)     | 677 (97%)   | 22 (3%)  | 0        | 100         | 100 |
| 1   | Ay    | 699/893 (78%)     | 677 (97%)   | 22 (3%)  | 0        | 100         | 100 |
| 1   | Az    | 699/893 (78%)     | 677 (97%)   | 22 (3%)  | 0        | 100         | 100 |
| 1   | BA    | 699/893 (78%)     | 677 (97%)   | 22 (3%)  | 0        | 100         | 100 |
| 1   | BB    | 699/893 (78%)     | 678 (97%)   | 21 (3%)  | 0        | 100         | 100 |
| 1   | BC    | 699/893 (78%)     | 678 (97%)   | 21 (3%)  | 0        | 100         | 100 |
| 1   | BD    | 699/893 (78%)     | 677 (97%)   | 22 (3%)  | 0        | 100         | 100 |
| 1   | BE    | 699/893 (78%)     | 676 (97%)   | 23 (3%)  | 0        | 100         | 100 |
| 1   | BF    | 699/893 (78%)     | 676 (97%)   | 23 (3%)  | 0        | 100         | 100 |
| All | All   | 27261/34827 (78%) | 26413 (97%) | 848 (3%) | 0        | 100         | 100 |

There are no Ramachandran outliers to report.

### 5.3.2 Protein sidechains ⓘ

In the following table, the Percentiles column shows the percent sidechain outliers of the chain as a percentile score with respect to all PDB entries followed by that with respect to all EM

entries.

The Analysed column shows the number of residues for which the sidechain conformation was analysed, and the total number of residues.

| Mol | Chain | Analysed      | Rotameric  | Outliers | Percentiles |     |
|-----|-------|---------------|------------|----------|-------------|-----|
| 1   | A0    | 607/755 (80%) | 605 (100%) | 2 (0%)   | 91          | 95  |
| 1   | A1    | 607/755 (80%) | 606 (100%) | 1 (0%)   | 92          | 96  |
| 1   | A2    | 607/755 (80%) | 606 (100%) | 1 (0%)   | 92          | 96  |
| 1   | A3    | 607/755 (80%) | 605 (100%) | 2 (0%)   | 91          | 95  |
| 1   | A4    | 607/755 (80%) | 606 (100%) | 1 (0%)   | 92          | 96  |
| 1   | A5    | 607/755 (80%) | 605 (100%) | 2 (0%)   | 91          | 95  |
| 1   | A6    | 607/755 (80%) | 605 (100%) | 2 (0%)   | 91          | 95  |
| 1   | A7    | 607/755 (80%) | 605 (100%) | 2 (0%)   | 91          | 95  |
| 1   | A8    | 607/755 (80%) | 605 (100%) | 2 (0%)   | 91          | 95  |
| 1   | A9    | 607/755 (80%) | 605 (100%) | 2 (0%)   | 91          | 95  |
| 1   | Ac    | 607/755 (80%) | 605 (100%) | 2 (0%)   | 91          | 95  |
| 1   | Ad    | 607/755 (80%) | 605 (100%) | 2 (0%)   | 91          | 95  |
| 1   | Ae    | 607/755 (80%) | 606 (100%) | 1 (0%)   | 92          | 96  |
| 1   | Af    | 607/755 (80%) | 606 (100%) | 1 (0%)   | 92          | 96  |
| 1   | Ag    | 607/755 (80%) | 605 (100%) | 2 (0%)   | 91          | 95  |
| 1   | Ah    | 607/755 (80%) | 607 (100%) | 0        | 100         | 100 |
| 1   | Ai    | 607/755 (80%) | 606 (100%) | 1 (0%)   | 92          | 96  |
| 1   | Aj    | 607/755 (80%) | 606 (100%) | 1 (0%)   | 92          | 96  |
| 1   | Ak    | 607/755 (80%) | 605 (100%) | 2 (0%)   | 91          | 95  |
| 1   | Al    | 607/755 (80%) | 604 (100%) | 3 (0%)   | 86          | 92  |
| 1   | Am    | 607/755 (80%) | 606 (100%) | 1 (0%)   | 92          | 96  |
| 1   | An    | 607/755 (80%) | 606 (100%) | 1 (0%)   | 92          | 96  |
| 1   | Ap    | 607/755 (80%) | 606 (100%) | 1 (0%)   | 92          | 96  |
| 1   | Aq    | 607/755 (80%) | 606 (100%) | 1 (0%)   | 92          | 96  |
| 1   | Ar    | 607/755 (80%) | 605 (100%) | 2 (0%)   | 91          | 95  |
| 1   | As    | 607/755 (80%) | 605 (100%) | 2 (0%)   | 91          | 95  |
| 1   | At    | 607/755 (80%) | 606 (100%) | 1 (0%)   | 92          | 96  |
| 1   | Au    | 607/755 (80%) | 606 (100%) | 1 (0%)   | 92          | 96  |
| 1   | Av    | 607/755 (80%) | 606 (100%) | 1 (0%)   | 92          | 96  |

*Continued on next page...*

*Continued from previous page...*

| Mol | Chain | Analysed          | Rotameric    | Outliers | Percentiles |    |
|-----|-------|-------------------|--------------|----------|-------------|----|
| 1   | Aw    | 607/755 (80%)     | 605 (100%)   | 2 (0%)   | 91          | 95 |
| 1   | Ax    | 607/755 (80%)     | 605 (100%)   | 2 (0%)   | 91          | 95 |
| 1   | Ay    | 607/755 (80%)     | 606 (100%)   | 1 (0%)   | 92          | 96 |
| 1   | Az    | 607/755 (80%)     | 605 (100%)   | 2 (0%)   | 91          | 95 |
| 1   | BA    | 607/755 (80%)     | 606 (100%)   | 1 (0%)   | 92          | 96 |
| 1   | BB    | 607/755 (80%)     | 604 (100%)   | 3 (0%)   | 86          | 92 |
| 1   | BC    | 607/755 (80%)     | 605 (100%)   | 2 (0%)   | 91          | 95 |
| 1   | BD    | 607/755 (80%)     | 606 (100%)   | 1 (0%)   | 92          | 96 |
| 1   | BE    | 607/755 (80%)     | 606 (100%)   | 1 (0%)   | 92          | 96 |
| 1   | BF    | 607/755 (80%)     | 606 (100%)   | 1 (0%)   | 92          | 96 |
| All | All   | 23673/29445 (80%) | 23614 (100%) | 59 (0%)  | 91          | 96 |

5 of 59 residues with a non-rotameric sidechain are listed below:

| Mol | Chain | Res | Type |
|-----|-------|-----|------|
| 1   | Ak    | 543 | TYR  |
| 1   | BC    | 543 | TYR  |
| 1   | Aq    | 543 | TYR  |
| 1   | BC    | 108 | ASP  |
| 1   | Az    | 342 | GLU  |

Sometimes sidechains can be flipped to improve hydrogen bonding and reduce clashes. 5 of 388 such sidechains are listed below:

| Mol | Chain | Res | Type |
|-----|-------|-----|------|
| 1   | Aq    | 295 | GLN  |
| 1   | Aw    | 494 | GLN  |
| 1   | Ar    | 38  | GLN  |
| 1   | At    | 749 | GLN  |
| 1   | Ax    | 786 | GLN  |

### 5.3.3 RNA ⓘ

There are no RNA molecules in this entry.



## 5.4 Non-standard residues in protein, DNA, RNA chains [i](#)

There are no non-standard protein/DNA/RNA residues in this entry.

## 5.5 Carbohydrates [i](#)

There are no oligosaccharides in this entry.

## 5.6 Ligand geometry [i](#)

There are no ligands in this entry.

## 5.7 Other polymers [i](#)

There are no such residues in this entry.

## 5.8 Polymer linkage issues [i](#)

There are no chain breaks in this entry.


## 6 Map visualisation [i](#)

This section contains visualisations of the EMDB entry EMD-53805. These allow visual inspection of the internal detail of the map and identification of artifacts.

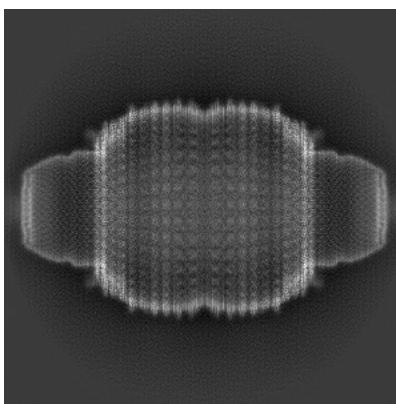
Images derived from a raw map, generated by summing the deposited half-maps, are presented below the corresponding image components of the primary map to allow further visual inspection and comparison with those of the primary map.

### 6.1 Orthogonal projections [i](#)


#### 6.1.1 Primary map



X




Y

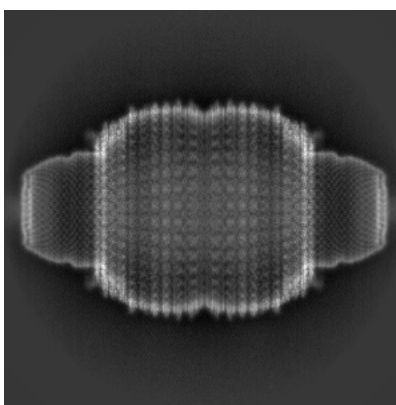


Z

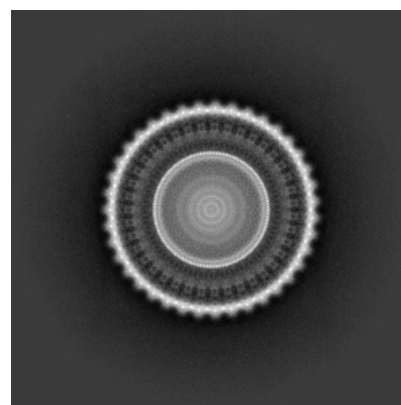
#### 6.1.2 Raw map



X



Y

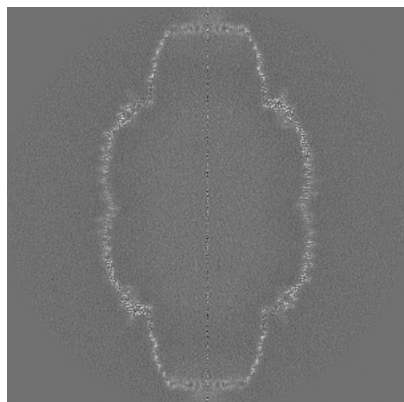


Z

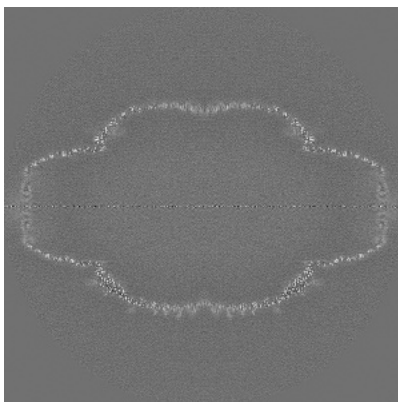
The images above show the map projected in three orthogonal directions.

## 6.2 Central slices [i](#)


### 6.2.1 Primary map



X Index: 320

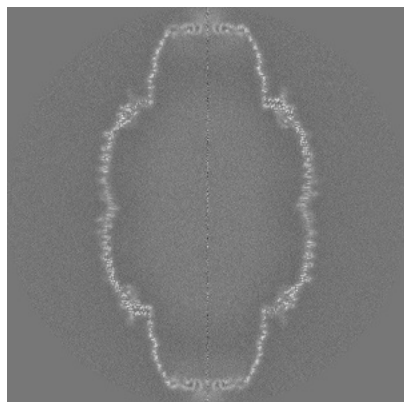


Y Index: 320

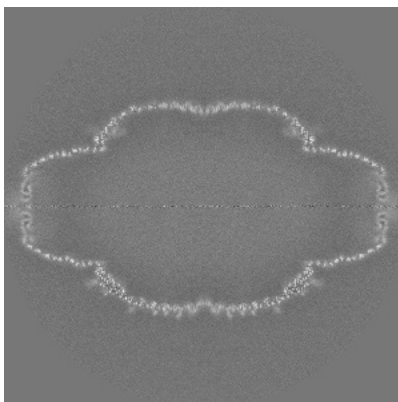


Z Index: 320

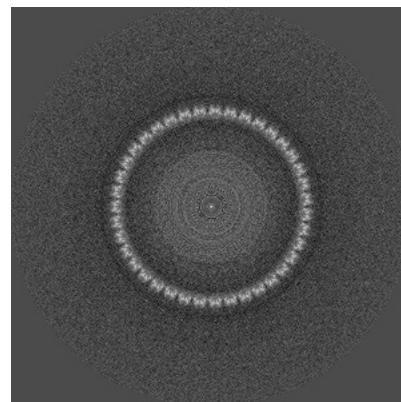
### 6.2.2 Raw map



X Index: 320



Y Index: 320

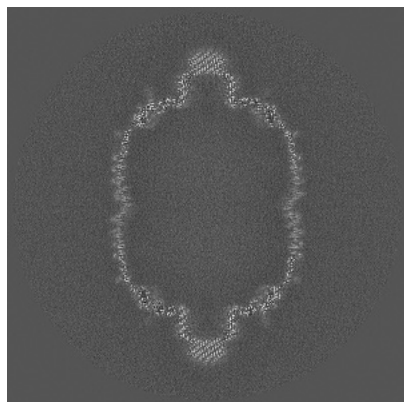


Z Index: 320

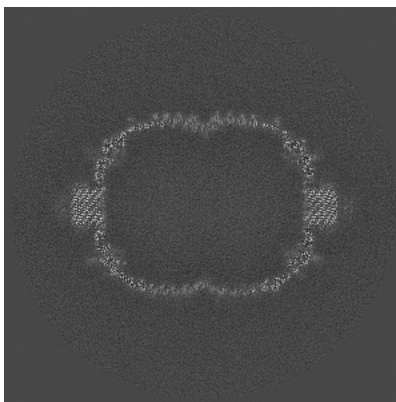
The images above show central slices of the map in three orthogonal directions.

## 6.3 Largest variance slices [i](#)


### 6.3.1 Primary map



X Index: 402

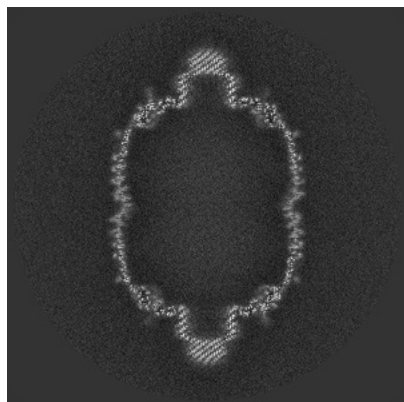


Y Index: 231

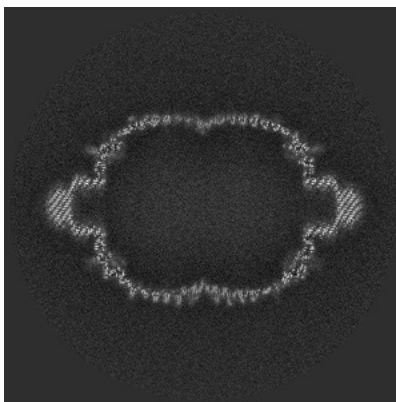


Z Index: 160

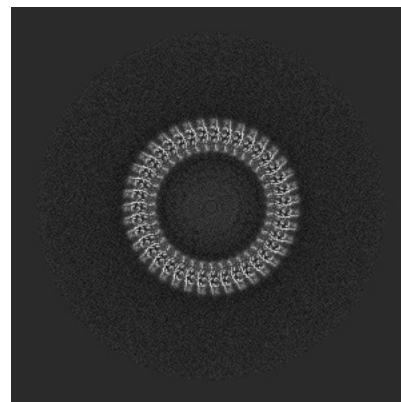
### 6.3.2 Raw map



X Index: 402



Y Index: 238




Z Index: 160

The images above show the largest variance slices of the map in three orthogonal directions.

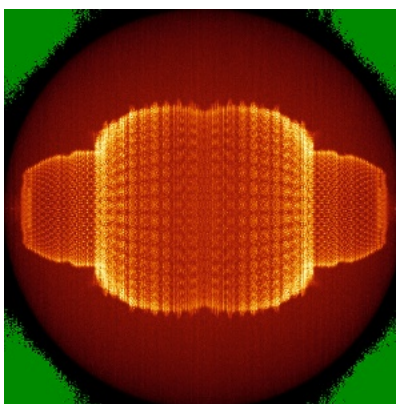


## 6.4 Orthogonal standard-deviation projections (False-color) [i](#)


### 6.4.1 Primary map



X




Y




Z

### 6.4.2 Raw map



X



Y




Z

The images above show the map standard deviation projections with false color in three orthogonal directions. Minimum values are shown in green, max in blue, and dark to light orange shades represent small to large values respectively.


## 6.5 Orthogonal surface views [i](#)

### 6.5.1 Primary map



The images above show the 3D surface view of the map at the recommended contour level 0.00713. These images, in conjunction with the slice images, may facilitate assessment of whether an appropriate contour level has been provided.

### 6.5.2 Raw map



These images show the 3D surface of the raw map. The raw map's contour level was selected so that its surface encloses the same volume as the primary map does at its recommended contour level.

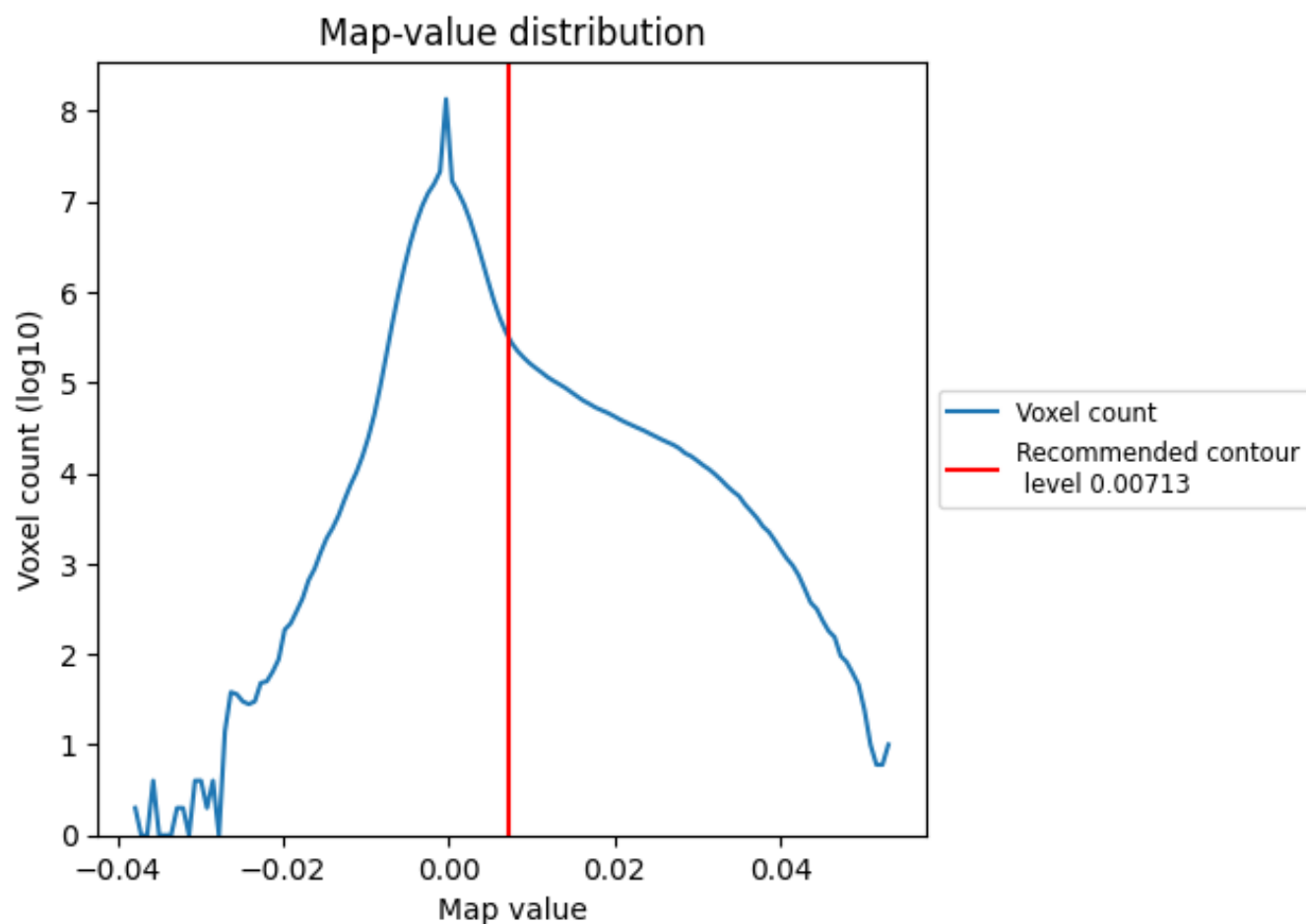
## 6.6 Mask visualisation [i](#)

This section was not generated. No masks/segmentation were deposited.

## 7 Map analysis [i](#)

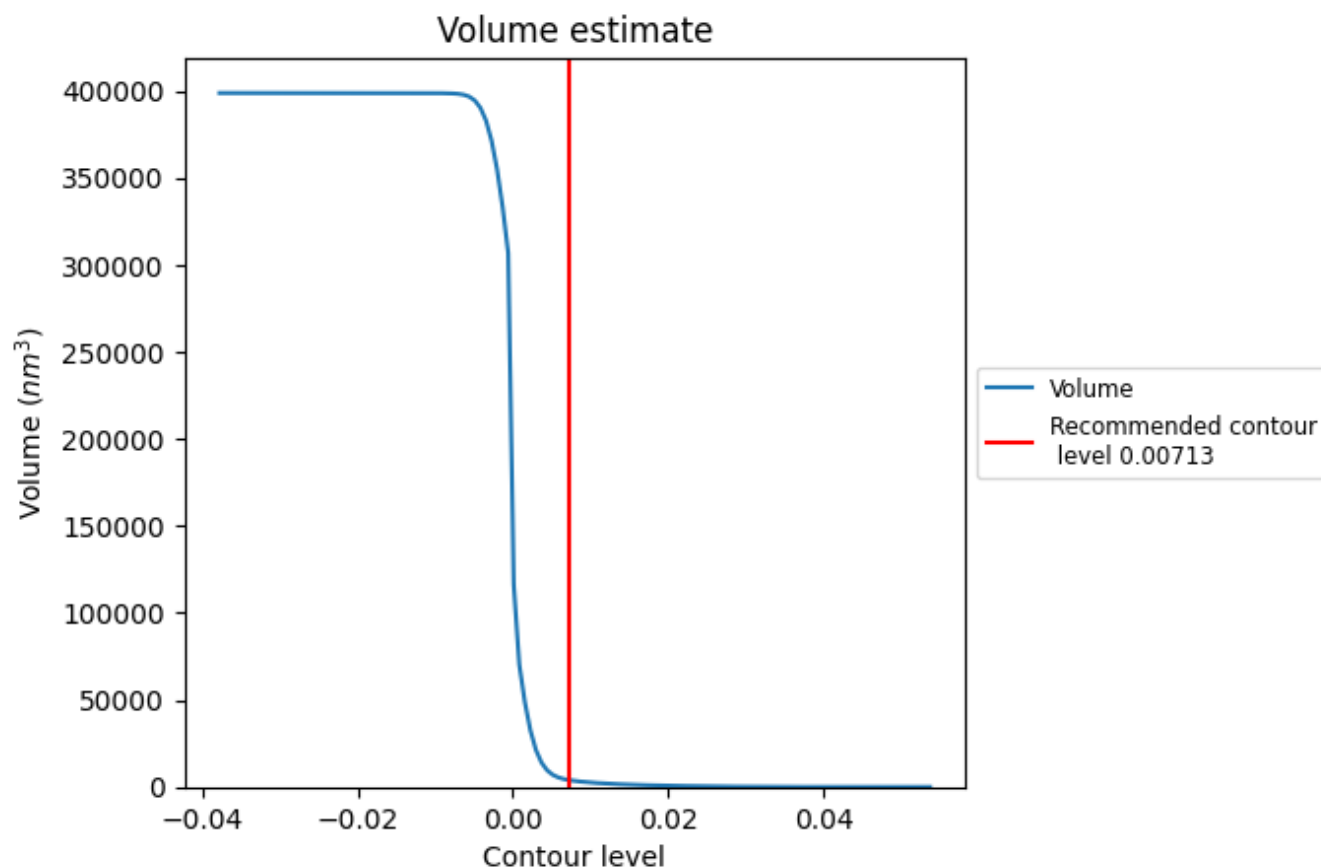
This section contains the results of statistical analysis of the map.

### 7.1 Map-value distribution [i](#)



The map-value distribution is plotted in 128 intervals along the x-axis. The y-axis is logarithmic. A spike in this graph at zero usually indicates that the volume has been masked.

## 7.2 Volume estimate [i](#)

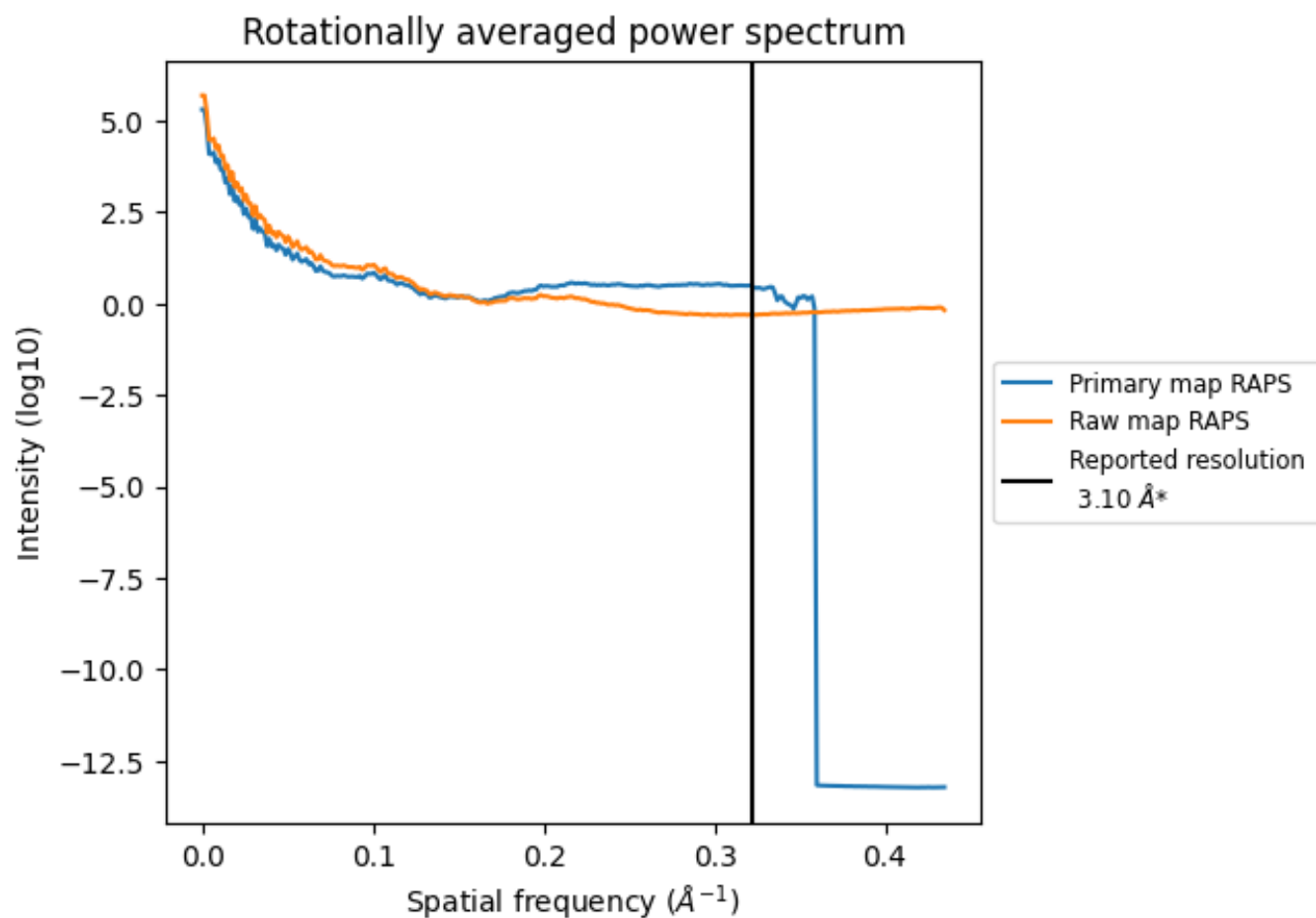


The volume at the recommended contour level is 4041  $\text{nm}^3$ ; this corresponds to an approximate mass of 3650 kDa.

The volume estimate graph shows how the enclosed volume varies with the contour level. The recommended contour level is shown as a vertical line and the intersection between the line and the curve gives the volume of the enclosed surface at the given level.



### 7.3 Rotationally averaged power spectrum ⓘ

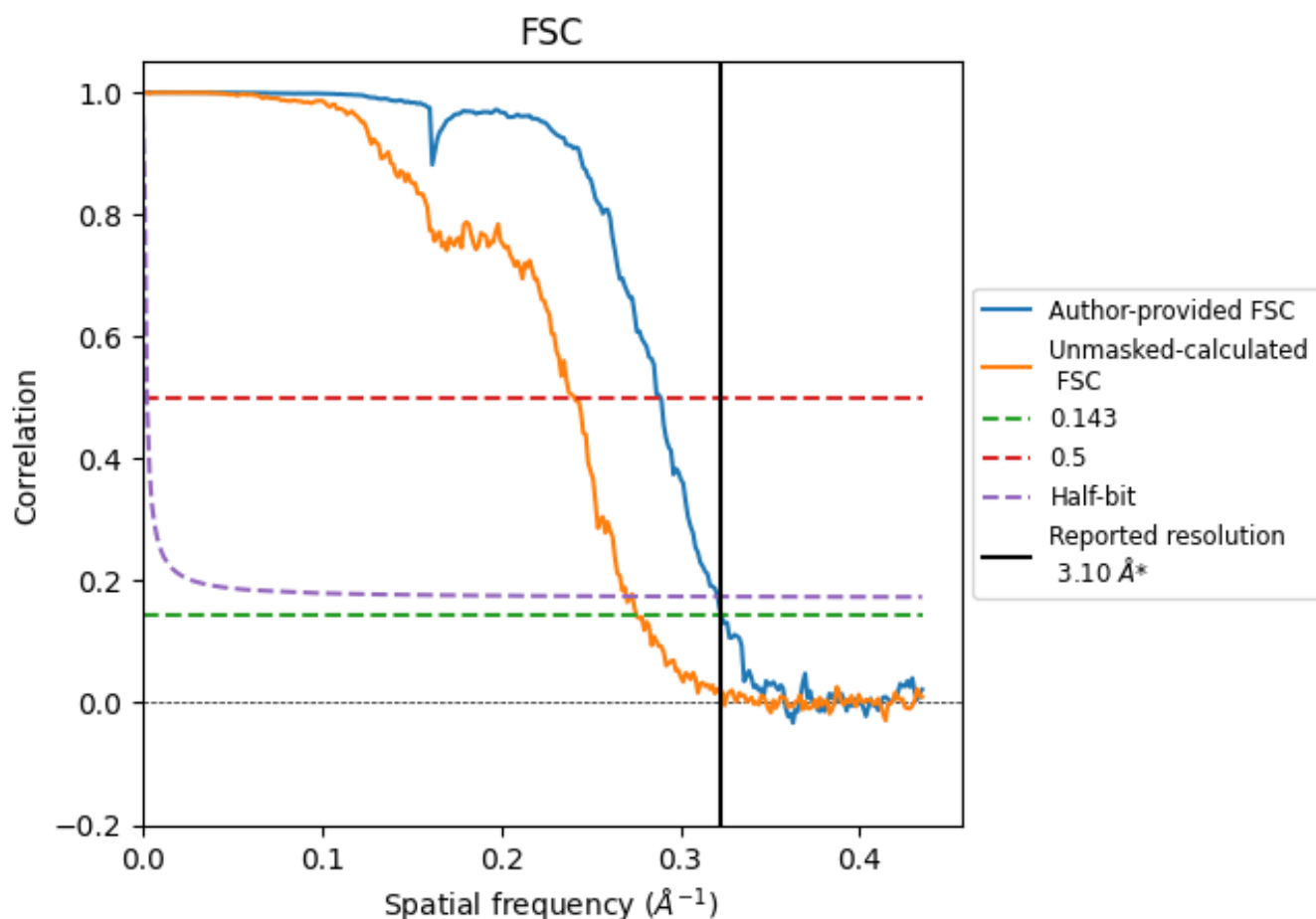


\*Reported resolution corresponds to spatial frequency of 0.323  $\text{\AA}^{-1}$

## 8 Fourier-Shell correlation [i](#)

Fourier-Shell Correlation (FSC) is the most commonly used method to estimate the resolution of single-particle and subtomogram-averaged maps. The shape of the curve depends on the imposed symmetry, mask and whether or not the two 3D reconstructions used were processed from a common reference. The reported resolution is shown as a black line. A curve is displayed for the half-bit criterion in addition to lines showing the 0.143 gold standard cut-off and 0.5 cut-off.

### 8.1 FSC [i](#)



\*Reported resolution corresponds to spatial frequency of 0.323  $\text{\AA}^{-1}$

## 8.2 Resolution estimates [i](#)


| Resolution estimate (Å)   | Estimation criterion (FSC cut-off) |      |          |
|---------------------------|------------------------------------|------|----------|
|                           | 0.143                              | 0.5  | Half-bit |
| Reported by author        | 3.10                               | -    | -        |
| Author-provided FSC curve | 3.10                               | 3.46 | 3.12     |
| Unmasked-calculated*      | 3.63                               | 4.15 | 3.71     |

\*Resolution estimate based on FSC curve calculated by comparison of deposited half-maps. The value from deposited half-maps intersecting FSC 0.143 CUT-OFF 3.63 differs from the reported value 3.1 by more than 10 %

## 9 Map-model fit [i](#)


This section contains information regarding the fit between EMDB map EMD-53805 and PDB model 9R86. Per-residue inclusion information can be found in section [3](#) on page [8](#).

### 9.1 Map-model overlay [i](#)




The images above show the 3D surface view of the map at the recommended contour level 0.00713 at 50% transparency in yellow overlaid with a ribbon representation of the model coloured in blue. These images allow for the visual assessment of the quality of fit between the atomic model and the map.

## 9.2 Q-score mapped to coordinate model [i](#)



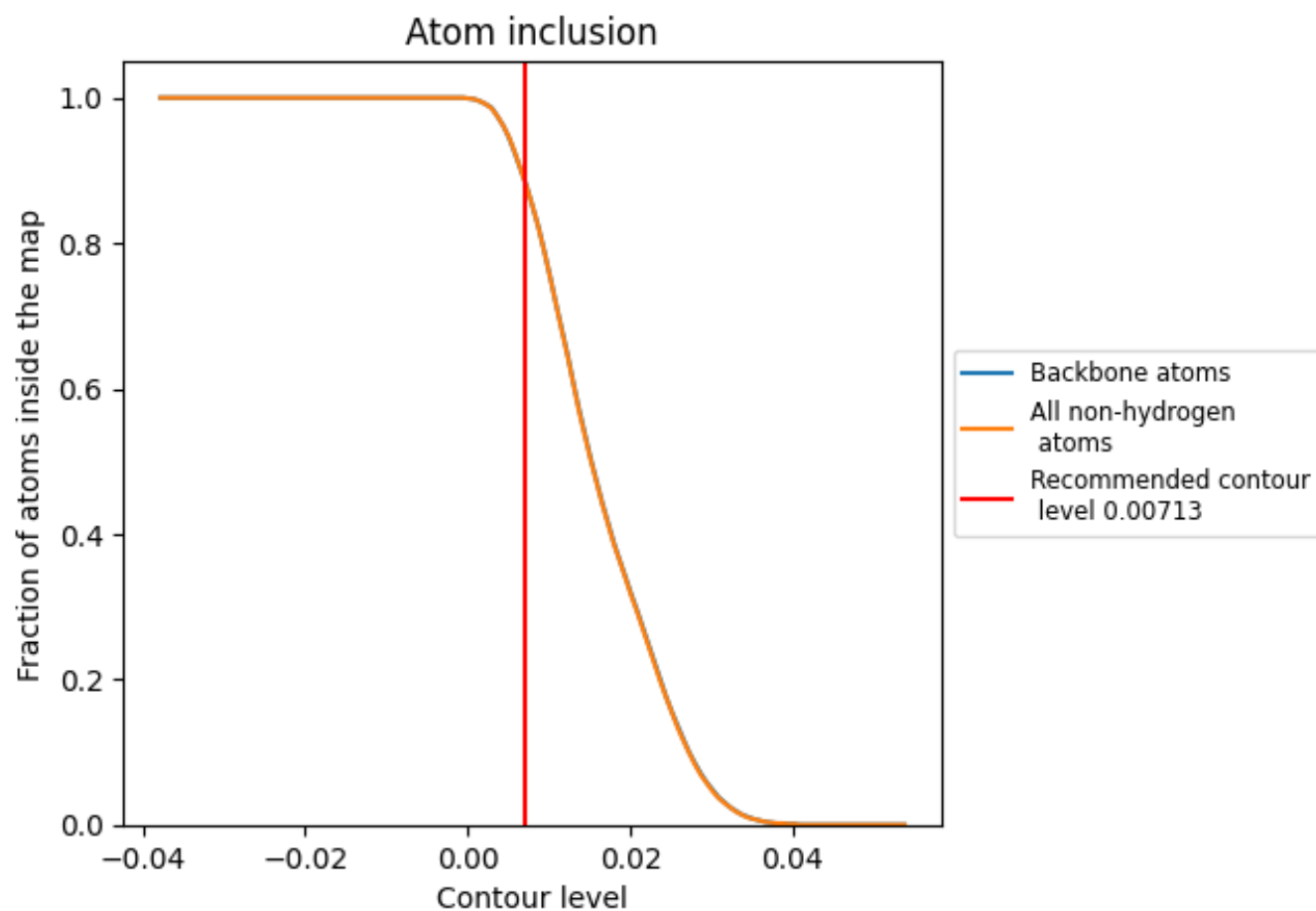
The images above show the model with each residue coloured according to its Q-score. This shows their resolvability in the map with higher Q-score values reflecting better resolvability. Please note: Q-score is calculating the resolvability of atoms, and thus high values are only expected at resolutions at which atoms can be resolved. Low Q-score values may therefore be expected for many entries.

## 9.3 Atom inclusion mapped to coordinate model [i](#)



The images above show the model with each residue coloured according to its atom inclusion. This shows to what extent they are inside the map at the recommended contour level (0.00713).







































































## 9.4 Atom inclusion [i](#)



At the recommended contour level, 88% of all backbone atoms, 88% of all non-hydrogen atoms, are inside the map.

## 9.5 Map-model fit summary ⓘ







The table lists the average atom inclusion at the recommended contour level (0.00713) and Q-score for the entire model and for each chain.

| Chain | Atom inclusion   | Q-score  |
|-------|--|--|
| All   |  0.8820   |  0.5450   |
| A0    |  0.8940   |  0.5480   |
| A1    |  0.8900   |  0.5440   |
| A2    |  0.8910   |  0.5440   |
| A3    |  0.8930   |  0.5440   |
| A4    |  0.8880   |  0.5440   |
| A5    |  0.8920   |  0.5460   |
| A6    |  0.8920   |  0.5440   |
| A7    |  0.8890   |  0.5450   |
| A8    |  0.8890   |  0.5450   |
| A9    |  0.8910   |  0.5440   |
| Ac    |  0.8930   |  0.5450   |
| Ad    |  0.8900   |  0.5440   |
| Ae    |  0.8890   |  0.5440   |
| Af    |  0.8890  |  0.5440  |
| Ag    |  0.8900 |  0.5440 |
| Ah    |  0.8910 |  0.5450 |
| Ai    |  0.8890 |  0.5450 |
| Aj    |  0.8880 |  0.5450 |
| Ak    |  0.8910 |  0.5450 |
| Al    |  0.8890 |  0.5440 |
| Am    |  0.8910 |  0.5450 |
| An    |  0.8900 |  0.5450 |
| Ap    |  0.8910 |  0.5450 |
| Aq    |  0.8920 |  0.5440 |
| Ar    |  0.8910 |  0.5450 |
| As    |  0.8910 |  0.5450 |
| At    |  0.8890 |  0.5440 |
| Au    |  0.8890 |  0.5440 |
| Av    |  0.8910 |  0.5450 |
| Aw    |  0.8900 |  0.5440 |
| Ax    |  0.8920 |  0.5440 |
| Ay    |  0.8940 |  0.5450 |
| Az    |  0.8920 |  0.5460 |
| BA    |  0.8910 |  0.5440 |



*Continued on next page...*

*Continued from previous page...*

| Chain | Atom inclusion   | Q-score  |
|-------|--|--|
| BB    |  0.8910 |  0.5450 |
| BC    |  0.8880 |  0.5450 |
| BD    |  0.8900 |  0.5450 |
| BE    |  0.8930 |  0.5450 |
| BF    |  0.8920 |  0.5440 |