



## Full wwPDB EM Validation Report ⓘ

Nov 3, 2025 – 09:01 pm GMT

PDB ID : 9SOB / pdb\_00009sob  
EMDB ID : EMD-54657  
Title : Structural Model of the Nuclear Pore Complex in Arabidopsis thaliana  
Authors : Obarska-Kosinska, A.; Sanchez Carrillo, I.B.; Hoffmann, P.C.; Fourcassie, V.; Beck, M.; Germain, H.  
Deposited on : 2025-09-12  
Resolution : 35.00 Å(reported)

This is a Full wwPDB EM Validation Report for a publicly released PDB entry.

We welcome your comments at [validation@mail.wwpdb.org](mailto:validation@mail.wwpdb.org)

A user guide is available at

<https://www.wwpdb.org/validation/2017/EMValidationReportHelp>  
with specific help available everywhere you see the ⓘ symbol.

The types of validation reports are described at

<http://www.wwpdb.org/validation/2017/FAQs#types>.

---

The following versions of software and data (see [references ⓘ](#)) were used in the production of this report:

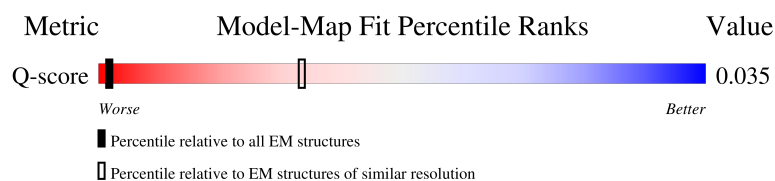
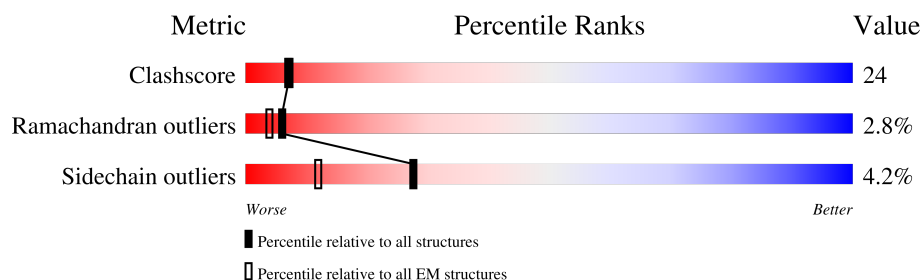
EMDB validation analysis : 0.0.1.dev129  
MolProbity : 4-5-2 with Phenix2.0  
Percentile statistics : 20231227.v01 (using entries in the PDB archive December 27th 2023)  
EM percentile statistics : 202505.v01 (Using data in the EMDB archive up until May 2025)  
MapQ : 1.9.13  
Ideal geometry (proteins) : Engh & Huber (2001)  
Ideal geometry (DNA, RNA) : Parkinson et al. (1996)  
Validation Pipeline (wwPDB-VP) : 2.46

# 1 Overall quality at a glance

The following experimental techniques were used to determine the structure:  
*ELECTRON MICROSCOPY*

The reported resolution of this entry is 35.00 Å.

Percentile scores (ranging between 0-100) for global validation metrics of the entry are shown in the following graphic. The table shows the number of entries on which the scores are based.



Metric	Whole archive (#Entries)	EM structures (#Entries)	Similar EM resolution (#Entries, resolution range(Å))
Clashscore	210492	15764	-
Ramachandran outliers	207382	16835	-
Sidechain outliers	206894	16415	-
Q-score	-	25397	3 ( 33.00 - 33.00 )

The table below summarises the geometric issues observed across the polymeric chains and their fit to the map. The red, orange, yellow and green segments of the bar indicate the fraction of residues that contain outliers for  $\geq 3$ , 2, 1 and 0 types of geometric quality criteria respectively. A grey segment represents the fraction of residues that are not modelled. The numeric value for each fraction is indicated below the corresponding segment, with a dot representing fractions  $\leq 5\%$ . The upper red bar (where present) indicates the fraction of residues that have poor fit to the EM map (all-atom inclusion  $< 40\%$ ). The numeric value is given above the bar.

Mol	Chain	Length	Quality of chain
1	R	1495	
1	R16	1495	
1	R8	1495	
2	M	704	

*Continued on next page...*

Continued from previous page...

Mol	Chain	Length	Quality of chain
2	M16	704	
2	M8	704	
3	N	302	
3	N16	302	
3	N8	302	
4	T	684	
4	T16	684	
4	T8	684	
5	P	716	
5	P16	716	
5	P8	716	
6	O	326	
6	O16	326	
6	O8	326	
7	Q	361	
7	Q16	361	
7	Q8	361	
8	L	977	
8	L16	977	
8	L8	977	
9	K	709	
9	K16	709	
9	K8	709	
10	C	1838	
10	C16	1838	

Continued on next page...

Continued from previous page...

Mol	Chain	Length	Quality of chain
10	C24	1838	
10	C32	1838	
10	C8	1838	
11	A16	860	
11	A24	860	
11	A32	860	
11	A40	860	
12	A	763	
12	A48	763	
13	V	196	
14	W	810	
15	J	185	
16	A8	63	
17	F	28	
17	F16	28	
17	F24	28	
17	F8	28	
18	B	1965	
18	B8	1965	
19	4	447	
19	48	447	
20	E	519	
20	E8	519	
21	H	254	
21	H16	254	

Continued on next page...

Continued from previous page...

Mol	Chain	Length	Quality of chain
21	H24	254	
21	H8	254	
22	I	237	
22	I16	237	
22	I24	237	
22	I8	237	
23	J16	197	
23	J24	197	
23	J32	197	
23	J8	197	
24	D	1464	
24	D16	1464	
24	D24	1464	
24	D32	1464	
24	D40	1464	
24	D8	1464	

## 2 Entry composition [i](#)

There are 24 unique types of molecules in this entry. The entry contains 402561 atoms, of which 0 are hydrogens and 0 are deuteriums.

In the tables below, the AltConf column contains the number of residues with at least one atom in alternate conformation and the Trace column contains the number of residues modelled with at most 2 atoms.

- Molecule 1 is a protein called Nuclear pore complex protein NUP160.

Mol	Chain	Residues	Atoms					AltConf	Trace
1	R	1464	Total	C	N	O	S	0	0
			11593	7388	1952	2188	65		
1	R8	1464	Total	C	N	O	S	0	0
			11593	7388	1952	2188	65		
1	R16	1464	Total	C	N	O	S	0	0
			11593	7388	1952	2188	65		

- Molecule 2 is a protein called Nuclear pore complex protein NUP96.

Mol	Chain	Residues	Atoms					AltConf	Trace
2	M	696	Total	C	N	O	S	0	0
			5598	3577	939	1054	28		
2	M8	696	Total	C	N	O	S	0	0
			5598	3577	939	1054	28		
2	M16	696	Total	C	N	O	S	0	0
			5598	3577	939	1054	28		

- Molecule 3 is a protein called Protein transport protein SEC13 homolog B.

Mol	Chain	Residues	Atoms					AltConf	Trace
3	N	302	Total	C	N	O	S	0	0
			2302	1451	398	444	9		
3	N8	302	Total	C	N	O	S	0	0
			2302	1451	398	444	9		
3	N16	302	Total	C	N	O	S	0	0
			2302	1451	398	444	9		

- Molecule 4 is a protein called E3 ubiquitin-protein ligase HOS1.

Mol	Chain	Residues	Atoms					AltConf	Trace
4	T	684	Total	C	N	O	S	0	0
			5498	3453	960	1049	36		

*Continued on next page...*

*Continued from previous page...*

Mol	Chain	Residues	Atoms					AltConf	Trace
4	T8	684	Total	C	N	O	S	0	0
			5498	3453	960	1049	36		
4	T16	684	Total	C	N	O	S	0	0
			5498	3453	960	1049	36		

- Molecule 5 is a protein called Nuclear pore complex protein NUP85.

Mol	Chain	Residues	Atoms					AltConf	Trace
5	P	708	Total	C	N	O	S	0	0
			5620	3572	974	1041	33		
5	P8	708	Total	C	N	O	S	0	0
			5620	3572	974	1041	33		
5	P16	708	Total	C	N	O	S	0	0
			5620	3572	974	1041	33		

- Molecule 6 is a protein called Protein SEH1.

Mol	Chain	Residues	Atoms					AltConf	Trace
6	O	303	Total	C	N	O	S	0	0
			2336	1467	387	468	14		
6	O8	303	Total	C	N	O	S	0	0
			2336	1467	387	468	14		
6	O16	303	Total	C	N	O	S	0	0
			2336	1467	387	468	14		

- Molecule 7 is a protein called Nuclear pore complex protein NUP43.

Mol	Chain	Residues	Atoms					AltConf	Trace
7	Q	361	Total	C	N	O	S	0	0
			2770	1732	480	546	12		
7	Q8	361	Total	C	N	O	S	0	0
			2770	1732	480	546	12		
7	Q16	361	Total	C	N	O	S	0	0
			2770	1732	480	546	12		

- Molecule 8 is a protein called Nuclear pore complex protein NUP107.

Mol	Chain	Residues	Atoms					AltConf	Trace
8	L	974	Total	C	N	O	S	0	0
			7770	4912	1322	1481	55		
8	L8	974	Total	C	N	O	S	0	0
			7770	4912	1322	1481	55		

*Continued on next page...*

*Continued from previous page...*

Mol	Chain	Residues	Atoms					AltConf	Trace
8	L16	974	Total	C	N	O	S	0	0
			7770	4912	1322	1481	55		

- Molecule 9 is a protein called Nuclear pore complex protein NUP133.

Mol	Chain	Residues	Atoms					AltConf	Trace
9	K	705	Total	C	N	O	S	0	0
			5695	3569	992	1104	30		
9	K8	705	Total	C	N	O	S	0	0
			5695	3569	992	1104	30		
9	K16	705	Total	C	N	O	S	0	0
			5696	3569	992	1105	30		

- Molecule 10 is a protein called Nuclear pore complex protein NUP205.

Mol	Chain	Residues	Atoms					AltConf	Trace
10	C16	1838	Total	C	N	O	S	0	0
			14529	9239	2457	2763	70		
10	C24	1838	Total	C	N	O	S	0	0
			14529	9239	2457	2763	70		
10	C	1824	Total	C	N	O	S	0	0
			14402	9155	2437	2740	70		
10	C8	1793	Total	C	N	O	S	0	0
			14177	9023	2397	2687	70		
10	C32	1838	Total	C	N	O	S	0	0
			14529	9239	2457	2763	70		

- Molecule 11 is a protein called Nuclear pore complex protein NUP93A.

Mol	Chain	Residues	Atoms					AltConf	Trace
11	A24	818	Total	C	N	O	S	0	0
			6472	4058	1154	1227	33		
11	A40	818	Total	C	N	O	S	0	0
			6472	4058	1154	1227	33		
11	A16	818	Total	C	N	O	S	0	0
			6472	4058	1154	1227	33		
11	A32	818	Total	C	N	O	S	0	0
			6472	4058	1154	1227	33		

- Molecule 12 is a protein called Nuclear pore complex protein NUP93A.



Mol	Chain	Residues	Atoms					AltConf	Trace
12	A	723	Total	C	N	O	S	0	0
			5726	3594	1023	1078	31		
12	A48	726	Total	C	N	O	S	0	0
			5752	3612	1026	1083	31		

- Molecule 13 is a protein called Nuclear pore complex protein NUP214.

Mol	Chain	Residues	Atoms					AltConf	Trace
13	V	196	Total	C	N	O	S	0	0
			1590	987	289	304	10		

- Molecule 14 is a protein called Nuclear pore complex protein NUP88.

Mol	Chain	Residues	Atoms					AltConf	Trace
14	W	787	Total	C	N	O	S	0	0
			6141	3886	1047	1185	23		

- Molecule 15 is a protein called Nuclear pore complex protein NUP62.

Mol	Chain	Residues	Atoms					AltConf	Trace
15	J	185	Total	C	N	O	S	0	0
			1504	923	266	310	5		

- Molecule 16 is a protein called Nuclear pore complex protein NUP93A.

Mol	Chain	Residues	Atoms					AltConf	Trace
16	A8	63	Total	C	N	O	S	0	0
			523	326	90	102	5		

- Molecule 17 is a protein called Nuclear pore complex protein NUP35.

Mol	Chain	Residues	Atoms					AltConf	Trace
17	F8	28	Total	C	N	O	S	0	0
			213	133	31	48	1		
17	F	28	Total	C	N	O	S	0	0
			213	133	31	48	1		
17	F24	28	Total	C	N	O	S	0	0
			213	133	31	48	1		
17	F16	28	Total	C	N	O	S	0	0
			213	133	31	48	1		

- Molecule 18 is a protein called Nucleoporin (DUF3414).

Mol	Chain	Residues	Atoms					AltConf	Trace
18	B	1965	Total	C	N	O	S	0	0
			15417	9887	2528	2913	89		
18	B8	1965	Total	C	N	O	S	0	0
			15417	9887	2528	2913	89		

- Molecule 19 is a protein called Aladin.

Mol	Chain	Residues	Atoms					AltConf	Trace
19	4	447	Total	C	N	O	S	0	0
			3413	2155	583	659	16		
19	48	447	Total	C	N	O	S	0	0
			3413	2155	583	659	16		

- Molecule 20 is a protein called Nucleoporin protein Ndc1-Nup protein.

Mol	Chain	Residues	Atoms					AltConf	Trace
20	E	519	Total	C	N	O	S	0	0
			4057	2648	667	727	15		
20	E8	519	Total	C	N	O	S	0	0
			4057	2648	667	727	15		

- Molecule 21 is a protein called Nuclear pore complex protein NUP54.

Mol	Chain	Residues	Atoms					AltConf	Trace
21	H	254	Total	C	N	O	S	0	0
			2023	1254	366	392	11		
21	H8	254	Total	C	N	O	S	0	0
			2023	1254	366	392	11		
21	H24	254	Total	C	N	O	S	0	0
			2023	1254	366	392	11		
21	H16	254	Total	C	N	O	S	0	0
			2023	1254	366	392	11		

- Molecule 22 is a protein called NUP58.

Mol	Chain	Residues	Atoms					AltConf	Trace
22	I	237	Total	C	N	O	S	0	0
			1939	1219	351	359	10		
22	I8	237	Total	C	N	O	S	0	0
			1939	1219	351	359	10		
22	I24	237	Total	C	N	O	S	0	0
			1939	1219	351	359	10		

*Continued on next page...*

*Continued from previous page...*

Mol	Chain	Residues	Atoms					AltConf	Trace
22	I16	237	Total	C	N	O	S	0	0
			1939	1219	351	359	10		

- Molecule 23 is a protein called Nuclear pore complex protein NUP62.

Mol	Chain	Residues	Atoms					AltConf	Trace
23	J32	197	Total	C	N	O	S	0	0
			1601	983	284	327	7		
23	J8	197	Total	C	N	O	S	0	0
			1601	983	284	327	7		
23	J24	197	Total	C	N	O	S	0	0
			1601	983	284	327	7		
23	J16	197	Total	C	N	O	S	0	0
			1601	983	284	327	7		


- Molecule 24 is a protein called Nuclear pore complex protein NUP155.

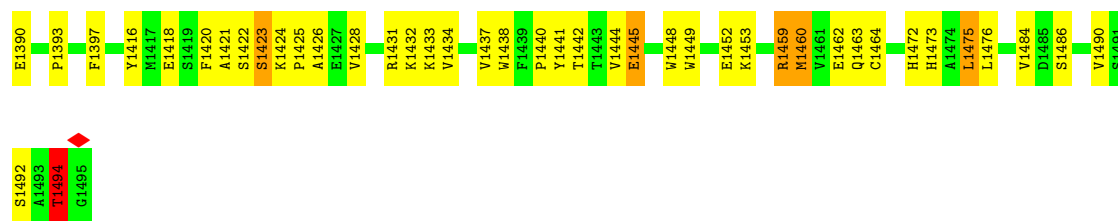
Mol	Chain	Residues	Atoms					AltConf	Trace
24	D	1453	Total	C	N	O	S	0	0
			11141	6950	1960	2168	63		
24	D8	1453	Total	C	N	O	S	0	0
			11141	6950	1960	2168	63		
24	D16	1453	Total	C	N	O	S	0	0
			11141	6950	1960	2168	63		
24	D24	1453	Total	C	N	O	S	0	0
			11141	6950	1960	2168	63		
24	D32	1453	Total	C	N	O	S	0	0
			11141	6950	1960	2168	63		
24	D40	1453	Total	C	N	O	S	0	0
			11141	6950	1960	2168	63		

### 3 Residue-property plots

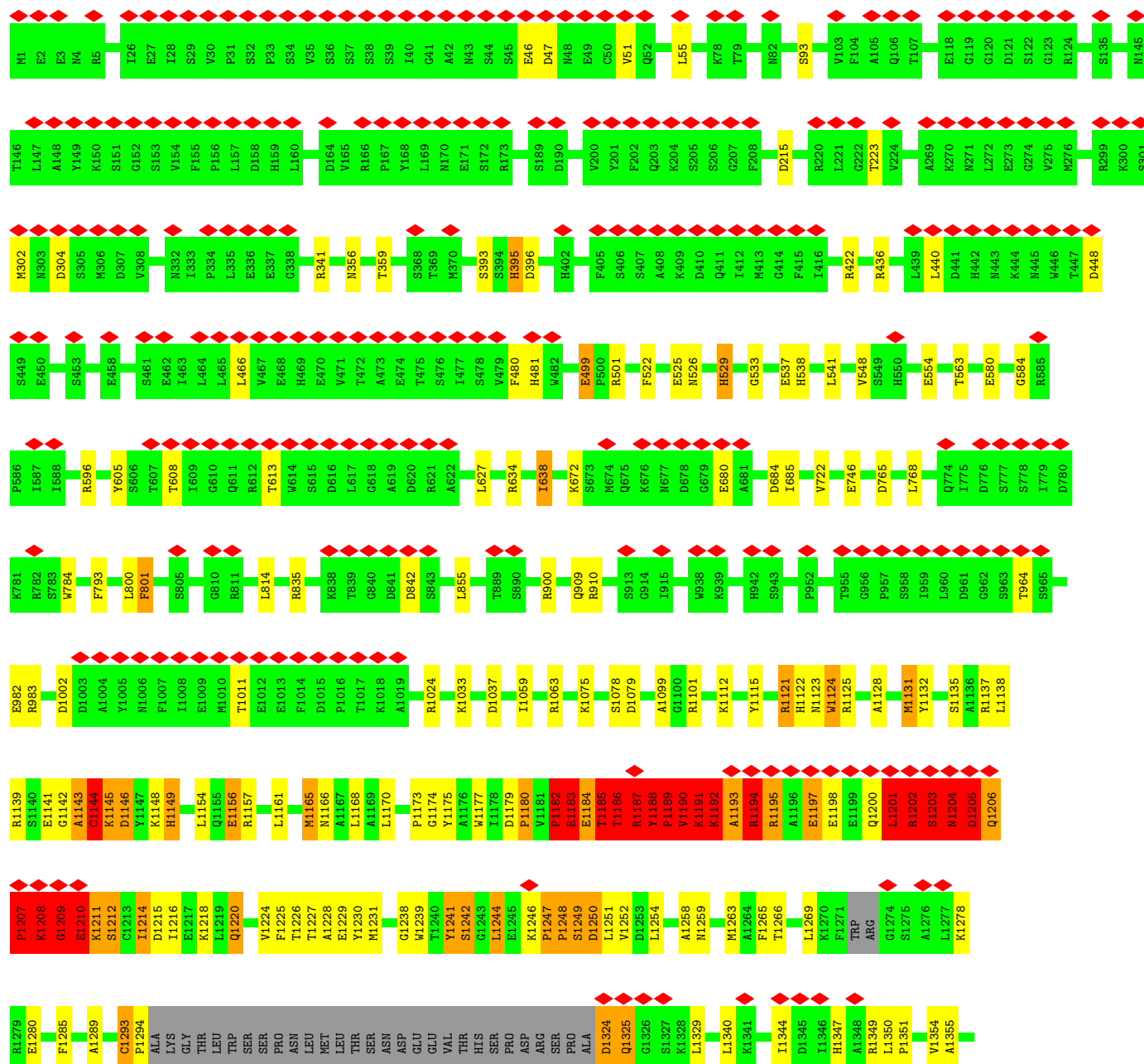
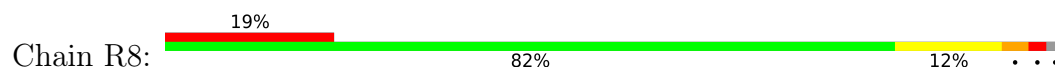
These plots are drawn for all protein, RNA, DNA and oligosaccharide chains in the entry. The first graphic for a chain summarises the proportions of the various outlier classes displayed in the second graphic. The second graphic shows the sequence view annotated by issues in geometry and atom inclusion in map density. Residues are color-coded according to the number of geometric quality criteria for which they contain at least one outlier: green = 0, yellow = 1, orange = 2 and red = 3 or more. A red diamond above a residue indicates a poor fit to the EM map for this residue (all-atom inclusion < 40%). Stretches of 2 or more consecutive residues without any outlier are shown as a green connector. Residues present in the sample, but not in the model, are shown in grey.

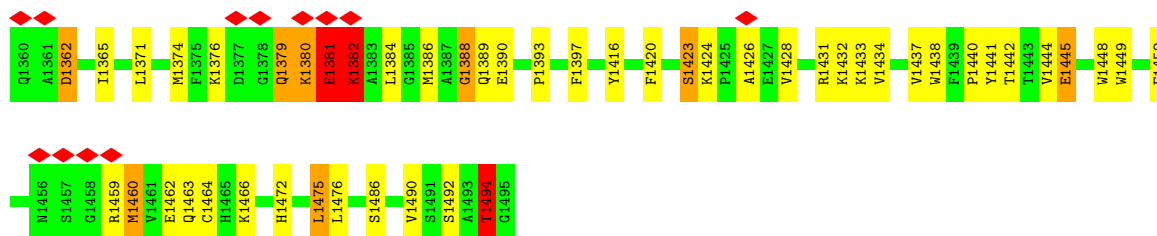
- Molecule 1: Nuclear pore complex protein NUP160




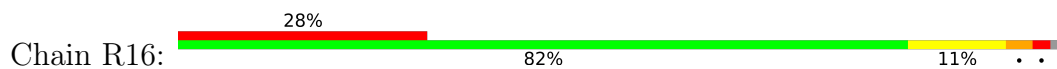


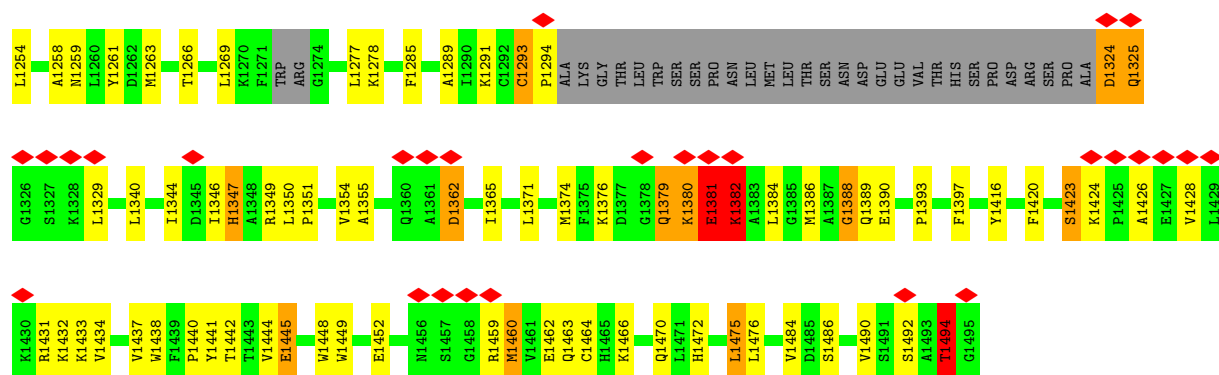
• Molecule 1: Nuclear pore complex protein NUP160



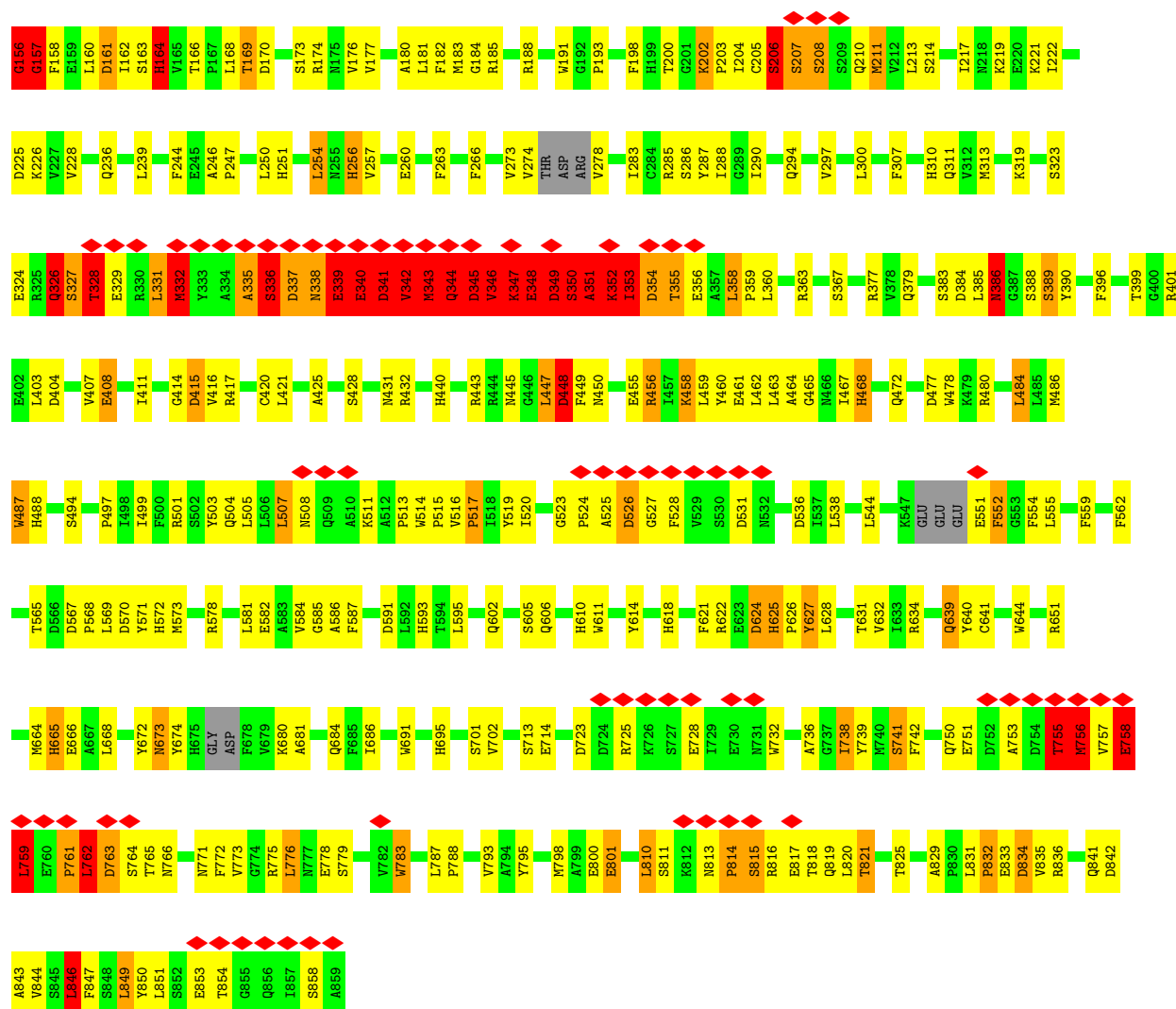


• Molecule 1: Nuclear pore complex protein NUP160



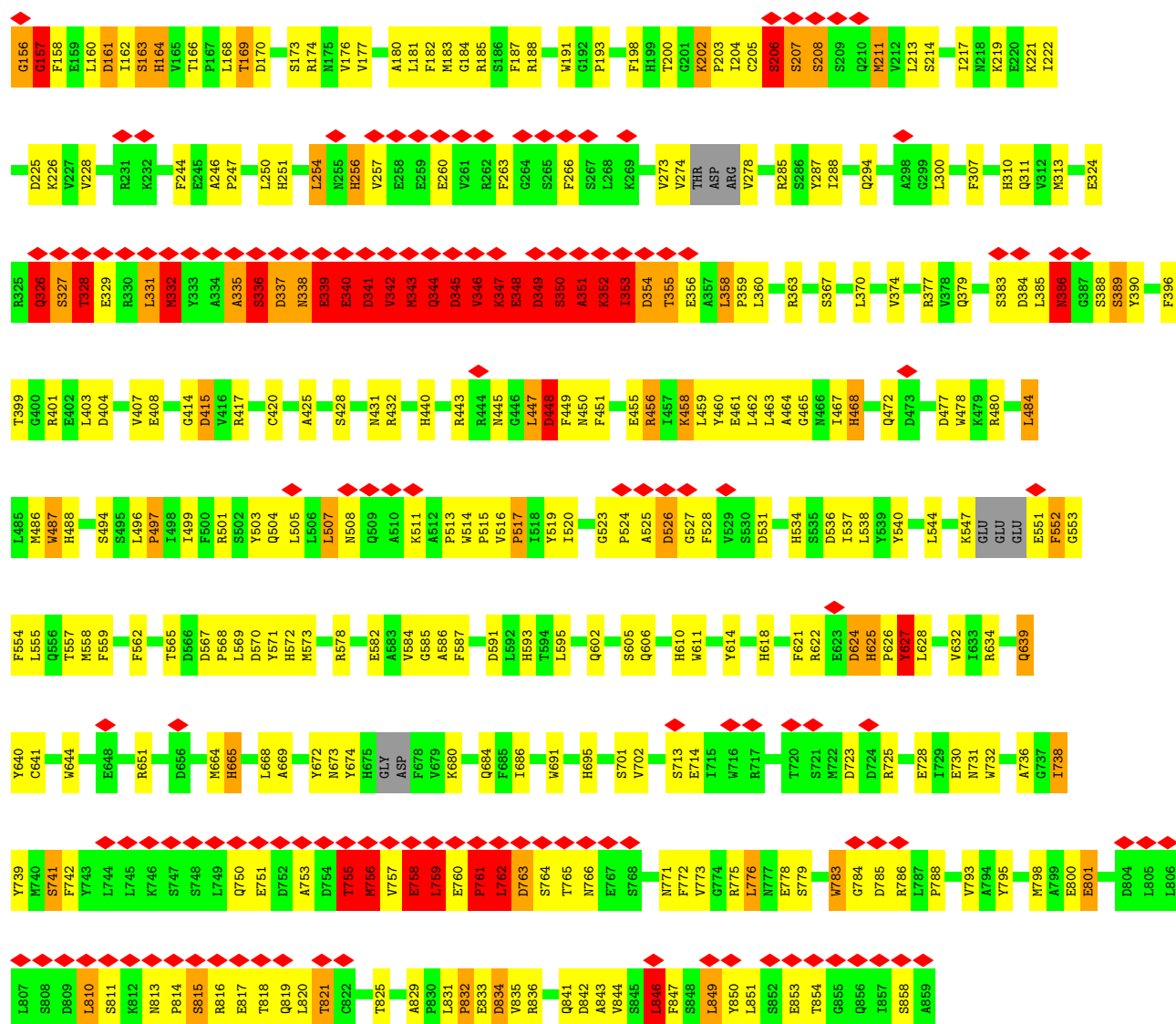


• Molecule 2: Nuclear pore complex protein NUP96



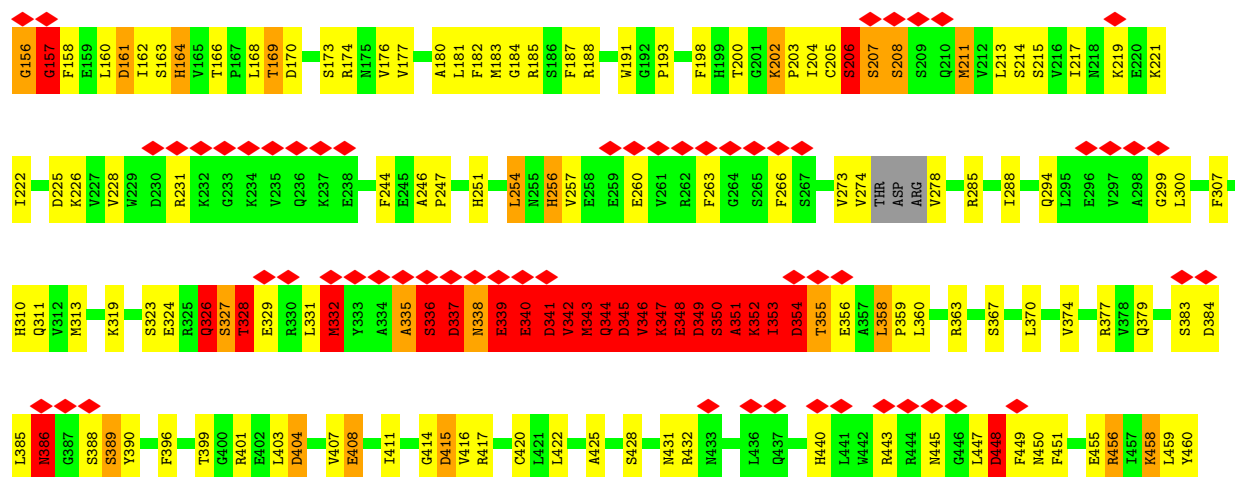
• Molecule 2: Nuclear pore complex protein NUP96



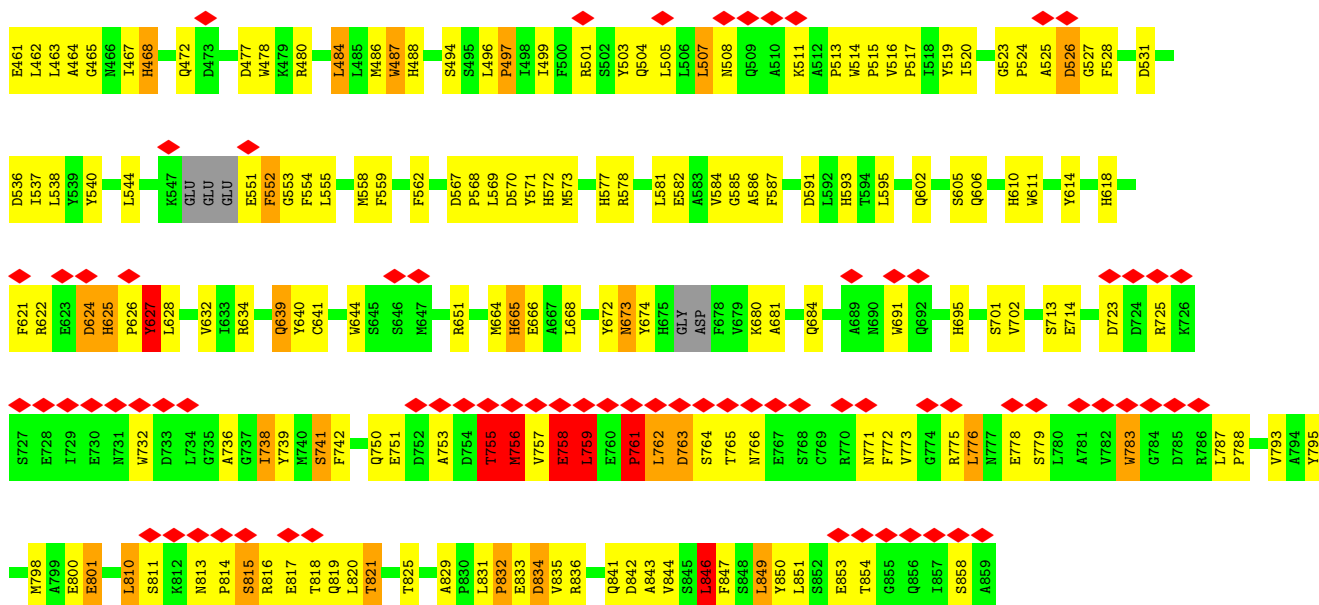


• Molecule 2: Nuclear pore complex protein NUP96

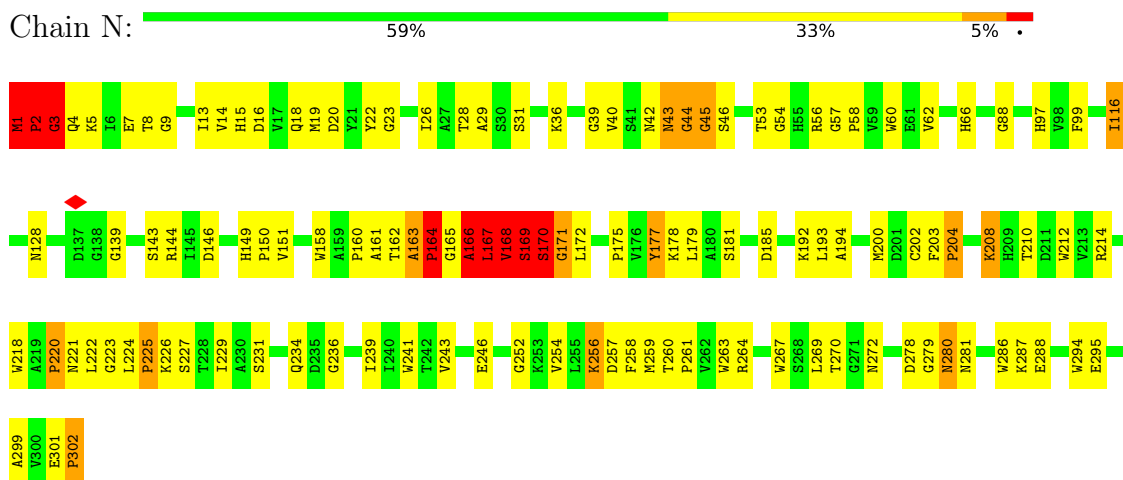
Chain M16: 19% 53% 35% 7% 5%



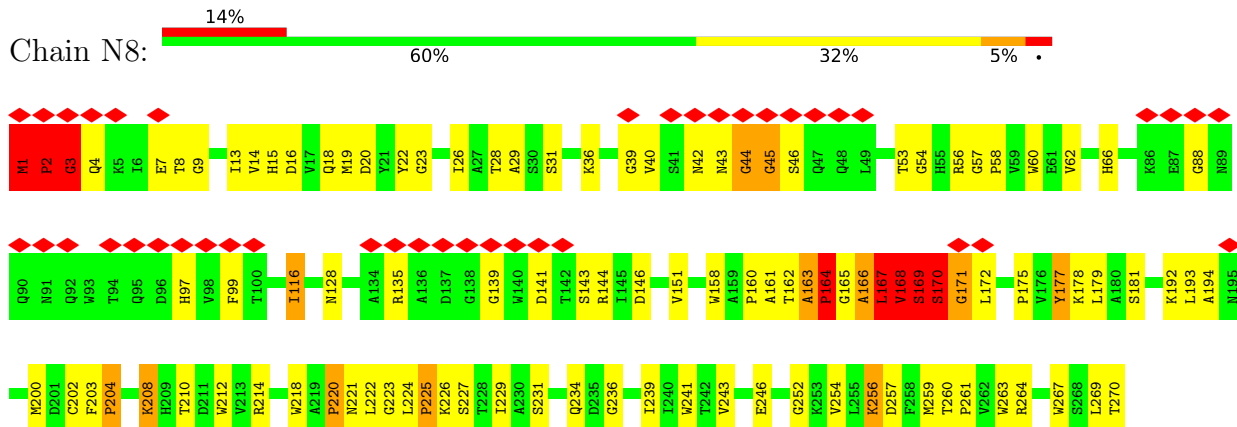




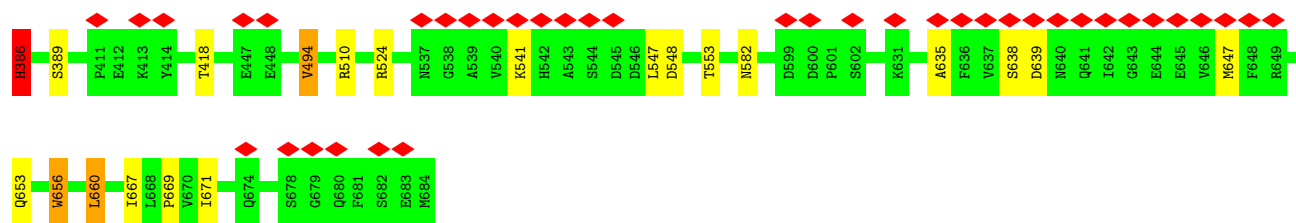
- Molecule 3: Protein transport protein SEC13 homolog B



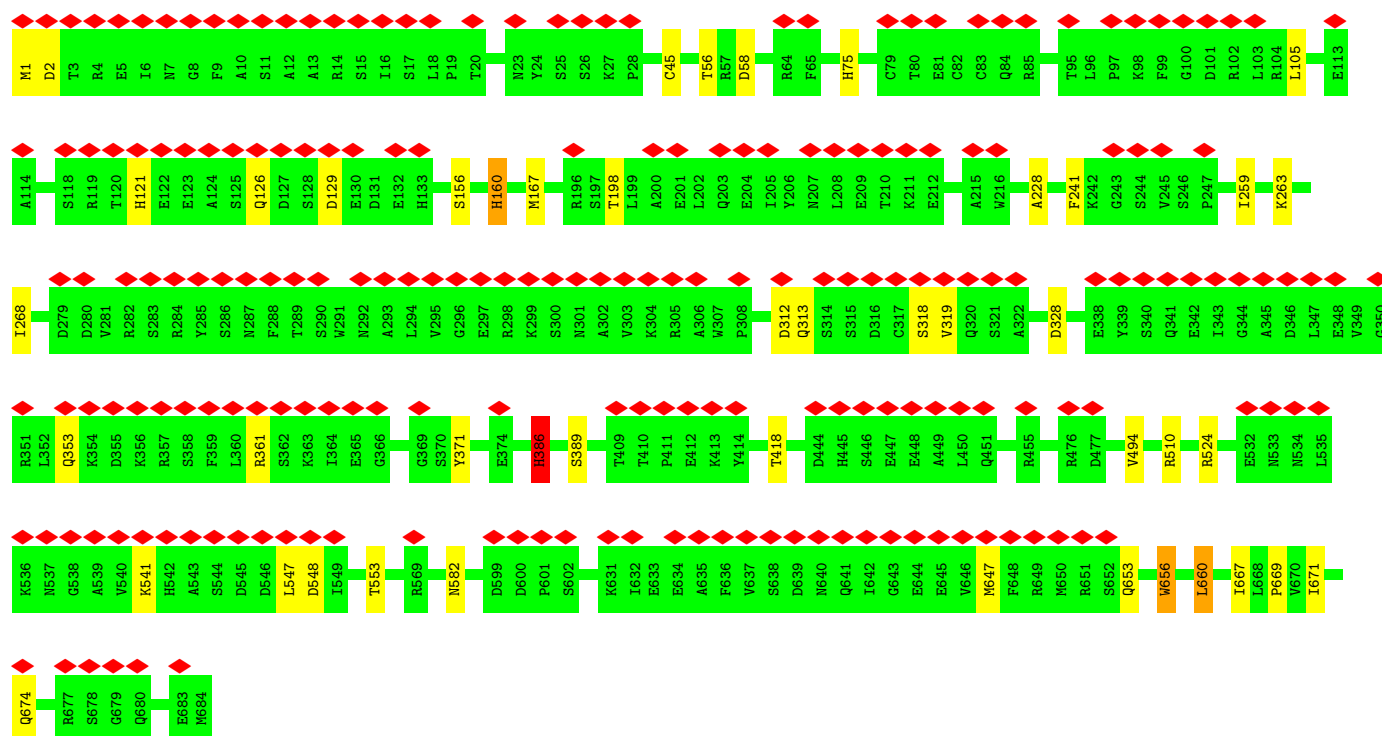
- Molecule 3: Protein transport protein SEC13 homolog B



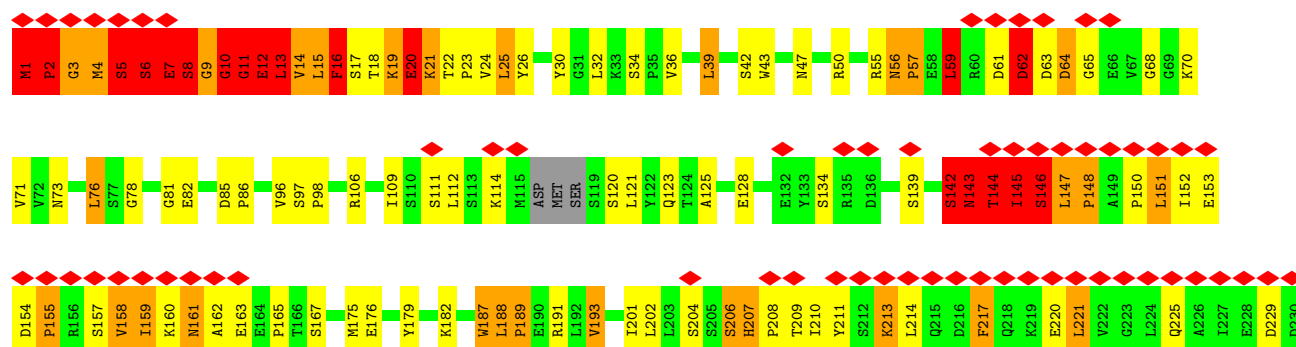


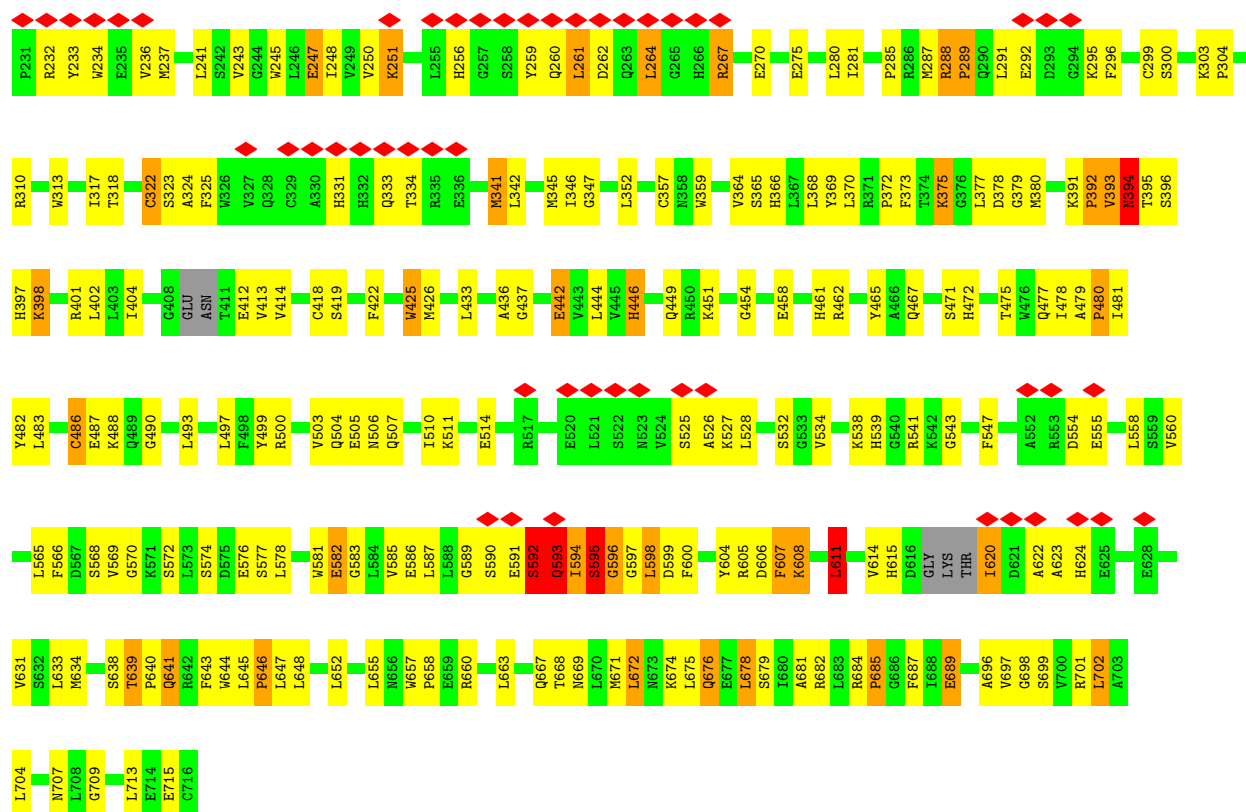


• Molecule 4: E3 ubiquitin-protein ligase HOS1

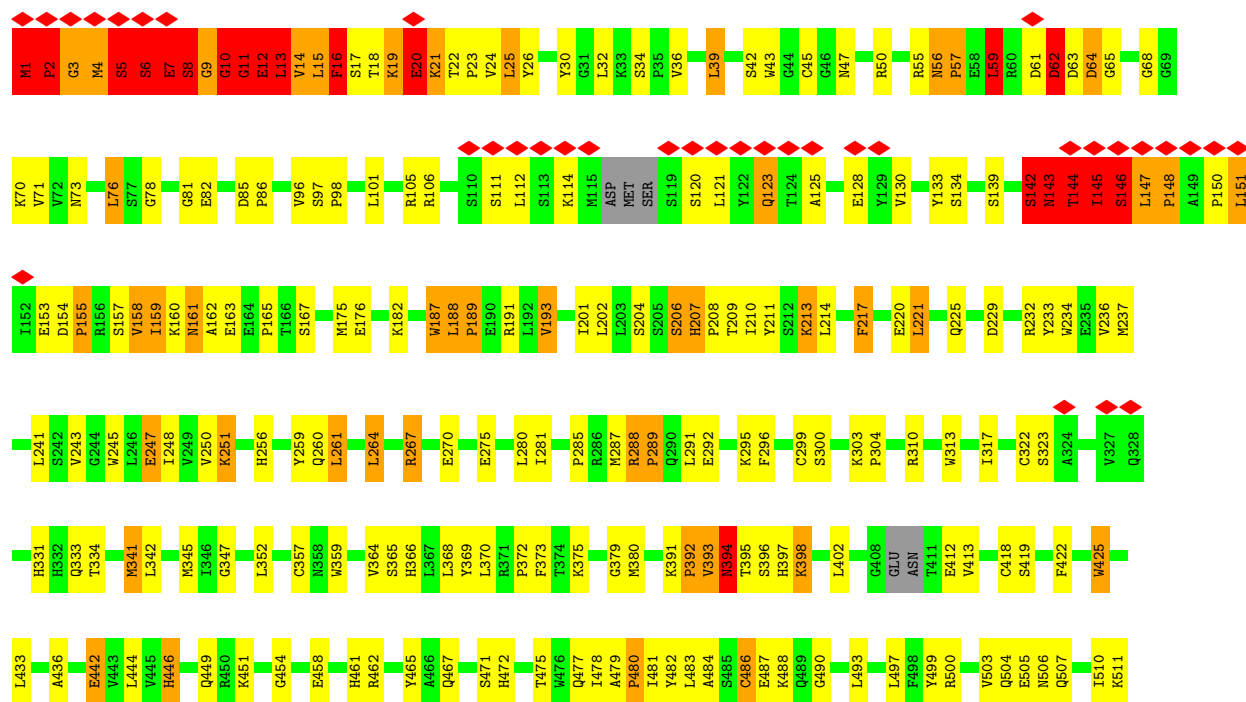


• Molecule 5: Nuclear pore complex protein NUP85



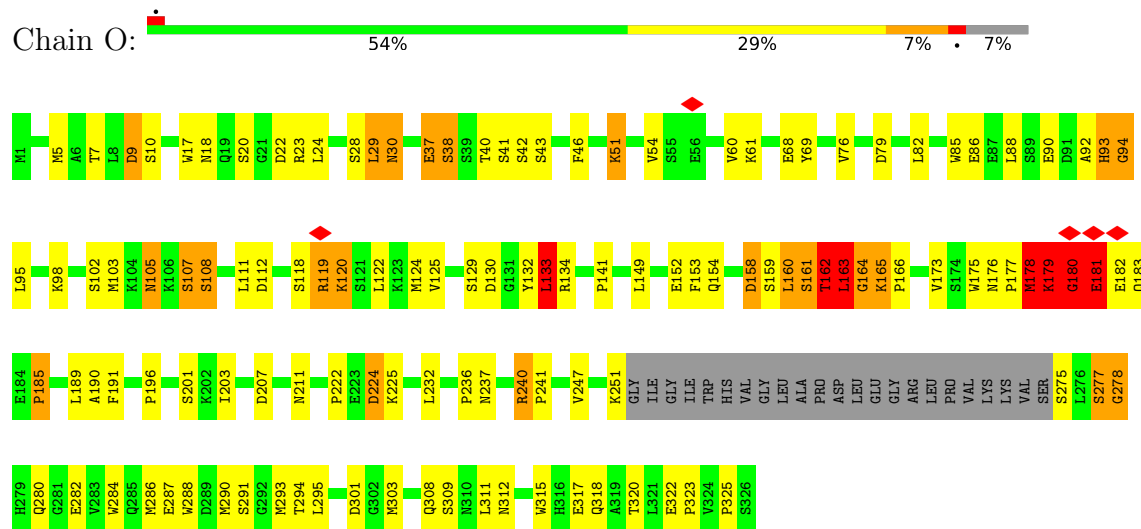


• Molecule 5: Nuclear pore complex protein NUP85

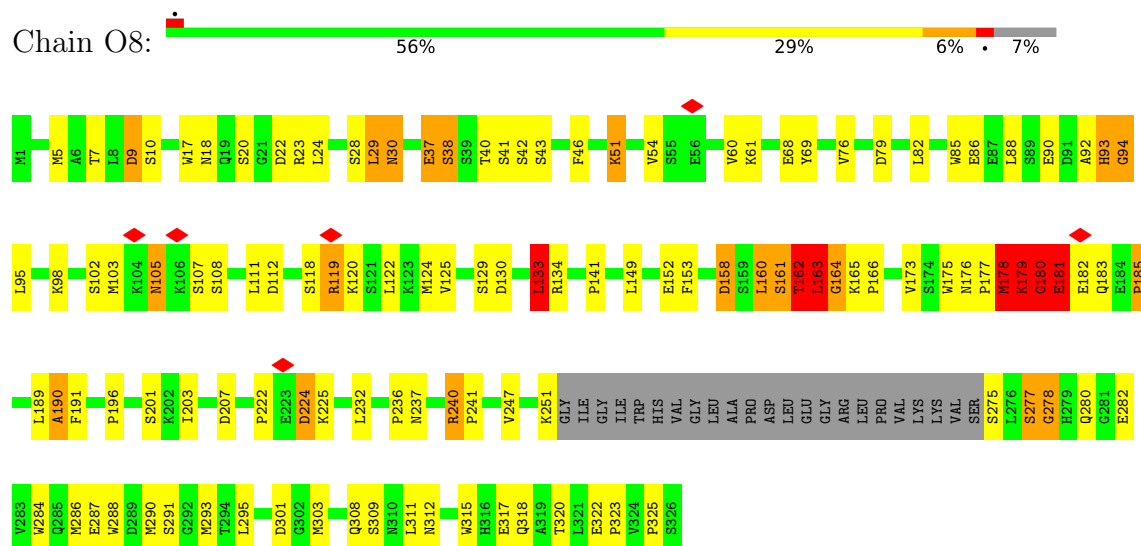




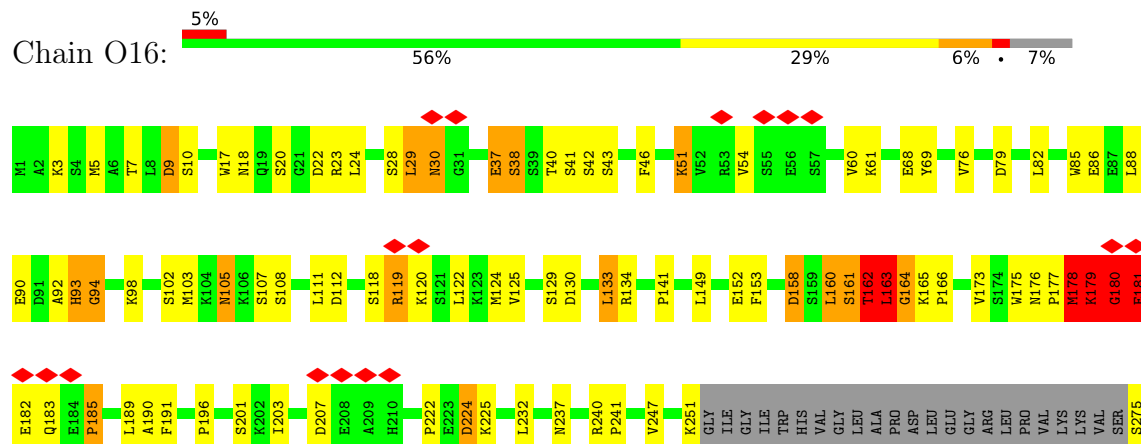
• Molecule 6: Protein SEH1



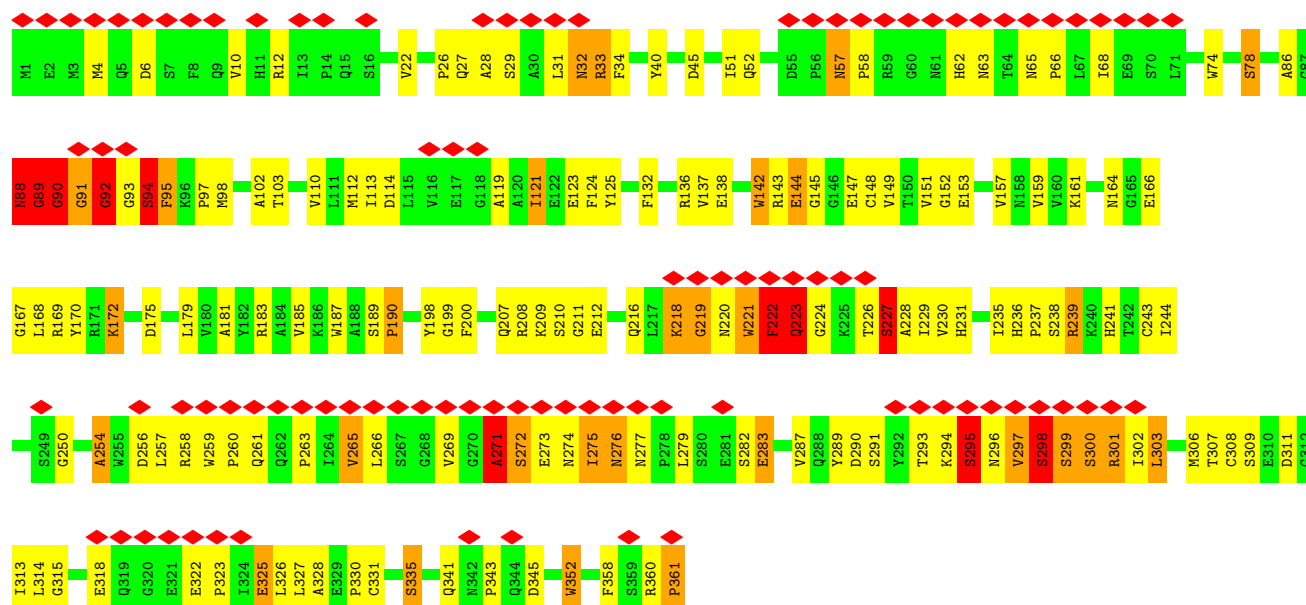
• Molecule 6: Protein SEH1



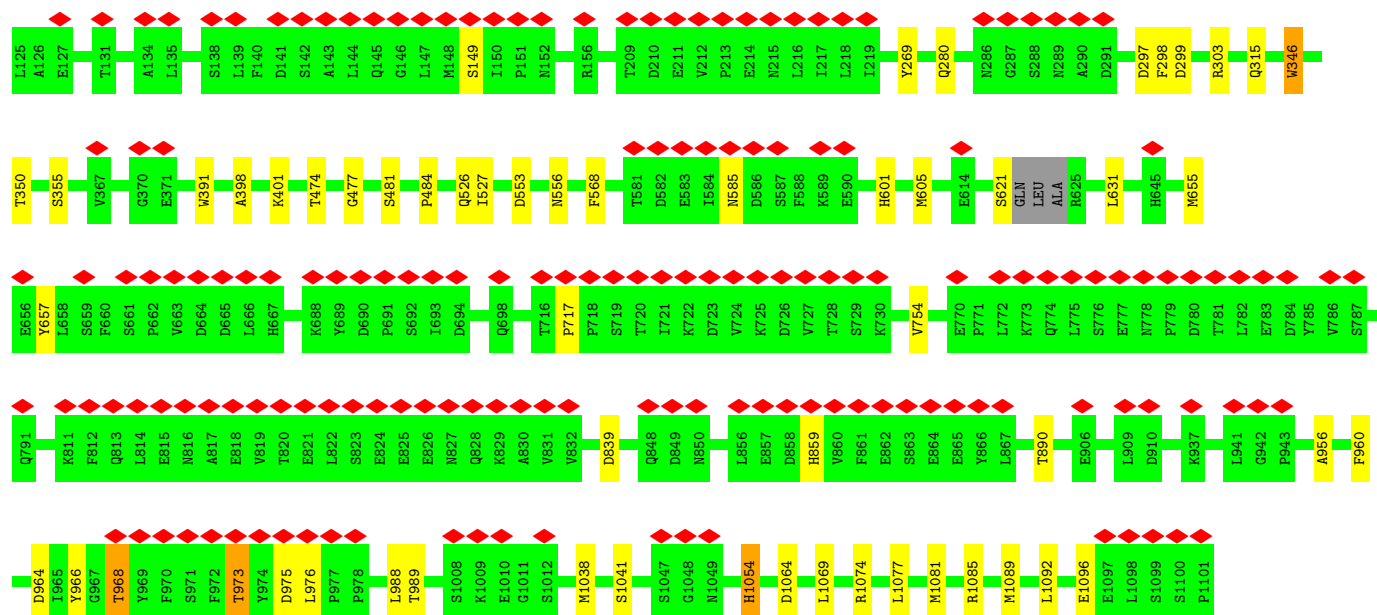
• Molecule 6: Protein SEH1



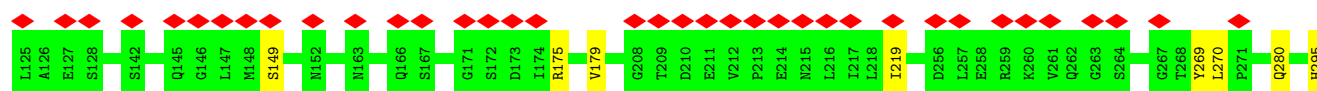




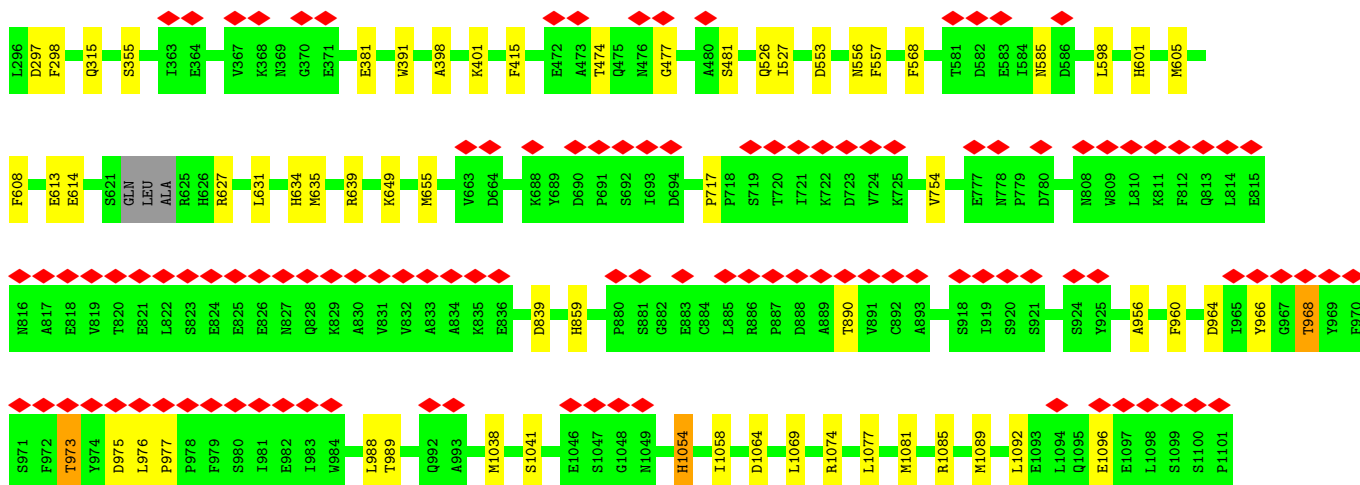
• Molecule 8: Nuclear pore complex protein NUP107



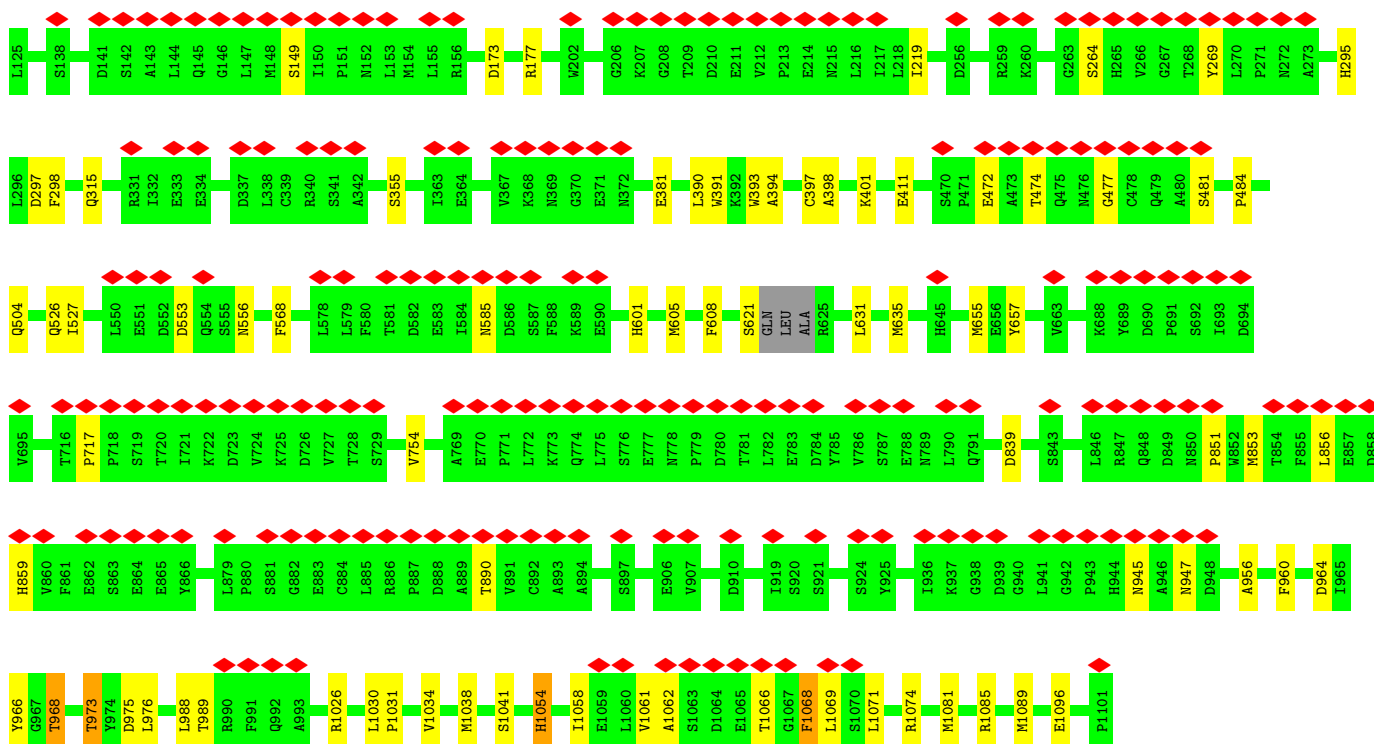
• Molecule 8: Nuclear pore complex protein NUP107



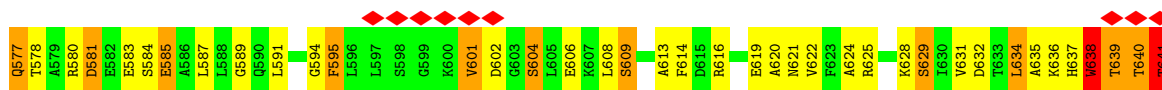


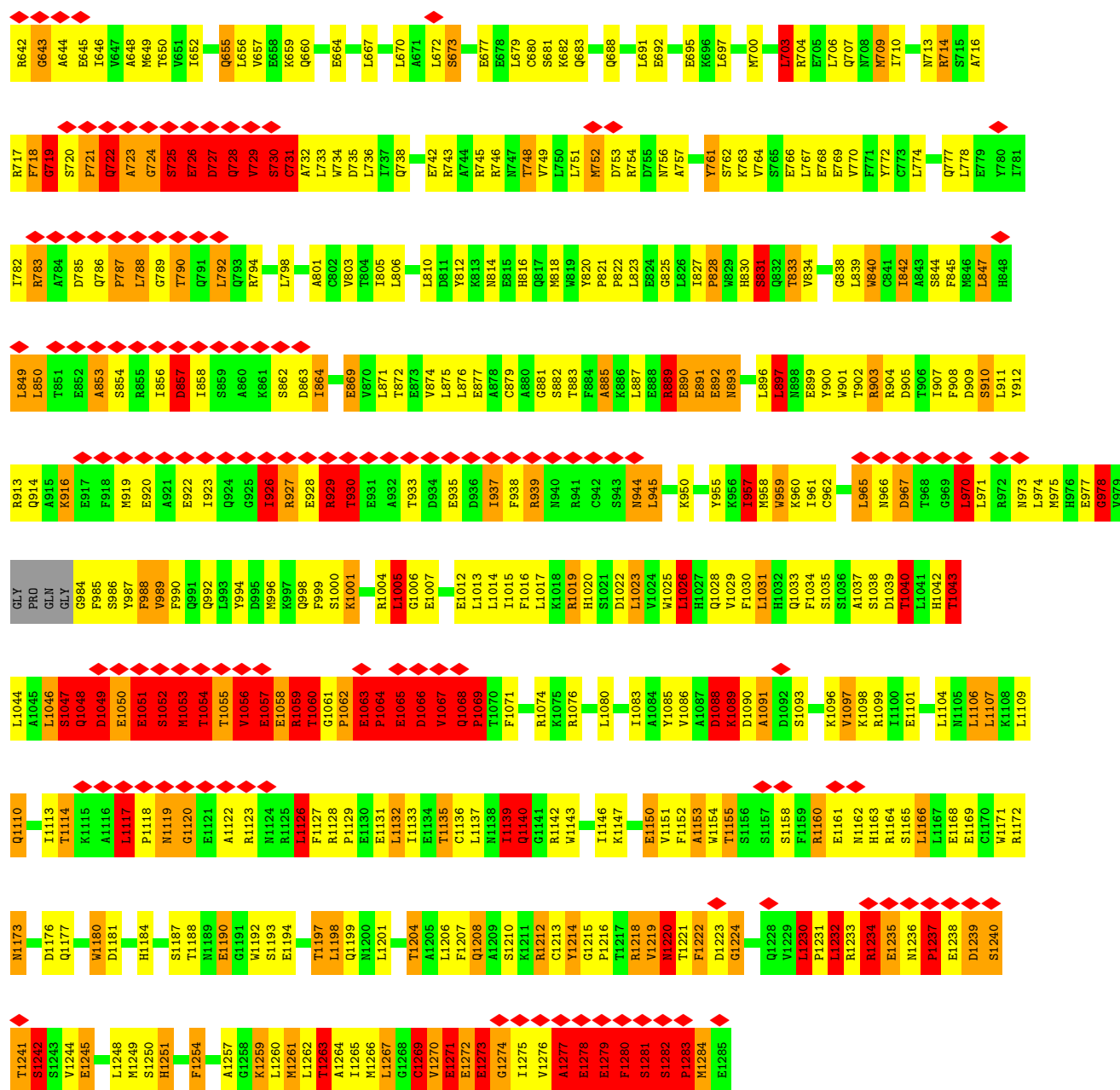


• Molecule 8: Nuclear pore complex protein NUP107

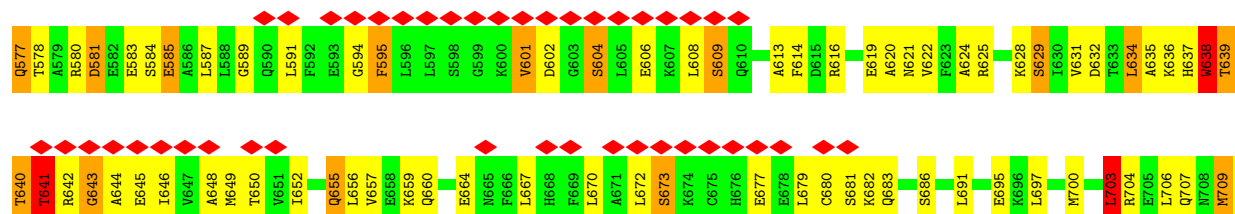


• Molecule 9: Nuclear pore complex protein NUP133

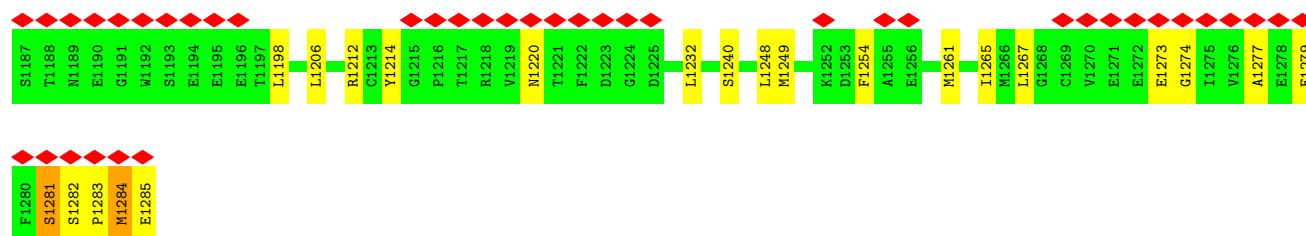




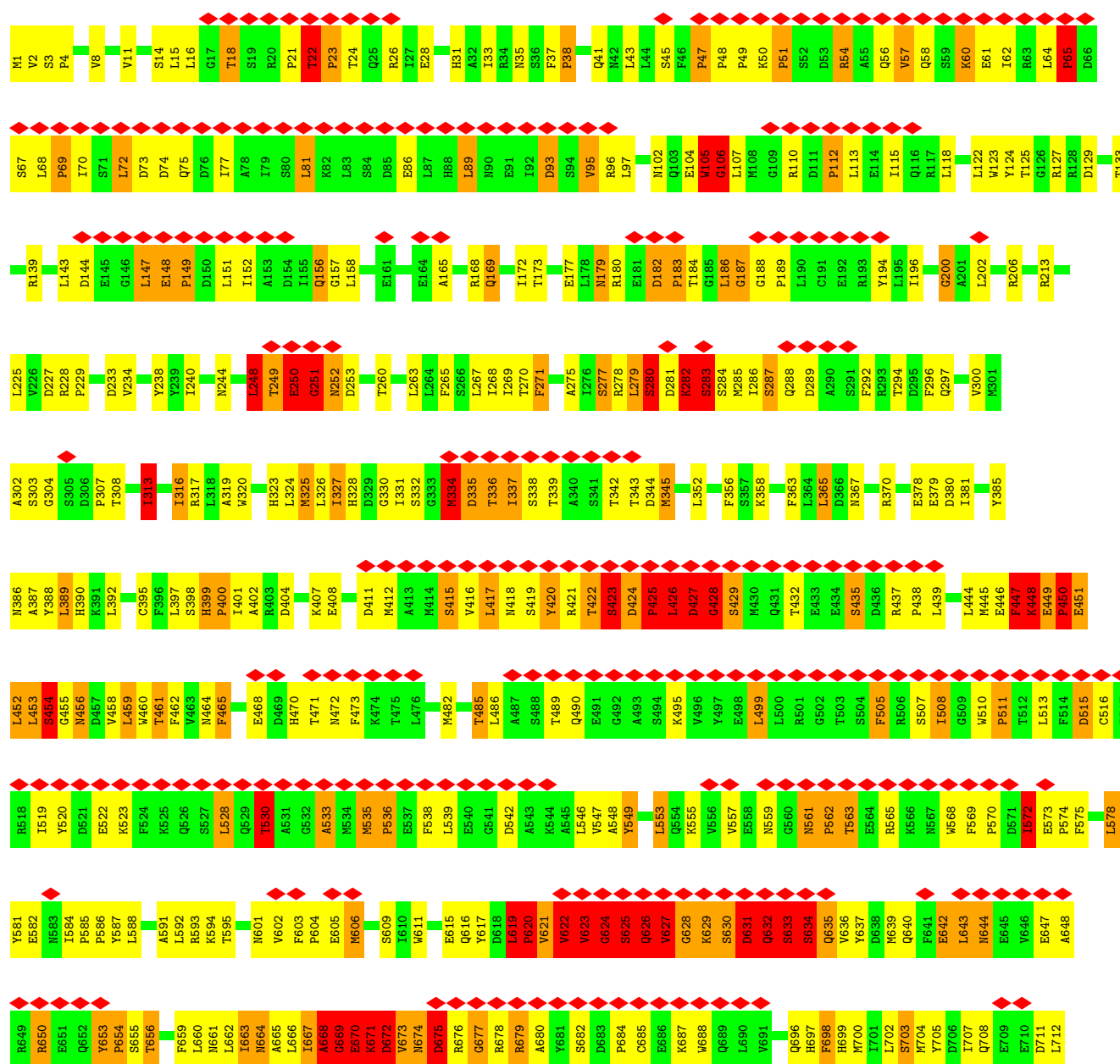
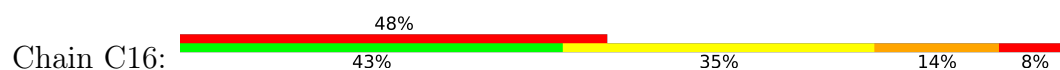
• Molecule 9: Nuclear pore complex protein NUP133



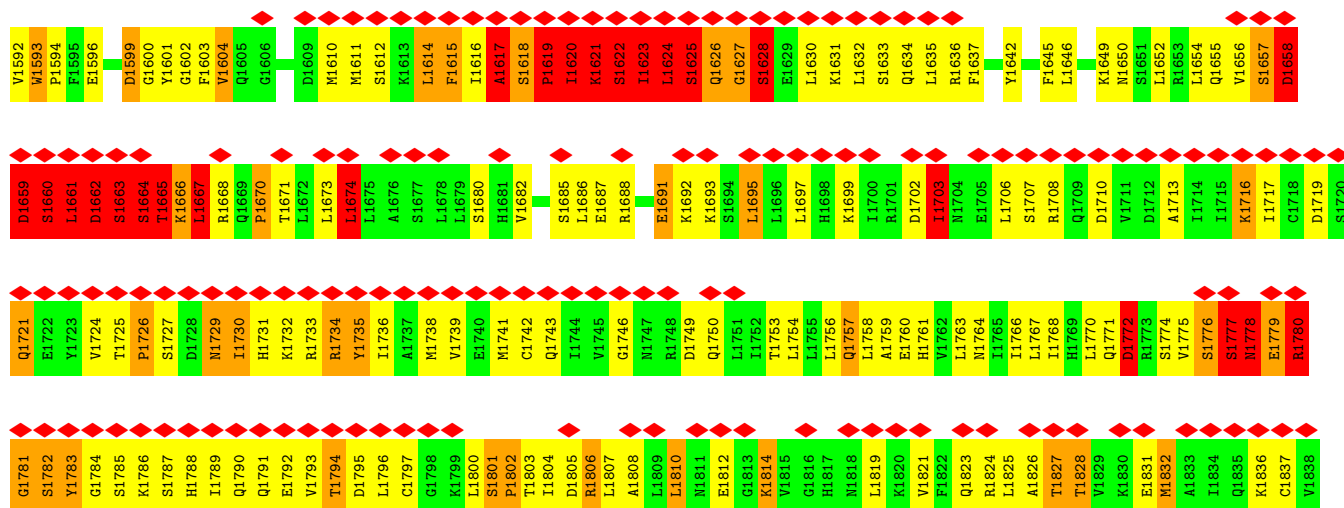




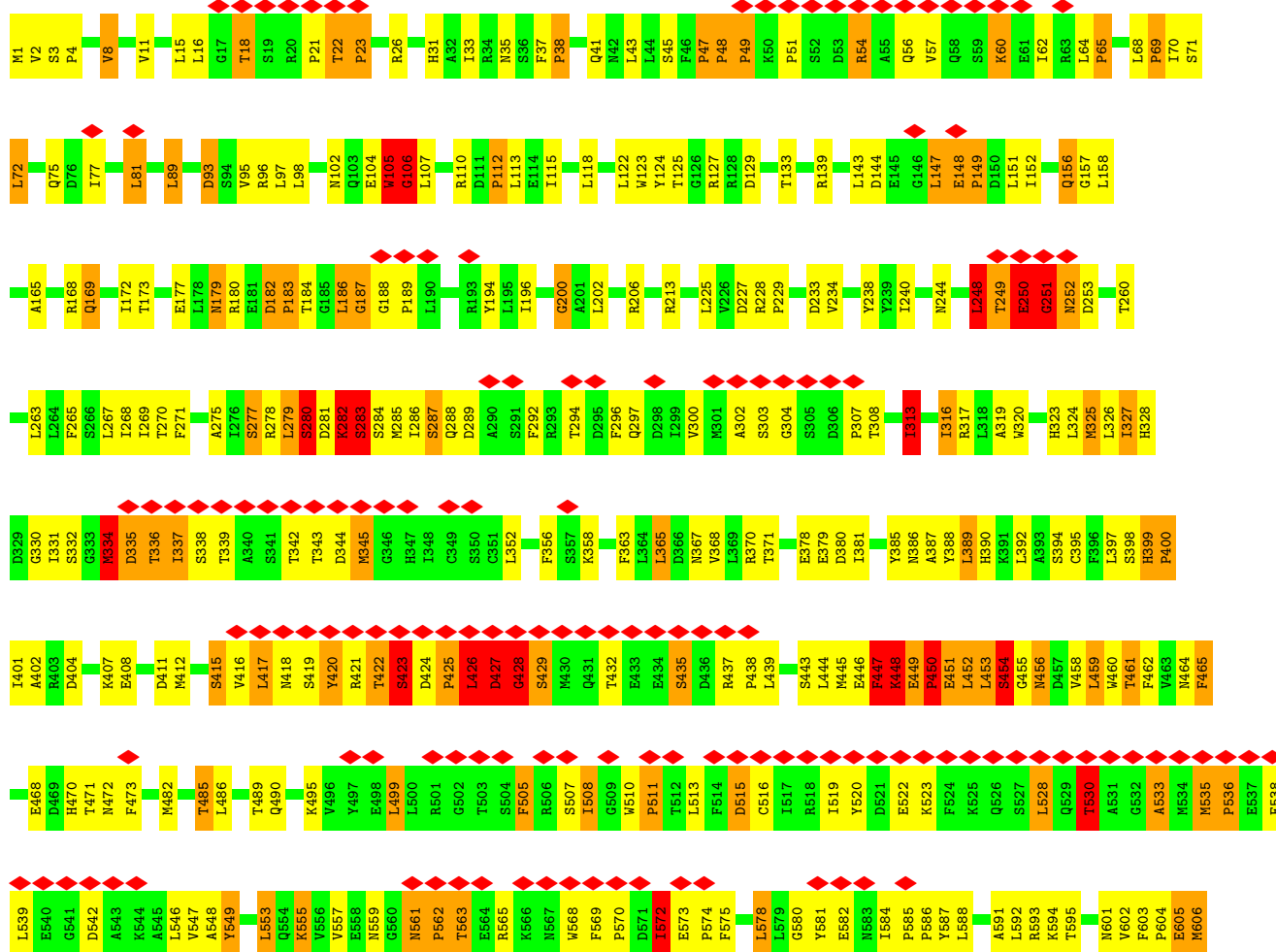
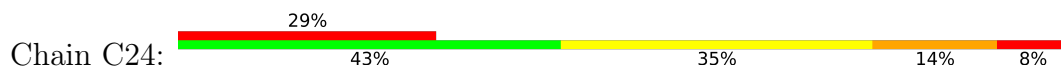
• Molecule 10: Nuclear pore complex protein NUP205

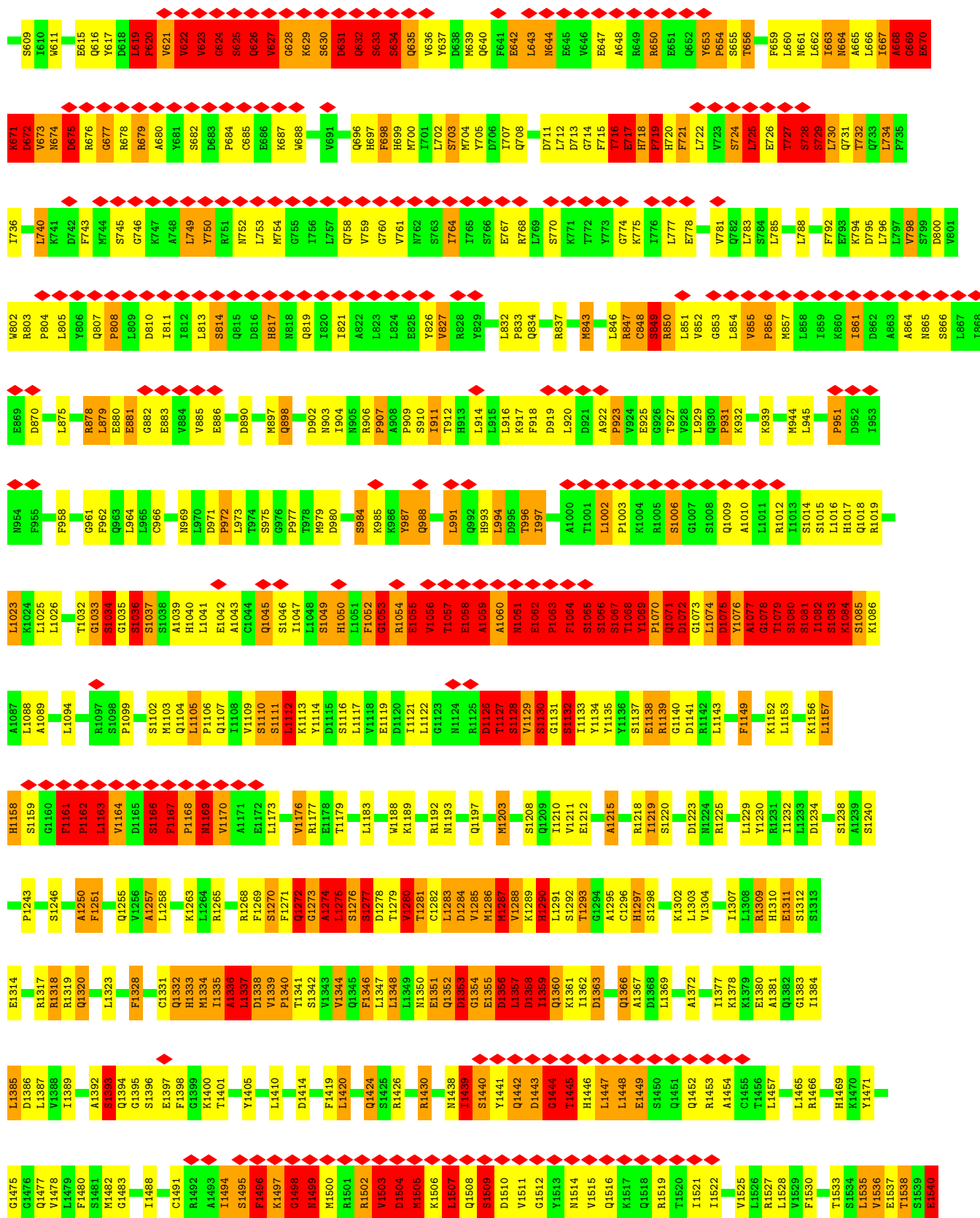






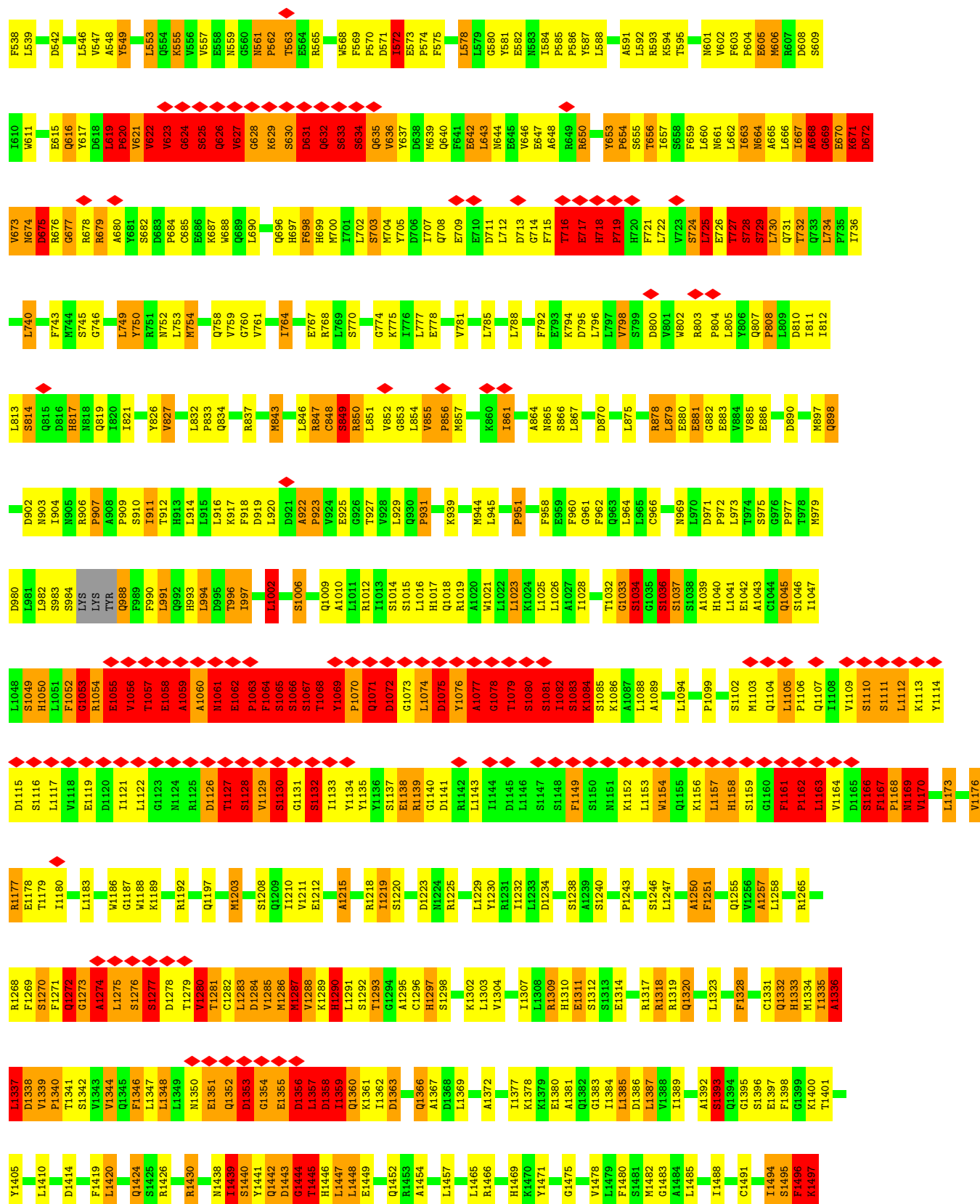
• Molecule 10: Nuclear pore complex protein NUP205



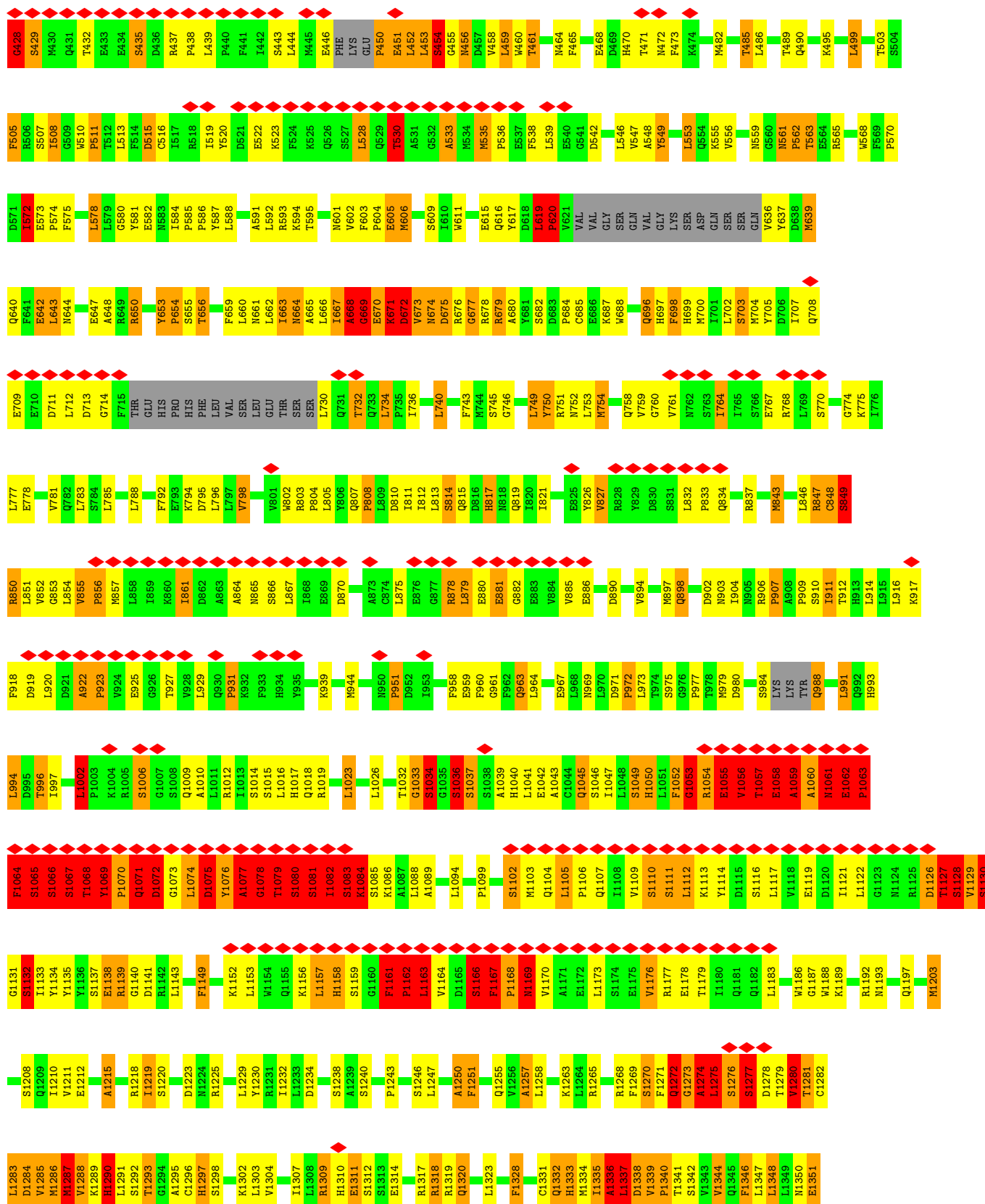




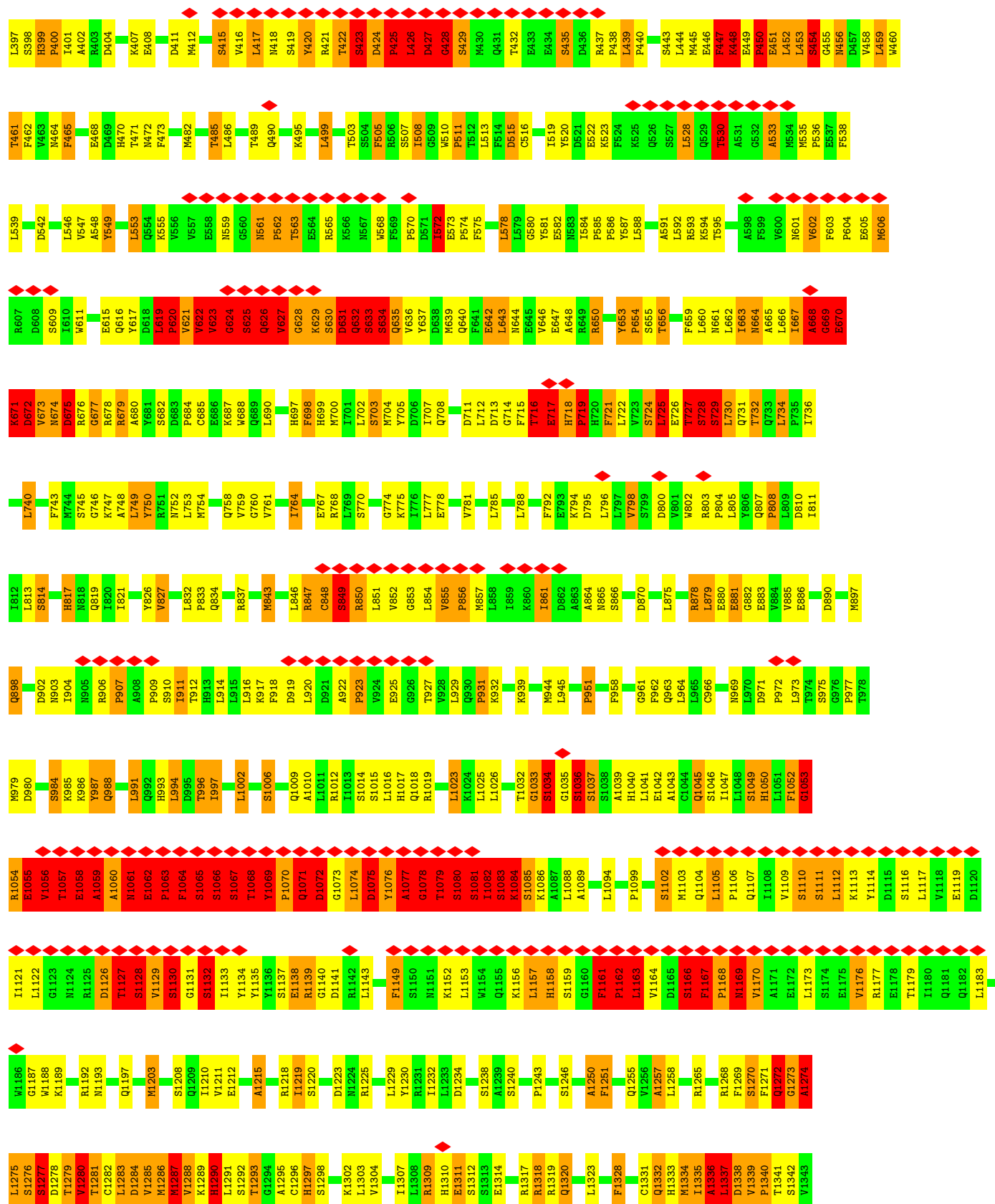


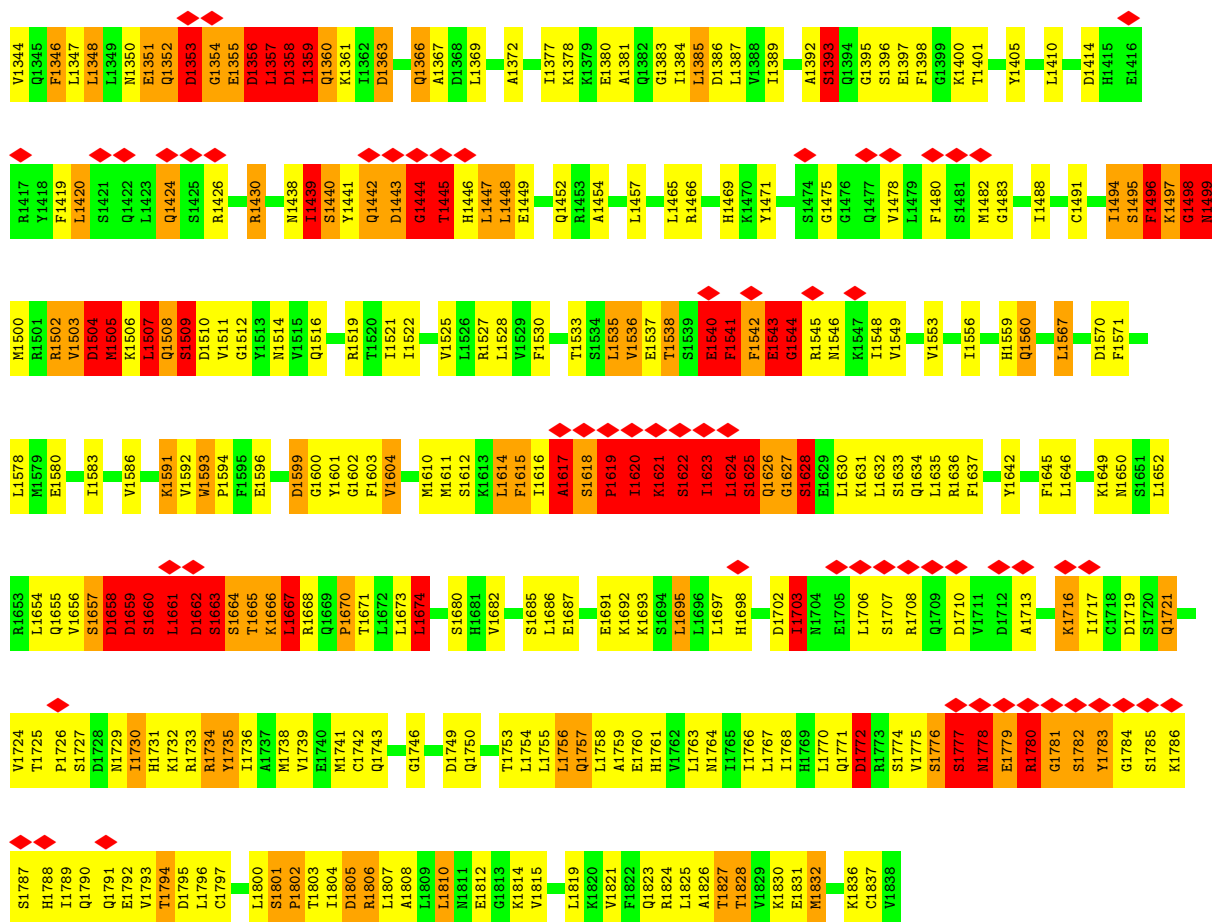




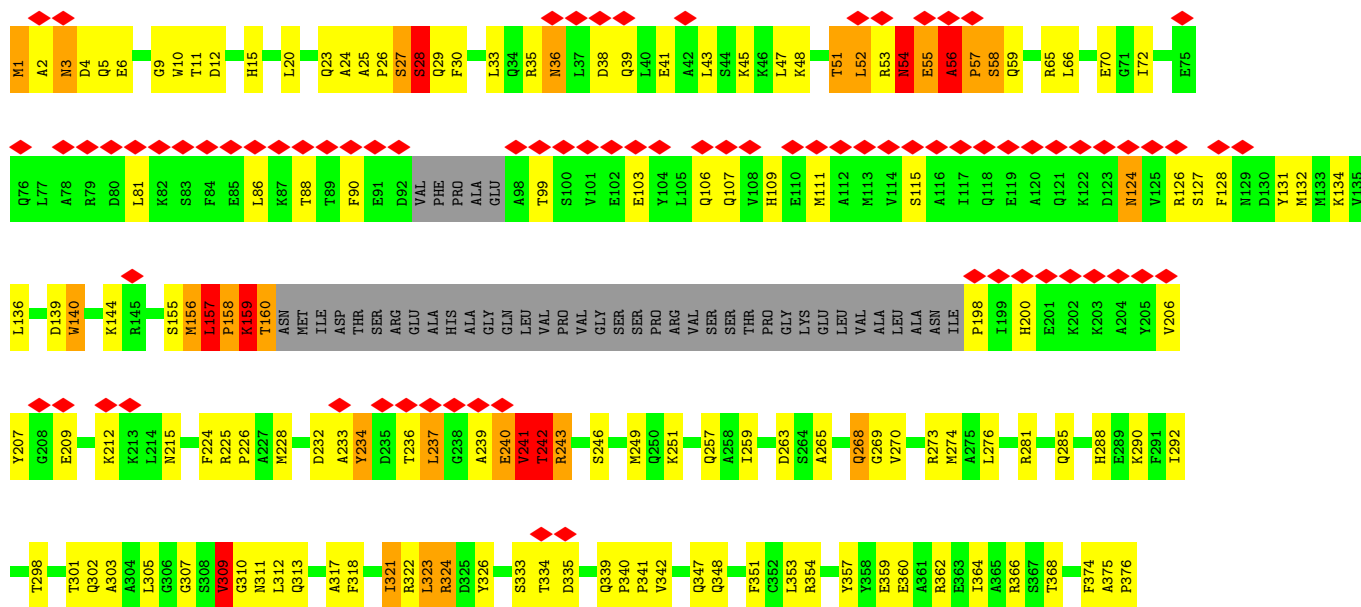


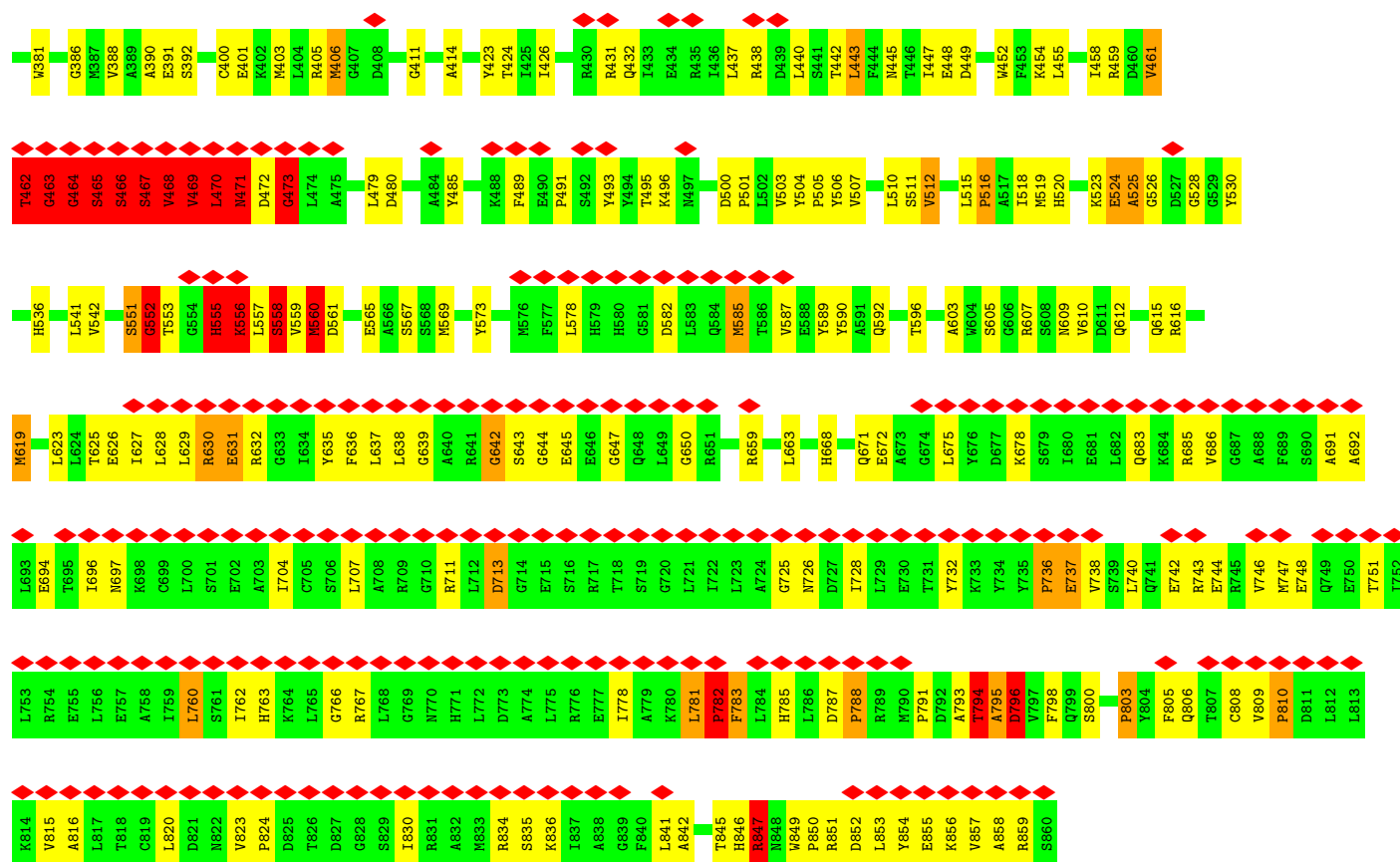




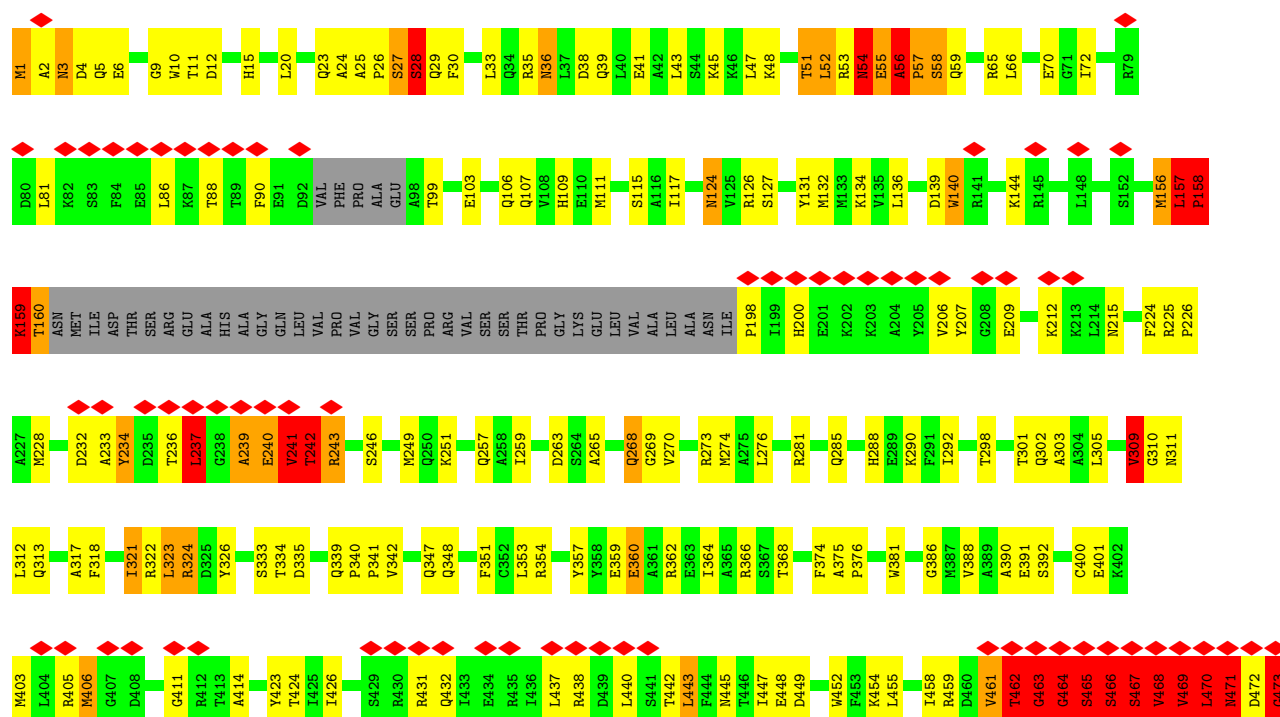


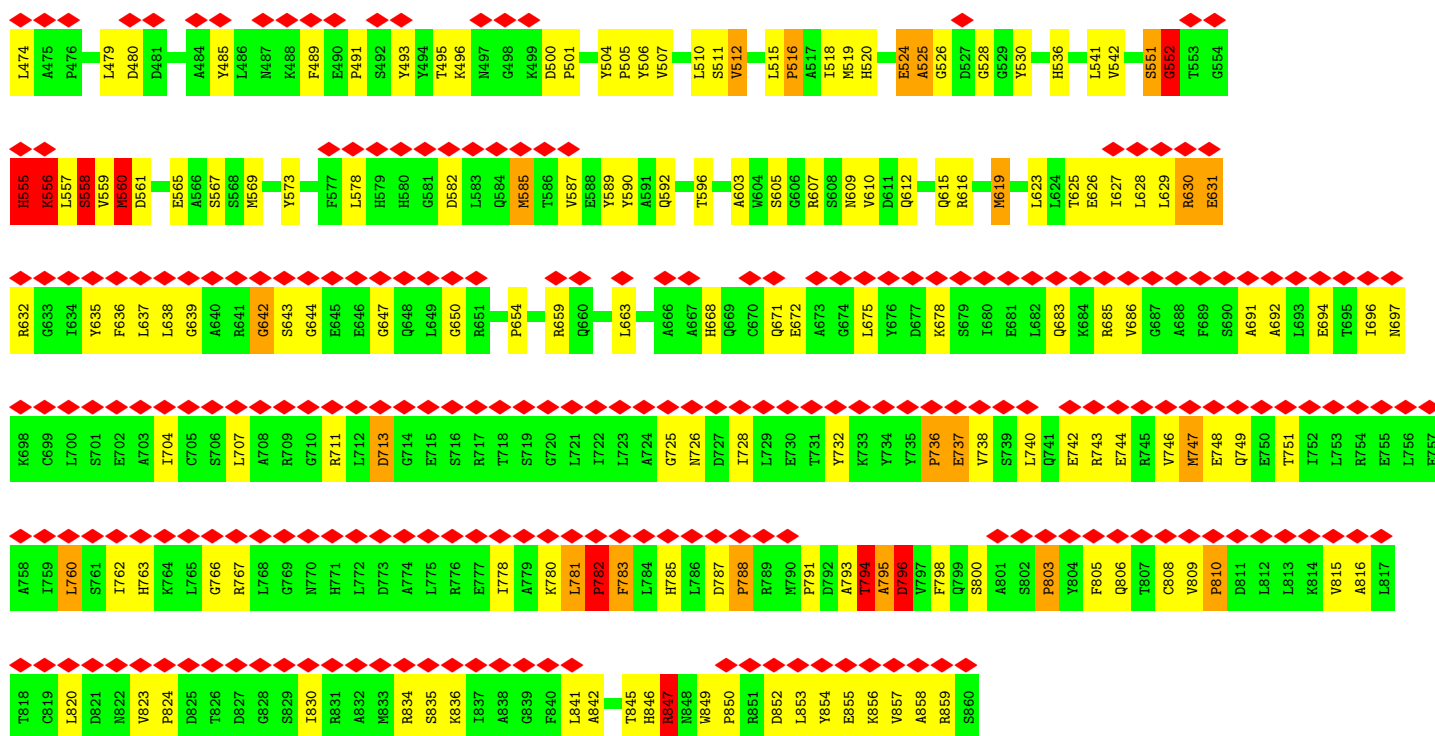
• Molecule 11: Nuclear pore complex protein NUP93A



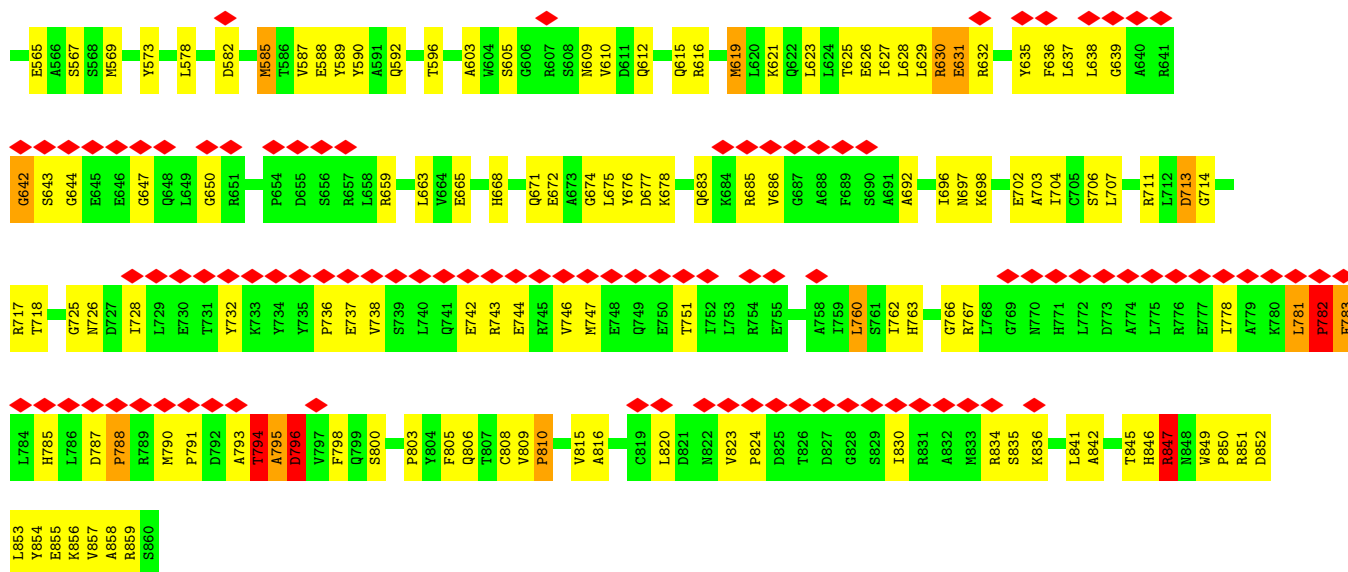


### • Molecule 11: Nuclear pore complex protein NUP93A

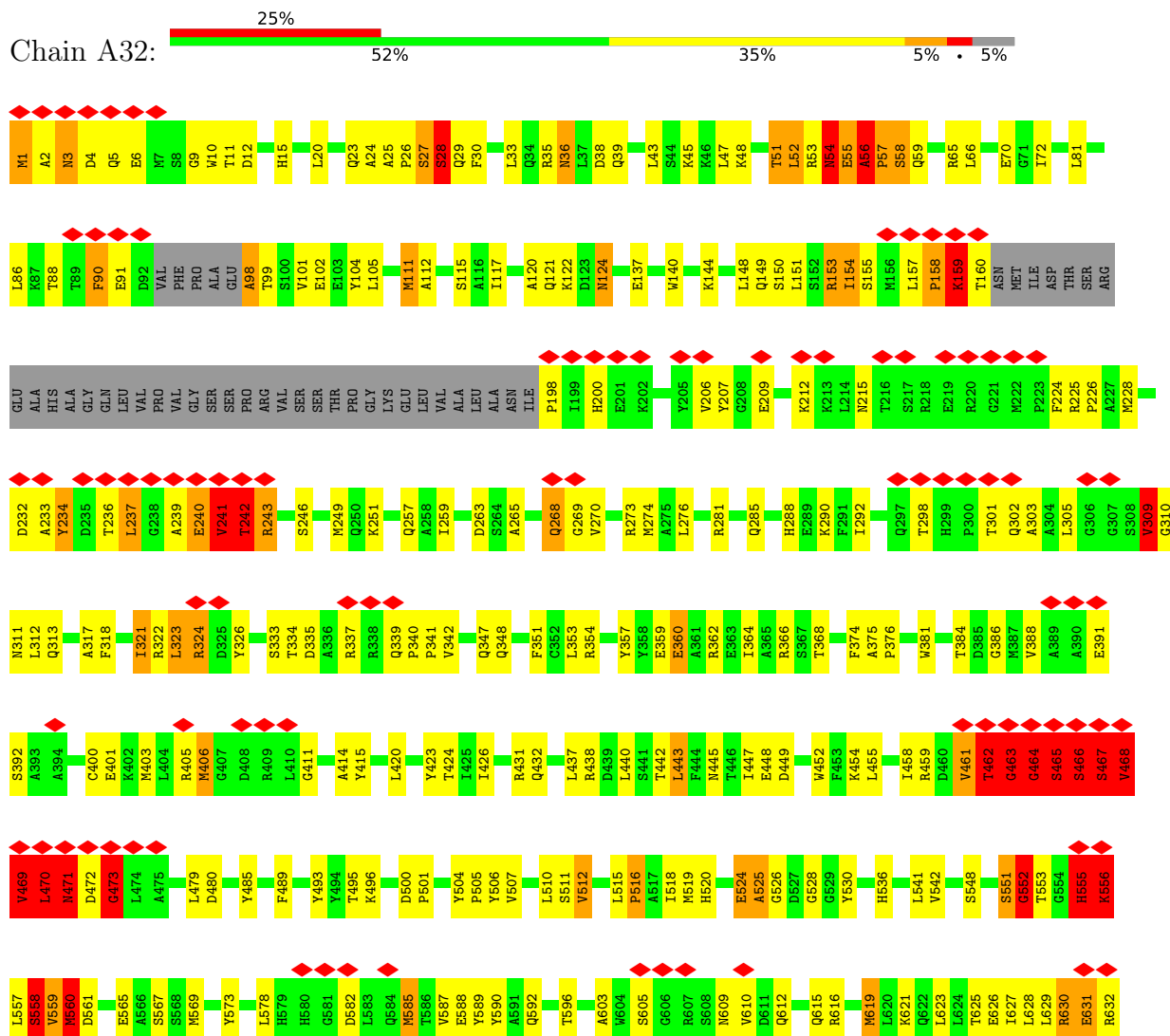


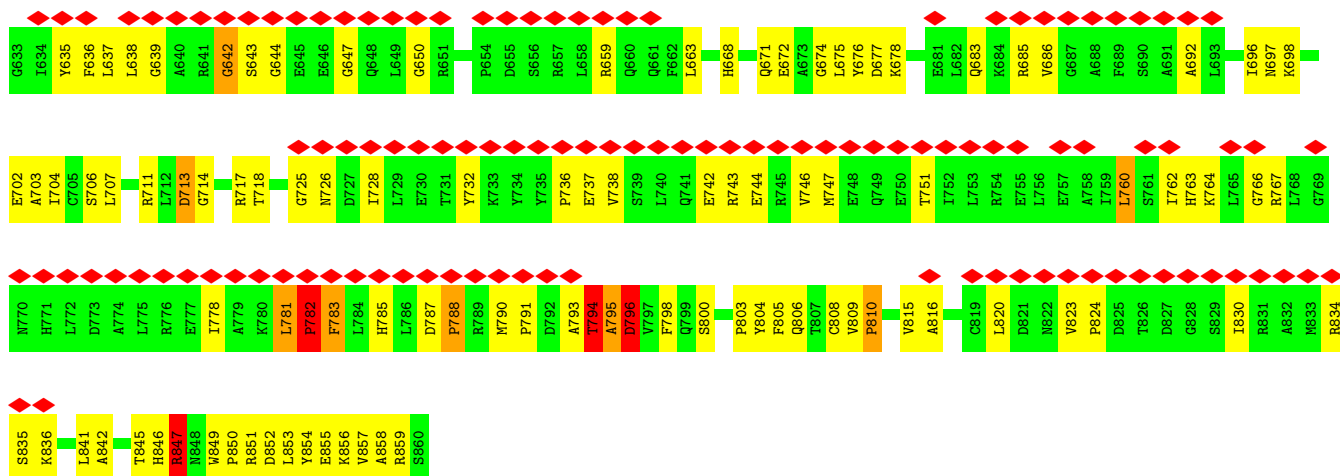







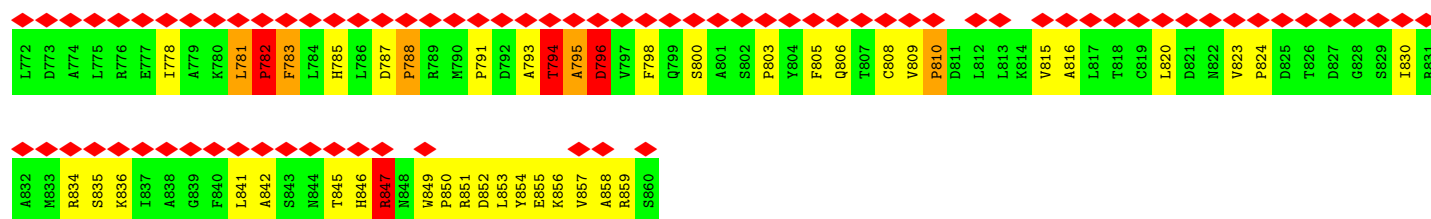
• Molecule 11: Nuclear pore complex protein NUP93A



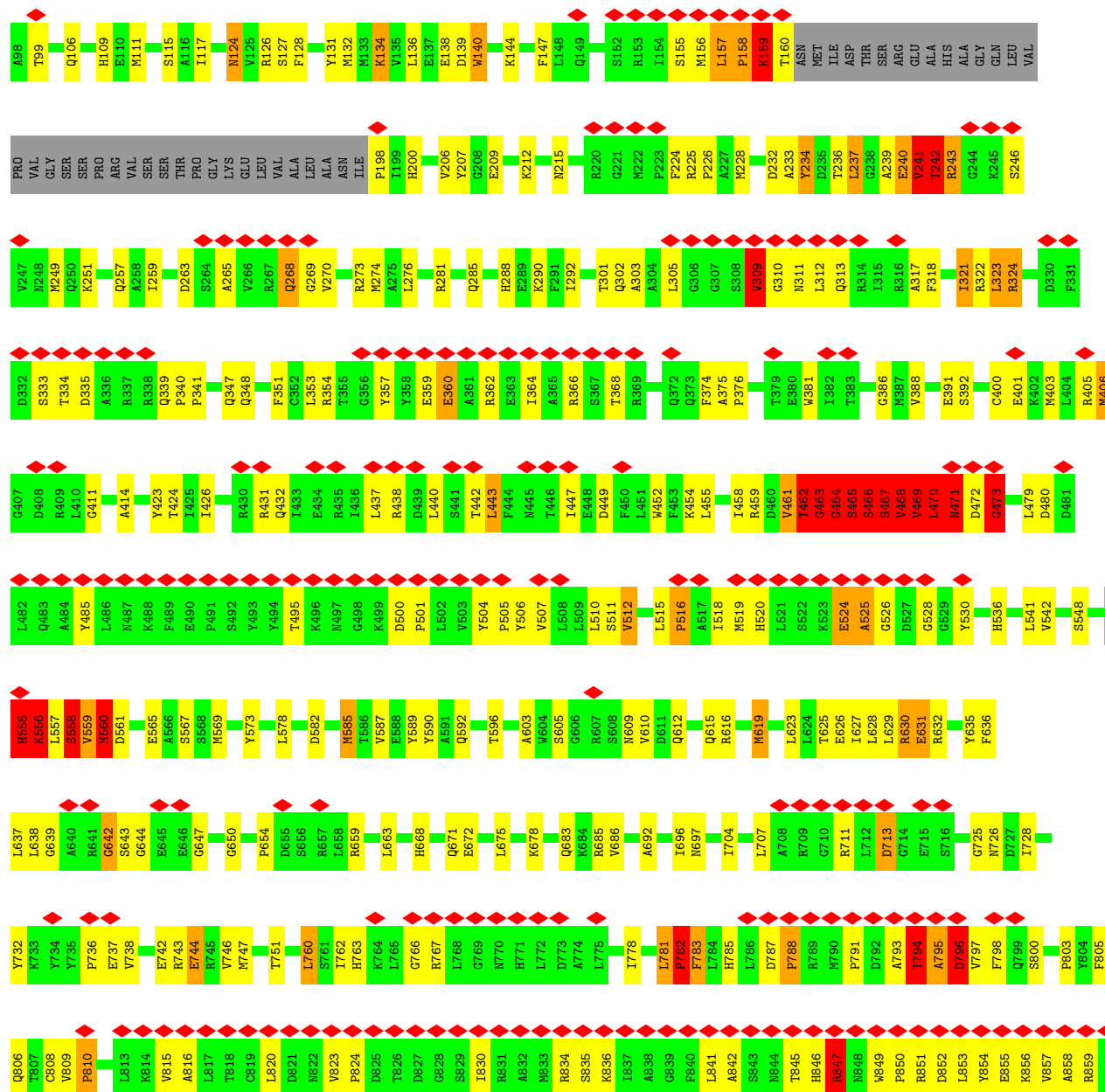


• Molecule 12: Nuclear pore complex protein NUP93A

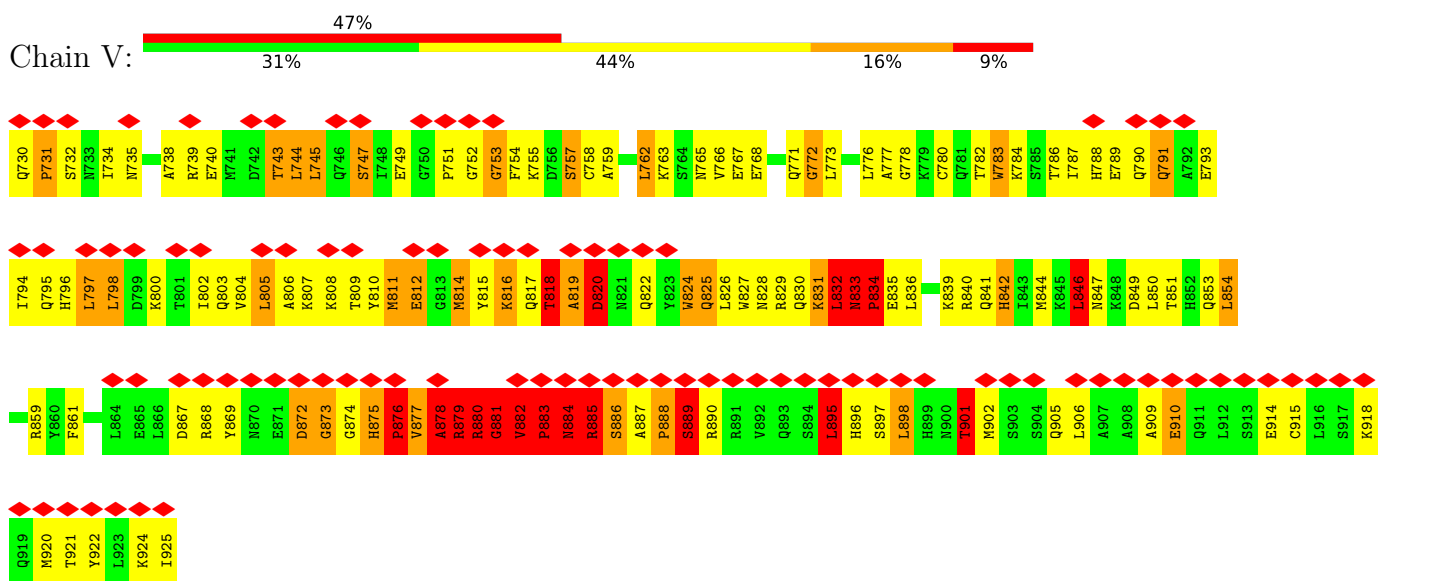




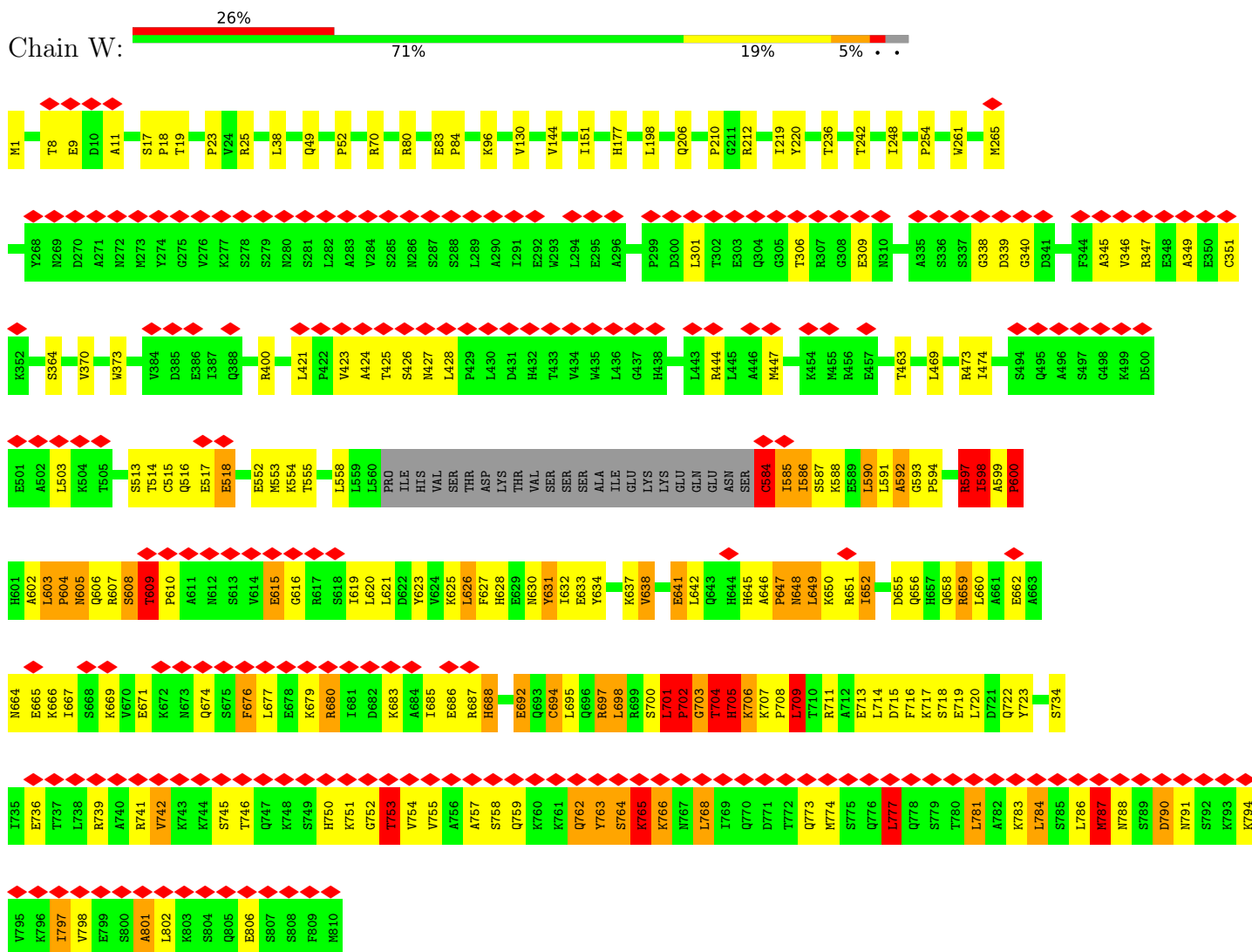
• Molecule 12: Nuclear pore complex protein NUP93A



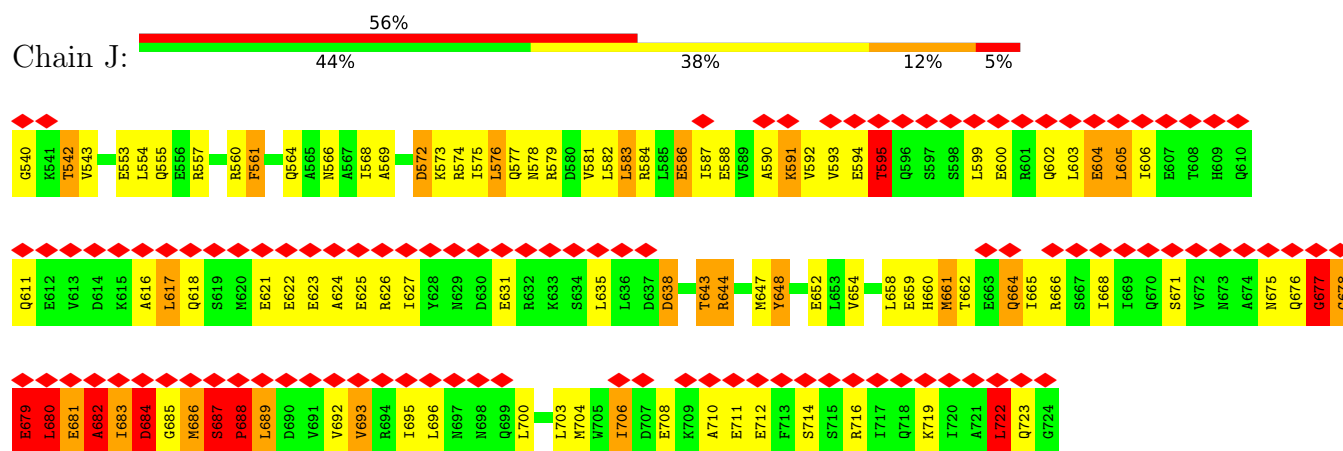
• Molecule 13: Nuclear pore complex protein NUP214



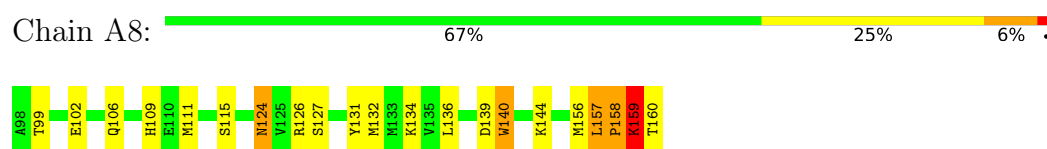
• Molecule 14: Nuclear pore complex protein NUP88



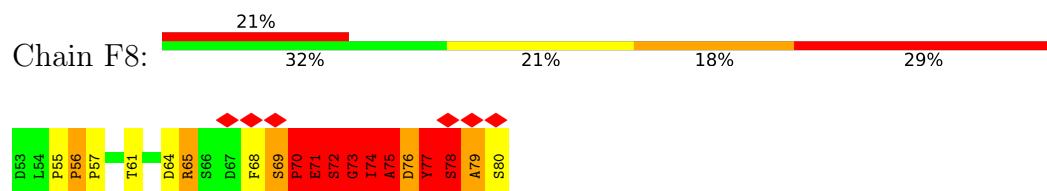
## • Molecule 15: Nuclear pore complex protein NUP62



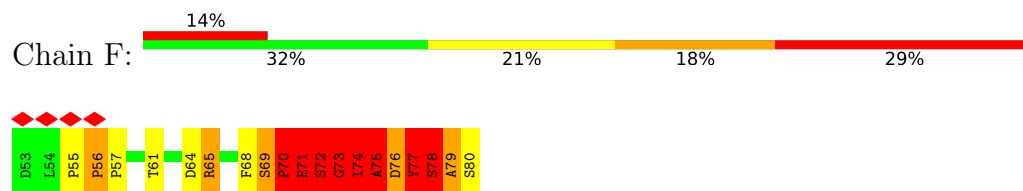
## • Molecule 16: Nuclear pore complex protein NUP93A



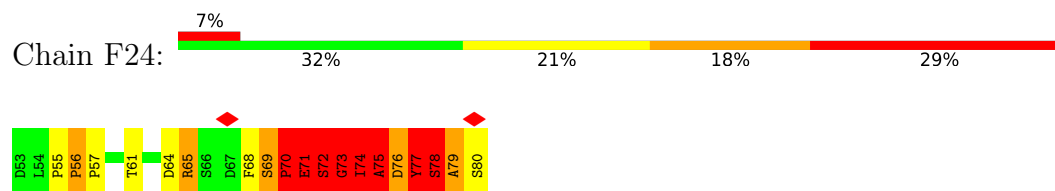
## • Molecule 17: Nuclear pore complex protein NUP35



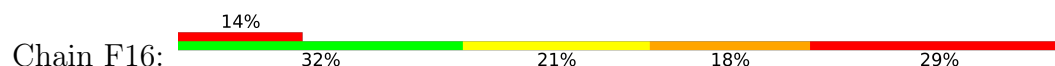
## • Molecule 17: Nuclear pore complex protein NUP35

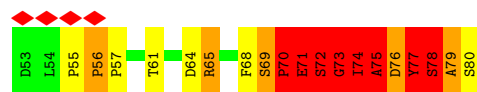


## • Molecule 17: Nuclear pore complex protein NUP35

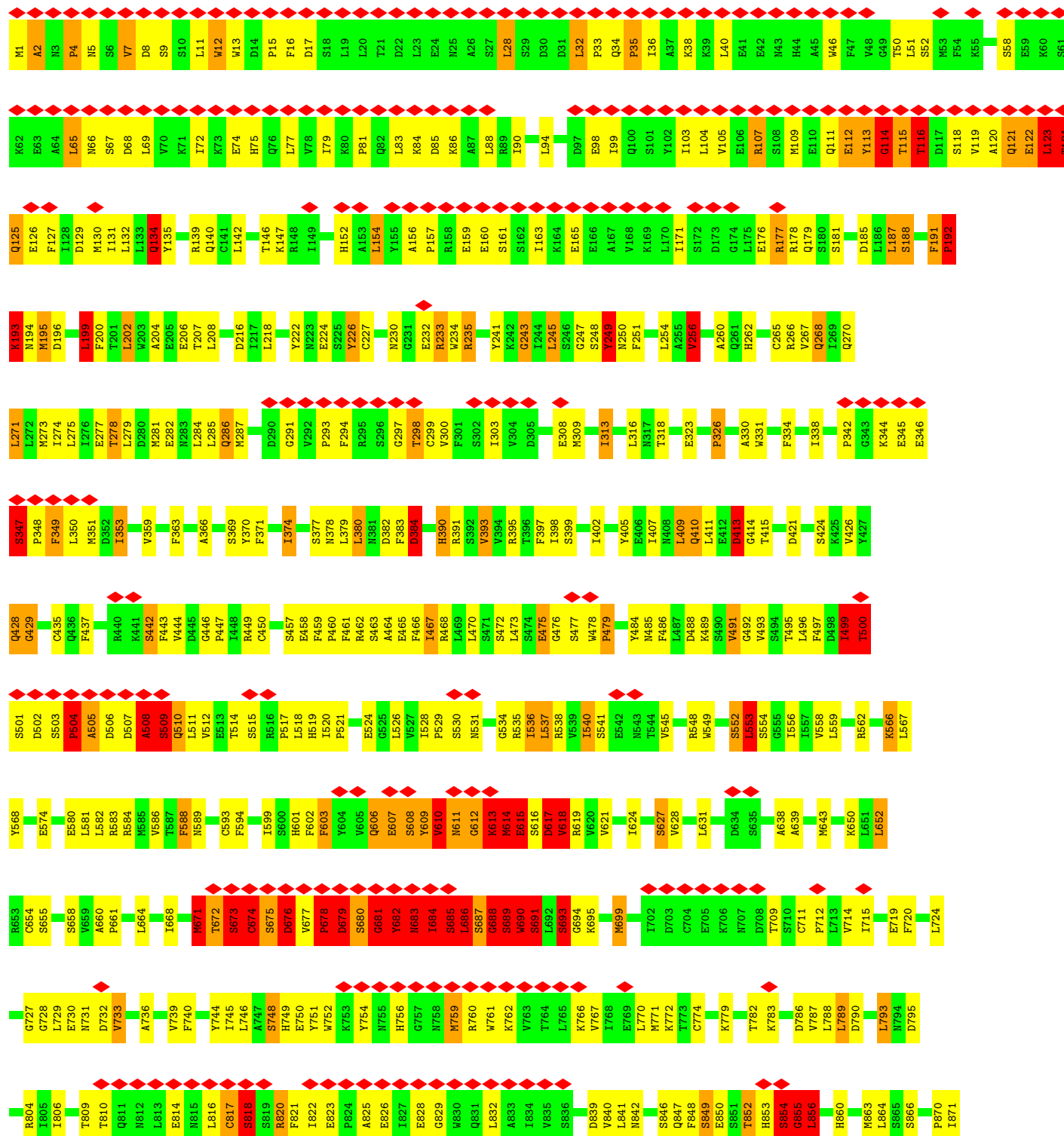



## • Molecule 17: Nuclear pore complex protein NUP35

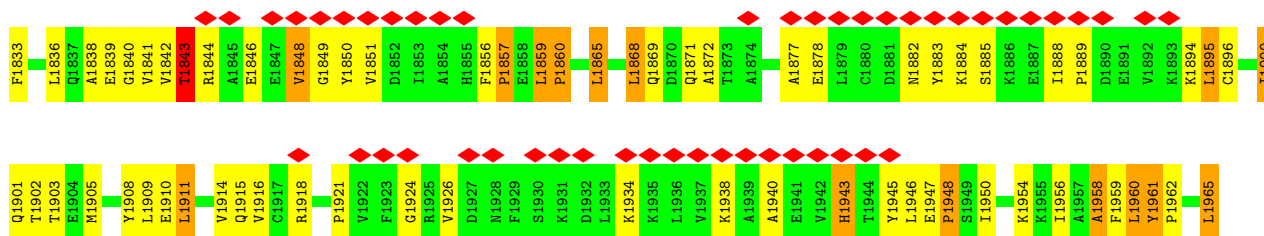




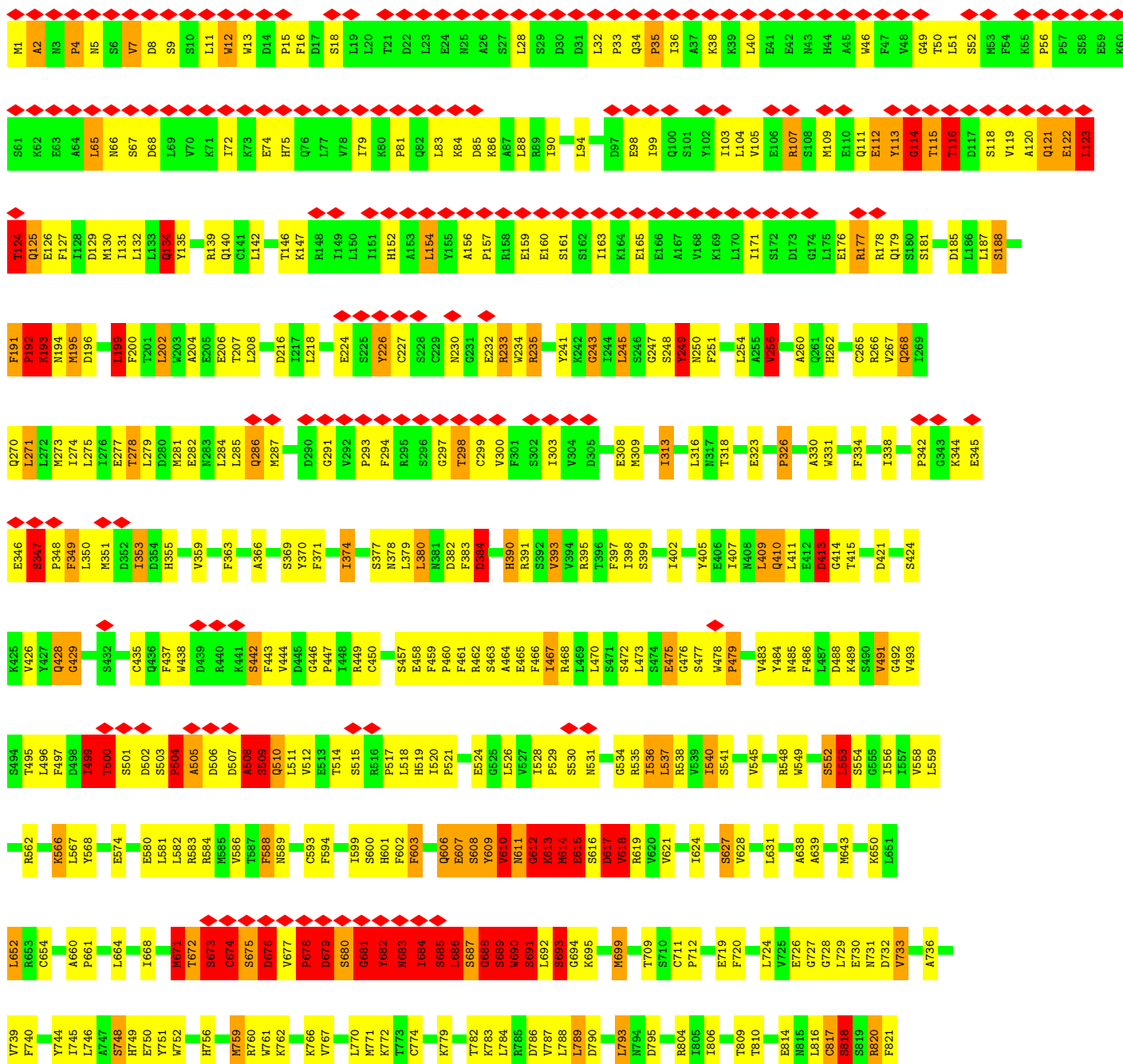
## • Molecule 18: Nucleoporin (DUF3414)





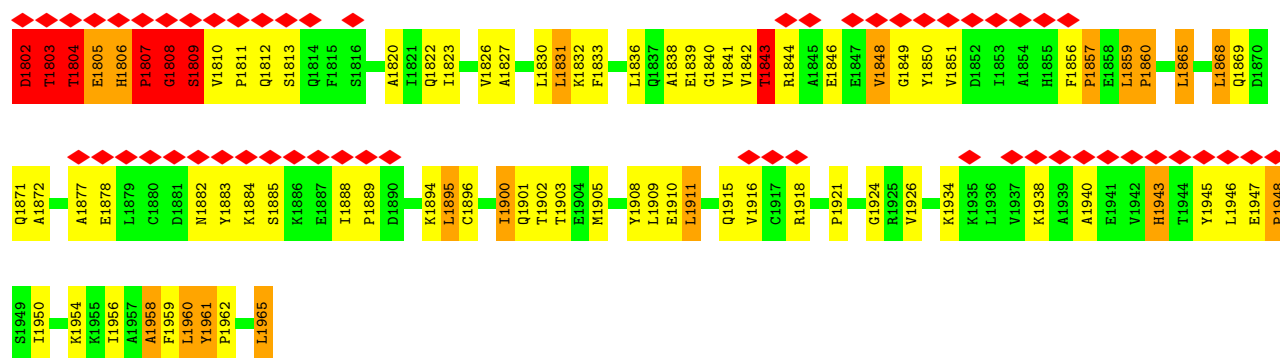


## ● Molecule 18: Nucleoporin (DUF3414)

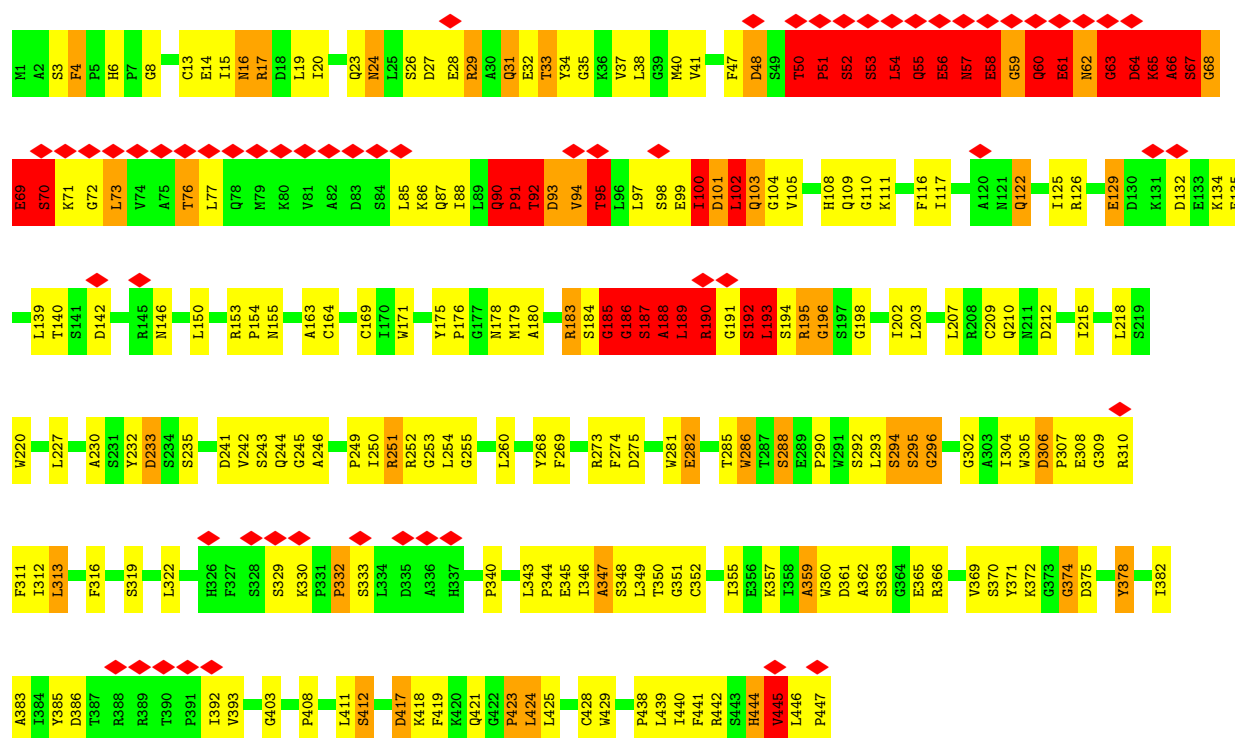




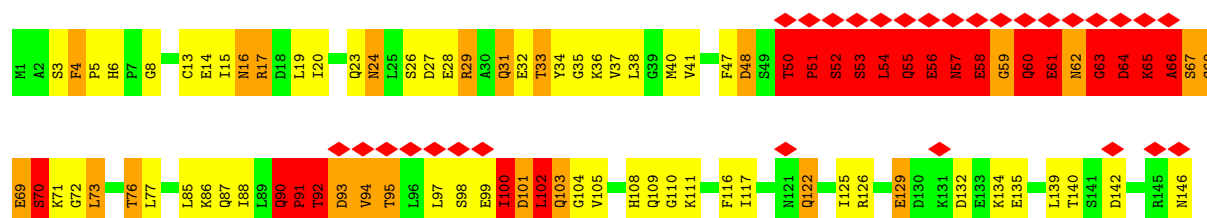


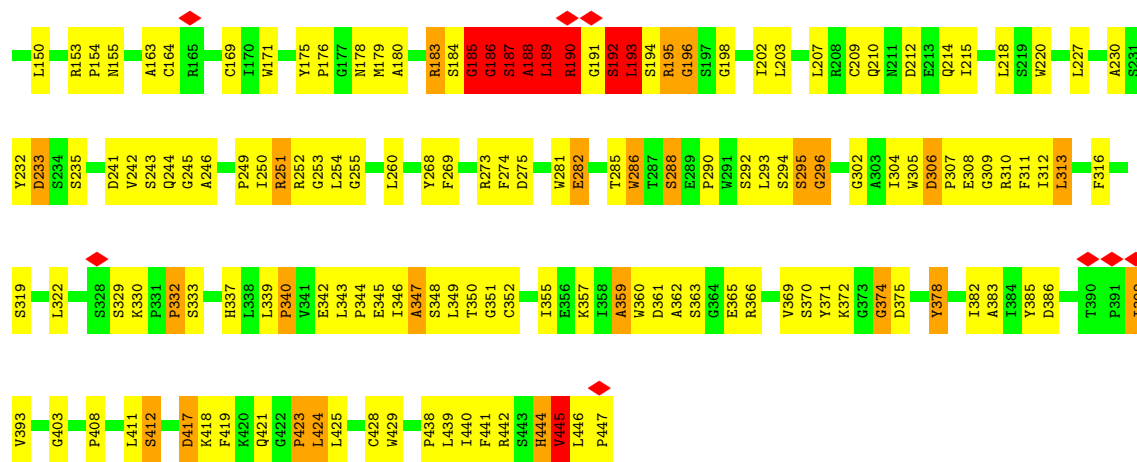


### • Molecule 19: Aladin

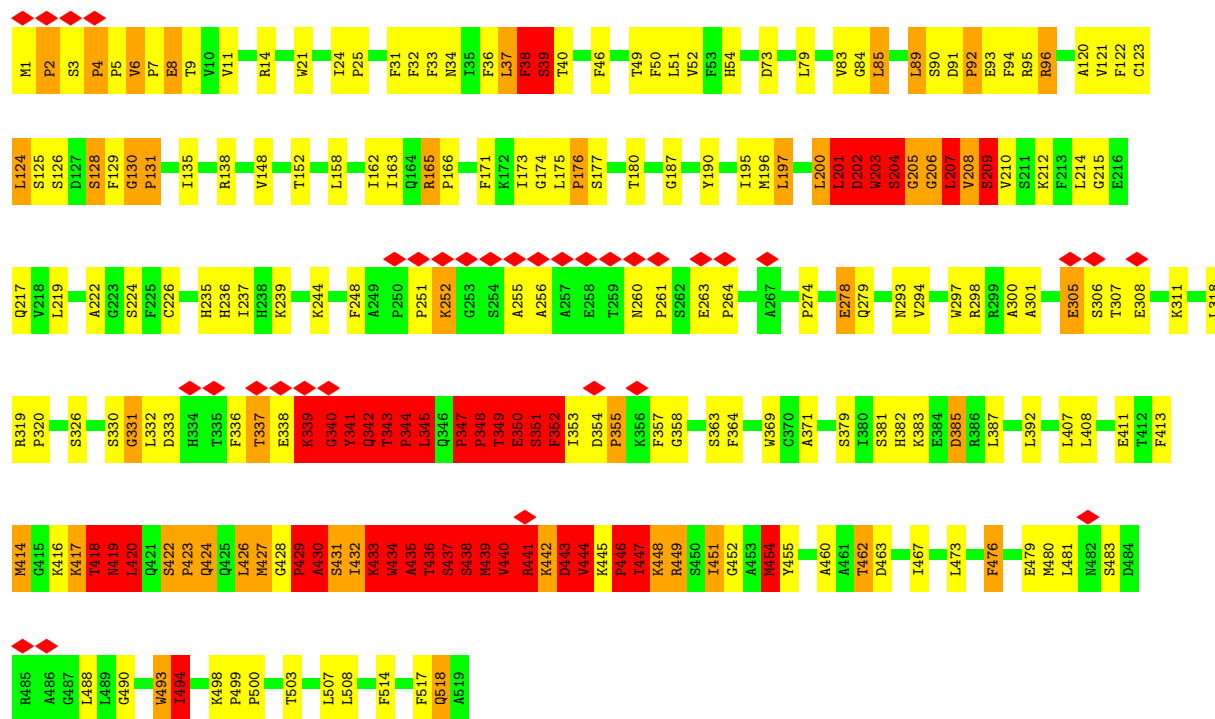


### • Molecule 19: Aladin

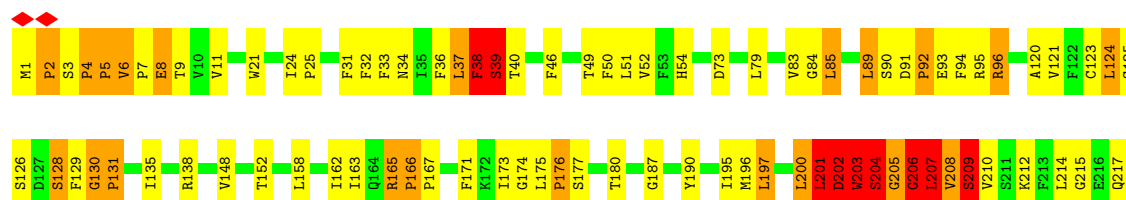


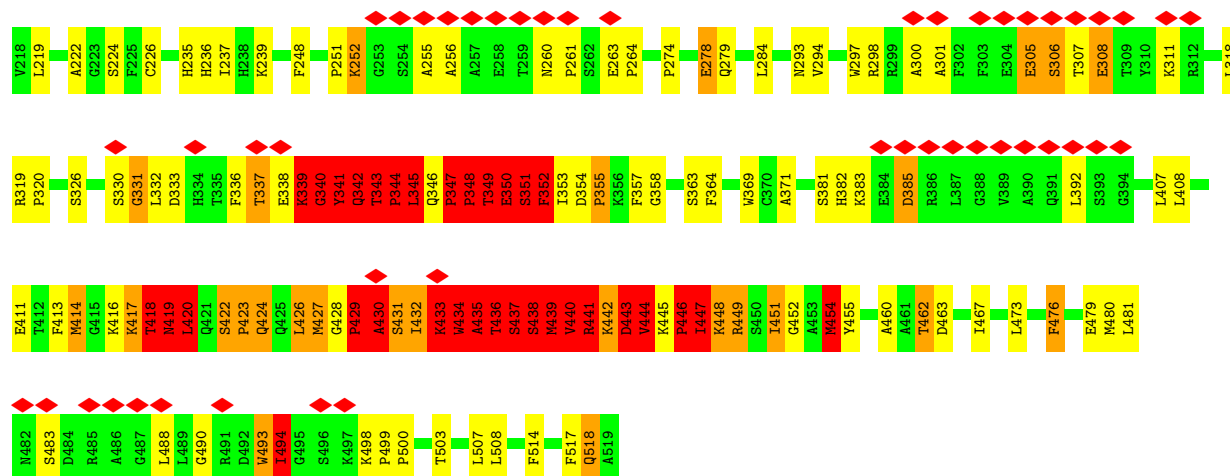


- Molecule 20: Nucleoporin protein Ndc1-Nup protein

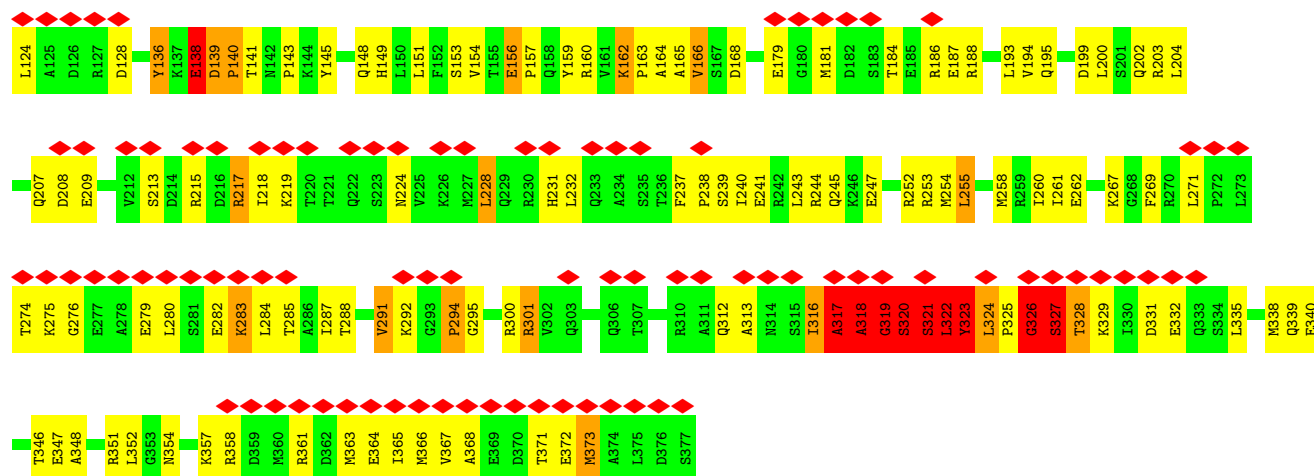


- Molecule 20: Nucleoporin protein Ndc1-Nup protein

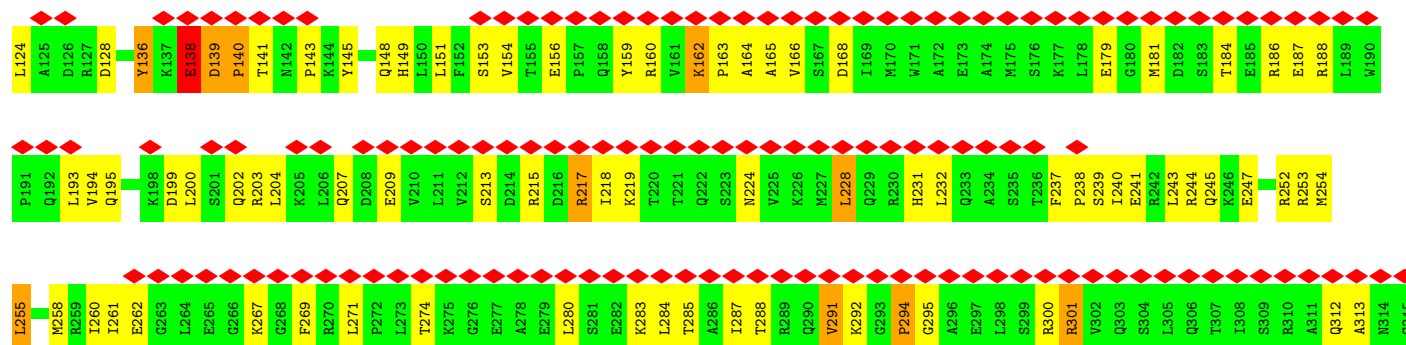


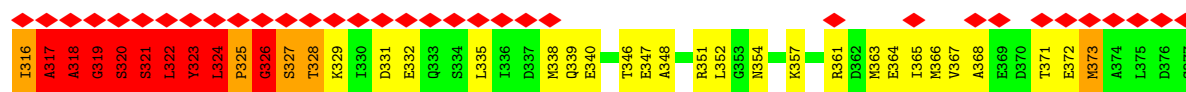


• Molecule 21: Nuclear pore complex protein NUP54

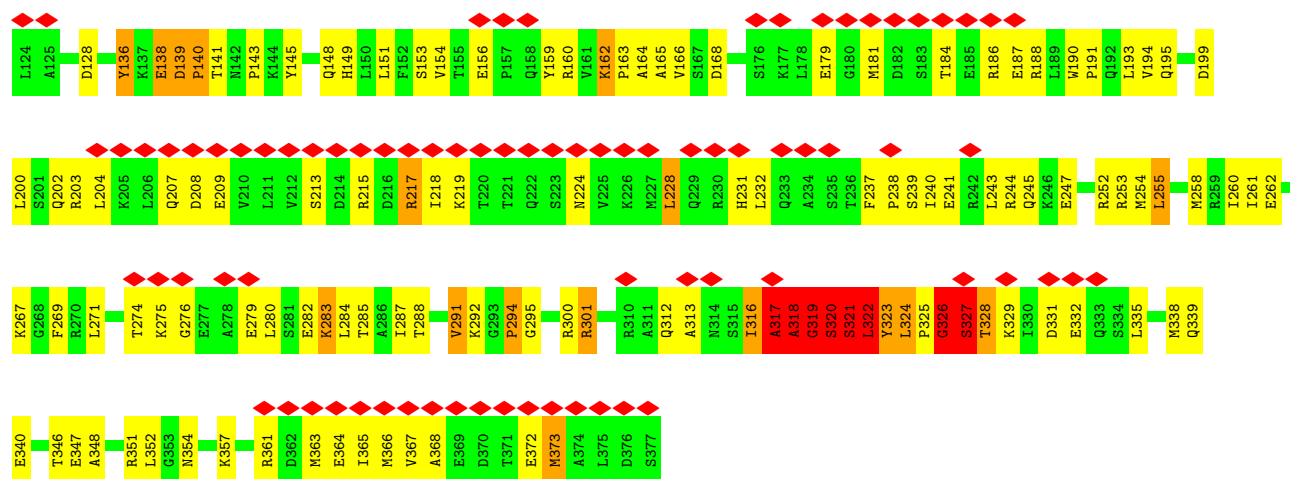


• Molecule 21: Nuclear pore complex protein NUP54

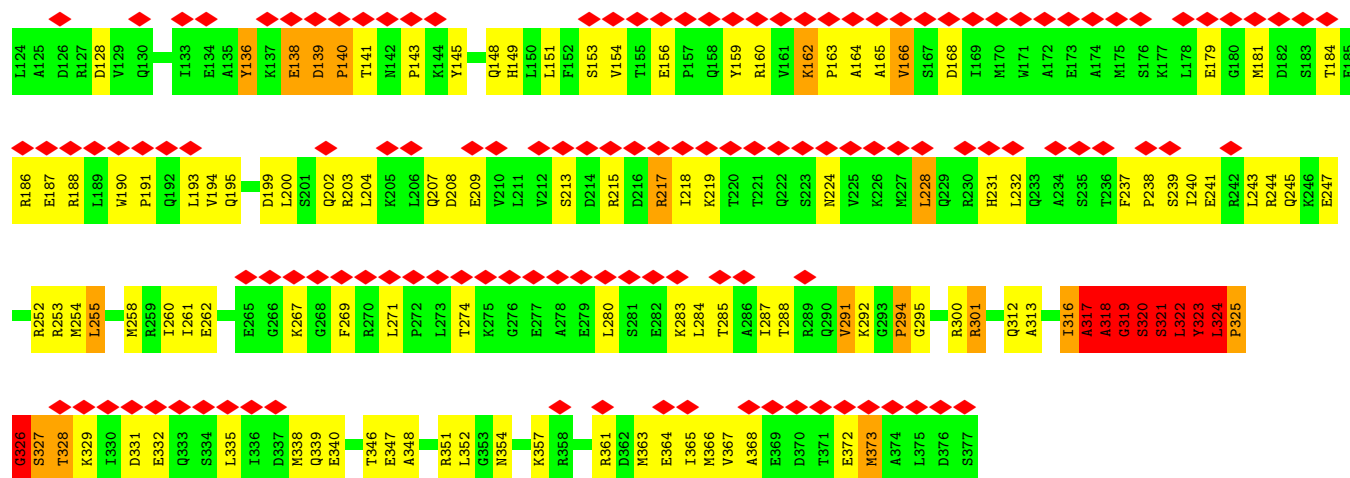




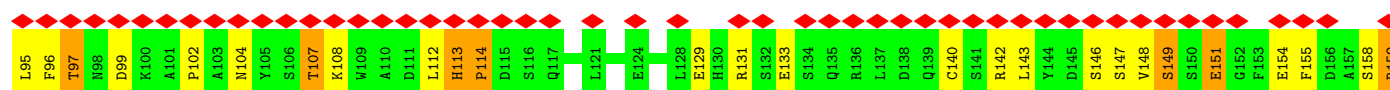
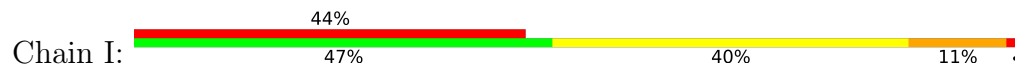
• Molecule 21: Nuclear pore complex protein NUP54

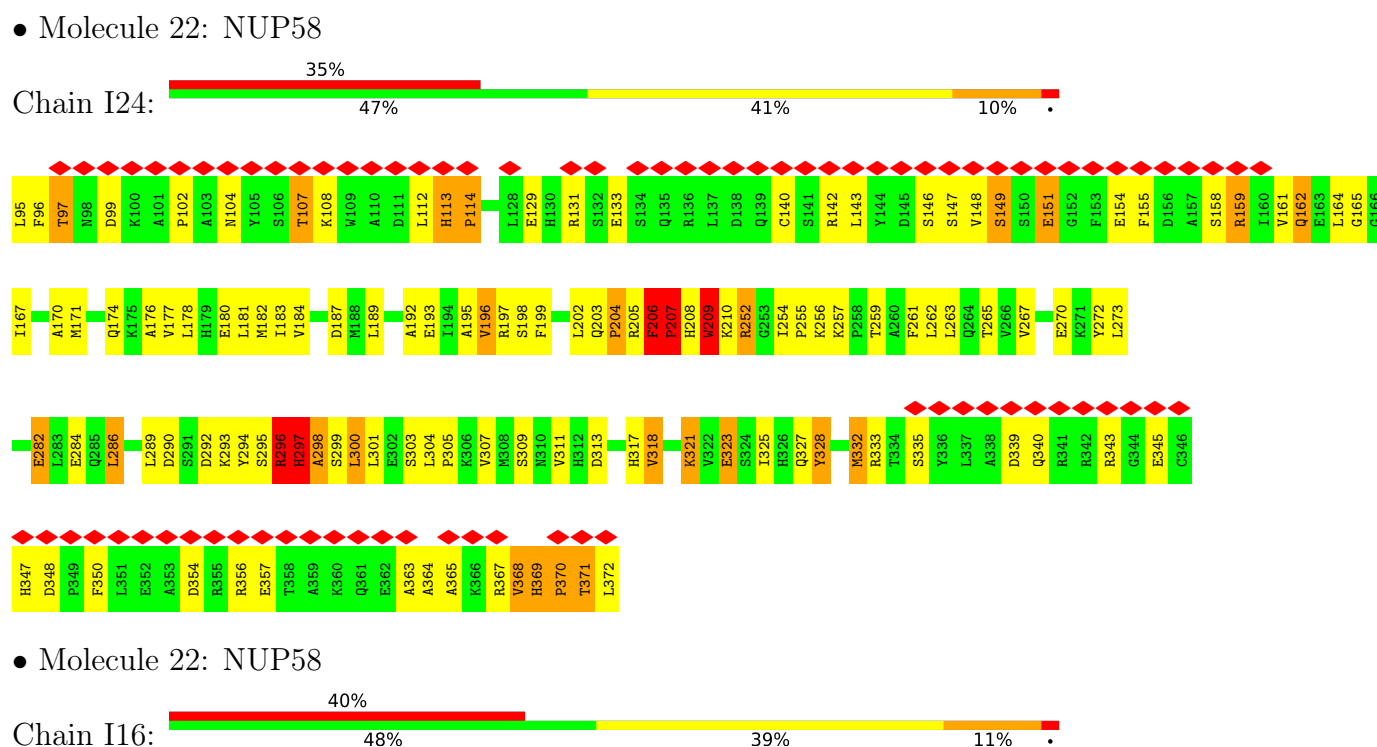
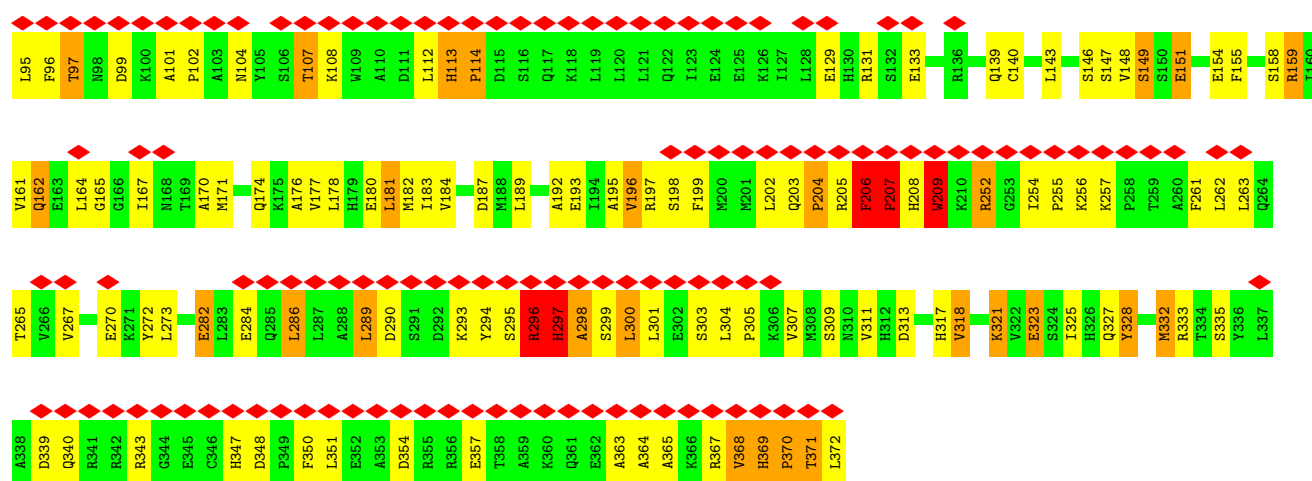
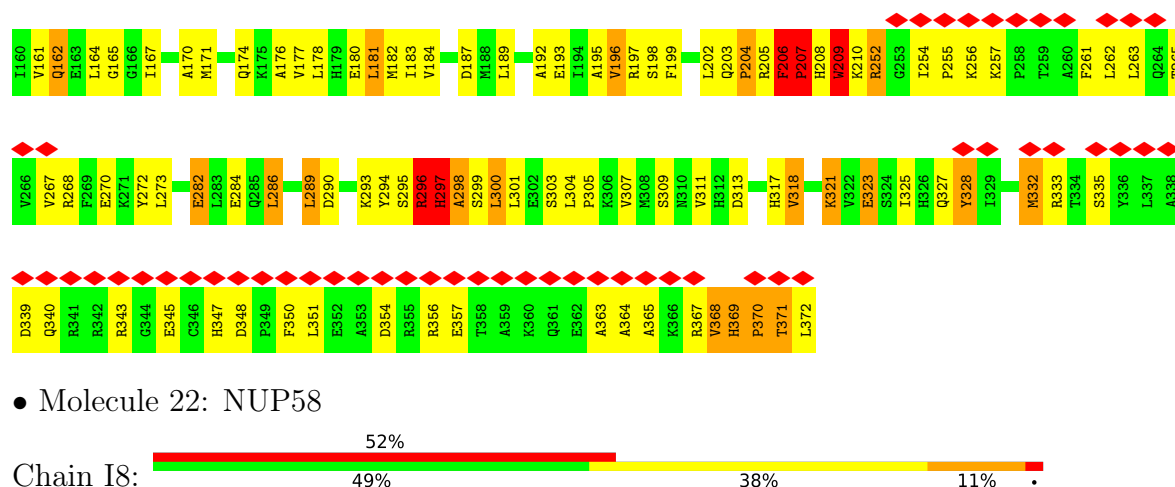


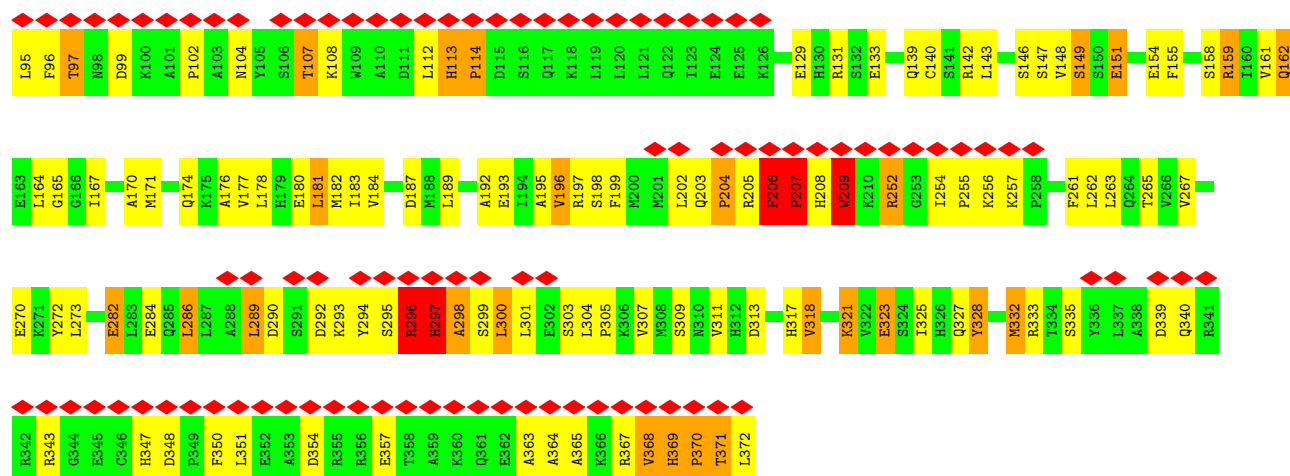
• Molecule 21: Nuclear pore complex protein NUP54



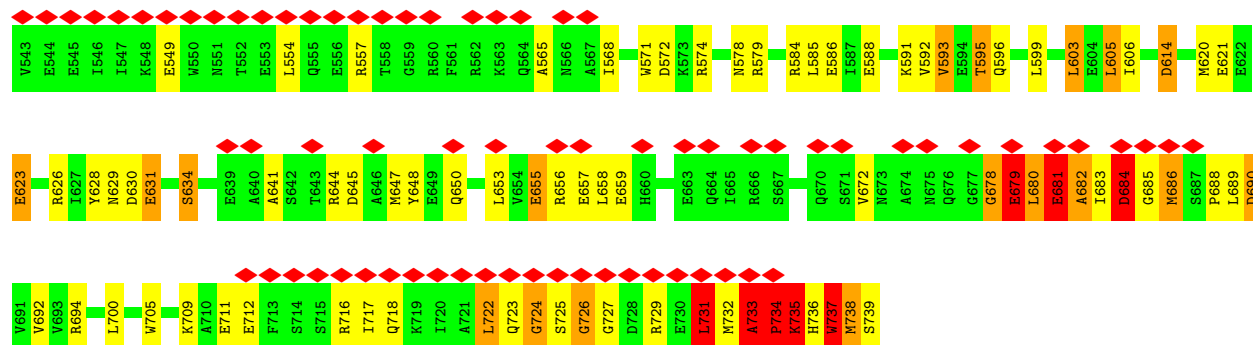
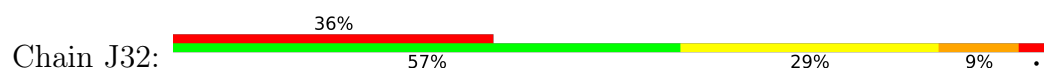
• Molecule 22: NUP58



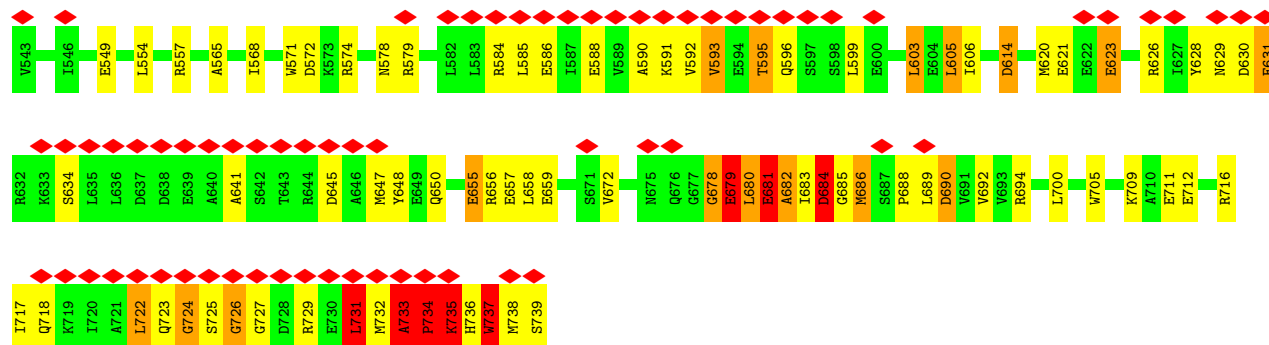




• Molecule 23: Nuclear pore complex protein NUP62

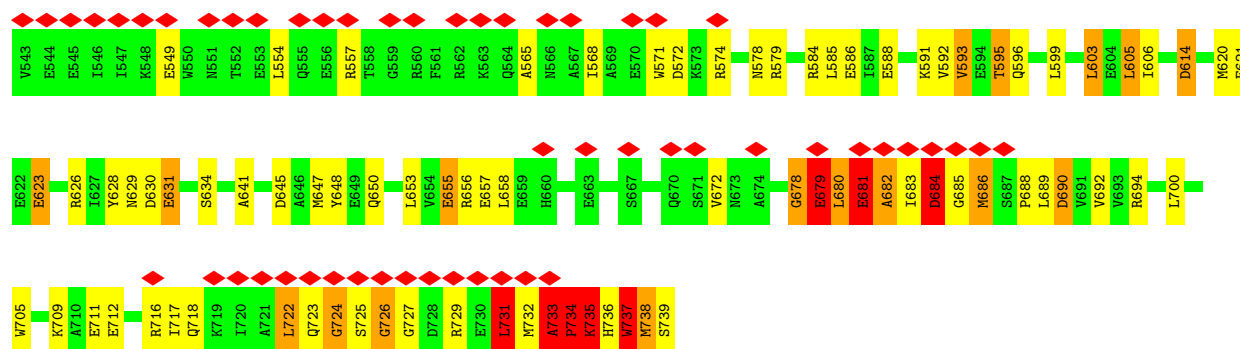


• Molecule 23: Nuclear pore complex protein NUP62

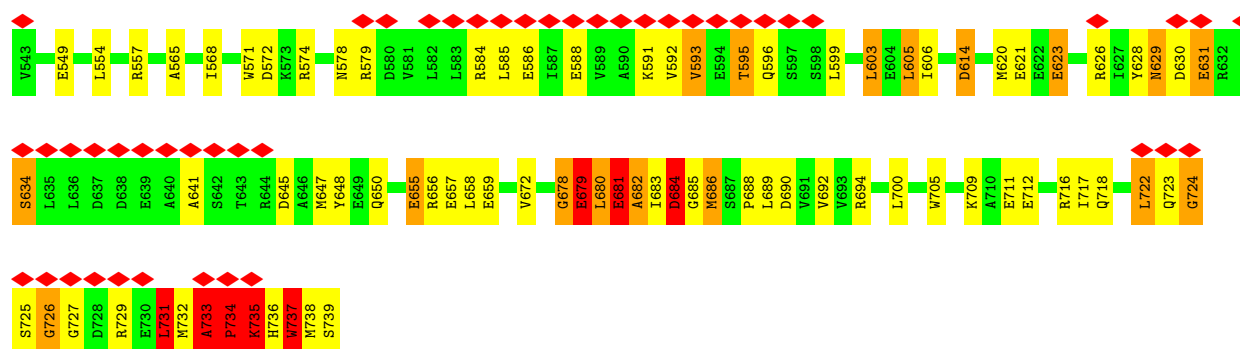


• Molecule 23: Nuclear pore complex protein NUP62

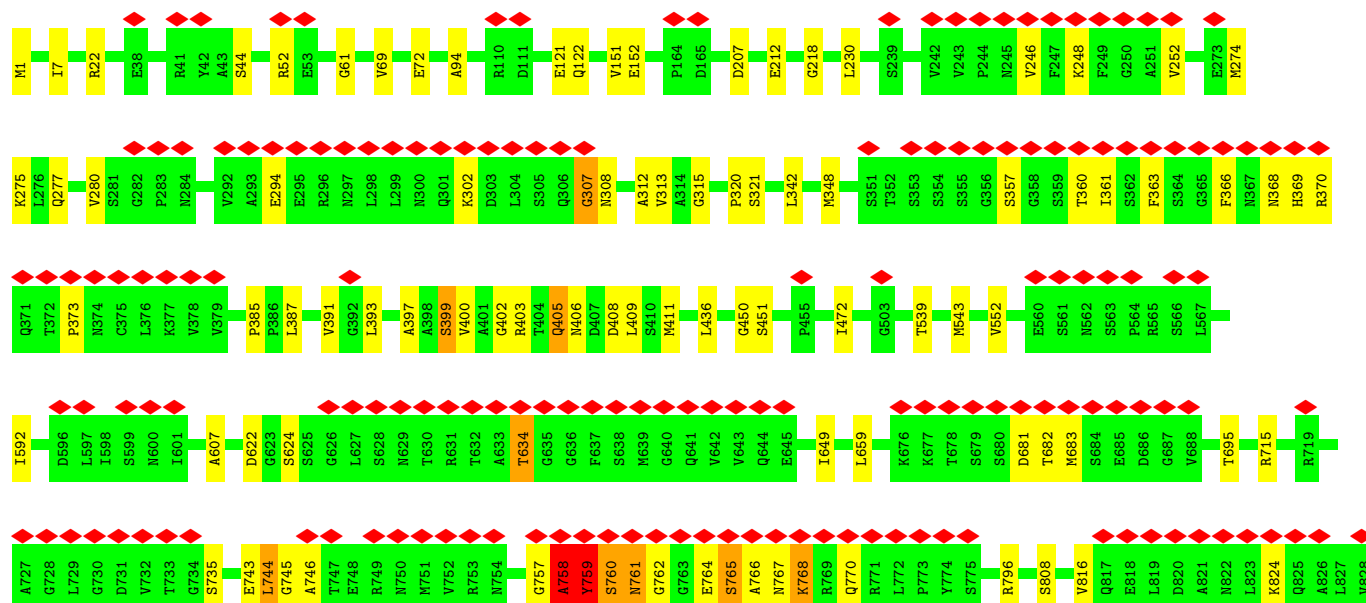
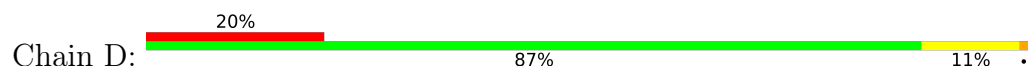




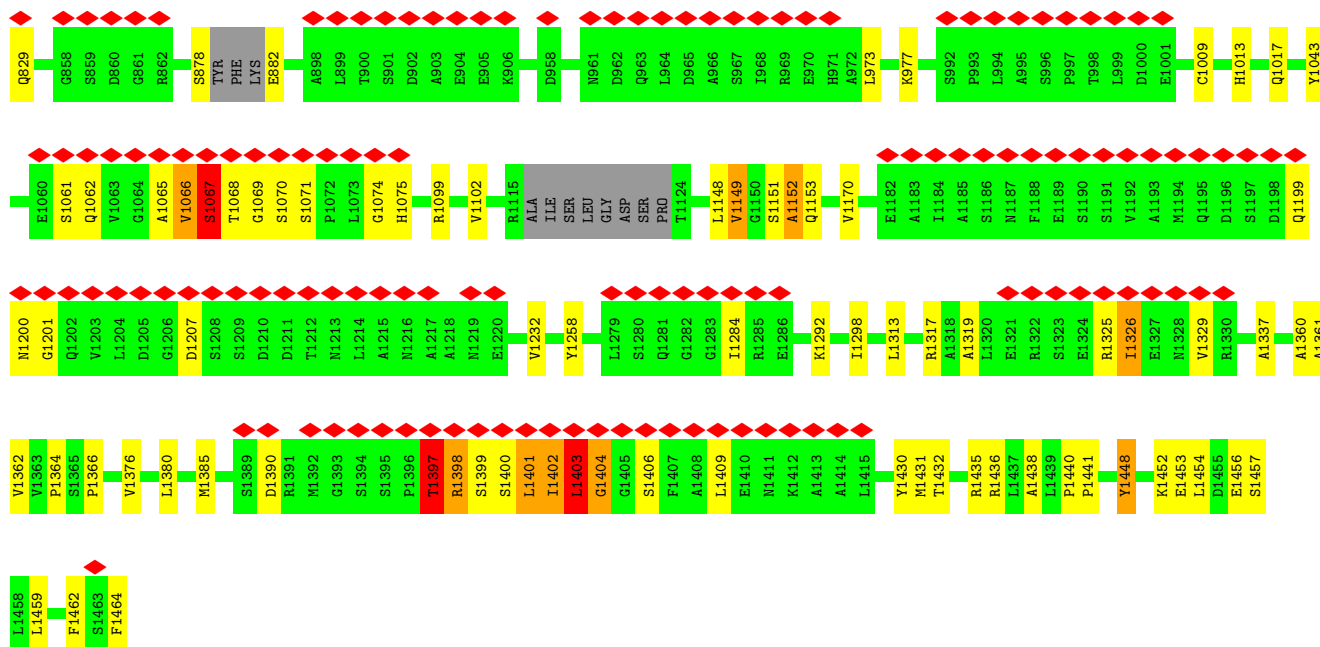
• Molecule 23: Nuclear pore complex protein NUP62



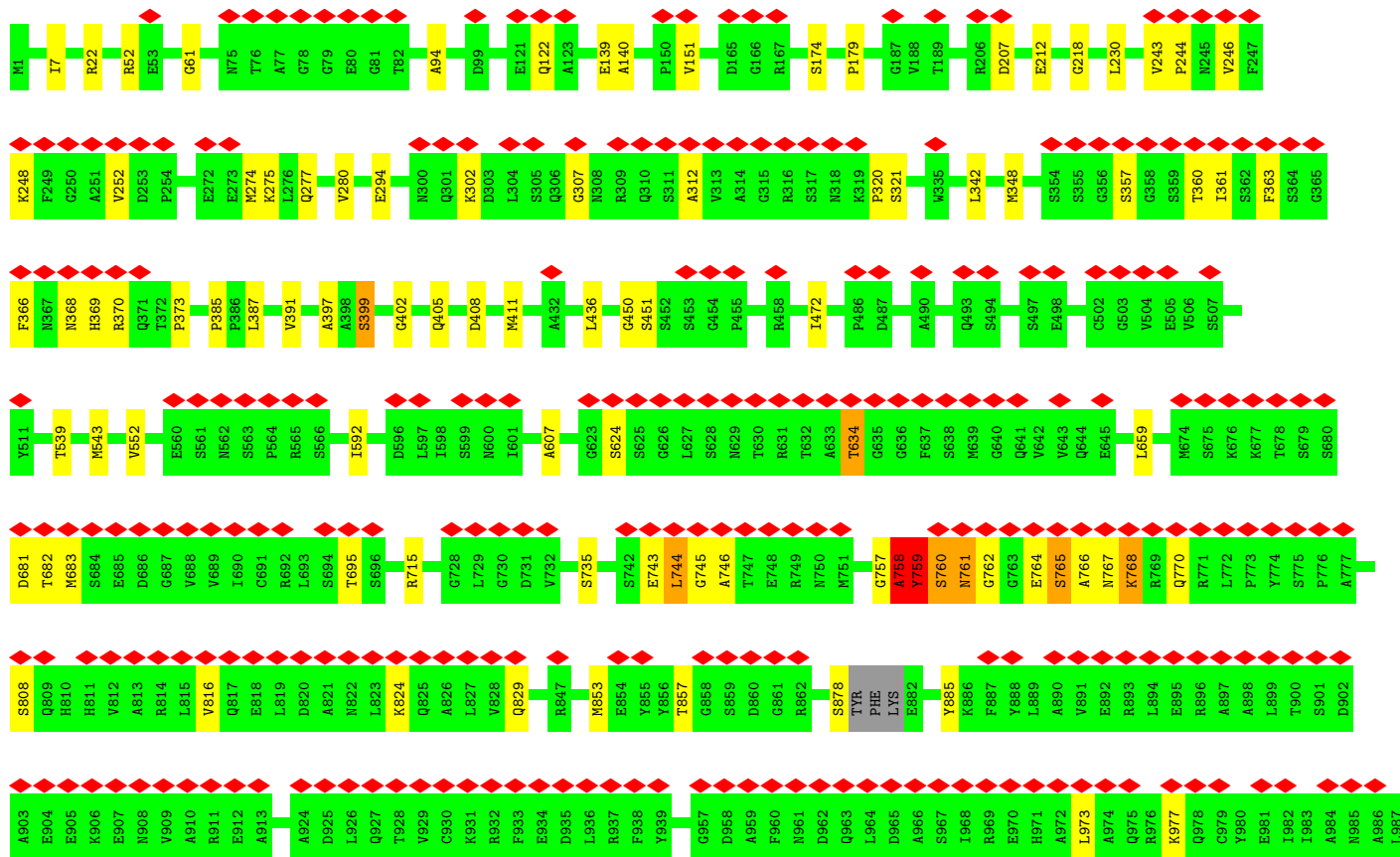
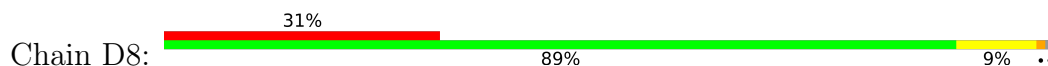
• Molecule 24: Nuclear pore complex protein NUP155

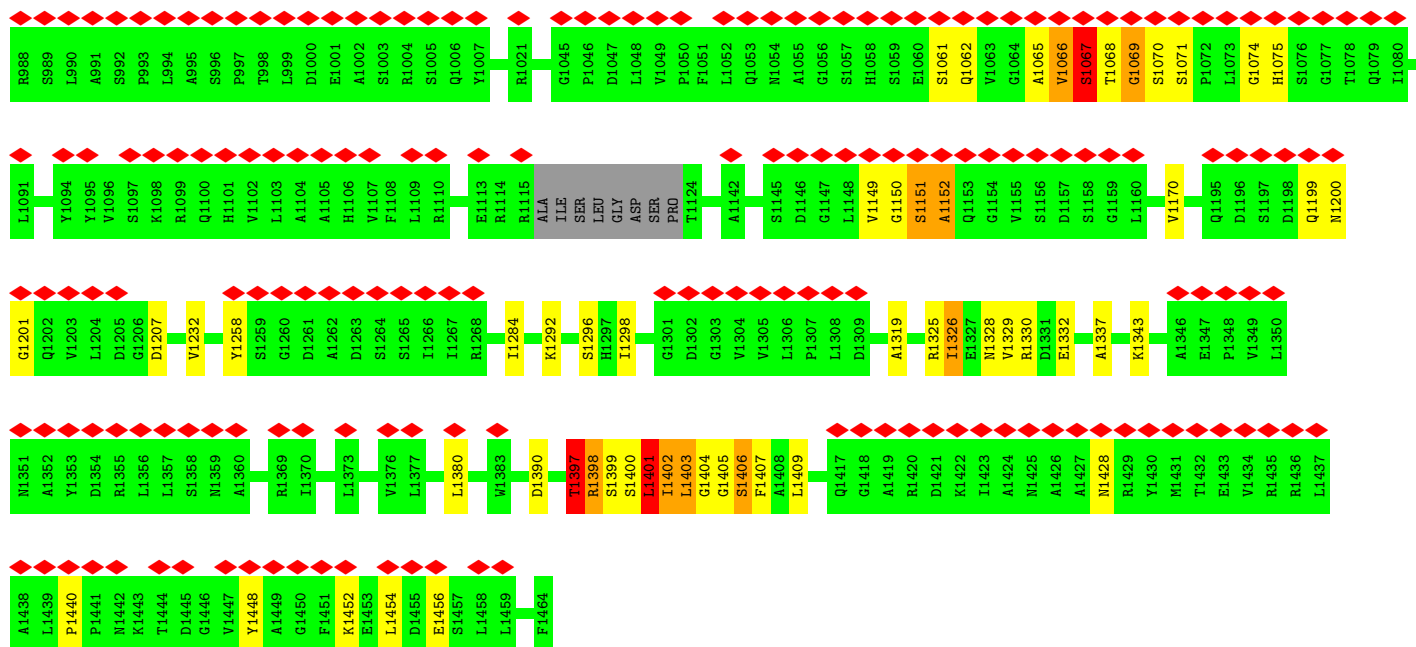




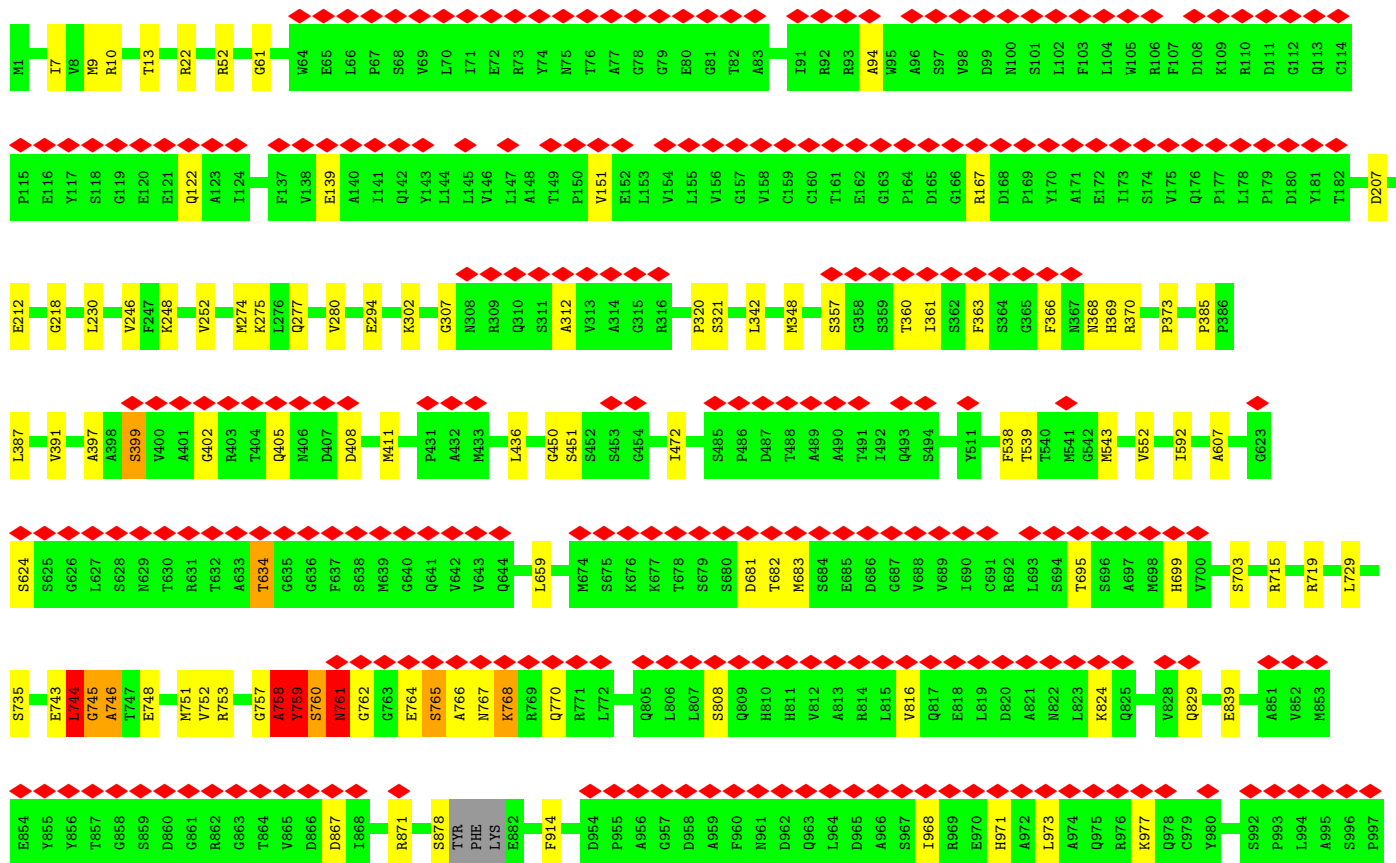
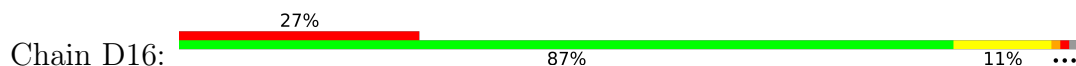


• Molecule 24: Nuclear pore complex protein NUP155

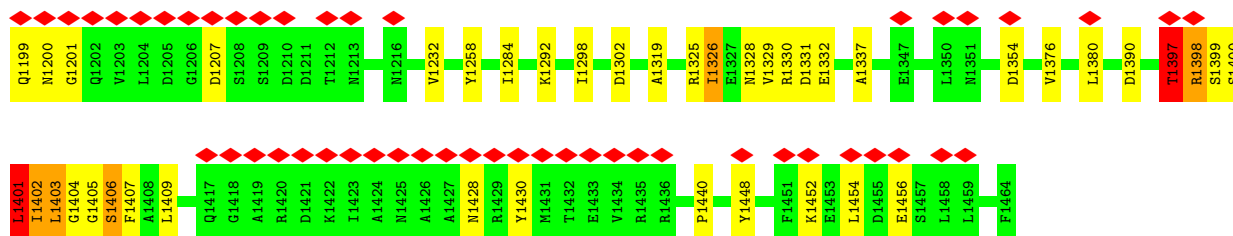





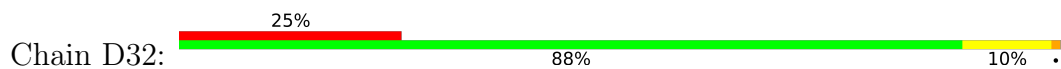
• Molecule 24: Nuclear pore complex protein NUP155

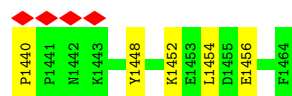





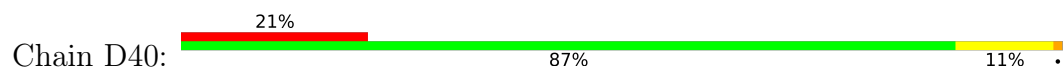


• Molecule 24: Nuclear pore complex protein NUP155





● Molecule 24: Nuclear pore complex protein NUP155



## 4 Experimental information

Property	Value	Source
EM reconstruction method	SUBTOMOGRAM AVERAGING	Depositor
Imposed symmetry	POINT, C8	Depositor
Number of subtomograms used	75	Depositor
Resolution determination method	OTHER	Depositor
CTF correction method	PHASE FLIPPING ONLY	Depositor
Microscope	TFS KRIOS	Depositor
Voltage (kV)	300	Depositor
Electron dose ( $e^-/\text{\AA}^2$ )	130	Depositor
Minimum defocus (nm)	2500	Depositor
Maximum defocus (nm)	5000	Depositor
Magnification	Not provided	
Image detector	GATAN K3 BIOQUANTUM (6k x 4k)	Depositor
Maximum map value	0.380	Depositor
Minimum map value	-0.333	Depositor
Average map value	0.003	Depositor
Map value standard deviation	0.025	Depositor
Recommended contour level	0.07	Depositor
Map size ( $\text{\AA}$ )	1740.8, 1740.8, 1740.8	wwPDB
Map dimensions	200, 200, 200	wwPDB
Map angles ( $^\circ$ )	90.0, 90.0, 90.0	wwPDB
Pixel spacing ( $\text{\AA}$ )	8.704, 8.704, 8.704	Depositor

## 5 Model quality ⓘ

### 5.1 Standard geometry ⓘ

The Z score for a bond length (or angle) is the number of standard deviations the observed value is removed from the expected value. A bond length (or angle) with  $|Z| > 5$  is considered an outlier worth inspection. RMSZ is the root-mean-square of all Z scores of the bond lengths (or angles).

Mol	Chain	Bond lengths		Bond angles	
		RMSZ	# Z  >5	RMSZ	# Z  >5
1	R	2.22	73/11843 (0.6%)	1.56	85/16033 (0.5%)
1	R16	2.21	73/11843 (0.6%)	1.56	84/16033 (0.5%)
1	R8	2.22	73/11843 (0.6%)	1.56	81/16033 (0.5%)
2	M	1.26	111/5730 (1.9%)	1.42	99/7766 (1.3%)
2	M16	1.26	114/5730 (2.0%)	1.42	97/7766 (1.2%)
2	M8	1.26	111/5730 (1.9%)	1.42	97/7766 (1.2%)
3	N	1.24	41/2366 (1.7%)	1.32	25/3234 (0.8%)
3	N16	1.24	39/2366 (1.6%)	1.32	25/3234 (0.8%)
3	N8	1.24	40/2366 (1.7%)	1.32	25/3234 (0.8%)
4	T	3.67	6/5605 (0.1%)	1.68	19/7591 (0.3%)
4	T16	3.67	6/5605 (0.1%)	1.68	17/7591 (0.2%)
4	T8	3.67	6/5605 (0.1%)	1.68	17/7591 (0.2%)
5	P	1.26	106/5736 (1.8%)	1.29	85/7754 (1.1%)
5	P16	1.26	105/5736 (1.8%)	1.29	85/7754 (1.1%)
5	P8	1.26	107/5736 (1.9%)	1.29	85/7754 (1.1%)
6	O	1.17	33/2391 (1.4%)	1.30	34/3246 (1.0%)
6	O16	1.16	33/2391 (1.4%)	1.30	34/3246 (1.0%)
6	O8	1.17	33/2391 (1.4%)	1.30	34/3246 (1.0%)
7	Q	1.29	51/2834 (1.8%)	1.48	53/3849 (1.4%)
7	Q16	1.29	51/2834 (1.8%)	1.48	53/3849 (1.4%)
7	Q8	1.28	48/2834 (1.7%)	1.48	53/3849 (1.4%)
8	L	2.52	4/7942 (0.1%)	1.52	13/10761 (0.1%)
8	L16	2.52	3/7942 (0.0%)	1.52	13/10761 (0.1%)
8	L8	2.52	3/7942 (0.0%)	1.52	13/10761 (0.1%)
9	K	1.77	213/5800 (3.7%)	1.91	212/7828 (2.7%)
9	K16	0.77	0/5801	1.25	6/7828 (0.1%)
9	K8	1.77	215/5800 (3.7%)	1.91	211/7828 (2.7%)
10	C	1.59	399/14649 (2.7%)	1.80	503/19823 (2.5%)
10	C16	1.59	409/14783 (2.8%)	1.82	520/20005 (2.6%)
10	C24	1.59	410/14783 (2.8%)	1.82	526/20005 (2.6%)
10	C32	1.59	413/14783 (2.8%)	1.82	525/20005 (2.6%)
10	C8	1.58	381/14420 (2.6%)	1.73	454/19508 (2.3%)
11	A16	1.24	107/6584 (1.6%)	1.21	61/8878 (0.7%)
11	A24	1.24	99/6584 (1.5%)	1.23	68/8878 (0.8%)

Mol	Chain	Bond lengths		Bond angles	
		RMSZ	# Z  >5	RMSZ	# Z  >5
11	A32	1.24	108/6584 (1.6%)	1.21	61/8878 (0.7%)
11	A40	1.24	99/6584 (1.5%)	1.23	68/8878 (0.8%)
12	A	1.23	84/5826 (1.4%)	1.21	58/7855 (0.7%)
12	A48	1.23	86/5855 (1.5%)	1.21	58/7897 (0.7%)
13	V	1.78	67/1617 (4.1%)	1.71	42/2175 (1.9%)
14	W	1.13	65/6274 (1.0%)	1.36	70/8517 (0.8%)
15	J	1.49	50/1516 (3.3%)	1.41	26/2038 (1.3%)
16	A8	1.16	5/530 (0.9%)	1.38	10/709 (1.4%)
17	F	1.44	6/220 (2.7%)	2.85	17/302 (5.6%)
17	F16	1.45	6/220 (2.7%)	2.88	17/302 (5.6%)
17	F24	1.45	6/220 (2.7%)	2.88	17/302 (5.6%)
17	F8	1.44	6/220 (2.7%)	2.87	17/302 (5.6%)
18	B	1.42	356/15710 (2.3%)	1.68	461/21300 (2.2%)
18	B8	1.42	356/15710 (2.3%)	1.68	467/21300 (2.2%)
19	4	1.53	98/3497 (2.8%)	1.74	92/4746 (1.9%)
19	48	1.53	98/3497 (2.8%)	1.74	89/4746 (1.9%)
20	E	1.51	95/4165 (2.3%)	1.56	92/5657 (1.6%)
20	E8	1.51	95/4165 (2.3%)	1.56	91/5657 (1.6%)
21	H	1.31	46/2046 (2.2%)	1.31	24/2749 (0.9%)
21	H16	1.32	45/2046 (2.2%)	1.31	24/2749 (0.9%)
21	H24	1.31	45/2046 (2.2%)	1.31	24/2749 (0.9%)
21	H8	1.31	45/2046 (2.2%)	1.31	24/2749 (0.9%)
22	I	1.45	50/1978 (2.5%)	1.35	33/2664 (1.2%)
22	I16	1.45	50/1978 (2.5%)	1.34	32/2664 (1.2%)
22	I24	1.45	48/1978 (2.4%)	1.34	33/2664 (1.2%)
22	I8	1.45	51/1978 (2.6%)	1.34	31/2664 (1.2%)
23	J16	1.30	30/1617 (1.9%)	1.42	39/2174 (1.8%)
23	J24	1.30	29/1617 (1.8%)	1.42	39/2174 (1.8%)
23	J32	1.30	31/1617 (1.9%)	1.41	39/2174 (1.8%)
23	J8	1.30	31/1617 (1.9%)	1.42	39/2174 (1.8%)
24	D	0.76	2/11328 (0.0%)	1.25	27/15333 (0.2%)
24	D16	0.76	2/11328 (0.0%)	1.25	26/15333 (0.2%)
24	D24	0.76	2/11328 (0.0%)	1.25	24/15333 (0.2%)
24	D32	0.76	2/11328 (0.0%)	1.25	26/15333 (0.2%)
24	D40	0.76	2/11328 (0.0%)	1.25	27/15333 (0.2%)
24	D8	0.76	2/11328 (0.0%)	1.25	26/15333 (0.2%)
All	All	1.65	6115/410270 (1.5%)	1.52	6602/555195 (1.2%)

Chiral center outliers are detected by calculating the chiral volume of a chiral center and verifying if the center is modelled as a planar moiety or with the opposite hand. A planarity outlier is detected by checking planarity of atoms in a peptide group, atoms in a mainchain group or atoms of a sidechain that are expected to be planar.



Mol	Chain	#Chirality outliers	#Planarity outliers
1	R	0	45
1	R16	0	45
1	R8	0	45
2	M	0	33
2	M16	0	34
2	M8	0	33
3	N	0	14
3	N16	0	14
3	N8	0	14
4	T	0	7
4	T16	0	7
4	T8	0	7
5	P	0	33
5	P16	0	33
5	P8	0	33
6	O	0	9
6	O16	0	9
6	O8	0	9
7	Q	0	17
7	Q16	0	17
7	Q8	0	17
8	L	0	3
8	L16	0	3
8	L8	0	3
9	K	0	84
9	K16	0	6
9	K8	0	84
10	C	0	171
10	C16	0	178
10	C24	0	178
10	C32	0	178
10	C8	0	146
11	A16	0	38
11	A24	0	40
11	A32	0	38
11	A40	0	40
12	A	0	36
12	A48	0	36
13	V	0	24
14	W	0	22
15	J	0	7
16	A8	0	3
17	F	0	10

*Continued on next page...*

*Continued from previous page...*

Mol	Chain	#Chirality outliers	#Planarity outliers
17	F16	0	10
17	F24	0	10
17	F8	0	10
18	B	0	196
18	B8	0	198
19	4	0	43
19	48	0	43
20	E	0	51
20	E8	0	51
21	H	0	8
21	H16	0	8
21	H24	0	8
21	H8	0	8
22	I	0	12
22	I16	0	12
22	I24	0	12
22	I8	0	12
23	J16	0	9
23	J24	0	9
23	J32	0	9
23	J8	0	9
24	D	0	29
24	D16	0	29
24	D24	0	29
24	D32	0	29
24	D40	0	29
24	D8	0	29
All	All	0	2705

All (6115) bond length outliers are listed below:

Mol	Chain	Res	Type	Atoms	Z	Observed(Å)	Ideal(Å)
1	R	529	HIS	CD2-NE2	170.27	3.25	1.37
1	R8	529	HIS	CD2-NE2	170.21	3.25	1.37
1	R16	529	HIS	CD2-NE2	170.14	3.25	1.37
4	T	160	HIS	CD2-NE2	169.95	3.24	1.37
4	T8	160	HIS	CD2-NE2	169.94	3.24	1.37
4	T16	160	HIS	CD2-NE2	169.85	3.24	1.37
8	L16	1054	HIS	CD2-NE2	169.36	3.24	1.37
8	L8	1054	HIS	CD2-NE2	169.32	3.24	1.37
8	L	1054	HIS	CD2-NE2	169.25	3.24	1.37
8	L8	1054	HIS	CE1-NE2	124.57	2.57	1.32

*Continued on next page...*

*Continued from previous page...*

Mol	Chain	Res	Type	Atoms	Z	Observed(Å)	Ideal(Å)
8	L	1054	HIS	CE1-NE2	124.54	2.57	1.32
8	L16	1054	HIS	CE1-NE2	124.51	2.57	1.32
4	T16	386	HIS	CE1-NE2	123.52	2.56	1.32
4	T	386	HIS	CE1-NE2	123.48	2.56	1.32
4	T8	386	HIS	CE1-NE2	123.46	2.56	1.32
1	R16	529	HIS	CE1-NE2	122.75	2.55	1.32
1	R	529	HIS	CE1-NE2	122.70	2.55	1.32
1	R8	529	HIS	CE1-NE2	122.68	2.55	1.32
4	T	160	HIS	CE1-NE2	122.62	2.55	1.32
4	T16	160	HIS	CE1-NE2	122.59	2.55	1.32
4	T8	160	HIS	CE1-NE2	122.49	2.55	1.32
4	T16	386	HIS	ND1-CE1	82.06	2.14	1.32
4	T	386	HIS	ND1-CE1	82.05	2.14	1.32
4	T8	386	HIS	ND1-CE1	81.96	2.14	1.32
4	T	386	HIS	CD2-NE2	69.03	2.13	1.37
4	T8	386	HIS	CD2-NE2	68.92	2.13	1.37
4	T16	386	HIS	CD2-NE2	68.87	2.13	1.37
1	R16	1121	ARG	C-N	38.47	1.87	1.33
1	R	1121	ARG	C-N	38.45	1.87	1.33
1	R8	1121	ARG	C-N	38.38	1.87	1.33
10	C16	668	ALA	C-N	34.24	1.83	1.33
10	C24	668	ALA	C-N	34.22	1.83	1.33
10	C8	668	ALA	C-N	34.20	1.83	1.33
10	C	668	ALA	C-N	34.15	1.83	1.33
10	C32	668	ALA	C-N	34.15	1.83	1.33
1	R	529	HIS	ND1-CE1	-31.16	1.01	1.32
4	T8	160	HIS	ND1-CE1	-31.16	1.01	1.32
4	T	160	HIS	ND1-CE1	-31.12	1.01	1.32
1	R8	529	HIS	ND1-CE1	-31.09	1.01	1.32
8	L16	1054	HIS	ND1-CE1	-31.09	1.01	1.32
1	R16	529	HIS	ND1-CE1	-31.08	1.01	1.32
8	L8	1054	HIS	ND1-CE1	-31.08	1.01	1.32
4	T16	160	HIS	ND1-CE1	-31.04	1.01	1.32
8	L	1054	HIS	ND1-CE1	-30.88	1.01	1.32
20	E8	340	GLY	C-N	25.05	1.67	1.33
20	E	340	GLY	C-N	25.04	1.67	1.33
9	K8	719	GLY	C-N	24.76	1.74	1.33
9	K	719	GLY	C-N	24.73	1.74	1.33
14	W	584	CYS	C-N	24.32	1.66	1.33
10	C	670	GLU	C-N	21.34	1.67	1.33
10	C8	670	GLU	C-N	21.31	1.67	1.33
10	C16	670	GLU	C-N	21.31	1.67	1.33

*Continued on next page...*

*Continued from previous page...*

Mol	Chain	Res	Type	Atoms	Z	Observed(Å)	Ideal(Å)
10	C32	670	GLU	C-N	21.30	1.67	1.33
10	C24	670	GLU	C-N	21.27	1.67	1.33
10	C24	666	LEU	C-N	19.82	1.57	1.33
10	C16	666	LEU	C-N	19.76	1.57	1.33
10	C32	666	LEU	C-N	19.72	1.57	1.33
10	C8	666	LEU	C-N	19.68	1.57	1.33
10	C	666	LEU	C-N	19.66	1.57	1.33
9	K	1048	GLN	C-N	19.08	1.59	1.34
9	K8	1048	GLN	C-N	19.07	1.59	1.34
20	E	429	PRO	C-N	18.92	1.63	1.33
20	E8	429	PRO	C-N	18.86	1.63	1.33
9	K	1273	GLU	C-N	18.83	1.60	1.33
9	K8	1273	GLU	C-N	18.81	1.60	1.33
18	B8	540	ILE	C-N	18.68	1.58	1.33
18	B	540	ILE	C-N	18.62	1.58	1.33
10	C24	1837	CYS	C-N	18.59	1.59	1.33
10	C32	1837	CYS	C-N	18.59	1.59	1.33
10	C8	1837	CYS	C-N	18.57	1.59	1.33
10	C	1837	CYS	C-N	18.55	1.59	1.33
10	C16	1837	CYS	C-N	18.51	1.59	1.33
9	K8	1271	GLU	C-N	17.72	1.56	1.33
9	K	1271	GLU	C-N	17.65	1.56	1.33
9	K	1269	CYS	C-N	16.64	1.54	1.33
9	K8	1269	CYS	C-N	16.58	1.54	1.33
10	C24	1130	SER	C-N	16.47	1.57	1.33
10	C16	1130	SER	C-N	16.45	1.57	1.33
10	C	1130	SER	C-N	16.43	1.57	1.33
10	C32	1130	SER	C-N	16.30	1.57	1.33
9	K8	1275	ILE	C-N	16.27	1.55	1.33
9	K	1275	ILE	C-N	16.26	1.55	1.33
10	C8	1130	SER	C-N	16.25	1.57	1.33
10	C32	1358	ASP	C-N	16.16	1.55	1.33
10	C8	1358	ASP	C-N	16.15	1.55	1.33
10	C16	1358	ASP	C-N	16.12	1.55	1.33
10	C24	1358	ASP	C-N	16.11	1.55	1.33
10	C	1358	ASP	C-N	16.06	1.55	1.33
9	K8	927	ARG	C-N	16.01	1.54	1.33
9	K	927	ARG	C-N	15.99	1.54	1.33
9	K	721	PRO	C-N	15.58	1.52	1.33
9	K8	721	PRO	C-N	15.52	1.52	1.33
9	K8	1051	GLU	C-N	-15.37	1.12	1.33
9	K	1051	GLU	C-N	-15.27	1.12	1.33

*Continued on next page...*

*Continued from previous page...*

Mol	Chain	Res	Type	Atoms	Z	Observed(Å)	Ideal(Å)
10	C8	250	GLU	C-N	15.05	1.41	1.33
10	C8	1656	VAL	C-N	15.03	1.54	1.33
10	C32	1656	VAL	C-N	14.91	1.54	1.33
10	C32	250	GLU	C-N	14.91	1.41	1.33
20	E	342	GLN	C-N	14.90	1.57	1.33
10	C	1656	VAL	C-N	14.90	1.54	1.33
10	C24	1656	VAL	C-N	14.89	1.54	1.33
20	E8	342	GLN	C-N	14.89	1.57	1.33
10	C16	1656	VAL	C-N	14.85	1.54	1.33
10	C16	250	GLU	C-N	14.80	1.41	1.33
10	C	250	GLU	C-N	14.75	1.41	1.33
14	W	610	PRO	C-N	-14.62	1.14	1.34
10	C24	250	GLU	C-N	14.56	1.41	1.33
10	C32	882	GLY	C-N	14.23	1.52	1.33
10	C16	882	GLY	C-N	14.22	1.52	1.33
10	C24	882	GLY	C-N	14.19	1.52	1.33
10	C8	882	GLY	C-N	14.19	1.52	1.33
18	B	1961	TYR	C-N	14.15	1.50	1.33
10	C	450	PRO	C-N	14.12	1.53	1.33
10	C	882	GLY	C-N	14.09	1.52	1.33
18	B8	1961	TYR	C-N	14.08	1.50	1.33
10	C24	450	PRO	C-N	14.07	1.53	1.33
10	C16	450	PRO	C-N	14.02	1.53	1.33
10	C32	450	PRO	C-N	14.02	1.53	1.33
10	C8	450	PRO	C-N	14.02	1.53	1.33
10	C8	1624	LEU	C-N	-13.87	1.14	1.33
10	C32	1624	LEU	C-N	-13.87	1.14	1.33
10	C	1624	LEU	C-N	-13.81	1.14	1.33
10	C16	1624	LEU	C-N	-13.78	1.14	1.33
10	C24	1624	LEU	C-N	-13.75	1.14	1.33
18	B8	853	HIS	C-N	13.70	1.49	1.33
18	B	853	HIS	C-N	13.68	1.49	1.33
10	C32	1332	GLN	C-N	-13.64	1.18	1.33
10	C32	18	THR	C-N	13.63	1.52	1.33
10	C16	1332	GLN	C-N	-13.62	1.18	1.33
10	C24	18	THR	C-N	13.61	1.52	1.33
10	C	1332	GLN	C-N	-13.59	1.18	1.33
10	C8	18	THR	C-N	13.57	1.52	1.33
10	C16	18	THR	C-N	13.57	1.52	1.33
10	C	18	THR	C-N	13.55	1.52	1.33
10	C24	1332	GLN	C-N	-13.54	1.18	1.33
10	C8	1332	GLN	C-N	-13.53	1.18	1.33

*Continued on next page...*

*Continued from previous page...*

Mol	Chain	Res	Type	Atoms	Z	Observed(Å)	Ideal(Å)
10	C8	1366	GLN	C-N	-13.40	1.16	1.33
10	C24	1366	GLN	C-N	-13.35	1.16	1.33
10	C24	1615	PHE	C-N	13.34	1.48	1.33
10	C32	1366	GLN	C-N	-13.34	1.16	1.33
10	C	1366	GLN	C-N	-13.32	1.16	1.33
10	C16	1366	GLN	C-N	-13.31	1.16	1.33
10	C	1615	PHE	C-N	13.27	1.48	1.33
18	B8	1782	CYS	C-N	13.27	1.51	1.33
18	B	1782	CYS	C-N	13.20	1.51	1.33
10	C8	1615	PHE	C-N	13.19	1.48	1.33
10	C32	1615	PHE	C-N	13.19	1.48	1.33
10	C16	1615	PHE	C-N	13.16	1.48	1.33
13	V	807	LYS	C-N	-13.10	1.17	1.33
1	R16	1388	GLY	C-N	-13.00	1.15	1.33
10	C24	1287	MET	C-N	-12.96	1.18	1.33
10	C16	1544	GLY	C-N	12.95	1.53	1.33
1	R	1388	GLY	C-N	-12.94	1.15	1.33
10	C32	1544	GLY	C-N	12.92	1.53	1.33
1	R8	1388	GLY	C-N	-12.92	1.15	1.33
10	C16	712	LEU	C-N	12.92	1.51	1.34
10	C24	1544	GLY	C-N	12.92	1.53	1.33
10	C16	1287	MET	C-N	-12.91	1.18	1.33
10	C32	712	LEU	C-N	12.90	1.51	1.34
10	C8	1544	GLY	C-N	12.88	1.53	1.33
10	C24	1073	GLY	C-N	12.88	1.50	1.33
10	C32	1287	MET	C-N	-12.88	1.18	1.33
10	C16	1063	PRO	C-N	-12.86	1.15	1.33
10	C24	1063	PRO	C-N	-12.86	1.15	1.33
10	C8	1287	MET	C-N	-12.86	1.18	1.33
10	C	1287	MET	C-N	-12.85	1.18	1.33
10	C	712	LEU	C-N	12.84	1.51	1.34
10	C24	712	LEU	C-N	12.84	1.51	1.34
10	C	1063	PRO	C-N	-12.83	1.15	1.33
10	C	1536	VAL	C-N	12.78	1.51	1.33
10	C	285	MET	C-N	12.78	1.49	1.33
10	C32	1063	PRO	C-N	-12.78	1.15	1.33
10	C16	1073	GLY	C-N	12.77	1.50	1.33
10	C8	1063	PRO	C-N	-12.73	1.15	1.33
10	C8	712	LEU	C-N	12.73	1.51	1.34
10	C32	285	MET	C-N	12.72	1.49	1.33
10	C24	285	MET	C-N	12.68	1.49	1.33
9	K	1270	VAL	C-N	-12.67	1.16	1.33

*Continued on next page...*

*Continued from previous page...*

Mol	Chain	Res	Type	Atoms	Z	Observed(Å)	Ideal(Å)
10	C16	285	MET	C-N	12.67	1.49	1.33
10	C32	1073	GLY	C-N	12.66	1.50	1.33
10	C	1073	GLY	C-N	12.66	1.50	1.33
19	48	191	GLY	C-N	12.65	1.51	1.33
9	K8	1270	VAL	C-N	-12.64	1.16	1.33
19	4	191	GLY	C-N	12.63	1.51	1.33
10	C8	1073	GLY	C-N	12.63	1.50	1.33
10	C8	285	MET	C-N	12.60	1.49	1.33
10	C24	1536	VAL	C-N	12.59	1.51	1.33
10	C32	602	VAL	C-N	12.58	1.51	1.34
10	C16	602	VAL	C-N	12.54	1.51	1.34
10	C	602	VAL	C-N	12.53	1.51	1.34
19	48	198	GLY	C-N	-12.53	1.15	1.33
10	C24	1494	ILE	C-N	12.51	1.49	1.33
10	C8	602	VAL	C-N	12.51	1.51	1.34
10	C32	1536	VAL	C-N	12.51	1.51	1.33
19	4	198	GLY	C-N	-12.50	1.15	1.33
10	C16	1536	VAL	C-N	12.48	1.51	1.33
10	C32	1494	ILE	C-N	12.47	1.49	1.33
18	B	1251	GLY	C-N	12.46	1.51	1.33
10	C8	1536	VAL	C-N	12.45	1.51	1.33
18	B8	1251	GLY	C-N	12.45	1.51	1.33
10	C16	1494	ILE	C-N	12.45	1.49	1.33
10	C24	602	VAL	C-N	12.44	1.51	1.34
9	K8	1218	ARG	C-N	-12.39	1.18	1.34
10	C	1494	ILE	C-N	12.36	1.49	1.33
9	K	1218	ARG	C-N	-12.36	1.18	1.34
9	K8	1052	SER	C-N	12.36	1.50	1.33
9	K	1052	SER	C-N	12.35	1.50	1.33
10	C8	1494	ILE	C-N	12.34	1.49	1.33
9	K8	1222	PHE	C-N	12.28	1.51	1.33
18	B	852	THR	C-N	12.27	1.50	1.34
9	K	1222	PHE	C-N	12.24	1.51	1.33
14	W	588	LYS	C-N	-12.21	1.16	1.33
18	B8	852	THR	C-N	12.20	1.50	1.34
10	C32	1538	THR	C-N	12.16	1.52	1.33
10	C24	1538	THR	C-N	12.14	1.52	1.33
1	R16	1494	THR	C-N	12.12	1.50	1.33
10	C24	1333	HIS	C-N	12.12	1.50	1.34
18	B8	1809	SER	C-N	12.12	1.47	1.33
18	B	299	CYS	C-N	-12.10	1.20	1.34
1	R	1494	THR	C-N	12.10	1.50	1.33

*Continued on next page...*

*Continued from previous page...*

Mol	Chain	Res	Type	Atoms	Z	Observed(Å)	Ideal(Å)
10	C	1333	HIS	C-N	12.10	1.50	1.34
10	C16	1538	THR	C-N	12.09	1.52	1.33
1	R8	1494	THR	C-N	12.08	1.50	1.33
18	B8	299	CYS	C-N	-12.08	1.20	1.34
10	C16	1333	HIS	C-N	12.07	1.50	1.34
10	C8	1777	SER	C-N	-12.06	1.19	1.33
10	C8	1333	HIS	C-N	12.05	1.50	1.34
10	C8	1538	THR	C-N	12.04	1.52	1.33
10	C32	1333	HIS	C-N	12.03	1.50	1.34
18	B	1809	SER	C-N	12.02	1.47	1.33
10	C32	69	PRO	N-CD	-12.00	1.30	1.47
14	W	647	PRO	N-CD	-11.97	1.30	1.47
10	C16	69	PRO	N-CD	-11.96	1.30	1.47
10	C	1777	SER	C-N	-11.93	1.19	1.33
10	C8	149	PRO	N-CD	-11.92	1.31	1.47
10	C24	65	PRO	N-CD	-11.92	1.31	1.47
10	C24	200	GLY	C-N	11.90	1.50	1.33
13	V	731	PRO	N-CD	-11.90	1.31	1.47
10	C	69	PRO	N-CD	-11.90	1.31	1.47
10	C	149	PRO	N-CD	-11.90	1.31	1.47
18	B	1962	PRO	N-CD	-11.89	1.31	1.47
10	C16	149	PRO	N-CD	-11.88	1.31	1.47
10	C24	149	PRO	N-CD	-11.87	1.31	1.47
10	C16	1777	SER	C-N	-11.86	1.19	1.33
10	C8	200	GLY	C-N	11.86	1.50	1.33
10	C32	149	PRO	N-CD	-11.86	1.31	1.47
10	C8	69	PRO	N-CD	-11.86	1.31	1.47
10	C32	47	PRO	N-CD	-11.86	1.31	1.47
10	C32	200	GLY	C-N	11.86	1.50	1.33
10	C	200	GLY	C-N	11.84	1.50	1.33
10	C24	69	PRO	N-CD	-11.84	1.31	1.47
18	B8	81	PRO	N-CD	-11.84	1.31	1.47
10	C8	923	PRO	N-CD	-11.83	1.31	1.47
18	B8	348	PRO	N-CD	-11.83	1.31	1.47
10	C32	1777	SER	C-N	-11.83	1.19	1.33
10	C32	65	PRO	N-CD	-11.82	1.31	1.47
10	C8	450	PRO	N-CD	-11.82	1.31	1.47
10	C16	65	PRO	N-CD	-11.81	1.31	1.47
18	B	348	PRO	N-CD	-11.81	1.31	1.47
10	C24	1777	SER	C-N	-11.81	1.19	1.33
18	B	81	PRO	N-CD	-11.81	1.31	1.47
18	B8	524	GLU	C-N	-11.81	1.18	1.33

*Continued on next page...*



*Continued from previous page...*

Mol	Chain	Res	Type	Atoms	Z	Observed(Å)	Ideal(Å)
11	A16	158	PRO	N-CD	-11.81	1.31	1.47
14	W	610	PRO	N-CD	-11.80	1.31	1.47
14	W	604	PRO	N-CD	-11.80	1.31	1.47
5	P	148	PRO	N-CD	-11.79	1.31	1.47
10	C16	200	GLY	C-N	11.79	1.50	1.33
1	R	1182	PRO	N-CD	-11.79	1.31	1.47
10	C16	47	PRO	N-CD	-11.79	1.31	1.47
12	A48	158	PRO	N-CD	-11.79	1.31	1.47
13	V	751	PRO	N-CD	-11.78	1.31	1.47
18	B8	1962	PRO	N-CD	-11.78	1.31	1.47
5	P16	685	PRO	N-CD	-11.78	1.31	1.47
10	C8	65	PRO	N-CD	-11.77	1.31	1.47
11	A24	158	PRO	N-CD	-11.77	1.31	1.47
11	A40	158	PRO	N-CD	-11.77	1.31	1.47
10	C24	450	PRO	N-CD	-11.77	1.31	1.47
10	C	47	PRO	N-CD	-11.77	1.31	1.47
10	C	65	PRO	N-CD	-11.77	1.31	1.47
10	C24	47	PRO	N-CD	-11.76	1.31	1.47
10	C	450	PRO	N-CD	-11.76	1.31	1.47
1	R8	1182	PRO	N-CD	-11.75	1.31	1.47
5	P8	685	PRO	N-CD	-11.74	1.31	1.47
10	C8	47	PRO	N-CD	-11.74	1.31	1.47
5	P16	155	PRO	N-CD	-11.73	1.31	1.47
1	R16	1182	PRO	N-CD	-11.73	1.31	1.47
5	P8	155	PRO	N-CD	-11.73	1.31	1.47
12	A	158	PRO	N-CD	-11.73	1.31	1.47
5	P8	292	GLU	C-N	-11.72	1.17	1.33
10	C8	1726	PRO	N-CD	-11.71	1.31	1.47
16	A8	158	PRO	N-CD	-11.71	1.31	1.47
10	C16	450	PRO	N-CD	-11.70	1.31	1.47
10	C24	923	PRO	N-CD	-11.70	1.31	1.47
5	P8	148	PRO	N-CD	-11.69	1.31	1.47
5	P16	292	GLU	C-N	-11.69	1.17	1.33
11	A16	461	VAL	C-N	-11.69	1.17	1.33
18	B	524	GLU	C-N	-11.69	1.19	1.33
18	B8	1921	PRO	N-CD	-11.69	1.31	1.47
5	P	292	GLU	C-N	-11.68	1.17	1.33
10	C24	1162	PRO	N-CD	-11.68	1.31	1.47
10	C8	1162	PRO	N-CD	-11.68	1.31	1.47
10	C32	450	PRO	N-CD	-11.68	1.31	1.47
10	C32	923	PRO	N-CD	-11.68	1.31	1.47
10	C16	923	PRO	N-CD	-11.68	1.31	1.47

*Continued on next page...*

*Continued from previous page...*

Mol	Chain	Res	Type	Atoms	Z	Observed(Å)	Ideal(Å)
11	A16	788	PRO	N-CD	-11.68	1.31	1.47
11	A32	158	PRO	N-CD	-11.68	1.31	1.47
5	P	685	PRO	N-CD	-11.67	1.31	1.47
10	C	1726	PRO	N-CD	-11.67	1.31	1.47
10	C	923	PRO	N-CD	-11.67	1.31	1.47
11	A24	788	PRO	N-CD	-11.66	1.31	1.47
10	C24	400	PRO	N-CD	-11.66	1.31	1.47
5	P	155	PRO	N-CD	-11.66	1.31	1.47
11	A40	788	PRO	N-CD	-11.65	1.31	1.47
5	P16	148	PRO	N-CD	-11.65	1.31	1.47
11	A32	788	PRO	N-CD	-11.64	1.31	1.47
10	C8	400	PRO	N-CD	-11.64	1.31	1.47
10	C16	400	PRO	N-CD	-11.64	1.31	1.47
14	W	702	PRO	N-CD	-11.64	1.31	1.47
12	A	788	PRO	N-CD	-11.63	1.31	1.47
12	A	796	ASP	C-N	-11.63	1.19	1.33
18	B8	529	PRO	N-CD	-11.63	1.31	1.47
2	M	158	PHE	C-N	11.63	1.49	1.33
10	C32	400	PRO	N-CD	-11.62	1.31	1.47
12	A48	461	VAL	C-N	-11.62	1.17	1.33
11	A24	796	ASP	C-N	-11.62	1.19	1.33
10	C	1162	PRO	N-CD	-11.61	1.31	1.47
18	B	1921	PRO	N-CD	-11.61	1.31	1.47
12	A48	788	PRO	N-CD	-11.61	1.31	1.47
10	C16	1162	PRO	N-CD	-11.60	1.31	1.47
11	A24	461	VAL	C-N	-11.59	1.17	1.33
12	A48	796	ASP	C-N	-11.59	1.19	1.33
10	C32	1726	PRO	N-CD	-11.58	1.31	1.47
23	J16	716	ARG	C-N	-11.58	1.19	1.33
11	A40	461	VAL	C-N	-11.58	1.17	1.33
11	A40	796	ASP	C-N	-11.57	1.19	1.33
18	B	504	PRO	N-CD	-11.57	1.31	1.47
18	B8	504	PRO	N-CD	-11.57	1.31	1.47
18	B8	1860	PRO	N-CD	-11.57	1.31	1.47
2	M16	158	PHE	C-N	11.56	1.49	1.33
23	J8	716	ARG	C-N	-11.56	1.19	1.33
10	C24	1726	PRO	N-CD	-11.55	1.31	1.47
10	C16	1726	PRO	N-CD	-11.55	1.31	1.47
12	A	461	VAL	C-N	-11.55	1.17	1.33
18	B	529	PRO	N-CD	-11.55	1.31	1.47
18	B	568	TYR	C-N	11.54	1.47	1.34
11	A16	796	ASP	C-N	-11.54	1.19	1.33

*Continued on next page...*

*Continued from previous page...*

Mol	Chain	Res	Type	Atoms	Z	Observed(Å)	Ideal(Å)
23	J32	716	ARG	C-N	-11.54	1.19	1.33
10	C	400	PRO	N-CD	-11.54	1.31	1.47
5	P16	658	PRO	N-CD	-11.54	1.31	1.47
1	R8	1180	PRO	N-CD	-11.53	1.31	1.47
1	R16	1180	PRO	N-CD	-11.53	1.31	1.47
11	A32	796	ASP	C-N	-11.53	1.19	1.33
10	C32	1162	PRO	N-CD	-11.53	1.31	1.47
2	M8	761	PRO	N-CD	-11.52	1.31	1.47
23	J24	716	ARG	C-N	-11.52	1.19	1.33
18	B	1860	PRO	N-CD	-11.52	1.31	1.47
2	M8	158	PHE	C-N	11.51	1.48	1.33
10	C	931	PRO	N-CD	-11.51	1.31	1.47
11	A32	461	VAL	C-N	-11.50	1.17	1.33
1	R	1180	PRO	N-CD	-11.49	1.31	1.47
2	M	761	PRO	N-CD	-11.49	1.31	1.47
5	P	658	PRO	N-CD	-11.49	1.31	1.47
23	J24	734	PRO	N-CD	-11.49	1.31	1.47
18	B8	568	TYR	C-N	11.49	1.47	1.34
10	C8	1106	PRO	N-CD	-11.48	1.31	1.47
18	B8	1255	PRO	N-CD	-11.48	1.31	1.47
2	M16	524	PRO	N-CD	-11.47	1.31	1.47
2	M16	761	PRO	N-CD	-11.47	1.31	1.47
5	P8	658	PRO	N-CD	-11.47	1.31	1.47
20	E	423	PRO	N-CD	-11.47	1.31	1.47
10	C16	972	PRO	N-CD	-11.45	1.31	1.47
10	C	1106	PRO	N-CD	-11.45	1.31	1.47
10	C32	931	PRO	N-CD	-11.45	1.31	1.47
10	C32	1106	PRO	N-CD	-11.45	1.31	1.47
10	C16	931	PRO	N-CD	-11.45	1.31	1.47
18	B	1255	PRO	N-CD	-11.45	1.31	1.47
10	C	1661	LEU	C-N	-11.45	1.17	1.33
10	C16	1661	LEU	C-N	-11.43	1.17	1.33
2	M16	814	PRO	C-N	11.43	1.49	1.33
20	E8	423	PRO	N-CD	-11.43	1.31	1.47
2	M	814	PRO	C-N	11.42	1.49	1.33
2	M8	814	PRO	C-N	11.42	1.49	1.33
10	C24	972	PRO	N-CD	-11.42	1.31	1.47
10	C32	425	PRO	N-CD	-11.42	1.31	1.47
18	B	1666	PRO	N-CD	-11.42	1.31	1.47
10	C8	931	PRO	N-CD	-11.41	1.31	1.47
3	N	161	ALA	C-N	-11.40	1.17	1.33
10	C24	931	PRO	N-CD	-11.40	1.31	1.47

*Continued on next page...*

*Continued from previous page...*

Mol	Chain	Res	Type	Atoms	Z	Observed(Å)	Ideal(Å)
2	M	524	PRO	N-CD	-11.40	1.31	1.47
23	J8	734	PRO	N-CD	-11.40	1.31	1.47
23	J16	734	PRO	N-CD	-11.40	1.31	1.47
10	C16	425	PRO	N-CD	-11.39	1.31	1.47
1	R16	1294	PRO	N-CD	-11.39	1.31	1.47
23	J32	734	PRO	N-CD	-11.39	1.31	1.47
2	M8	524	PRO	N-CD	-11.38	1.31	1.47
10	C	972	PRO	N-CD	-11.38	1.31	1.47
14	W	600	PRO	N-CD	-11.37	1.31	1.47
10	C24	425	PRO	N-CD	-11.37	1.31	1.47
13	V	876	PRO	N-CD	-11.37	1.31	1.47
10	C8	972	PRO	N-CD	-11.36	1.31	1.47
21	H16	325	PRO	N-CD	-11.36	1.31	1.47
10	C8	425	PRO	N-CD	-11.36	1.31	1.47
18	B8	1666	PRO	N-CD	-11.36	1.31	1.47
10	C32	1661	LEU	C-N	-11.36	1.17	1.33
10	C16	1106	PRO	N-CD	-11.36	1.31	1.47
10	C24	1106	PRO	N-CD	-11.36	1.31	1.47
3	N8	161	ALA	C-N	-11.34	1.17	1.33
1	R8	1294	PRO	N-CD	-11.34	1.31	1.47
10	C8	684	PRO	N-CD	-11.34	1.31	1.47
10	C8	1775	VAL	C-N	11.33	1.49	1.33
10	C32	972	PRO	N-CD	-11.32	1.31	1.47
10	C	1775	VAL	C-N	11.32	1.49	1.33
10	C24	1775	VAL	C-N	11.32	1.49	1.33
10	C	425	PRO	N-CD	-11.32	1.31	1.47
10	C24	1661	LEU	C-N	-11.30	1.17	1.33
21	H	325	PRO	N-CD	-11.30	1.31	1.47
21	H24	325	PRO	N-CD	-11.30	1.31	1.47
21	H8	325	PRO	N-CD	-11.30	1.31	1.47
22	I16	370	PRO	C-N	11.30	1.49	1.33
10	C32	1775	VAL	C-N	11.29	1.49	1.33
10	C24	1619	PRO	N-CD	-11.29	1.31	1.47
1	R	1294	PRO	N-CD	-11.28	1.31	1.47
10	C8	51	PRO	N-CD	-11.28	1.31	1.47
5	P	150	PRO	N-CD	-11.27	1.31	1.47
22	I24	370	PRO	C-N	11.27	1.49	1.33
9	K8	650	THR	C-N	-11.27	1.19	1.33
7	Q	58	PRO	N-CD	-11.26	1.31	1.47
5	P16	392	PRO	N-CD	-11.26	1.31	1.47
5	P8	392	PRO	N-CD	-11.25	1.32	1.47
10	C16	1775	VAL	C-N	11.24	1.49	1.33

*Continued on next page...*

*Continued from previous page...*

Mol	Chain	Res	Type	Atoms	Z	Observed(Å)	Ideal(Å)
5	P	392	PRO	N-CD	-11.24	1.32	1.47
3	N16	161	ALA	C-N	-11.23	1.17	1.33
5	P16	150	PRO	N-CD	-11.23	1.32	1.47
22	I8	370	PRO	C-N	11.23	1.49	1.33
18	B8	192	PRO	N-CD	-11.22	1.32	1.47
5	P8	150	PRO	N-CD	-11.22	1.32	1.47
10	C8	1619	PRO	N-CD	-11.22	1.32	1.47
10	C32	1619	PRO	N-CD	-11.22	1.32	1.47
7	Q8	58	PRO	N-CD	-11.22	1.32	1.47
14	W	594	PRO	N-CD	-11.22	1.32	1.47
10	C	561	ASN	C-N	-11.21	1.19	1.33
18	B	1903	THR	C-N	-11.21	1.19	1.33
10	C32	561	ASN	C-N	-11.21	1.19	1.33
10	C8	620	PRO	N-CD	-11.21	1.32	1.47
22	I	370	PRO	C-N	11.21	1.49	1.33
20	E	420	LEU	C-N	11.21	1.49	1.33
10	C24	1070	PRO	N-CD	-11.20	1.32	1.47
18	B8	1903	THR	C-N	-11.21	1.19	1.33
20	E8	420	LEU	C-N	11.21	1.49	1.33
20	E	344	PRO	N-CD	-11.20	1.32	1.47
7	Q16	58	PRO	N-CD	-11.20	1.32	1.47
10	C	684	PRO	N-CD	-11.19	1.32	1.47
18	B	192	PRO	N-CD	-11.19	1.32	1.47
10	C32	684	PRO	N-CD	-11.18	1.32	1.47
18	B	1594	PRO	N-CD	-11.18	1.32	1.47
20	E8	344	PRO	N-CD	-11.18	1.32	1.47
18	B8	1291	LEU	C-N	11.18	1.48	1.33
10	C	620	PRO	N-CD	-11.16	1.32	1.47
9	K	1235	GLU	C-N	11.16	1.51	1.33
10	C16	1665	THR	C-N	11.16	1.48	1.33
10	C	1619	PRO	N-CD	-11.16	1.32	1.47
18	B8	1594	PRO	N-CD	-11.16	1.32	1.47
9	K8	1235	GLU	C-N	11.16	1.51	1.33
9	K	650	THR	C-N	-11.15	1.20	1.33
10	C24	684	PRO	N-CD	-11.15	1.32	1.47
18	B	1113	PRO	N-CD	-11.15	1.32	1.47
10	C16	561	ASN	C-N	-11.15	1.19	1.33
10	C16	620	PRO	N-CD	-11.14	1.32	1.47
18	B	1291	LEU	C-N	11.14	1.48	1.33
18	B	1807	PRO	N-CD	-11.14	1.32	1.47
10	C16	51	PRO	N-CD	-11.14	1.32	1.47
1	R8	1189	PRO	N-CD	-11.13	1.32	1.47

*Continued on next page...*

*Continued from previous page...*

Mol	Chain	Res	Type	Atoms	Z	Observed(Å)	Ideal(Å)
18	B8	1807	PRO	N-CD	-11.13	1.32	1.47
10	C32	51	PRO	N-CD	-11.13	1.32	1.47
18	B8	1669	PRO	N-CD	-11.13	1.32	1.47
10	C24	561	ASN	C-N	-11.12	1.19	1.33
10	C32	620	PRO	N-CD	-11.12	1.32	1.47
10	C16	1619	PRO	N-CD	-11.12	1.32	1.47
3	N	2	PRO	N-CD	-11.12	1.32	1.47
10	C24	620	PRO	N-CD	-11.12	1.32	1.47
19	4	185	GLY	C-N	-11.12	1.17	1.33
17	F	70	PRO	N-CD	-11.12	1.32	1.47
17	F8	70	PRO	N-CD	-11.11	1.32	1.47
18	B8	157	PRO	C-N	11.11	1.48	1.33
10	C32	1665	THR	C-N	11.11	1.48	1.33
10	C16	648	ALA	C-N	11.11	1.49	1.34
10	C	51	PRO	N-CD	-11.11	1.32	1.47
10	C16	604	PRO	N-CD	-11.10	1.32	1.47
10	C16	684	PRO	N-CD	-11.10	1.32	1.47
3	N8	2	PRO	N-CD	-11.09	1.32	1.47
10	C8	648	ALA	C-N	11.09	1.49	1.34
10	C24	648	ALA	C-N	11.09	1.49	1.34
10	C8	604	PRO	N-CD	-11.09	1.32	1.47
17	F16	70	PRO	N-CD	-11.09	1.32	1.47
10	C32	719	PRO	N-CD	-11.09	1.32	1.47
10	C	648	ALA	C-N	11.08	1.49	1.34
10	C32	604	PRO	N-CD	-11.08	1.32	1.47
1	R	1189	PRO	N-CD	-11.08	1.32	1.47
3	N16	2	PRO	N-CD	-11.08	1.32	1.47
10	C	604	PRO	N-CD	-11.08	1.32	1.47
10	C32	1070	PRO	N-CD	-11.07	1.32	1.47
17	F24	70	PRO	N-CD	-11.07	1.32	1.47
12	A	791	PRO	N-CD	-11.06	1.32	1.47
10	C24	51	PRO	N-CD	-11.06	1.32	1.47
10	C24	604	PRO	N-CD	-11.06	1.32	1.47
18	B	990	PRO	N-CD	-11.06	1.32	1.47
19	48	185	GLY	C-N	-11.06	1.17	1.33
1	R	1207	PRO	N-CD	-11.06	1.32	1.47
10	C	1070	PRO	N-CD	-11.06	1.32	1.47
10	C16	719	PRO	N-CD	-11.05	1.32	1.47
18	B	157	PRO	C-N	11.05	1.48	1.33
18	B8	1113	PRO	N-CD	-11.05	1.32	1.47
10	C16	1070	PRO	N-CD	-11.05	1.32	1.47
10	C32	648	ALA	C-N	11.05	1.49	1.34

*Continued on next page...*

*Continued from previous page...*

Mol	Chain	Res	Type	Atoms	Z	Observed(Å)	Ideal(Å)
10	C8	562	PRO	N-CD	-11.04	1.32	1.47
9	K	713	ASN	C-N	-11.03	1.18	1.33
18	B8	342	PRO	N-CD	-11.04	1.32	1.47
18	B	1669	PRO	N-CD	-11.03	1.32	1.47
11	A24	791	PRO	N-CD	-11.03	1.32	1.47
10	C8	561	ASN	C-N	-11.03	1.19	1.33
18	B8	1258	PRO	N-CD	-11.01	1.32	1.47
22	I24	207	PRO	N-CD	-11.01	1.32	1.47
1	R16	1189	PRO	N-CD	-11.01	1.32	1.47
10	C24	719	PRO	N-CD	-11.01	1.32	1.47
1	R8	1207	PRO	N-CD	-11.01	1.32	1.47
10	C	1665	THR	C-N	11.01	1.48	1.33
20	E	305	GLU	C-N	-11.01	1.19	1.33
10	C	1357	LEU	C-N	-11.00	1.18	1.33
10	C8	1070	PRO	N-CD	-11.00	1.32	1.47
22	I8	207	PRO	N-CD	-11.00	1.32	1.47
9	K	1277	ALA	C-N	11.00	1.49	1.33
20	E8	305	GLU	C-N	-11.00	1.19	1.33
18	B	342	PRO	N-CD	-10.99	1.32	1.47
18	B8	678	PRO	N-CD	-10.99	1.32	1.47
10	C8	1357	LEU	C-N	-10.98	1.18	1.33
1	R16	1207	PRO	N-CD	-10.98	1.32	1.47
10	C	719	PRO	N-CD	-10.97	1.32	1.47
9	K8	713	ASN	C-N	-10.97	1.18	1.33
9	K8	1277	ALA	C-N	10.97	1.49	1.33
10	C24	1665	THR	C-N	10.97	1.47	1.33
3	N8	302	PRO	N-CD	-10.97	1.32	1.47
18	B8	990	PRO	N-CD	-10.96	1.32	1.47
22	I16	207	PRO	N-CD	-10.96	1.32	1.47
10	C32	562	PRO	N-CD	-10.96	1.32	1.47
5	P8	2	PRO	N-CD	-10.95	1.32	1.47
10	C16	562	PRO	N-CD	-10.95	1.32	1.47
11	A24	560	MET	C-N	-10.95	1.17	1.33
22	I	207	PRO	N-CD	-10.95	1.32	1.47
12	A48	791	PRO	N-CD	-10.95	1.32	1.47
18	B8	519	HIS	C-N	-10.94	1.24	1.33
18	B	1258	PRO	N-CD	-10.94	1.32	1.47
10	C24	562	PRO	N-CD	-10.93	1.32	1.47
10	C32	1357	LEU	C-N	-10.93	1.18	1.33
11	A32	560	MET	C-N	-10.93	1.17	1.33
18	B	678	PRO	N-CD	-10.93	1.32	1.47
12	A	560	MET	C-N	-10.93	1.17	1.33

*Continued on next page...*

*Continued from previous page...*

Mol	Chain	Res	Type	Atoms	Z	Observed(Å)	Ideal(Å)
11	A40	791	PRO	N-CD	-10.92	1.32	1.47
10	C16	1357	LEU	C-N	-10.91	1.18	1.33
3	N	302	PRO	N-CD	-10.90	1.32	1.47
10	C	562	PRO	N-CD	-10.90	1.32	1.47
5	P	2	PRO	N-CD	-10.90	1.32	1.47
10	C24	1357	LEU	C-N	-10.90	1.18	1.33
11	A32	791	PRO	N-CD	-10.90	1.32	1.47
9	K	1181	ASP	C-N	-10.89	1.18	1.33
11	A16	791	PRO	N-CD	-10.89	1.32	1.47
10	C32	1243	PRO	N-CD	-10.89	1.32	1.47
11	A16	560	MET	C-N	-10.88	1.17	1.33
18	B	519	HIS	C-N	-10.88	1.24	1.33
22	I16	295	SER	C-N	10.88	1.45	1.33
10	C	1243	PRO	N-CD	-10.88	1.32	1.47
11	A40	560	MET	C-N	-10.87	1.17	1.33
20	E	347	PRO	N-CD	-10.85	1.32	1.47
22	I24	295	SER	C-N	10.85	1.45	1.33
9	K	677	GLU	C-N	-10.83	1.19	1.33
10	C16	1243	PRO	N-CD	-10.83	1.32	1.47
10	C	38	PRO	N-CD	-10.83	1.32	1.47
5	P16	2	PRO	N-CD	-10.82	1.32	1.47
12	A48	560	MET	C-N	-10.82	1.17	1.33
9	K8	677	GLU	C-N	-10.82	1.19	1.33
9	K8	1181	ASP	C-N	-10.81	1.18	1.33
3	N16	302	PRO	N-CD	-10.81	1.32	1.47
22	I16	255	PRO	N-CD	-10.81	1.32	1.47
20	E8	347	PRO	N-CD	-10.80	1.32	1.47
13	V	832	LEU	C-N	-10.80	1.11	1.33
10	C24	1243	PRO	N-CD	-10.79	1.32	1.47
10	C24	528	LEU	C-N	10.78	1.50	1.33
10	C8	1243	PRO	N-CD	-10.78	1.32	1.47
10	C24	189	PRO	N-CD	-10.78	1.32	1.47
19	48	447	PRO	N-CD	-10.78	1.32	1.47
22	I8	295	SER	C-N	10.77	1.45	1.33
10	C32	189	PRO	N-CD	-10.77	1.32	1.47
22	I8	204	PRO	N-CD	-10.77	1.32	1.47
19	4	447	PRO	N-CD	-10.77	1.32	1.47
10	C16	189	PRO	N-CD	-10.76	1.32	1.47
13	V	834	PRO	N-CD	-10.76	1.32	1.47
10	C32	38	PRO	N-CD	-10.76	1.32	1.47
10	C24	570	PRO	N-CD	-10.76	1.32	1.47
22	I8	255	PRO	N-CD	-10.76	1.32	1.47

*Continued on next page...*



*Continued from previous page...*

Mol	Chain	Res	Type	Atoms	Z	Observed(Å)	Ideal(Å)
10	C8	38	PRO	N-CD	-10.74	1.32	1.47
22	I	295	SER	C-N	10.74	1.45	1.33
10	C24	38	PRO	N-CD	-10.74	1.32	1.47
10	C	570	PRO	N-CD	-10.74	1.32	1.47
10	C8	570	PRO	N-CD	-10.74	1.32	1.47
22	I24	255	PRO	N-CD	-10.74	1.32	1.47
10	C32	1168	PRO	N-CD	-10.73	1.32	1.47
1	R16	1380	LYS	C-N	10.73	1.48	1.33
22	I	204	PRO	N-CD	-10.73	1.32	1.47
10	C16	528	LEU	C-N	10.72	1.49	1.33
10	C8	189	PRO	N-CD	-10.72	1.32	1.47
10	C32	570	PRO	N-CD	-10.72	1.32	1.47
9	K8	726	GLU	C-N	10.71	1.48	1.33
10	C24	1168	PRO	N-CD	-10.71	1.32	1.47
10	C16	570	PRO	N-CD	-10.71	1.32	1.47
22	I	255	PRO	N-CD	-10.71	1.32	1.47
22	I16	204	PRO	N-CD	-10.71	1.32	1.47
10	C32	528	LEU	C-N	10.71	1.49	1.33
9	K	1237	PRO	N-CD	-10.71	1.32	1.47
10	C16	38	PRO	N-CD	-10.71	1.32	1.47
18	B	346	GLU	C-N	10.70	1.46	1.33
10	C	1168	PRO	N-CD	-10.70	1.32	1.47
22	I24	204	PRO	N-CD	-10.69	1.32	1.47
9	K	726	GLU	C-N	10.69	1.48	1.33
3	N16	175	PRO	N-CD	-10.69	1.32	1.47
18	B8	346	GLU	C-N	10.68	1.46	1.33
10	C	1627	GLY	C-N	-10.68	1.17	1.33
22	I	147	SER	C-N	-10.68	1.20	1.33
1	R	1380	LYS	C-N	10.67	1.48	1.33
10	C8	528	LEU	C-N	10.66	1.49	1.33
9	K	1283	PRO	N-CD	-10.66	1.32	1.47
10	C8	1168	PRO	N-CD	-10.65	1.32	1.47
9	K8	1237	PRO	N-CD	-10.65	1.32	1.47
10	C	189	PRO	N-CD	-10.65	1.32	1.47
22	I24	147	SER	C-N	-10.65	1.20	1.33
10	C	528	LEU	C-N	10.64	1.49	1.33
21	H24	294	PRO	N-CD	-10.64	1.32	1.47
9	K8	1283	PRO	N-CD	-10.63	1.32	1.47
10	C24	1627	GLY	C-N	-10.63	1.17	1.33
19	48	51	PRO	N-CD	-10.63	1.32	1.47
9	K	1254	PHE	C-N	10.62	1.48	1.33
19	4	51	PRO	N-CD	-10.61	1.32	1.47

*Continued on next page...*

*Continued from previous page...*

Mol	Chain	Res	Type	Atoms	Z	Observed(Å)	Ideal(Å)
11	A40	846	HIS	C-N	-10.61	1.18	1.33
9	K8	1254	PHE	C-N	10.61	1.48	1.33
10	C32	1627	GLY	C-N	-10.60	1.17	1.33
11	A24	846	HIS	C-N	-10.60	1.18	1.33
9	K	787	PRO	N-CD	-10.60	1.32	1.47
22	I8	147	SER	C-N	-10.60	1.20	1.33
7	Q	361	PRO	N-CD	-10.59	1.32	1.47
7	Q8	361	PRO	N-CD	-10.59	1.32	1.47
10	C16	1168	PRO	N-CD	-10.59	1.32	1.47
23	J8	725	SER	C-N	10.59	1.49	1.33
11	A16	846	HIS	C-N	-10.58	1.18	1.33
19	48	189	LEU	C-N	-10.58	1.18	1.33
11	A32	846	HIS	C-N	-10.58	1.18	1.33
5	P	14	VAL	C-N	-10.57	1.20	1.34
1	R8	1380	LYS	C-N	10.57	1.48	1.33
7	Q16	361	PRO	N-CD	-10.57	1.32	1.47
9	K8	787	PRO	N-CD	-10.57	1.32	1.47
23	J24	725	SER	C-N	10.57	1.49	1.33
20	E	348	PRO	N-CD	-10.56	1.32	1.47
10	C8	1593	TRP	C-N	10.56	1.45	1.34
5	P16	14	VAL	C-N	-10.56	1.20	1.34
21	H8	294	PRO	N-CD	-10.56	1.32	1.47
14	W	615	GLU	C-N	-10.55	1.20	1.33
21	H16	294	PRO	N-CD	-10.56	1.32	1.47
22	I16	147	SER	C-N	-10.55	1.20	1.33
20	E8	348	PRO	N-CD	-10.55	1.32	1.47
22	I24	151	GLU	C-N	-10.55	1.21	1.34
12	A48	846	HIS	C-N	-10.55	1.18	1.33
19	4	189	LEU	C-N	-10.55	1.19	1.33
10	C16	1627	GLY	C-N	-10.55	1.17	1.33
10	C	1593	TRP	C-N	10.54	1.45	1.34
21	H	294	PRO	N-CD	-10.54	1.32	1.47
12	A	846	HIS	C-N	-10.54	1.18	1.33
20	E8	429	PRO	N-CD	-10.54	1.33	1.47
3	N8	175	PRO	N-CD	-10.53	1.33	1.47
5	P8	14	VAL	C-N	-10.53	1.20	1.34
10	C24	183	PRO	N-CD	-10.53	1.33	1.47
22	I16	151	GLU	C-N	-10.53	1.21	1.34
10	C16	1611	MET	C-N	10.52	1.48	1.34
23	J16	725	SER	C-N	10.51	1.48	1.33
12	A48	340	PRO	N-CD	-10.51	1.33	1.47
19	4	53	SER	C-N	-10.51	1.19	1.33

*Continued on next page...*

*Continued from previous page...*

Mol	Chain	Res	Type	Atoms	Z	Observed(Å)	Ideal(Å)
23	J32	725	SER	C-N	10.50	1.48	1.33
3	N	175	PRO	N-CD	-10.50	1.33	1.47
10	C8	1627	GLY	C-N	-10.50	1.17	1.33
19	48	53	SER	C-N	-10.50	1.19	1.33
10	C32	183	PRO	N-CD	-10.49	1.33	1.47
18	B8	1849	GLY	C-N	10.49	1.46	1.33
10	C8	183	PRO	N-CD	-10.49	1.33	1.47
22	I8	151	GLU	C-N	-10.49	1.21	1.34
10	C8	1611	MET	C-N	10.49	1.48	1.34
20	E	429	PRO	N-CD	-10.49	1.33	1.47
10	C16	183	PRO	N-CD	-10.48	1.33	1.47
11	A24	340	PRO	N-CD	-10.48	1.33	1.47
22	I	151	GLU	C-N	-10.48	1.21	1.34
9	K8	1118	PRO	N-CD	-10.47	1.33	1.47
3	N16	220	PRO	N-CD	-10.47	1.33	1.47
11	A16	340	PRO	N-CD	-10.47	1.33	1.47
10	C24	1593	TRP	C-N	10.47	1.45	1.34
10	C	183	PRO	N-CD	-10.47	1.33	1.47
10	C8	1500	MET	C-N	10.47	1.48	1.33
18	B	293	PRO	N-CD	-10.47	1.33	1.47
9	K	1118	PRO	N-CD	-10.46	1.33	1.47
9	K8	725	SER	C-N	10.46	1.48	1.33
12	A	340	PRO	N-CD	-10.46	1.33	1.47
10	C	1611	MET	C-N	10.46	1.48	1.34
10	C32	1732	LYS	C-N	-10.46	1.20	1.33
23	J8	737	TRP	C-N	10.45	1.49	1.33
10	C32	1611	MET	C-N	10.44	1.48	1.34
11	A24	99	THR	C-N	10.44	1.48	1.33
11	A32	340	PRO	N-CD	-10.44	1.33	1.47
12	A48	99	THR	C-N	10.44	1.48	1.33
10	C32	1593	TRP	C-N	10.43	1.45	1.34
3	N	220	PRO	N-CD	-10.43	1.33	1.47
9	K	725	SER	C-N	10.43	1.48	1.33
18	B	1948	PRO	N-CD	-10.43	1.33	1.47
10	C24	1732	LYS	C-N	-10.42	1.20	1.33
10	C32	1500	MET	C-N	10.42	1.48	1.33
11	A40	340	PRO	N-CD	-10.41	1.33	1.47
3	N8	220	PRO	N-CD	-10.41	1.33	1.47
10	C24	1611	MET	C-N	10.41	1.48	1.34
18	B8	293	PRO	N-CD	-10.41	1.33	1.47
18	B	1849	GLY	C-N	10.40	1.46	1.33
18	B8	1948	PRO	N-CD	-10.40	1.33	1.47

*Continued on next page...*

*Continued from previous page...*

Mol	Chain	Res	Type	Atoms	Z	Observed(Å)	Ideal(Å)
23	J24	737	TRP	C-N	10.40	1.49	1.33
10	C16	1500	MET	C-N	10.40	1.48	1.33
10	C16	1659	ASP	C-N	-10.40	1.20	1.33
23	J16	737	TRP	C-N	10.40	1.49	1.33
10	C	1500	MET	C-N	10.38	1.48	1.33
10	C16	1593	TRP	C-N	10.38	1.45	1.34
10	C	1659	ASP	C-N	-10.38	1.20	1.33
10	C16	1732	LYS	C-N	-10.37	1.20	1.33
23	J32	737	TRP	C-N	10.37	1.49	1.33
10	C8	1732	LYS	C-N	-10.36	1.20	1.33
11	A40	99	THR	C-N	10.36	1.48	1.33
12	A	99	THR	C-N	10.36	1.48	1.33
18	B8	4	PRO	N-CD	-10.36	1.33	1.47
10	C24	1500	MET	C-N	10.35	1.48	1.33
16	A8	99	THR	C-N	10.35	1.48	1.33
10	C	1732	LYS	C-N	-10.34	1.20	1.33
18	B	1397	PRO	N-CD	-10.34	1.33	1.47
14	W	708	PRO	N-CD	-10.32	1.33	1.47
18	B	4	PRO	N-CD	-10.31	1.33	1.47
10	C32	449	GLU	C-N	10.28	1.47	1.34
10	C32	1659	ASP	C-N	-10.28	1.20	1.33
18	B	1138	PRO	N-CD	-10.28	1.33	1.47
18	B	1717	MET	C-N	-10.28	1.20	1.33
18	B8	1717	MET	C-N	-10.27	1.20	1.33
10	C24	1292	SER	C-N	-10.27	1.20	1.33
18	B8	1138	PRO	N-CD	-10.26	1.33	1.47
10	C8	680	ALA	C-N	10.26	1.47	1.33
11	A16	57	PRO	N-CD	-10.26	1.33	1.47
18	B8	1397	PRO	N-CD	-10.25	1.33	1.47
10	C	907	PRO	N-CD	-10.25	1.33	1.47
10	C32	907	PRO	N-CD	-10.22	1.33	1.47
11	A40	57	PRO	N-CD	-10.22	1.33	1.47
10	C16	449	GLU	C-N	10.21	1.47	1.34
10	C16	1292	SER	C-N	-10.22	1.20	1.33
10	C24	1659	ASP	C-N	-10.21	1.20	1.33
11	A24	57	PRO	N-CD	-10.20	1.33	1.47
11	A32	57	PRO	N-CD	-10.19	1.33	1.47
10	C	330	GLY	C-N	10.19	1.46	1.33
10	C8	907	PRO	N-CD	-10.19	1.33	1.47
10	C24	907	PRO	N-CD	-10.18	1.33	1.47
18	B8	159	GLU	C-N	10.18	1.46	1.33
10	C24	330	GLY	C-N	10.18	1.46	1.33

*Continued on next page...*

*Continued from previous page...*

Mol	Chain	Res	Type	Atoms	Z	Observed(Å)	Ideal(Å)
10	C32	330	GLY	C-N	10.18	1.46	1.33
10	C16	330	GLY	C-N	10.17	1.46	1.33
10	C24	449	GLU	C-N	10.17	1.47	1.34
10	C8	23	PRO	N-CD	-10.17	1.33	1.47
1	R16	1293	CYS	C-N	10.17	1.50	1.34
19	4	91	PRO	N-CD	-10.17	1.33	1.47
10	C32	23	PRO	N-CD	-10.17	1.33	1.47
10	C8	1292	SER	C-N	-10.16	1.20	1.33
1	R8	1293	CYS	C-N	10.16	1.50	1.34
18	B	159	GLU	C-N	10.16	1.46	1.33
1	R	1224	VAL	C-N	-10.16	1.20	1.33
10	C32	1292	SER	C-N	-10.16	1.20	1.33
10	C16	23	PRO	N-CD	-10.15	1.33	1.47
13	V	888	PRO	N-CD	-10.15	1.33	1.47
1	R	1293	CYS	C-N	10.14	1.50	1.34
1	R8	1224	VAL	C-N	-10.14	1.20	1.33
10	C16	680	ALA	C-N	10.14	1.47	1.33
10	C8	1802	PRO	N-CD	-10.13	1.33	1.47
10	C32	680	ALA	C-N	10.13	1.47	1.33
19	48	91	PRO	N-CD	-10.13	1.33	1.47
7	Q8	222	PHE	C-N	-10.13	1.19	1.33
10	C16	907	PRO	N-CD	-10.13	1.33	1.47
10	C	1802	PRO	N-CD	-10.13	1.33	1.47
7	Q16	222	PHE	C-N	-10.13	1.19	1.33
23	J16	681	GLU	C-N	10.12	1.47	1.33
10	C	680	ALA	C-N	10.12	1.46	1.33
10	C32	1802	PRO	N-CD	-10.12	1.33	1.47
5	P	65	GLY	C-N	10.11	1.45	1.33
10	C24	536	PRO	N-CD	-10.11	1.33	1.47
10	C	1292	SER	C-N	-10.11	1.20	1.33
23	J24	681	GLU	C-N	10.11	1.47	1.33
10	C24	680	ALA	C-N	10.10	1.46	1.33
18	B	157	PRO	N-CD	-10.10	1.33	1.47
10	C24	23	PRO	N-CD	-10.10	1.33	1.47
10	C8	536	PRO	N-CD	-10.10	1.33	1.47
10	C16	489	THR	C-N	-10.08	1.21	1.33
10	C8	489	THR	C-N	-10.08	1.21	1.33
19	48	190	ARG	C-N	-10.08	1.20	1.33
1	R16	1224	VAL	C-N	-10.07	1.20	1.33
10	C	23	PRO	N-CD	-10.06	1.33	1.47
18	B8	157	PRO	N-CD	-10.06	1.33	1.47
23	J32	681	GLU	C-N	10.06	1.47	1.33

*Continued on next page...*

*Continued from previous page...*

Mol	Chain	Res	Type	Atoms	Z	Observed(Å)	Ideal(Å)
5	P8	65	GLY	C-N	10.06	1.45	1.33
9	K8	721	PRO	N-CD	-10.06	1.33	1.47
10	C	489	THR	C-N	-10.06	1.21	1.33
18	B8	1128	PRO	N-CD	-10.05	1.33	1.47
19	4	190	ARG	C-N	-10.05	1.20	1.33
10	C32	489	THR	C-N	-10.05	1.21	1.33
7	Q	222	PHE	C-N	-10.05	1.19	1.33
10	C16	1670	PRO	N-CD	-10.04	1.33	1.47
9	K	721	PRO	N-CD	-10.04	1.33	1.47
18	B	870	PRO	N-CD	-10.04	1.33	1.47
18	B	1128	PRO	N-CD	-10.04	1.33	1.47
18	B8	870	PRO	N-CD	-10.03	1.33	1.47
9	K8	1090	ASP	C-N	10.03	1.45	1.33
10	C24	1802	PRO	N-CD	-10.03	1.33	1.47
10	C16	536	PRO	N-CD	-10.02	1.33	1.47
10	C16	1802	PRO	N-CD	-10.02	1.33	1.47
5	P16	65	GLY	C-N	10.01	1.45	1.33
15	J	595	THR	C-N	-10.01	1.20	1.33
10	C8	330	GLY	C-N	10.01	1.46	1.33
23	J8	681	GLU	C-N	10.00	1.47	1.33
10	C8	1670	PRO	N-CD	-9.99	1.33	1.47
10	C24	1774	SER	C-N	-9.99	1.23	1.34
10	C32	536	PRO	N-CD	-9.99	1.33	1.47
9	K	1090	ASP	C-N	9.99	1.45	1.33
10	C	536	PRO	N-CD	-9.98	1.33	1.47
7	Q	66	PRO	N-CD	-9.97	1.33	1.47
10	C24	489	THR	C-N	-9.96	1.21	1.33
10	C	1670	PRO	N-CD	-9.96	1.33	1.47
10	C16	1774	SER	C-N	-9.96	1.23	1.34
10	C32	1670	PRO	N-CD	-9.96	1.33	1.47
18	B	1838	ALA	C-N	-9.96	1.20	1.33
7	Q8	66	PRO	N-CD	-9.94	1.33	1.47
13	V	752	GLY	C-N	9.94	1.44	1.33
13	V	881	GLY	C-N	9.94	1.44	1.33
18	B	1230	GLY	C-N	9.94	1.47	1.33
20	E	4	PRO	N-CD	-9.92	1.33	1.47
7	Q16	66	PRO	N-CD	-9.92	1.33	1.47
11	A40	57	PRO	C-N	-9.91	1.19	1.33
10	C8	1774	SER	C-N	-9.91	1.23	1.34
19	4	207	LEU	C-N	-9.91	1.19	1.33
11	A16	57	PRO	C-N	-9.91	1.19	1.33
18	B8	1838	ALA	C-N	-9.91	1.20	1.33

*Continued on next page...*

*Continued from previous page...*

Mol	Chain	Res	Type	Atoms	Z	Observed(Å)	Ideal(Å)
10	C16	669	GLY	C-N	9.90	1.41	1.33
11	A24	57	PRO	C-N	-9.90	1.19	1.33
10	C32	1774	SER	C-N	-9.90	1.23	1.34
11	A40	736	PRO	N-CD	-9.90	1.33	1.47
18	B	1449	ALA	C-N	-9.89	1.22	1.33
18	B8	1230	GLY	C-N	9.89	1.47	1.33
19	48	207	LEU	C-N	-9.89	1.19	1.33
18	B8	906	SER	C-N	9.88	1.46	1.33
18	B	1127	PRO	N-CD	-9.88	1.33	1.47
18	B8	1127	PRO	N-CD	-9.88	1.33	1.47
10	C24	1670	PRO	N-CD	-9.87	1.33	1.47
13	V	747	SER	C-N	-9.87	1.21	1.33
9	K	828	PRO	N-CD	-9.87	1.33	1.47
20	E8	4	PRO	N-CD	-9.86	1.33	1.47
9	K	822	PRO	N-CD	-9.86	1.33	1.47
10	C24	669	GLY	C-N	9.86	1.41	1.33
18	B	1786	PRO	N-CD	-9.85	1.33	1.47
9	K8	822	PRO	N-CD	-9.85	1.33	1.47
18	B	906	SER	C-N	9.84	1.46	1.33
13	V	830	GLN	C-N	-9.83	1.20	1.33
22	I	370	PRO	N-CD	-9.83	1.33	1.47
7	Q16	26	PRO	N-CD	-9.82	1.34	1.47
11	A32	57	PRO	C-N	-9.81	1.19	1.33
18	B8	1734	LYS	C-N	-9.81	1.20	1.33
19	48	183	ARG	C-N	9.80	1.46	1.33
10	C16	182	ASP	C-N	-9.80	1.22	1.33
22	I16	370	PRO	N-CD	-9.79	1.34	1.47
5	P8	480	PRO	N-CD	9.79	1.61	1.47
10	C	182	ASP	C-N	-9.79	1.22	1.33
11	A32	736	PRO	N-CD	-9.79	1.34	1.47
9	K8	828	PRO	N-CD	-9.79	1.34	1.47
10	C8	182	ASP	C-N	-9.79	1.22	1.33
19	4	183	ARG	C-N	9.79	1.46	1.33
3	N8	60	TRP	C-N	9.78	1.47	1.33
7	Q	26	PRO	N-CD	-9.78	1.34	1.47
10	C	1774	SER	C-N	-9.78	1.23	1.34
10	C32	182	ASP	C-N	-9.78	1.22	1.33
23	J16	724	GLY	C-N	9.77	1.47	1.33
9	K	1129	PRO	N-CD	-9.77	1.34	1.47
5	P	480	PRO	N-CD	9.77	1.61	1.47
10	C24	182	ASP	C-N	-9.77	1.22	1.33
22	I24	370	PRO	N-CD	-9.77	1.34	1.47

*Continued on next page...*



*Continued from previous page...*

Mol	Chain	Res	Type	Atoms	Z	Observed(Å)	Ideal(Å)
10	C8	1079	THR	C-N	9.76	1.47	1.33
18	B8	1786	PRO	N-CD	-9.76	1.34	1.47
10	C32	669	GLY	C-N	9.76	1.41	1.33
18	B8	1449	ALA	C-N	-9.75	1.22	1.33
10	C24	331	ILE	C-N	9.75	1.47	1.33
23	J32	724	GLY	C-N	9.75	1.47	1.33
2	M8	814	PRO	N-CD	-9.74	1.34	1.47
9	K8	1232	LEU	C-N	9.74	1.47	1.33
10	C	669	GLY	C-N	9.74	1.41	1.33
5	P16	480	PRO	N-CD	9.74	1.61	1.47
18	B	1734	LYS	C-N	-9.74	1.21	1.33
11	A24	736	PRO	N-CD	-9.73	1.34	1.47
7	Q8	26	PRO	N-CD	-9.73	1.34	1.47
9	K8	1129	PRO	N-CD	-9.73	1.34	1.47
2	M	814	PRO	N-CD	-9.73	1.34	1.47
3	N	60	TRP	C-N	9.73	1.47	1.33
10	C	1079	THR	C-N	9.73	1.47	1.33
11	A16	736	PRO	N-CD	-9.72	1.34	1.47
2	M16	814	PRO	N-CD	-9.72	1.34	1.47
10	C16	1079	THR	C-N	9.72	1.47	1.33
10	C	331	ILE	C-N	9.72	1.47	1.33
10	C8	307	PRO	N-CD	-9.72	1.34	1.47
10	C24	307	PRO	N-CD	-9.72	1.34	1.47
11	A40	53	ARG	C-N	9.71	1.46	1.33
3	N16	60	TRP	C-N	9.71	1.46	1.33
10	C8	669	GLY	C-N	9.71	1.41	1.33
18	B8	1745	HIS	C-N	-9.71	1.20	1.33
22	I8	370	PRO	N-CD	-9.70	1.34	1.47
10	C24	1079	THR	C-N	9.70	1.47	1.33
10	C16	331	ILE	C-N	9.69	1.47	1.33
18	B	1745	HIS	C-N	-9.69	1.20	1.33
1	R16	1185	THR	C-N	-9.69	1.20	1.33
10	C16	438	PRO	N-CD	-9.69	1.34	1.47
23	J24	724	GLY	C-N	9.69	1.47	1.33
23	J8	724	GLY	C-N	9.68	1.47	1.33
12	A	736	PRO	N-CD	-9.67	1.34	1.47
1	R	1185	THR	C-N	-9.67	1.20	1.33
12	A48	736	PRO	N-CD	-9.67	1.34	1.47
9	K	1232	LEU	C-N	9.66	1.47	1.33
10	C16	307	PRO	N-CD	-9.66	1.34	1.47
10	C32	307	PRO	N-CD	-9.65	1.34	1.47
10	C	307	PRO	N-CD	-9.64	1.34	1.47

*Continued on next page...*



*Continued from previous page...*

Mol	Chain	Res	Type	Atoms	Z	Observed(Å)	Ideal(Å)
11	A16	53	ARG	C-N	9.63	1.46	1.33
7	Q	12	ARG	C-N	-9.62	1.23	1.33
10	C32	1079	THR	C-N	9.62	1.47	1.33
18	B	1811	PRO	N-CD	-9.62	1.34	1.47
10	C8	331	ILE	C-N	9.62	1.47	1.33
11	A24	53	ARG	C-N	9.61	1.46	1.33
10	C24	438	PRO	N-CD	-9.61	1.34	1.47
10	C32	331	ILE	C-N	9.61	1.47	1.33
10	C32	438	PRO	N-CD	-9.60	1.34	1.47
9	K	1064	PRO	N-CD	-9.60	1.34	1.47
10	C	438	PRO	N-CD	-9.60	1.34	1.47
10	C24	1730	ILE	C-N	-9.57	1.21	1.33
10	C24	4	PRO	C-N	-9.57	1.21	1.33
18	B	1591	MET	C-N	-9.57	1.19	1.33
20	E	446	PRO	N-CD	-9.57	1.34	1.47
9	K8	1064	PRO	N-CD	-9.57	1.34	1.47
11	A32	53	ARG	C-N	9.57	1.46	1.33
10	C8	48	PRO	C-N	-9.56	1.22	1.33
18	B8	1591	MET	C-N	-9.56	1.19	1.33
1	R8	1185	THR	C-N	-9.56	1.20	1.33
18	B8	1811	PRO	N-CD	-9.56	1.34	1.47
18	B8	1685	THR	C-N	-9.56	1.20	1.33
10	C32	104	GLU	C-N	9.55	1.48	1.33
10	C8	438	PRO	N-CD	-9.55	1.34	1.47
20	E8	446	PRO	N-CD	-9.55	1.34	1.47
9	K8	1278	GLU	C-N	9.54	1.47	1.34
13	V	795	GLN	C-N	-9.54	1.21	1.33
18	B	1685	THR	C-N	-9.54	1.20	1.33
7	Q16	12	ARG	C-N	-9.53	1.24	1.33
15	J	543	VAL	C-N	-9.52	1.21	1.33
10	C8	4	PRO	C-N	-9.52	1.21	1.33
13	V	819	ALA	C-N	9.51	1.47	1.33
10	C32	48	PRO	C-N	-9.51	1.22	1.33
10	C16	4	PRO	C-N	-9.50	1.21	1.33
10	C16	1730	ILE	C-N	-9.50	1.21	1.33
18	B8	1600	LEU	C-N	9.50	1.45	1.33
18	B	1753	PRO	C-N	-9.50	1.22	1.33
10	C24	671	LYS	C-N	9.49	1.49	1.33
19	48	332	PRO	N-CD	9.49	1.61	1.47
9	K8	1158	SER	C-N	-9.49	1.20	1.34
12	A48	241	VAL	C-N	9.49	1.47	1.33
9	K	1278	GLU	C-N	9.48	1.47	1.34

*Continued on next page...*

*Continued from previous page...*

Mol	Chain	Res	Type	Atoms	Z	Observed(Å)	Ideal(Å)
15	J	684	ASP	C-N	9.48	1.47	1.33
18	B	1634	LEU	C-N	9.48	1.46	1.33
18	B8	1753	PRO	C-N	-9.48	1.22	1.33
18	B	1600	LEU	C-N	9.48	1.45	1.33
14	W	641	GLU	C-N	-9.48	1.21	1.33
10	C24	48	PRO	C-N	-9.47	1.22	1.33
7	Q8	12	ARG	C-N	-9.47	1.24	1.33
10	C	1730	ILE	C-N	-9.47	1.21	1.33
11	A32	241	VAL	C-N	9.47	1.47	1.33
10	C32	4	PRO	C-N	-9.47	1.21	1.33
12	A48	824	PRO	N-CD	-9.47	1.34	1.47
18	B8	1634	LEU	C-N	9.46	1.45	1.33
11	A24	824	PRO	N-CD	-9.45	1.34	1.47
10	C	628	GLY	C-N	9.45	1.47	1.33
19	4	332	PRO	N-CD	9.45	1.61	1.47
10	C8	104	GLU	C-N	9.45	1.48	1.33
7	Q16	164	ASN	C-N	-9.45	1.19	1.33
10	C	48	PRO	C-N	-9.45	1.22	1.33
10	C16	671	LYS	C-N	9.44	1.49	1.33
10	C32	671	LYS	C-N	9.44	1.49	1.33
9	K	718	PHE	C-N	9.44	1.47	1.33
11	A16	824	PRO	N-CD	-9.44	1.34	1.47
12	A	241	VAL	C-N	9.44	1.46	1.33
9	K8	1099	ARG	C-N	-9.43	1.22	1.33
12	A	824	PRO	N-CD	-9.43	1.34	1.47
11	A16	241	VAL	C-N	9.43	1.46	1.33
10	C24	104	GLU	C-N	9.43	1.48	1.33
11	A32	824	PRO	N-CD	-9.41	1.34	1.47
9	K	1158	SER	C-N	-9.41	1.21	1.34
10	C	4	PRO	C-N	-9.41	1.21	1.33
10	C	104	GLU	C-N	9.41	1.48	1.33
18	B	1505	MET	C-N	9.41	1.45	1.33
10	C	671	LYS	C-N	9.40	1.49	1.33
7	Q16	91	GLY	C-N	9.40	1.47	1.33
11	A40	824	PRO	N-CD	-9.40	1.34	1.47
10	C24	1156	LYS	C-N	-9.39	1.21	1.34
9	K8	718	PHE	C-N	9.38	1.47	1.33
11	A40	241	VAL	C-N	9.38	1.46	1.33
7	Q8	164	ASN	C-N	-9.38	1.19	1.33
10	C8	671	LYS	C-N	9.38	1.49	1.33
20	E8	363	SER	C-N	-9.37	1.21	1.33
10	C32	628	GLY	C-N	9.37	1.46	1.33

*Continued on next page...*

*Continued from previous page...*

Mol	Chain	Res	Type	Atoms	Z	Observed(Å)	Ideal(Å)
10	C32	1730	ILE	C-N	-9.37	1.22	1.33
10	C16	104	GLU	C-N	9.37	1.48	1.33
20	E	363	SER	C-N	-9.37	1.21	1.33
10	C8	1730	ILE	C-N	-9.36	1.22	1.33
11	A24	241	VAL	C-N	9.36	1.46	1.33
7	Q8	91	GLY	C-N	9.35	1.47	1.33
10	C16	48	PRO	C-N	-9.35	1.22	1.33
10	C32	1156	LYS	C-N	-9.34	1.21	1.34
10	C16	628	GLY	C-N	9.34	1.46	1.33
10	C	1156	LYS	C-N	-9.33	1.21	1.34
7	Q	91	GLY	C-N	9.32	1.47	1.33
9	K	1099	ARG	C-N	-9.32	1.22	1.33
10	C8	279	LEU	C-N	9.32	1.47	1.33
20	E	2	PRO	N-CD	-9.32	1.34	1.47
20	E8	2	PRO	N-CD	-9.32	1.34	1.47
18	B8	521	PRO	N-CD	-9.31	1.34	1.47
18	B8	1505	MET	C-N	9.31	1.45	1.33
10	C32	279	LEU	C-N	9.31	1.47	1.33
10	C24	628	GLY	C-N	9.30	1.46	1.33
10	C16	279	LEU	C-N	9.30	1.47	1.33
10	C24	279	LEU	C-N	9.28	1.47	1.33
7	Q	164	ASN	C-N	-9.28	1.19	1.33
10	C	279	LEU	C-N	9.28	1.47	1.33
18	B8	442	SER	C-N	-9.28	1.20	1.33
10	C16	1156	LYS	C-N	-9.27	1.21	1.34
10	C8	1156	LYS	C-N	-9.26	1.21	1.34
19	48	288	SER	C-N	-9.26	1.23	1.33
5	P16	260	GLN	C-N	-9.25	1.21	1.33
10	C	1080	SER	C-N	-9.24	1.20	1.33
18	B	1448	ASN	C-N	9.24	1.46	1.33
10	C24	1080	SER	C-N	-9.23	1.20	1.33
18	B	521	PRO	N-CD	-9.23	1.34	1.47
18	B8	1448	ASN	C-N	9.22	1.46	1.33
10	C24	1658	ASP	C-N	9.22	1.45	1.33
5	P	260	GLN	C-N	-9.22	1.21	1.33
18	B	537	LEU	C-N	9.22	1.45	1.33
5	P8	260	GLN	C-N	-9.21	1.21	1.33
9	K8	1080	LEU	C-N	-9.21	1.21	1.33
10	C8	1080	SER	C-N	-9.21	1.20	1.33
6	O16	107	SER	C-N	-9.21	1.22	1.33
18	B	937	ASP	C-N	9.20	1.45	1.33
10	C16	724	SER	C-N	-9.20	1.21	1.33

*Continued on next page...*

*Continued from previous page...*

Mol	Chain	Res	Type	Atoms	Z	Observed(Å)	Ideal(Å)
18	B	442	SER	C-N	-9.20	1.20	1.33
19	4	288	SER	C-N	-9.19	1.24	1.33
18	B8	537	LEU	C-N	9.18	1.45	1.33
10	C	1620	ILE	C-N	9.18	1.45	1.33
19	4	392	ILE	C-N	-9.17	1.23	1.33
18	B8	937	ASP	C-N	9.16	1.45	1.33
9	K	1163	HIS	C-N	-9.16	1.21	1.33
10	C32	724	SER	C-N	-9.15	1.22	1.33
10	C32	1080	SER	C-N	-9.15	1.20	1.33
19	48	392	ILE	C-N	-9.15	1.23	1.33
2	M	753	ALA	C-N	9.14	1.46	1.33
10	C16	1658	ASP	C-N	9.14	1.45	1.33
10	C8	1620	ILE	C-N	9.14	1.45	1.33
10	C	1658	ASP	C-N	9.13	1.45	1.33
10	C16	1080	SER	C-N	-9.12	1.21	1.33
2	M8	753	ALA	C-N	9.12	1.46	1.33
18	B	1527	THR	C-N	9.12	1.45	1.33
20	E	355	PRO	N-CD	-9.11	1.34	1.47
20	E	449	ARG	C-N	9.11	1.46	1.34
10	C8	1599	ASP	C-N	9.11	1.44	1.33
10	C16	105	TRP	C-N	-9.10	1.20	1.33
10	C24	856	PRO	N-CD	-9.10	1.35	1.47
10	C	724	SER	C-N	-9.10	1.22	1.33
1	R16	1179	ASP	C-N	-9.09	1.22	1.33
10	C8	856	PRO	N-CD	-9.09	1.35	1.47
20	E8	355	PRO	N-CD	-9.09	1.35	1.47
11	A24	619	MET	C-N	-9.09	1.22	1.33
1	R16	1247	PRO	N-CD	-9.09	1.35	1.47
6	O	107	SER	C-N	-9.09	1.22	1.33
12	A48	619	MET	C-N	-9.09	1.22	1.33
3	N16	164	PRO	N-CD	-9.08	1.35	1.47
9	K8	1069	PRO	N-CD	-9.08	1.35	1.47
9	K8	1163	HIS	C-N	-9.08	1.21	1.33
10	C24	1620	ILE	C-N	9.08	1.45	1.33
5	P	614	VAL	C-N	-9.07	1.21	1.34
11	A32	619	MET	C-N	-9.07	1.22	1.33
5	P16	614	VAL	C-N	-9.07	1.21	1.34
10	C16	1620	ILE	C-N	9.07	1.45	1.33
9	K8	1062	PRO	N-CD	-9.07	1.35	1.47
10	C8	2	VAL	C-N	-9.07	1.19	1.33
10	C8	833	PRO	N-CD	-9.07	1.35	1.47
10	C32	105	TRP	C-N	-9.06	1.20	1.33

*Continued on next page...*

*Continued from previous page...*

Mol	Chain	Res	Type	Atoms	Z	Observed(Å)	Ideal(Å)
9	K	1216	PRO	N-CD	-9.06	1.35	1.47
10	C	833	PRO	N-CD	-9.06	1.35	1.47
6	O8	107	SER	C-N	-9.06	1.22	1.33
19	4	154	PRO	N-CD	-9.06	1.35	1.47
1	R	1179	ASP	C-N	-9.05	1.22	1.33
20	E8	449	ARG	C-N	9.05	1.46	1.34
9	K	1062	PRO	N-CD	-9.05	1.35	1.47
10	C16	856	PRO	N-CD	-9.05	1.35	1.47
11	A40	90	PHE	C-N	9.05	1.46	1.33
11	A24	90	PHE	C-N	9.04	1.46	1.33
10	C24	833	PRO	N-CD	-9.04	1.35	1.47
11	A40	619	MET	C-N	-9.04	1.22	1.33
1	R8	1179	ASP	C-N	-9.04	1.22	1.33
2	M16	753	ALA	C-N	9.04	1.46	1.33
9	K8	1187	SER	C-N	9.04	1.46	1.33
10	C24	1599	ASP	C-N	9.04	1.44	1.33
10	C	1447	LEU	C-N	9.04	1.46	1.33
11	A16	619	MET	C-N	-9.03	1.22	1.33
10	C24	724	SER	C-N	-9.03	1.22	1.33
7	Q	260	PRO	N-CD	-9.02	1.35	1.47
9	K8	1280	PHE	C-N	9.02	1.45	1.33
3	N8	164	PRO	N-CD	-9.02	1.35	1.47
12	A	619	MET	C-N	-9.02	1.22	1.33
9	K	1187	SER	C-N	9.02	1.46	1.33
10	C16	1599	ASP	C-N	9.02	1.44	1.33
10	C8	358	LYS	C-N	-9.02	1.21	1.33
11	A32	90	PHE	C-N	9.02	1.46	1.33
7	Q16	260	PRO	N-CD	-9.02	1.35	1.47
1	R8	1247	PRO	N-CD	-9.02	1.35	1.47
18	B8	28	LEU	C-N	9.02	1.47	1.33
9	K	709	MET	C-N	-9.01	1.22	1.33
1	R	1247	PRO	N-CD	-9.01	1.35	1.47
10	C8	105	TRP	C-N	-9.01	1.20	1.33
18	B	866	SER	C-N	9.01	1.46	1.33
19	48	154	PRO	N-CD	-9.01	1.35	1.47
10	C32	2	VAL	C-N	-9.01	1.19	1.33
9	K	1080	LEU	C-N	-9.01	1.22	1.33
10	C	1599	ASP	C-N	9.01	1.44	1.33
9	K	1069	PRO	N-CD	-9.01	1.35	1.47
10	C32	1286	MET	C-N	9.00	1.45	1.33
10	C24	105	TRP	C-N	-9.00	1.20	1.33
7	Q8	260	PRO	N-CD	-9.00	1.35	1.47

*Continued on next page...*

*Continued from previous page...*

Mol	Chain	Res	Type	Atoms	Z	Observed(Å)	Ideal(Å)
10	C24	2	VAL	C-N	-9.00	1.19	1.33
10	C24	1286	MET	C-N	8.99	1.45	1.33
10	C16	148	GLU	C-N	-8.99	1.20	1.33
11	A16	90	PHE	C-N	8.99	1.46	1.33
10	C16	1671	THR	C-N	-8.99	1.22	1.34
10	C32	1447	LEU	C-N	8.99	1.46	1.33
10	C32	1658	ASP	C-N	8.99	1.45	1.33
10	C	2	VAL	C-N	-8.99	1.19	1.33
10	C	105	TRP	C-N	-8.98	1.20	1.33
10	C8	1447	LEU	C-N	8.98	1.46	1.33
10	C32	833	PRO	N-CD	-8.98	1.35	1.47
10	C32	856	PRO	N-CD	-8.98	1.35	1.47
10	C32	1599	ASP	C-N	8.98	1.44	1.33
10	C24	1447	LEU	C-N	8.98	1.46	1.33
14	W	686	GLU	C-N	-8.98	1.21	1.33
10	C8	1286	MET	C-N	8.97	1.45	1.33
10	C	856	PRO	N-CD	-8.97	1.35	1.47
10	C	1286	MET	C-N	8.97	1.45	1.33
18	B8	1527	THR	C-N	8.97	1.45	1.33
10	C32	1620	ILE	C-N	8.97	1.45	1.33
18	B8	294	PHE	C-N	8.97	1.46	1.34
18	B8	866	SER	C-N	8.97	1.46	1.33
3	N	164	PRO	N-CD	-8.97	1.35	1.47
9	K	1280	PHE	C-N	8.96	1.45	1.33
10	C16	1286	MET	C-N	8.96	1.45	1.33
10	C8	1671	THR	C-N	-8.96	1.22	1.34
10	C32	358	LYS	C-N	-8.96	1.21	1.33
10	C24	716	THR	C-N	8.96	1.46	1.34
10	C16	2	VAL	C-N	-8.95	1.19	1.33
10	C24	1671	THR	C-N	-8.94	1.22	1.34
10	C8	148	GLU	C-N	-8.94	1.20	1.33
10	C32	1671	THR	C-N	-8.94	1.22	1.34
10	C16	1447	LEU	C-N	8.93	1.46	1.33
20	E8	430	ALA	C-N	-8.93	1.20	1.33
10	C16	716	THR	C-N	8.93	1.46	1.34
9	K8	1216	PRO	N-CD	-8.93	1.35	1.47
18	B	1235	PRO	N-CD	-8.93	1.35	1.47
10	C	148	GLU	C-N	-8.92	1.21	1.33
10	C	358	LYS	C-N	-8.92	1.21	1.33
18	B	28	LEU	C-N	8.92	1.46	1.33
9	K8	709	MET	C-N	-8.92	1.22	1.33
10	C32	148	GLU	C-N	-8.92	1.21	1.33

*Continued on next page...*

*Continued from previous page...*

Mol	Chain	Res	Type	Atoms	Z	Observed(Å)	Ideal(Å)
10	C16	833	PRO	N-CD	-8.91	1.35	1.47
10	C16	1131	GLY	C-N	8.90	1.45	1.33
10	C24	148	GLU	C-N	-8.90	1.21	1.33
18	B8	689	SER	C-N	8.89	1.46	1.33
10	C24	358	LYS	C-N	-8.89	1.21	1.33
2	M8	226	LYS	C-N	-8.89	1.24	1.34
10	C16	358	LYS	C-N	-8.88	1.21	1.33
11	A40	473	GLY	C-N	8.88	1.47	1.34
18	B	294	PHE	C-N	8.88	1.46	1.34
18	B8	517	PRO	N-CD	-8.88	1.35	1.47
10	C	1671	THR	C-N	-8.87	1.22	1.34
20	E	430	ALA	C-N	-8.87	1.20	1.33
3	N16	177	TYR	C-N	8.87	1.45	1.33
2	M	226	LYS	C-N	-8.87	1.24	1.34
11	A24	850	PRO	N-CD	-8.87	1.35	1.47
10	C	56	GLN	C-N	-8.87	1.23	1.34
11	A16	847	ARG	C-N	-8.86	1.22	1.33
12	A	473	GLY	C-N	8.86	1.47	1.34
18	B	74	GLU	C-N	8.86	1.45	1.33
10	C32	1131	GLY	C-N	8.86	1.45	1.33
20	E	431	SER	C-N	8.86	1.44	1.33
18	B8	1235	PRO	N-CD	-8.86	1.35	1.47
10	C	1131	GLY	C-N	8.85	1.45	1.33
18	B8	74	GLU	C-N	8.85	1.45	1.33
11	A16	473	GLY	C-N	8.85	1.47	1.34
10	C32	716	THR	C-N	8.85	1.46	1.34
18	B	689	SER	C-N	8.84	1.46	1.33
11	A24	847	ARG	C-N	-8.84	1.22	1.33
20	E8	431	SER	C-N	8.84	1.44	1.33
2	M16	161	ASP	C-N	-8.84	1.25	1.34
6	O	240	ARG	C-N	-8.84	1.26	1.33
9	K8	1059	ARG	C-N	-8.84	1.22	1.33
12	A48	368	THR	C-N	-8.84	1.22	1.33
18	B8	1421	ASN	C-N	8.84	1.45	1.33
12	A	368	THR	C-N	-8.83	1.22	1.33
12	A48	473	GLY	C-N	8.83	1.47	1.34
10	C8	56	GLN	C-N	-8.81	1.23	1.34
12	A	847	ARG	C-N	-8.81	1.22	1.33
18	B8	72	ILE	C-N	-8.81	1.21	1.33
3	N	177	TYR	C-N	8.80	1.45	1.33
2	M16	226	LYS	C-N	-8.80	1.24	1.34
10	C8	1131	GLY	C-N	8.80	1.45	1.33

*Continued on next page...*

*Continued from previous page...*

Mol	Chain	Res	Type	Atoms	Z	Observed(Å)	Ideal(Å)
3	N8	177	TYR	C-N	8.80	1.45	1.33
10	C16	56	GLN	C-N	-8.80	1.23	1.34
11	A40	368	THR	C-N	-8.80	1.22	1.33
12	A48	847	ARG	C-N	-8.80	1.22	1.33
5	P8	162	ALA	C-N	8.80	1.45	1.33
5	P	162	ALA	C-N	8.79	1.45	1.33
18	B	517	PRO	N-CD	-8.79	1.35	1.47
19	4	423	PRO	N-CD	8.79	1.60	1.47
18	B	1421	ASN	C-N	8.79	1.45	1.33
11	A16	368	THR	C-N	-8.79	1.22	1.33
10	C24	1131	GLY	C-N	8.78	1.45	1.33
10	C	716	THR	C-N	8.78	1.46	1.34
11	A32	368	THR	C-N	-8.78	1.22	1.33
6	O8	92	ALA	C-N	8.78	1.45	1.33
11	A16	850	PRO	N-CD	-8.78	1.35	1.47
10	C24	56	GLN	C-N	-8.78	1.23	1.34
11	A32	473	GLY	C-N	8.78	1.47	1.34
5	P16	162	ALA	C-N	8.77	1.45	1.33
10	C32	1063	PRO	N-CD	-8.77	1.35	1.47
2	M16	344	GLN	C-N	8.77	1.44	1.33
10	C	1063	PRO	N-CD	-8.77	1.35	1.47
1	R16	1242	SER	C-N	-8.77	1.22	1.33
18	B	72	ILE	C-N	-8.76	1.21	1.33
11	A40	850	PRO	N-CD	-8.76	1.35	1.47
9	K	1059	ARG	C-N	-8.76	1.22	1.33
11	A24	473	GLY	C-N	8.76	1.47	1.34
12	A	850	PRO	N-CD	-8.76	1.35	1.47
13	V	786	THR	C-N	-8.76	1.22	1.33
1	R8	1242	SER	C-N	-8.75	1.22	1.33
10	C32	56	GLN	C-N	-8.75	1.23	1.34
10	C32	548	ALA	C-N	8.74	1.45	1.33
5	P	715	GLU	C-N	8.74	1.45	1.33
19	48	423	PRO	N-CD	8.74	1.59	1.47
2	M8	161	ASP	C-N	-8.74	1.25	1.34
10	C8	1063	PRO	N-CD	-8.74	1.35	1.47
10	C16	1063	PRO	N-CD	-8.73	1.35	1.47
10	C24	1063	PRO	N-CD	-8.73	1.35	1.47
14	W	698	LEU	C-N	-8.73	1.22	1.34
11	A32	847	ARG	C-N	-8.73	1.22	1.33
2	M8	344	GLN	C-N	8.72	1.44	1.33
6	O8	240	ARG	C-N	-8.72	1.26	1.33
5	P8	715	GLU	C-N	8.72	1.45	1.33

*Continued on next page...*



*Continued from previous page...*

Mol	Chain	Res	Type	Atoms	Z	Observed(Å)	Ideal(Å)
18	B	1226	GLY	C-N	8.72	1.46	1.33
11	A32	850	PRO	N-CD	-8.72	1.35	1.47
10	C	548	ALA	C-N	8.71	1.45	1.33
6	O16	92	ALA	C-N	8.71	1.45	1.33
15	J	671	SER	C-N	-8.71	1.23	1.33
11	A40	847	ARG	C-N	-8.71	1.22	1.33
11	A32	855	GLU	C-N	-8.71	1.22	1.33
10	C16	548	ALA	C-N	8.70	1.45	1.33
18	B8	1226	GLY	C-N	8.70	1.46	1.33
10	C24	548	ALA	C-N	8.70	1.45	1.33
11	A24	368	THR	C-N	-8.69	1.22	1.33
1	R	1242	SER	C-N	-8.68	1.22	1.33
18	B	1146	CYS	C-N	8.68	1.45	1.33
18	B	793	LEU	C-N	8.68	1.47	1.33
18	B8	1146	CYS	C-N	8.68	1.45	1.33
13	V	793	GLU	C-N	-8.68	1.23	1.33
2	M	344	GLN	C-N	8.67	1.44	1.33
10	C8	548	ALA	C-N	8.67	1.45	1.33
10	C32	660	LEU	C-N	-8.67	1.22	1.33
11	A40	855	GLU	C-N	-8.67	1.22	1.33
11	A24	855	GLU	C-N	-8.67	1.22	1.33
2	M	161	ASP	C-N	-8.67	1.25	1.34
10	C24	660	LEU	C-N	-8.66	1.22	1.33
9	K8	990	PHE	C-N	-8.66	1.22	1.33
9	K8	816	HIS	C-N	-8.66	1.22	1.34
12	A48	855	GLU	C-N	-8.65	1.22	1.33
10	C16	660	LEU	C-N	-8.65	1.22	1.33
5	P16	715	GLU	C-N	8.65	1.45	1.33
6	O	92	ALA	C-N	8.65	1.44	1.33
12	A48	850	PRO	N-CD	-8.65	1.35	1.47
18	B	688	GLY	C-N	-8.64	1.21	1.33
15	J	688	PRO	N-CD	-8.64	1.35	1.47
7	Q8	142	TRP	C-N	-8.63	1.21	1.33
12	A	855	GLU	C-N	-8.63	1.22	1.33
11	A16	855	GLU	C-N	-8.63	1.22	1.33
18	B8	793	LEU	C-N	8.63	1.47	1.33
20	E	419	ASN	C-N	-8.63	1.21	1.33
19	4	348	SER	C-N	-8.62	1.21	1.33
2	M16	621	PHE	C-N	-8.62	1.21	1.33
7	Q16	95	PHE	C-N	8.62	1.44	1.33
10	C8	1710	ASP	C-N	-8.62	1.23	1.33
20	E8	419	ASN	C-N	-8.62	1.21	1.33

*Continued on next page...*

*Continued from previous page...*

Mol	Chain	Res	Type	Atoms	Z	Observed(Å)	Ideal(Å)
10	C16	1786	LYS	C-N	-8.62	1.22	1.33
9	K	816	HIS	C-N	-8.62	1.22	1.34
2	M8	621	PHE	C-N	-8.61	1.21	1.33
7	Q	142	TRP	C-N	-8.60	1.21	1.33
7	Q16	142	TRP	C-N	-8.60	1.21	1.33
10	C16	482	MET	C-N	8.60	1.45	1.33
10	C8	482	MET	C-N	8.60	1.45	1.33
22	I16	365	ALA	C-N	8.60	1.45	1.33
6	O16	240	ARG	C-N	-8.60	1.26	1.33
10	C8	660	LEU	C-N	-8.60	1.22	1.33
19	48	348	SER	C-N	-8.60	1.21	1.33
2	M	621	PHE	C-N	-8.60	1.21	1.33
1	R8	1248	PRO	C-N	-8.59	1.21	1.33
22	I24	365	ALA	C-N	8.59	1.45	1.33
7	Q	219	GLY	C-N	-8.59	1.21	1.33
10	C32	482	MET	C-N	8.59	1.45	1.33
18	B	1885	SER	C-N	8.59	1.46	1.33
10	C32	1786	LYS	C-N	-8.59	1.22	1.33
18	B8	688	GLY	C-N	-8.58	1.21	1.33
22	I24	206	PHE	C-N	8.58	1.53	1.33
21	H16	140	PRO	N-CD	-8.58	1.35	1.47
10	C	482	MET	C-N	8.57	1.45	1.33
10	C	1786	LYS	C-N	-8.57	1.22	1.33
18	B8	1885	SER	C-N	8.57	1.46	1.33
18	B	123	LEU	C-N	-8.57	1.21	1.33
7	Q	95	PHE	C-N	8.56	1.44	1.33
10	C24	482	MET	C-N	8.56	1.45	1.33
14	W	669	LYS	C-N	-8.56	1.23	1.33
22	I	206	PHE	C-N	8.56	1.53	1.33
1	R16	1248	PRO	C-N	-8.56	1.21	1.33
10	C16	1702	ASP	C-N	-8.56	1.23	1.34
1	R	1248	PRO	C-N	-8.56	1.21	1.33
22	I8	206	PHE	C-N	8.56	1.53	1.33
21	H24	140	PRO	N-CD	-8.55	1.35	1.47
18	B	318	THR	C-N	8.55	1.45	1.33
9	K	990	PHE	C-N	-8.55	1.22	1.33
7	Q16	219	GLY	C-N	-8.54	1.21	1.33
7	Q8	219	GLY	C-N	-8.54	1.21	1.33
5	P8	614	VAL	C-N	-8.54	1.21	1.33
6	O16	18	ASN	C-N	-8.54	1.22	1.33
10	C	1702	ASP	C-N	-8.54	1.23	1.34
22	I16	206	PHE	C-N	8.54	1.53	1.33

*Continued on next page...*

*Continued from previous page...*

Mol	Chain	Res	Type	Atoms	Z	Observed(Å)	Ideal(Å)
9	K	1001	LYS	C-N	-8.53	1.22	1.33
13	V	880	ARG	C-N	8.53	1.46	1.33
21	H	140	PRO	N-CD	-8.53	1.35	1.47
22	I8	365	ALA	C-N	8.53	1.45	1.33
3	N8	146	ASP	C-N	-8.52	1.21	1.33
20	E	476	PHE	C-N	-8.52	1.23	1.33
20	E8	500	PRO	N-CD	-8.52	1.35	1.47
21	H8	140	PRO	N-CD	-8.51	1.35	1.47
3	N16	146	ASP	C-N	-8.51	1.21	1.33
20	E8	476	PHE	C-N	-8.51	1.23	1.33
10	C32	1710	ASP	C-N	-8.51	1.23	1.33
10	C24	1786	LYS	C-N	-8.50	1.22	1.33
13	V	883	PRO	N-CD	-8.50	1.35	1.47
10	C	660	LEU	C-N	-8.50	1.22	1.33
11	A16	56	ALA	C-N	8.49	1.53	1.33
20	E	500	PRO	N-CD	-8.48	1.35	1.47
10	C8	1702	ASP	C-N	-8.48	1.23	1.34
18	B	1843	THR	C-N	-8.48	1.22	1.33
5	P8	591	GLU	C-N	-8.48	1.21	1.33
15	J	660	HIS	C-N	-8.48	1.22	1.34
18	B8	318	THR	C-N	8.48	1.45	1.33
18	B8	123	LEU	C-N	-8.47	1.21	1.33
6	O8	18	ASN	C-N	-8.47	1.22	1.33
5	P16	591	GLU	C-N	-8.47	1.22	1.33
22	I	367	ARG	C-N	-8.47	1.23	1.33
18	B8	1843	THR	C-N	-8.47	1.22	1.33
22	I	365	ALA	C-N	8.47	1.45	1.33
5	P	591	GLU	C-N	-8.47	1.22	1.33
11	A32	56	ALA	C-N	8.47	1.53	1.33
3	N16	45	GLY	C-N	8.46	1.44	1.33
9	K8	1001	LYS	C-N	-8.46	1.22	1.33
10	C	1710	ASP	C-N	-8.46	1.23	1.33
11	A16	744	GLU	C-N	-8.45	1.22	1.34
10	C32	1702	ASP	C-N	-8.46	1.23	1.34
3	N8	45	GLY	C-N	8.45	1.44	1.33
11	A40	56	ALA	C-N	8.45	1.53	1.33
10	C8	1786	LYS	C-N	-8.45	1.22	1.33
19	48	344	PRO	N-CD	-8.45	1.35	1.47
10	C16	1710	ASP	C-N	-8.44	1.23	1.33
1	R8	1156	GLU	C-N	-8.44	1.23	1.33
10	C24	43	LEU	C-N	-8.44	1.21	1.33
3	N	146	ASP	C-N	-8.44	1.21	1.33

*Continued on next page...*

*Continued from previous page...*

Mol	Chain	Res	Type	Atoms	Z	Observed(Å)	Ideal(Å)
9	K	1017	LEU	C-N	-8.44	1.22	1.34
10	C	1759	ALA	C-N	-8.44	1.22	1.33
6	O	18	ASN	C-N	-8.44	1.22	1.33
11	A24	744	GLU	C-N	-8.44	1.22	1.34
11	A24	56	ALA	C-N	8.43	1.53	1.33
10	C8	1636	ARG	C-N	-8.43	1.22	1.33
10	C32	1542	PHE	C-N	8.43	1.45	1.33
2	M	193	PRO	N-CD	-8.43	1.35	1.47
10	C24	1702	ASP	C-N	-8.43	1.23	1.34
10	C	112	PRO	N-CD	-8.43	1.35	1.47
20	E8	490	GLY	C-N	-8.42	1.22	1.33
22	I24	367	ARG	C-N	-8.42	1.23	1.33
22	I8	159	ARG	C-N	-8.42	1.23	1.33
10	C24	112	PRO	N-CD	-8.42	1.35	1.47
22	I	159	ARG	C-N	-8.42	1.23	1.33
19	4	344	PRO	N-CD	-8.41	1.35	1.47
10	C32	43	LEU	C-N	-8.41	1.21	1.33
10	C16	1542	PHE	C-N	8.41	1.45	1.33
10	C32	112	PRO	N-CD	-8.41	1.35	1.47
22	I24	159	ARG	C-N	-8.41	1.23	1.33
22	I8	367	ARG	C-N	-8.40	1.23	1.33
1	R	1156	GLU	C-N	-8.40	1.23	1.33
20	E	490	GLY	C-N	-8.40	1.22	1.33
10	C16	43	LEU	C-N	-8.39	1.21	1.33
3	N	45	GLY	C-N	8.39	1.44	1.33
10	C16	112	PRO	N-CD	-8.38	1.36	1.47
10	C16	1636	ARG	C-N	-8.38	1.22	1.33
18	B8	984	LYS	C-N	8.38	1.45	1.33
22	I16	159	ARG	C-N	-8.38	1.23	1.33
10	C16	1055	GLU	C-N	-8.37	1.22	1.33
9	K8	1017	LEU	C-N	-8.37	1.22	1.34
10	C24	1636	ARG	C-N	-8.37	1.22	1.33
18	B	917	PHE	C-N	8.37	1.45	1.33
10	C	1636	ARG	C-N	-8.37	1.22	1.33
10	C8	43	LEU	C-N	-8.36	1.22	1.33
12	A	744	GLU	C-N	-8.35	1.22	1.34
9	K	1250	SER	C-N	-8.35	1.22	1.33
10	C24	1710	ASP	C-N	-8.35	1.23	1.33
22	I16	367	ARG	C-N	-8.35	1.23	1.33
10	C16	21	PRO	N-CD	-8.35	1.36	1.47
10	C32	1636	ARG	C-N	-8.35	1.22	1.33
2	M8	193	PRO	N-CD	-8.34	1.36	1.47

*Continued on next page...*

*Continued from previous page...*

Mol	Chain	Res	Type	Atoms	Z	Observed(Å)	Ideal(Å)
5	P8	206	SER	C-N	8.34	1.42	1.33
10	C24	1542	PHE	C-N	8.34	1.45	1.33
15	J	600	GLU	C-N	-8.34	1.22	1.33
10	C8	112	PRO	N-CD	-8.34	1.36	1.47
11	A32	744	GLU	C-N	-8.34	1.22	1.34
5	P	206	SER	C-N	8.34	1.42	1.33
19	4	116	PHE	C-N	-8.34	1.23	1.33
10	C32	1055	GLU	C-N	-8.33	1.22	1.33
10	C16	1759	ALA	C-N	-8.33	1.23	1.33
18	B8	911	ILE	C-N	8.33	1.44	1.33
18	B8	969	ASP	C-N	8.33	1.44	1.33
11	A40	744	GLU	C-N	-8.32	1.22	1.34
18	B8	1672	ASP	C-N	8.32	1.43	1.33
10	C	43	LEU	C-N	-8.32	1.22	1.33
12	A48	744	GLU	C-N	-8.32	1.22	1.34
10	C8	1542	PHE	C-N	8.32	1.45	1.33
14	W	631	TYR	C-N	-8.32	1.24	1.33
18	B	911	ILE	C-N	8.32	1.44	1.33
10	C24	1759	ALA	C-N	-8.32	1.23	1.33
1	R	1379	GLN	C-N	-8.31	1.23	1.33
10	C32	1759	ALA	C-N	-8.31	1.23	1.33
2	M16	193	PRO	N-CD	-8.31	1.36	1.47
18	B8	1377	ASP	C-N	-8.31	1.22	1.33
1	R8	1379	GLN	C-N	-8.31	1.23	1.33
5	P16	206	SER	C-N	8.30	1.42	1.33
9	K8	1250	SER	C-N	-8.30	1.22	1.33
10	C24	1055	GLU	C-N	-8.29	1.22	1.33
1	R16	1156	GLU	C-N	-8.29	1.23	1.33
10	C	1055	GLU	C-N	-8.29	1.22	1.33
1	R16	1289	ALA	C-N	-8.29	1.24	1.33
9	K8	1118	PRO	C-N	8.29	1.44	1.33
18	B	1377	ASP	C-N	-8.28	1.22	1.33
5	P16	359	TRP	C-N	8.28	1.44	1.33
18	B8	917	PHE	C-N	8.28	1.45	1.33
10	C8	21	PRO	N-CD	-8.28	1.36	1.47
19	48	116	PHE	C-N	-8.28	1.23	1.33
18	B	969	ASP	C-N	8.27	1.44	1.33
19	4	35	GLY	C-N	-8.27	1.22	1.34
19	48	35	GLY	C-N	-8.27	1.22	1.34
10	C8	1759	ALA	C-N	-8.27	1.23	1.33
18	B	1672	ASP	C-N	8.26	1.43	1.33
6	O8	278	GLY	C-N	-8.26	1.21	1.33

*Continued on next page...*

*Continued from previous page...*

Mol	Chain	Res	Type	Atoms	Z	Observed(Å)	Ideal(Å)
10	C24	21	PRO	N-CD	-8.26	1.36	1.47
10	C8	1055	GLU	C-N	-8.26	1.22	1.33
9	K8	1169	GLU	C-N	-8.25	1.22	1.34
9	K	1118	PRO	C-N	8.25	1.44	1.33
10	C	21	PRO	N-CD	-8.24	1.36	1.47
1	R8	1452	GLU	C-N	-8.24	1.23	1.33
11	A24	26	PRO	C-N	8.24	1.45	1.33
13	V	814	MET	C-N	-8.24	1.23	1.33
9	K	1169	GLU	C-N	-8.24	1.22	1.34
9	K8	1117	LEU	C-N	8.23	1.45	1.33
11	A16	26	PRO	C-N	8.23	1.45	1.33
1	R8	1289	ALA	C-N	-8.23	1.24	1.33
9	K	833	THR	C-N	-8.22	1.23	1.33
10	C8	1311	GLU	C-N	8.22	1.44	1.33
18	B8	1113	PRO	C-N	-8.22	1.23	1.33
2	M16	331	LEU	C-N	8.22	1.44	1.33
5	P8	359	TRP	C-N	8.21	1.44	1.33
18	B	984	LYS	C-N	8.21	1.45	1.33
5	P	189	PRO	N-CD	8.21	1.59	1.47
6	O16	278	GLY	C-N	-8.21	1.22	1.33
11	A40	26	PRO	C-N	8.21	1.45	1.33
11	A32	26	PRO	C-N	8.20	1.45	1.33
10	C24	846	LEU	C-N	-8.20	1.22	1.33
5	P	359	TRP	C-N	8.20	1.44	1.33
5	P8	669	ASN	C-N	-8.20	1.23	1.33
5	P	669	ASN	C-N	-8.19	1.23	1.33
9	K	1259	LYS	C-N	-8.19	1.22	1.33
1	R16	1379	GLN	C-N	-8.19	1.23	1.33
9	K8	624	ALA	C-N	-8.19	1.22	1.33
1	R	1452	GLU	C-N	-8.18	1.23	1.33
22	I24	347	HIS	C-N	8.18	1.50	1.33
5	P8	189	PRO	N-CD	8.17	1.59	1.47
2	M	331	LEU	C-N	8.17	1.44	1.33
11	A24	157	LEU	C-N	8.17	1.52	1.33
10	C8	177	GLU	C-N	-8.17	1.22	1.33
10	C8	1789	ILE	C-N	8.17	1.45	1.34
2	M8	331	LEU	C-N	8.17	1.44	1.33
10	C	1311	GLU	C-N	8.17	1.44	1.33
10	C16	846	LEU	C-N	-8.17	1.22	1.33
10	C24	1789	ILE	C-N	8.17	1.45	1.34
6	O	278	GLY	C-N	-8.16	1.22	1.33
22	I16	347	HIS	C-N	8.16	1.50	1.33

*Continued on next page...*

*Continued from previous page...*

Mol	Chain	Res	Type	Atoms	Z	Observed(Å)	Ideal(Å)
19	4	359	ALA	C-N	-8.16	1.22	1.33
19	48	310	ARG	C-N	-8.16	1.23	1.33
22	I8	347	HIS	C-N	8.16	1.50	1.33
9	K	1046	LEU	C-N	-8.16	1.22	1.33
11	A40	157	LEU	C-N	8.15	1.52	1.33
10	C32	21	PRO	N-CD	-8.15	1.36	1.47
10	C24	177	GLU	C-N	-8.15	1.22	1.33
12	A	157	LEU	C-N	8.15	1.52	1.33
9	K8	833	THR	C-N	-8.14	1.23	1.33
22	I	347	HIS	C-N	8.14	1.50	1.33
7	Q16	78	SER	C-N	-8.13	1.22	1.33
19	48	359	ALA	C-N	-8.14	1.22	1.33
10	C	951	PRO	N-CD	-8.13	1.36	1.47
16	A8	157	LEU	C-N	8.13	1.52	1.33
1	R16	1452	GLU	C-N	-8.13	1.23	1.33
18	B	1747	SER	C-N	8.13	1.47	1.33
19	4	98	SER	C-N	-8.13	1.21	1.33
12	A48	157	LEU	C-N	8.13	1.52	1.33
1	R	1289	ALA	C-N	-8.13	1.24	1.33
19	48	92	THR	C-N	-8.13	1.22	1.33
19	48	98	SER	C-N	-8.12	1.21	1.33
9	K8	1046	LEU	C-N	-8.12	1.22	1.33
9	K	1117	LEU	C-N	8.12	1.45	1.33
10	C16	1311	GLU	C-N	8.12	1.44	1.33
19	4	92	THR	C-N	-8.12	1.22	1.33
10	C32	846	LEU	C-N	-8.12	1.22	1.33
7	Q8	78	SER	C-N	-8.12	1.22	1.33
9	K8	1259	LYS	C-N	-8.11	1.22	1.33
10	C24	1311	GLU	C-N	8.11	1.44	1.33
10	C	1789	ILE	C-N	8.11	1.44	1.34
10	C8	951	PRO	N-CD	-8.11	1.36	1.47
18	B	918	GLY	C-N	8.11	1.44	1.33
2	M	528	PHE	C-N	8.10	1.45	1.33
18	B8	918	GLY	C-N	8.10	1.44	1.33
9	K	624	ALA	C-N	-8.10	1.23	1.33
18	B	1684	TRP	C-N	8.10	1.45	1.33
10	C16	1789	ILE	C-N	8.09	1.44	1.34
7	Q8	31	LEU	C-N	-8.09	1.22	1.33
18	B	1665	ALA	C-N	-8.09	1.23	1.33
20	E	306	SER	C-N	-8.09	1.23	1.33
9	K8	783	ARG	C-N	-8.09	1.22	1.33
5	P16	189	PRO	N-CD	8.08	1.59	1.47

*Continued on next page...*

*Continued from previous page...*

Mol	Chain	Res	Type	Atoms	Z	Observed(Å)	Ideal(Å)
10	C8	846	LEU	C-N	-8.08	1.22	1.33
10	C32	1311	GLU	C-N	8.08	1.44	1.33
7	Q	78	SER	C-N	-8.08	1.22	1.33
10	C32	1535	LEU	C-N	8.07	1.41	1.33
18	B8	1665	ALA	C-N	-8.07	1.23	1.33
18	B	1113	PRO	C-N	-8.07	1.23	1.33
19	4	310	ARG	C-N	-8.07	1.23	1.33
10	C	846	LEU	C-N	-8.07	1.22	1.33
10	C32	951	PRO	N-CD	-8.07	1.36	1.47
10	C16	1439	ILE	C-N	8.06	1.45	1.33
5	P16	669	ASN	C-N	-8.06	1.23	1.33
10	C16	1734	ARG	C-N	-8.06	1.23	1.33
10	C32	1734	ARG	C-N	-8.06	1.23	1.33
18	B8	1747	SER	C-N	8.06	1.46	1.33
2	M	445	ASN	C-N	-8.05	1.23	1.33
7	Q	31	LEU	C-N	-8.05	1.22	1.33
10	C8	653	TYR	C-N	-8.05	1.23	1.34
9	K	783	ARG	C-N	-8.05	1.22	1.33
2	M8	528	PHE	C-N	8.05	1.45	1.33
2	M16	445	ASN	C-N	-8.04	1.23	1.33
10	C8	1535	LEU	C-N	8.04	1.41	1.33
20	E8	37	LEU	C-N	8.04	1.44	1.33
9	K	1212	ARG	C-N	-8.04	1.22	1.33
10	C8	1439	ILE	C-N	8.04	1.45	1.33
20	E8	306	SER	C-N	-8.04	1.23	1.33
10	C16	1535	LEU	C-N	8.03	1.41	1.33
2	M8	445	ASN	C-N	-8.02	1.23	1.33
10	C	1439	ILE	C-N	8.02	1.44	1.33
10	C8	437	ARG	C-N	-8.02	1.24	1.33
18	B8	1684	TRP	C-N	8.02	1.45	1.33
20	E	37	LEU	C-N	8.02	1.44	1.33
10	C32	1439	ILE	C-N	8.02	1.45	1.33
6	O16	237	ASN	C-N	-8.02	1.25	1.33
10	C24	1439	ILE	C-N	8.02	1.44	1.33
10	C	437	ARG	C-N	-8.02	1.24	1.33
10	C32	177	GLU	C-N	-8.01	1.22	1.33
10	C24	1734	ARG	C-N	-8.01	1.23	1.33
18	B	509	SER	C-N	8.01	1.45	1.33
18	B	968	PHE	C-N	8.01	1.44	1.33
10	C	177	GLU	C-N	-8.01	1.22	1.33
7	Q16	31	LEU	C-N	-8.00	1.22	1.33
10	C24	437	ARG	C-N	-8.00	1.24	1.33

*Continued on next page...*



*Continued from previous page...*

Mol	Chain	Res	Type	Atoms	Z	Observed(Å)	Ideal(Å)
10	C24	1535	LEU	C-N	7.99	1.41	1.33
10	C32	1789	ILE	C-N	7.99	1.44	1.34
2	M16	528	PHE	C-N	7.99	1.45	1.33
10	C8	1734	ARG	C-N	-7.99	1.23	1.33
2	M8	458	LYS	C-N	-7.99	1.23	1.33
10	C	1535	LEU	C-N	7.99	1.41	1.33
18	B8	968	PHE	C-N	7.99	1.44	1.33
22	I	323	GLU	C-N	-7.99	1.23	1.33
3	N16	254	VAL	C-N	-7.98	1.23	1.33
18	B8	1539	LEU	C-N	-7.98	1.23	1.33
2	M	458	LYS	C-N	-7.98	1.23	1.33
2	M16	765	THR	C-N	-7.98	1.23	1.33
10	C16	951	PRO	N-CD	-7.98	1.36	1.47
10	C24	106	GLY	C-N	-7.98	1.21	1.33
22	I16	323	GLU	C-N	-7.98	1.23	1.33
2	M16	750	GLN	C-N	7.97	1.44	1.33
10	C16	177	GLU	C-N	-7.97	1.22	1.33
10	C32	1281	THR	C-N	-7.97	1.23	1.34
10	C24	951	PRO	N-CD	-7.97	1.36	1.47
10	C	653	TYR	C-N	-7.97	1.23	1.34
6	O	185	PRO	C-N	-7.96	1.21	1.33
14	W	676	PHE	C-N	-7.96	1.23	1.33
10	C	1277	SER	C-N	-7.96	1.22	1.33
6	O8	237	ASN	C-N	-7.96	1.25	1.33
9	K8	1212	ARG	C-N	-7.95	1.22	1.33
10	C16	437	ARG	C-N	-7.95	1.24	1.33
10	C	465	PHE	C-N	-7.95	1.23	1.34
18	B8	194	ASN	C-N	7.95	1.44	1.33
9	K	1165	SER	C-N	-7.95	1.23	1.34
10	C32	653	TYR	C-N	-7.95	1.23	1.34
18	B8	509	SER	C-N	7.94	1.45	1.33
18	B	409	LEU	C-N	7.94	1.44	1.33
2	M16	458	LYS	C-N	-7.94	1.23	1.33
6	O8	185	PRO	C-N	-7.94	1.21	1.33
22	I24	323	GLU	C-N	-7.94	1.23	1.33
10	C24	878	ARG	C-N	-7.94	1.23	1.34
10	C	878	ARG	C-N	-7.94	1.23	1.34
10	C8	106	GLY	C-N	-7.94	1.21	1.33
10	C8	465	PHE	C-N	-7.94	1.23	1.34
2	M8	750	GLN	C-N	7.93	1.44	1.33
21	H16	162	LYS	C-N	-7.93	1.23	1.33
10	C16	653	TYR	C-N	-7.93	1.23	1.34

*Continued on next page...*

*Continued from previous page...*

Mol	Chain	Res	Type	Atoms	Z	Observed(Å)	Ideal(Å)
10	C24	1277	SER	C-N	-7.93	1.22	1.33
18	B	1539	LEU	C-N	-7.93	1.23	1.33
18	B8	825	ALA	C-N	7.93	1.44	1.33
18	B	825	ALA	C-N	7.92	1.44	1.33
17	F16	65	ARG	C-N	-7.92	1.23	1.34
10	C8	287	SER	C-N	7.92	1.45	1.33
3	N8	254	VAL	C-N	-7.92	1.23	1.33
2	M	750	GLN	C-N	7.92	1.44	1.33
18	B	1603	ASP	C-N	7.92	1.44	1.33
18	B8	958	ARG	C-N	7.92	1.46	1.33
21	H8	162	LYS	C-N	-7.92	1.23	1.33
10	C32	437	ARG	C-N	-7.92	1.24	1.33
3	N	254	VAL	C-N	-7.91	1.23	1.33
6	O	237	ASN	C-N	-7.91	1.25	1.33
10	C16	1277	SER	C-N	-7.91	1.22	1.33
18	B8	1603	ASP	C-N	7.91	1.44	1.33
9	K8	1026	LEU	C-N	-7.91	1.23	1.33
10	C	287	SER	C-N	7.91	1.45	1.33
9	K8	1165	SER	C-N	-7.91	1.23	1.34
9	K8	1263	THR	C-N	-7.91	1.23	1.33
10	C	106	GLY	C-N	-7.91	1.21	1.33
17	F24	65	ARG	C-N	-7.91	1.23	1.34
18	B8	409	LEU	C-N	7.91	1.44	1.33
20	E8	349	THR	C-N	7.91	1.44	1.33
10	C32	465	PHE	C-N	-7.91	1.23	1.34
10	C	1734	ARG	C-N	-7.90	1.23	1.33
10	C8	1281	THR	C-N	-7.90	1.23	1.34
10	C32	1277	SER	C-N	-7.90	1.22	1.33
10	C16	287	SER	C-N	7.90	1.45	1.33
10	C16	878	ARG	C-N	-7.90	1.23	1.34
10	C24	471	THR	C-N	-7.89	1.21	1.33
14	W	801	ALA	C-N	-7.89	1.23	1.33
21	H	162	LYS	C-N	-7.89	1.23	1.33
10	C24	465	PHE	C-N	-7.89	1.23	1.34
18	B	194	ASN	C-N	7.89	1.43	1.33
10	C32	287	SER	C-N	7.88	1.45	1.33
10	C	1281	THR	C-N	-7.88	1.23	1.34
10	C24	653	TYR	C-N	-7.88	1.23	1.34
13	V	788	HIS	C-N	-7.88	1.23	1.33
22	I24	252	ARG	C-N	7.88	1.44	1.33
20	E8	462	THR	C-N	-7.88	1.23	1.33
10	C24	287	SER	C-N	7.87	1.45	1.33

*Continued on next page...*

*Continued from previous page...*

Mol	Chain	Res	Type	Atoms	Z	Observed(Å)	Ideal(Å)
22	I	252	ARG	C-N	7.87	1.44	1.33
10	C16	106	GLY	C-N	-7.87	1.21	1.33
10	C16	465	PHE	C-N	-7.87	1.23	1.34
22	I8	252	ARG	C-N	7.87	1.44	1.33
22	I8	323	GLU	C-N	-7.87	1.23	1.33
10	C16	471	THR	C-N	-7.87	1.21	1.33
14	W	665	GLU	C-N	-7.87	1.23	1.33
10	C16	1281	THR	C-N	-7.86	1.23	1.34
10	C24	1281	THR	C-N	-7.86	1.23	1.34
1	R16	1432	LYS	C-N	-7.86	1.22	1.33
10	C8	878	ARG	C-N	-7.86	1.23	1.34
6	O16	185	PRO	C-N	-7.86	1.21	1.33
10	C32	471	THR	C-N	-7.86	1.21	1.33
11	A32	155	SER	C-N	7.86	1.44	1.33
13	V	753	GLY	C-N	-7.85	1.23	1.34
10	C	1792	GLU	C-N	-7.85	1.24	1.33
13	V	806	ALA	C-N	-7.85	1.23	1.33
9	K	1026	LEU	C-N	-7.85	1.23	1.33
21	H24	162	LYS	C-N	-7.85	1.23	1.33
22	I16	252	ARG	C-N	7.85	1.44	1.33
10	C	760	GLY	C-N	-7.85	1.24	1.33
10	C32	878	ARG	C-N	-7.84	1.23	1.34
9	K	1263	THR	C-N	-7.84	1.23	1.33
9	K	656	LEU	C-N	-7.84	1.24	1.33
2	M	765	THR	C-N	-7.84	1.23	1.33
2	M8	765	THR	C-N	-7.84	1.23	1.33
9	K	1076	ARG	C-N	-7.84	1.23	1.33
19	48	169	CYS	C-N	-7.84	1.23	1.33
11	A16	155	SER	C-N	7.84	1.44	1.33
17	F8	65	ARG	C-N	-7.84	1.23	1.34
10	C16	760	GLY	C-N	-7.83	1.24	1.33
17	F	65	ARG	C-N	-7.83	1.23	1.34
10	C8	471	THR	C-N	-7.83	1.21	1.33
10	C	471	THR	C-N	-7.83	1.21	1.33
11	A16	852	ASP	C-N	-7.83	1.23	1.33
20	E	349	THR	C-N	7.83	1.44	1.33
10	C32	106	GLY	C-N	-7.83	1.21	1.33
14	W	658	GLN	C-N	-7.82	1.23	1.33
11	A40	852	ASP	C-N	-7.82	1.23	1.33
18	B	958	ARG	C-N	7.82	1.45	1.33
20	E	462	THR	C-N	-7.82	1.23	1.33
10	C8	1277	SER	C-N	-7.82	1.22	1.33

*Continued on next page...*

*Continued from previous page...*

Mol	Chain	Res	Type	Atoms	Z	Observed(Å)	Ideal(Å)
12	A	852	ASP	C-N	-7.82	1.23	1.33
18	B8	492	GLY	C-N	-7.82	1.23	1.33
9	K8	1076	ARG	C-N	-7.81	1.23	1.33
19	4	169	CYS	C-N	-7.81	1.23	1.33
20	E8	187	GLY	C-N	-7.81	1.24	1.33
9	K	787	PRO	C-N	-7.81	1.23	1.33
13	V	922	TYR	C-N	-7.81	1.23	1.33
10	C8	760	GLY	C-N	-7.81	1.24	1.33
11	A24	782	PRO	N-CD	-7.81	1.36	1.47
15	J	587	ILE	C-N	-7.80	1.23	1.33
11	A16	782	PRO	N-CD	-7.80	1.36	1.47
10	C32	1792	GLU	C-N	-7.80	1.24	1.33
2	M	783	TRP	C-N	-7.80	1.22	1.33
18	B	218	LEU	C-N	-7.80	1.24	1.33
10	C32	760	GLY	C-N	-7.80	1.24	1.33
9	K	613	ALA	C-N	7.80	1.43	1.33
20	E	187	GLY	C-N	-7.80	1.24	1.33
10	C24	760	GLY	C-N	-7.79	1.24	1.33
10	C8	713	ASP	C-N	-7.79	1.20	1.33
18	B8	218	LEU	C-N	-7.79	1.24	1.33
1	R	1432	LYS	C-N	-7.79	1.22	1.33
9	K8	656	LEU	C-N	-7.79	1.24	1.33
10	C16	1792	GLU	C-N	-7.79	1.24	1.33
11	A40	782	PRO	N-CD	-7.79	1.36	1.47
18	B	589	ASN	C-N	-7.79	1.23	1.34
11	A24	852	ASP	C-N	-7.79	1.23	1.33
10	C24	1792	GLU	C-N	-7.79	1.24	1.33
11	A32	852	ASP	C-N	-7.79	1.23	1.33
19	4	95	THR	C-N	-7.79	1.23	1.33
9	K8	613	ALA	C-N	7.79	1.43	1.33
19	4	155	ASN	C-N	-7.78	1.22	1.33
14	W	751	LYS	C-N	7.77	1.43	1.33
2	M16	783	TRP	C-N	-7.77	1.22	1.33
1	R	1278	LYS	C-N	-7.77	1.23	1.33
9	K	1208	GLN	C-N	-7.77	1.23	1.33
9	K8	1208	GLN	C-N	-7.77	1.23	1.33
1	R16	1278	LYS	C-N	-7.76	1.23	1.33
10	C24	1251	PHE	C-N	-7.76	1.24	1.33
11	A32	782	PRO	N-CD	-7.76	1.36	1.47
10	C8	1792	GLU	C-N	-7.75	1.24	1.33
9	K8	787	PRO	C-N	-7.75	1.23	1.33
5	P16	449	GLN	C-N	-7.75	1.23	1.34

*Continued on next page...*

*Continued from previous page...*

Mol	Chain	Res	Type	Atoms	Z	Observed(Å)	Ideal(Å)
18	B	492	GLY	C-N	-7.75	1.24	1.33
10	C32	713	ASP	C-N	-7.75	1.20	1.33
1	R8	1432	LYS	C-N	-7.75	1.22	1.33
10	C16	713	ASP	C-N	-7.75	1.20	1.33
19	48	95	THR	C-N	-7.74	1.23	1.33
11	A24	26	PRO	N-CD	-7.74	1.36	1.47
10	C	713	ASP	C-N	-7.74	1.20	1.33
23	J8	630	ASP	C-N	-7.74	1.22	1.33
11	A32	411	GLY	C-N	-7.74	1.22	1.33
2	M8	832	PRO	C-N	-7.73	1.23	1.33
1	R8	1278	LYS	C-N	-7.73	1.23	1.33
18	B8	589	ASN	C-N	-7.73	1.23	1.34
11	A40	26	PRO	N-CD	-7.73	1.36	1.47
10	C8	663	ILE	C-N	-7.73	1.23	1.33
12	A48	782	PRO	N-CD	-7.72	1.36	1.47
15	J	591	LYS	C-N	-7.72	1.24	1.33
18	B	1921	PRO	C-N	-7.72	1.25	1.33
23	J32	630	ASP	C-N	-7.72	1.23	1.33
12	A	782	PRO	N-CD	-7.72	1.36	1.47
10	C	1251	PHE	C-N	-7.71	1.24	1.33
10	C24	663	ILE	C-N	-7.71	1.23	1.33
2	M8	783	TRP	C-N	-7.71	1.22	1.33
13	V	811	MET	C-N	-7.71	1.23	1.33
18	B	313	ILE	C-N	7.71	1.44	1.33
10	C16	1251	PHE	C-N	-7.71	1.24	1.33
13	V	772	GLY	C-N	-7.71	1.23	1.33
18	B	507	ASP	C-N	7.71	1.43	1.33
2	M	832	PRO	C-N	-7.70	1.23	1.33
10	C8	745	SER	C-N	-7.70	1.25	1.33
19	48	155	ASN	C-N	-7.70	1.22	1.33
12	A48	852	ASP	C-N	-7.70	1.23	1.33
6	O8	177	PRO	N-CD	-7.70	1.36	1.47
1	R8	1215	ASP	C-N	-7.70	1.24	1.34
10	C	745	SER	C-N	-7.69	1.25	1.33
18	B	1135	ASP	C-N	7.69	1.44	1.33
18	B8	1442	GLY	C-N	7.69	1.45	1.33
11	A32	26	PRO	N-CD	-7.68	1.36	1.47
11	A16	26	PRO	N-CD	-7.68	1.36	1.47
12	A48	411	GLY	C-N	-7.68	1.22	1.33
5	P8	449	GLN	C-N	-7.68	1.23	1.34
7	Q16	325	GLU	C-N	-7.67	1.23	1.33
18	B8	1921	PRO	C-N	-7.67	1.25	1.33

*Continued on next page...*

*Continued from previous page...*

Mol	Chain	Res	Type	Atoms	Z	Observed(Å)	Ideal(Å)
13	V	810	TYR	C-N	-7.67	1.23	1.33
11	A40	411	GLY	C-N	-7.67	1.22	1.33
18	B8	1614	GLU	C-N	-7.67	1.23	1.33
23	J16	630	ASP	C-N	-7.67	1.23	1.33
10	C32	663	ILE	C-N	-7.67	1.23	1.33
9	K8	664	GLU	C-N	-7.67	1.23	1.33
23	J8	679	GLU	C-N	7.67	1.44	1.33
18	B	536	ILE	C-N	-7.66	1.22	1.33
10	C	663	ILE	C-N	-7.66	1.24	1.33
11	A32	98	ALA	C-N	-7.66	1.22	1.33
23	J24	630	ASP	C-N	-7.66	1.23	1.33
10	C32	1251	PHE	C-N	-7.66	1.24	1.33
18	B	499	ILE	C-N	7.66	1.44	1.33
18	B	1442	GLY	C-N	7.66	1.45	1.33
18	B8	1195	SER	C-N	-7.66	1.23	1.34
18	B8	1135	ASP	C-N	7.65	1.44	1.33
10	C16	663	ILE	C-N	-7.65	1.24	1.33
18	B8	536	ILE	C-N	-7.65	1.22	1.33
18	B	1614	GLU	C-N	-7.65	1.23	1.33
18	B8	476	GLY	C-N	-7.65	1.24	1.33
10	C24	1340	PRO	N-CD	-7.64	1.37	1.47
10	C32	916	LEU	C-N	-7.64	1.22	1.33
11	A24	411	GLY	C-N	-7.64	1.22	1.33
10	C24	916	LEU	C-N	-7.64	1.22	1.33
21	H	128	ASP	C-N	-7.64	1.24	1.33
10	C24	713	ASP	C-N	-7.64	1.20	1.33
10	C	916	LEU	C-N	-7.63	1.22	1.33
18	B8	313	ILE	C-N	7.63	1.44	1.33
10	C8	1735	TYR	C-N	-7.63	1.24	1.33
10	C24	1805	ASP	C-N	-7.63	1.23	1.33
21	H16	202	GLN	C-N	-7.63	1.23	1.33
6	O	177	PRO	N-CD	-7.63	1.37	1.47
7	Q8	325	GLU	C-N	-7.63	1.23	1.33
18	B8	507	ASP	C-N	7.63	1.43	1.33
11	A16	411	GLY	C-N	-7.62	1.22	1.33
5	P	449	GLN	C-N	-7.62	1.23	1.34
10	C8	1804	ILE	C-N	7.62	1.44	1.33
2	M16	832	PRO	C-N	-7.62	1.24	1.33
7	Q	325	GLU	C-N	-7.62	1.23	1.33
10	C24	1735	TYR	C-N	-7.62	1.24	1.33
10	C24	1346	PHE	C-N	-7.62	1.23	1.34
21	H8	202	GLN	C-N	-7.62	1.23	1.33

*Continued on next page...*

*Continued from previous page...*

Mol	Chain	Res	Type	Atoms	Z	Observed(Å)	Ideal(Å)
10	C	1340	PRO	N-CD	-7.62	1.37	1.47
10	C16	1804	ILE	C-N	7.62	1.44	1.33
10	C24	1707	SER	C-N	-7.62	1.24	1.33
21	H24	202	GLN	C-N	-7.62	1.23	1.33
7	Q8	95	PHE	C-N	7.62	1.44	1.34
10	C8	1346	PHE	C-N	-7.62	1.23	1.34
9	K	664	GLU	C-N	-7.61	1.24	1.33
10	C16	592	LEU	C-N	-7.61	1.23	1.33
10	C16	1346	PHE	C-N	-7.61	1.23	1.34
9	K	1005	LEU	C-N	-7.61	1.23	1.33
9	K8	988	PHE	C-N	-7.61	1.24	1.33
11	A16	98	ALA	C-N	-7.61	1.22	1.33
12	A	411	GLY	C-N	-7.61	1.22	1.33
10	C8	1251	PHE	C-N	-7.61	1.24	1.33
18	B8	499	ILE	C-N	7.61	1.44	1.33
2	M8	170	ASP	C-N	-7.60	1.23	1.33
18	B	429	GLY	C-N	7.60	1.43	1.33
18	B8	429	GLY	C-N	7.60	1.43	1.33
23	J32	679	GLU	C-N	7.60	1.44	1.33
10	C16	1340	PRO	N-CD	-7.60	1.37	1.47
10	C32	1346	PHE	C-N	-7.60	1.23	1.34
10	C	1804	ILE	C-N	7.60	1.43	1.33
2	M	738	ILE	C-N	-7.59	1.23	1.33
10	C16	916	LEU	C-N	-7.59	1.23	1.33
6	O16	177	PRO	N-CD	-7.59	1.37	1.47
9	K8	742	GLU	C-N	-7.59	1.23	1.33
18	B	393	VAL	C-N	-7.59	1.24	1.33
21	H	202	GLN	C-N	-7.59	1.23	1.33
10	C32	1340	PRO	N-CD	-7.59	1.37	1.47
23	J24	679	GLU	C-N	7.59	1.44	1.33
21	H16	128	ASP	C-N	-7.59	1.24	1.33
9	K8	1005	LEU	C-N	-7.59	1.23	1.33
2	M	170	ASP	C-N	-7.59	1.23	1.33
2	M16	170	ASP	C-N	-7.59	1.23	1.33
10	C	1735	TYR	C-N	-7.59	1.24	1.33
5	P	114	LYS	C-N	7.58	1.44	1.33
2	M	831	LEU	C-N	-7.58	1.23	1.33
10	C32	1805	ASP	C-N	-7.58	1.23	1.33
18	B8	1848	VAL	C-N	7.58	1.44	1.33
10	C8	1340	PRO	N-CD	-7.58	1.37	1.47
21	H24	128	ASP	C-N	-7.58	1.24	1.33
6	O	102	SER	C-N	-7.58	1.23	1.33

*Continued on next page...*

*Continued from previous page...*

Mol	Chain	Res	Type	Atoms	Z	Observed(Å)	Ideal(Å)
18	B8	603	PHE	C-N	7.58	1.44	1.33
2	M8	738	ILE	C-N	-7.57	1.23	1.33
18	B8	393	VAL	C-N	-7.57	1.24	1.33
20	E	438	SER	C-N	-7.57	1.23	1.33
19	4	444	HIS	C-N	-7.57	1.23	1.33
10	C32	745	SER	C-N	-7.57	1.25	1.33
7	Q	170	TYR	C-N	-7.57	1.23	1.33
10	C	1346	PHE	C-N	-7.57	1.23	1.34
18	B	1848	VAL	C-N	7.57	1.44	1.33
23	J16	679	GLU	C-N	7.57	1.44	1.33
7	Q16	170	TYR	C-N	-7.57	1.23	1.33
10	C	1805	ASP	C-N	-7.57	1.23	1.33
18	B	1195	SER	C-N	-7.57	1.23	1.34
10	C24	745	SER	C-N	-7.56	1.25	1.33
5	P16	114	LYS	C-N	7.56	1.44	1.33
2	M16	738	ILE	C-N	-7.56	1.23	1.33
7	Q8	170	TYR	C-N	-7.56	1.23	1.33
10	C24	725	LEU	C-N	-7.56	1.24	1.33
10	C8	1707	SER	C-N	-7.56	1.24	1.33
10	C32	1804	ILE	C-N	7.55	1.43	1.33
10	C16	1707	SER	C-N	-7.55	1.24	1.33
20	E8	438	SER	C-N	-7.55	1.23	1.33
15	J	682	ALA	C-N	7.55	1.44	1.33
9	K	757	ALA	C-N	-7.55	1.23	1.33
9	K8	581	ASP	C-N	-7.55	1.23	1.34
10	C16	1805	ASP	C-N	-7.55	1.23	1.33
15	J	588	GLU	C-N	-7.55	1.24	1.33
10	C	559	ASN	C-N	7.55	1.43	1.33
18	B	1484	ALA	C-N	7.55	1.44	1.33
21	H16	153	SER	C-N	-7.55	1.25	1.33
10	C32	1735	TYR	C-N	-7.54	1.24	1.33
10	C8	559	ASN	C-N	7.54	1.43	1.33
9	K	988	PHE	C-N	-7.54	1.24	1.33
5	P8	114	LYS	C-N	7.54	1.44	1.33
10	C24	559	ASN	C-N	7.54	1.43	1.33
19	48	444	HIS	C-N	-7.54	1.23	1.33
2	M8	383	SER	C-N	-7.54	1.23	1.33
10	C	1707	SER	C-N	-7.54	1.24	1.33
21	H8	128	ASP	C-N	-7.54	1.24	1.33
9	K	581	ASP	C-N	-7.53	1.23	1.34
10	C16	745	SER	C-N	-7.53	1.25	1.33
22	I16	369	HIS	C-N	7.53	1.44	1.33

*Continued on next page...*



*Continued from previous page...*

Mol	Chain	Res	Type	Atoms	Z	Observed(Å)	Ideal(Å)
14	W	794	LYS	C-N	-7.53	1.24	1.33
9	K	1147	LYS	C-N	-7.53	1.24	1.33
10	C16	559	ASN	C-N	7.53	1.43	1.33
10	C8	916	LEU	C-N	-7.53	1.23	1.33
7	Q	145	GLY	C-N	-7.53	1.23	1.33
13	V	918	LYS	C-N	-7.53	1.23	1.33
2	M16	383	SER	C-N	-7.52	1.23	1.33
10	C	592	LEU	C-N	-7.52	1.23	1.33
2	M8	831	LEU	C-N	-7.52	1.23	1.33
9	K8	757	ALA	C-N	-7.52	1.23	1.33
10	C8	592	LEU	C-N	-7.52	1.23	1.33
6	O8	102	SER	C-N	-7.52	1.24	1.33
18	B8	1001	THR	C-N	-7.52	1.24	1.33
18	B	476	GLY	C-N	-7.52	1.24	1.33
18	B	603	PHE	C-N	7.52	1.43	1.33
22	I24	369	HIS	C-N	7.51	1.44	1.33
10	C16	1502	ARG	C-N	-7.51	1.23	1.33
10	C32	592	LEU	C-N	-7.51	1.23	1.33
18	B8	1552	LYS	C-N	7.50	1.44	1.33
2	M16	763	ASP	C-N	-7.50	1.23	1.33
10	C	725	LEU	C-N	-7.50	1.24	1.33
9	K	1040	THR	C-N	-7.50	1.24	1.33
9	K	742	GLU	C-N	-7.50	1.23	1.33
6	O16	102	SER	C-N	-7.49	1.24	1.33
10	C8	1805	ASP	C-N	-7.49	1.23	1.33
9	K8	1110	GLN	C-N	-7.49	1.24	1.34
22	I8	369	HIS	C-N	7.49	1.44	1.33
2	M16	324	GLU	C-N	7.49	1.44	1.33
10	C	356	PHE	C-N	7.49	1.44	1.34
2	M8	763	ASP	C-N	-7.49	1.23	1.33
9	K8	1147	LYS	C-N	-7.49	1.24	1.33
10	C16	1735	TYR	C-N	-7.49	1.24	1.33
10	C8	356	PHE	C-N	7.48	1.44	1.34
10	C16	725	LEU	C-N	-7.48	1.24	1.33
18	B	1530	THR	C-N	7.48	1.45	1.33
9	K8	1043	THR	C-N	-7.48	1.24	1.34
18	B8	1530	THR	C-N	7.48	1.45	1.33
23	J32	685	GLY	C-N	-7.48	1.23	1.33
10	C32	435	SER	C-N	7.48	1.44	1.33
2	M	634	ARG	C-N	-7.48	1.24	1.33
18	B	1552	LYS	C-N	7.48	1.44	1.33
6	O8	325	PRO	N-CD	-7.47	1.37	1.47

*Continued on next page...*

*Continued from previous page...*

Mol	Chain	Res	Type	Atoms	Z	Observed(Å)	Ideal(Å)
6	O16	325	PRO	N-CD	-7.47	1.37	1.47
19	48	275	ASP	C-N	-7.47	1.22	1.33
22	I	369	HIS	C-N	7.47	1.44	1.33
2	M	324	GLU	C-N	7.47	1.44	1.33
2	M	763	ASP	C-N	-7.47	1.23	1.33
9	K8	1223	ASP	C-N	7.47	1.44	1.33
18	B8	1484	ALA	C-N	7.47	1.44	1.33
20	E8	454	MET	C-N	-7.47	1.24	1.33
10	C32	559	ASN	C-N	7.47	1.43	1.33
18	B8	588	PHE	C-N	7.47	1.43	1.33
19	4	275	ASP	C-N	-7.47	1.22	1.33
1	R16	1238	GLY	C-N	7.47	1.43	1.33
20	E	252	LYS	C-N	-7.47	1.22	1.33
10	C32	725	LEU	C-N	-7.47	1.24	1.33
10	C32	1707	SER	C-N	-7.47	1.24	1.33
2	M8	324	GLU	C-N	7.46	1.44	1.33
7	Q8	145	GLY	C-N	-7.46	1.23	1.33
20	E	454	MET	C-N	-7.46	1.24	1.33
1	R	1173	PRO	N-CD	-7.46	1.37	1.47
2	M	383	SER	C-N	-7.46	1.23	1.33
6	O	325	PRO	N-CD	-7.46	1.37	1.47
10	C32	1502	ARG	C-N	-7.46	1.23	1.33
1	R16	1173	PRO	N-CD	-7.45	1.37	1.47
2	M16	831	LEU	C-N	-7.45	1.23	1.33
2	M8	634	ARG	C-N	-7.45	1.24	1.33
10	C8	435	SER	C-N	7.45	1.44	1.33
9	K8	1040	THR	C-N	-7.45	1.24	1.33
10	C24	1804	ILE	C-N	7.45	1.43	1.33
10	C	1502	ARG	C-N	-7.45	1.23	1.33
10	C8	808	PRO	N-CD	-7.45	1.37	1.47
21	H24	153	SER	C-N	-7.45	1.25	1.33
9	K	1110	GLN	C-N	-7.44	1.24	1.34
1	R8	1173	PRO	N-CD	-7.44	1.37	1.47
7	Q16	145	GLY	C-N	-7.44	1.23	1.33
20	E8	252	LYS	C-N	-7.44	1.22	1.33
18	B8	1943	HIS	C-N	-7.44	1.24	1.34
10	C	808	PRO	N-CD	-7.44	1.37	1.47
18	B	1001	THR	C-N	-7.44	1.24	1.33
22	I24	256	LYS	C-N	7.44	1.43	1.33
9	K	1023	LEU	C-N	-7.43	1.24	1.33
10	C16	435	SER	C-N	7.43	1.44	1.33
21	H	153	SER	C-N	-7.43	1.25	1.33

*Continued on next page...*

*Continued from previous page...*

Mol	Chain	Res	Type	Atoms	Z	Observed(Å)	Ideal(Å)
10	C16	356	PHE	C-N	7.43	1.44	1.34
20	E8	92	PRO	C-N	-7.43	1.23	1.33
9	K8	723	ALA	C-N	7.42	1.44	1.33
14	W	604	PRO	C-N	7.42	1.44	1.34
1	R8	1212	SER	C-N	-7.42	1.23	1.33
10	C8	1502	ARG	C-N	-7.42	1.23	1.33
2	M16	634	ARG	C-N	-7.42	1.24	1.33
10	C16	808	PRO	N-CD	-7.42	1.37	1.47
10	C24	592	LEU	C-N	-7.42	1.23	1.33
23	J8	685	GLY	C-N	-7.42	1.23	1.33
23	J24	685	GLY	C-N	-7.42	1.23	1.33
18	B8	820	ARG	C-N	7.41	1.44	1.33
10	C8	1776	SER	C-N	7.41	1.45	1.33
18	B8	1543	HIS	C-N	-7.41	1.24	1.33
22	I16	256	LYS	C-N	7.41	1.43	1.33
18	B8	618	VAL	C-N	-7.41	1.24	1.34
20	E	493	TRP	C-N	-7.41	1.25	1.33
10	C24	1502	ARG	C-N	-7.41	1.23	1.33
13	V	745	LEU	C-N	-7.41	1.24	1.33
18	B	1543	HIS	C-N	-7.41	1.24	1.33
23	J16	685	GLY	C-N	-7.41	1.23	1.33
10	C32	535	MET	C-N	-7.40	1.24	1.33
1	R	1238	GLY	C-N	7.40	1.43	1.33
5	P8	379	GLY	C-N	-7.40	1.23	1.33
10	C	1776	SER	C-N	7.40	1.44	1.33
11	A16	858	ALA	C-N	-7.40	1.23	1.34
1	R	1212	SER	C-N	-7.40	1.23	1.33
3	N	168	VAL	C-N	-7.40	1.23	1.33
9	K	680	CYS	C-N	-7.40	1.23	1.33
10	C16	395	CYS	C-N	-7.40	1.23	1.33
10	C24	356	PHE	C-N	7.40	1.44	1.34
3	N8	168	VAL	C-N	-7.39	1.23	1.33
10	C	395	CYS	C-N	-7.39	1.23	1.33
20	E8	493	TRP	C-N	-7.39	1.25	1.33
11	A32	858	ALA	C-N	-7.39	1.23	1.34
22	I8	256	LYS	C-N	7.39	1.43	1.33
18	B	1943	HIS	C-N	-7.39	1.24	1.34
20	E	428	GLY	C-N	7.39	1.51	1.33
10	C16	687	LYS	C-N	-7.39	1.23	1.34
9	K8	680	CYS	C-N	-7.39	1.23	1.33
10	C32	356	PHE	C-N	7.38	1.44	1.34
10	C32	808	PRO	N-CD	-7.38	1.37	1.47

*Continued on next page...*

*Continued from previous page...*

Mol	Chain	Res	Type	Atoms	Z	Observed(Å)	Ideal(Å)
10	C16	1776	SER	C-N	7.38	1.44	1.33
1	R8	1238	GLY	C-N	7.38	1.43	1.33
9	K8	1180	TRP	C-N	7.38	1.44	1.34
10	C24	1350	ASN	C-N	-7.38	1.24	1.33
5	P16	379	GLY	C-N	-7.38	1.23	1.33
10	C8	687	LYS	C-N	-7.38	1.23	1.34
21	H16	291	VAL	C-N	7.38	1.43	1.33
9	K	727	ASP	C-N	-7.38	1.23	1.33
10	C24	1776	SER	C-N	7.38	1.44	1.33
20	E8	428	GLY	C-N	7.38	1.51	1.33
12	A48	858	ALA	C-N	-7.38	1.23	1.34
18	B	618	VAL	C-N	-7.38	1.24	1.34
1	R16	1426	ALA	C-N	-7.37	1.22	1.33
10	C16	1350	ASN	C-N	-7.37	1.24	1.33
22	I24	368	VAL	C-N	7.37	1.48	1.33
10	C16	535	MET	C-N	-7.37	1.24	1.33
21	H8	153	SER	C-N	-7.37	1.25	1.33
10	C24	808	PRO	N-CD	-7.37	1.37	1.47
22	I	368	VAL	C-N	7.37	1.48	1.33
5	P	243	VAL	C-N	-7.37	1.23	1.33
9	K8	1023	LEU	C-N	-7.37	1.24	1.33
22	I	256	LYS	C-N	7.37	1.43	1.33
2	M	793	VAL	C-N	-7.37	1.24	1.33
9	K	1223	ASP	C-N	7.37	1.44	1.33
13	V	768	GLU	C-N	-7.37	1.24	1.33
20	E	92	PRO	C-N	-7.36	1.24	1.33
10	C	1739	VAL	C-N	-7.36	1.24	1.33
22	I16	368	VAL	C-N	7.36	1.48	1.33
2	M16	665	HIS	C-N	-7.36	1.24	1.33
9	K	1043	THR	C-N	-7.36	1.24	1.34
10	C24	535	MET	C-N	-7.36	1.24	1.33
21	H8	291	VAL	C-N	7.36	1.43	1.33
10	C32	1776	SER	C-N	7.36	1.44	1.33
11	A40	858	ALA	C-N	-7.36	1.23	1.34
10	C	435	SER	C-N	7.36	1.43	1.33
23	J16	631	GLU	C-N	-7.36	1.24	1.33
3	N16	168	VAL	C-N	-7.35	1.23	1.33
12	A	858	ALA	C-N	-7.35	1.23	1.34
10	C8	1739	VAL	C-N	-7.35	1.24	1.33
1	R	1215	ASP	C-N	-7.35	1.24	1.33
1	R8	1426	ALA	C-N	-7.35	1.23	1.33
10	C24	1505	MET	C-N	7.35	1.43	1.34

*Continued on next page...*

*Continued from previous page...*

Mol	Chain	Res	Type	Atoms	Z	Observed(Å)	Ideal(Å)
10	C24	687	LYS	C-N	-7.35	1.23	1.34
10	C	1505	MET	C-N	7.35	1.43	1.34
22	I16	102	PRO	N-CD	-7.35	1.37	1.47
9	K	723	ALA	C-N	7.35	1.44	1.33
22	I	102	PRO	N-CD	-7.35	1.37	1.47
1	R16	1215	ASP	C-N	-7.34	1.24	1.33
5	P	379	GLY	C-N	-7.34	1.24	1.33
18	B	1227	TYR	C-N	7.34	1.44	1.33
22	I8	368	VAL	C-N	7.34	1.48	1.33
18	B	1408	ALA	C-N	-7.34	1.24	1.33
10	C32	1350	ASN	C-N	-7.34	1.24	1.33
10	C	687	LYS	C-N	-7.34	1.23	1.34
19	4	374	GLY	C-N	-7.34	1.24	1.33
10	C24	435	SER	C-N	7.34	1.43	1.33
10	C32	1505	MET	C-N	7.34	1.43	1.34
19	48	233	ASP	C-N	-7.34	1.22	1.33
23	J8	631	GLU	C-N	-7.34	1.24	1.33
11	A24	858	ALA	C-N	-7.33	1.23	1.34
20	E8	442	LYS	C-N	-7.33	1.23	1.33
10	C8	395	CYS	C-N	-7.33	1.24	1.33
10	C8	1350	ASN	C-N	-7.33	1.24	1.33
18	B	1008	ARG	C-N	-7.33	1.24	1.33
3	N16	163	ALA	C-N	-7.33	1.16	1.33
2	M8	793	VAL	C-N	-7.33	1.24	1.33
1	R16	1212	SER	C-N	-7.33	1.23	1.33
5	P8	243	VAL	C-N	-7.33	1.23	1.33
10	C24	395	CYS	C-N	-7.33	1.24	1.33
18	B8	1008	ARG	C-N	-7.33	1.24	1.33
22	I24	102	PRO	N-CD	-7.33	1.37	1.47
1	R	1426	ALA	C-N	-7.32	1.23	1.33
3	N	246	GLU	C-N	-7.32	1.21	1.33
3	N8	163	ALA	C-N	-7.32	1.16	1.33
9	K	1180	TRP	C-N	7.32	1.44	1.34
5	P16	243	VAL	C-N	-7.32	1.23	1.33
19	48	142	ASP	C-N	-7.32	1.23	1.33
21	H24	291	VAL	C-N	7.32	1.43	1.33
10	C32	1666	LYS	C-N	7.32	1.44	1.33
10	C8	1505	MET	C-N	7.31	1.43	1.34
2	M8	455	GLU	C-N	-7.30	1.24	1.33
2	M8	665	HIS	C-N	-7.30	1.24	1.33
21	H	291	VAL	C-N	7.30	1.43	1.33
3	N	163	ALA	C-N	-7.30	1.16	1.33

*Continued on next page...*

*Continued from previous page...*

Mol	Chain	Res	Type	Atoms	Z	Observed(Å)	Ideal(Å)
9	K8	849	LEU	C-N	-7.30	1.23	1.34
18	B	1061	ALA	C-N	7.30	1.44	1.33
10	C16	1666	LYS	C-N	7.30	1.44	1.33
10	C24	1141	ASP	C-N	-7.30	1.23	1.33
2	M16	455	GLU	C-N	-7.30	1.24	1.33
10	C	1141	ASP	C-N	-7.30	1.23	1.33
10	C	1350	ASN	C-N	-7.30	1.24	1.33
18	B8	35	PRO	N-CD	-7.30	1.37	1.47
1	R16	1464	CYS	C-N	7.29	1.44	1.34
18	B8	1227	TYR	C-N	7.29	1.44	1.33
1	R	1464	CYS	C-N	7.29	1.44	1.34
9	K	818	MET	C-N	-7.29	1.23	1.33
18	B	35	PRO	N-CD	-7.29	1.37	1.47
18	B8	1061	ALA	C-N	7.29	1.44	1.33
3	N8	46	SER	C-N	7.29	1.43	1.33
5	P	289	PRO	N-CD	-7.29	1.37	1.47
10	C24	1666	LYS	C-N	7.29	1.43	1.33
22	I8	102	PRO	N-CD	-7.29	1.37	1.47
10	C32	344	ASP	C-N	-7.29	1.24	1.33
3	N	46	SER	C-N	7.28	1.43	1.33
10	C	1666	LYS	C-N	7.28	1.43	1.33
1	R8	1464	CYS	C-N	7.28	1.44	1.34
10	C16	1505	MET	C-N	7.28	1.43	1.34
18	B	820	ARG	C-N	7.28	1.44	1.33
2	M	665	HIS	C-N	-7.28	1.24	1.33
9	K8	1162	ASN	C-N	-7.28	1.23	1.33
18	B	1803	THR	C-N	7.28	1.43	1.33
10	C32	395	CYS	C-N	-7.28	1.24	1.33
10	C32	687	LYS	C-N	-7.28	1.24	1.34
19	4	233	ASP	C-N	-7.28	1.23	1.33
19	48	374	GLY	C-N	-7.28	1.24	1.33
3	N8	246	GLU	C-N	-7.27	1.21	1.33
9	K	1047	SER	C-N	7.27	1.43	1.33
9	K	1162	ASN	C-N	-7.27	1.23	1.33
10	C8	1141	ASP	C-N	-7.27	1.23	1.33
20	E	442	LYS	C-N	-7.27	1.23	1.33
23	J24	631	GLU	C-N	-7.27	1.24	1.33
19	4	142	ASP	C-N	-7.27	1.23	1.33
3	N16	246	GLU	C-N	-7.26	1.21	1.33
9	K	849	LEU	C-N	-7.26	1.24	1.34
18	B8	1803	THR	C-N	7.26	1.43	1.33
10	C32	1141	ASP	C-N	-7.26	1.23	1.33

*Continued on next page...*

*Continued from previous page...*

Mol	Chain	Res	Type	Atoms	Z	Observed(Å)	Ideal(Å)
2	M	455	GLU	C-N	-7.25	1.24	1.33
2	M16	793	VAL	C-N	-7.25	1.24	1.33
9	K8	727	ASP	C-N	-7.25	1.23	1.33
9	K	777	GLN	C-N	-7.25	1.24	1.34
10	C16	1739	VAL	C-N	-7.25	1.24	1.33
7	Q16	322	GLU	C-N	-7.25	1.24	1.33
10	C32	1739	VAL	C-N	-7.25	1.24	1.33
12	A48	605	SER	C-N	-7.25	1.23	1.33
9	K8	777	GLN	C-N	-7.25	1.24	1.34
9	K8	818	MET	C-N	-7.24	1.23	1.33
23	J32	631	GLU	C-N	-7.24	1.24	1.33
9	K8	1047	SER	C-N	7.24	1.43	1.33
3	N16	46	SER	C-N	7.24	1.43	1.33
7	Q	254	ALA	C-N	-7.24	1.24	1.33
9	K	762	SER	C-N	-7.24	1.24	1.33
10	C16	1141	ASP	C-N	-7.24	1.23	1.33
11	A24	321	ILE	C-N	-7.24	1.23	1.33
7	Q	227	SER	C-N	-7.24	1.24	1.33
5	P16	532	SER	C-N	-7.24	1.24	1.33
10	C	344	ASP	C-N	-7.24	1.24	1.33
21	H	329	LYS	C-N	-7.23	1.24	1.33
10	C24	714	GLY	C-N	7.23	1.43	1.33
10	C32	715	PHE	C-N	7.23	1.43	1.33
9	K8	731	CYS	C-N	7.23	1.43	1.33
10	C24	344	ASP	C-N	-7.23	1.24	1.33
18	B8	1408	ALA	C-N	-7.23	1.24	1.33
18	B	1780	LEU	C-N	-7.23	1.24	1.33
18	B	976	SER	C-N	7.23	1.42	1.33
11	A40	605	SER	C-N	-7.22	1.23	1.33
10	C8	535	MET	C-N	-7.22	1.24	1.33
21	H24	164	ALA	C-N	-7.22	1.22	1.33
9	K	731	CYS	C-N	7.22	1.43	1.33
12	A	605	SER	C-N	-7.22	1.23	1.33
10	C	535	MET	C-N	-7.22	1.24	1.33
18	B8	976	SER	C-N	7.22	1.42	1.33
5	P16	289	PRO	N-CD	-7.22	1.37	1.47
6	O16	149	LEU	C-N	-7.22	1.23	1.33
18	B8	243	GLY	C-N	-7.22	1.24	1.33
21	H24	329	LYS	C-N	-7.22	1.24	1.33
10	C	1348	LEU	C-N	7.22	1.43	1.34
10	C32	1348	LEU	C-N	7.21	1.43	1.34
7	Q	322	GLU	C-N	-7.21	1.24	1.33

*Continued on next page...*

*Continued from previous page...*

Mol	Chain	Res	Type	Atoms	Z	Observed(Å)	Ideal(Å)
10	C16	627	VAL	C-N	7.21	1.44	1.33
7	Q8	322	GLU	C-N	-7.21	1.24	1.33
10	C16	715	PHE	C-N	7.21	1.43	1.33
5	P16	599	ASP	C-N	-7.21	1.24	1.33
9	K	1106	LEU	C-N	-7.20	1.24	1.33
10	C24	1591	LYS	C-N	7.20	1.41	1.33
5	P8	289	PRO	N-CD	-7.20	1.37	1.47
10	C	606	MET	C-N	-7.20	1.24	1.33
5	P8	599	ASP	C-N	-7.20	1.24	1.33
9	K8	812	TYR	C-N	-7.20	1.24	1.33
9	K8	957	ILE	C-N	-7.20	1.24	1.33
9	K	810	LEU	C-N	-7.20	1.24	1.33
21	H16	329	LYS	C-N	-7.20	1.24	1.33
6	O	149	LEU	C-N	-7.20	1.24	1.33
10	C32	606	MET	C-N	-7.20	1.24	1.33
7	Q8	254	ALA	C-N	-7.19	1.24	1.33
5	P8	532	SER	C-N	-7.19	1.24	1.33
6	O8	203	ILE	C-N	-7.19	1.24	1.33
10	C16	1348	LEU	C-N	7.19	1.43	1.34
11	A24	605	SER	C-N	-7.19	1.23	1.33
21	H16	164	ALA	C-N	-7.19	1.22	1.33
2	M16	465	GLY	C-N	7.19	1.43	1.33
10	C24	606	MET	C-N	-7.19	1.24	1.33
18	B	243	GLY	C-N	-7.19	1.24	1.33
11	A32	605	SER	C-N	-7.18	1.23	1.33
21	H	156	GLU	C-N	-7.18	1.24	1.33
5	P	532	SER	C-N	-7.18	1.24	1.33
10	C	1591	LYS	C-N	7.18	1.41	1.33
11	A16	605	SER	C-N	-7.18	1.23	1.33
2	M	465	GLY	C-N	7.18	1.43	1.33
9	K	812	TYR	C-N	-7.18	1.24	1.33
9	K	1245	GLU	C-N	-7.18	1.24	1.34
10	C24	650	ARG	C-N	7.18	1.43	1.33
10	C16	1782	SER	C-N	-7.17	1.25	1.33
19	4	308	GLU	C-N	-7.17	1.24	1.33
7	Q16	227	SER	C-N	-7.17	1.24	1.33
9	K8	762	SER	C-N	-7.17	1.24	1.33
22	I24	114	PRO	N-CD	-7.17	1.37	1.47
5	P8	288	ARG	C-N	-7.17	1.25	1.34
7	Q16	86	ALA	C-N	-7.17	1.24	1.32
10	C16	1591	LYS	C-N	7.17	1.41	1.33
20	E8	226	CYS	C-N	-7.17	1.24	1.33

*Continued on next page...*



*Continued from previous page...*

Mol	Chain	Res	Type	Atoms	Z	Observed(Å)	Ideal(Å)
10	C32	714	GLY	C-N	7.17	1.43	1.33
10	C32	1591	LYS	C-N	7.17	1.41	1.33
10	C16	606	MET	C-N	-7.17	1.24	1.33
10	C8	606	MET	C-N	-7.17	1.24	1.33
10	C32	1782	SER	C-N	-7.17	1.25	1.33
9	K	957	ILE	C-N	-7.16	1.24	1.33
21	H8	164	ALA	C-N	-7.16	1.23	1.33
21	H8	329	LYS	C-N	-7.16	1.25	1.33
11	A32	321	ILE	C-N	-7.16	1.23	1.33
21	H	241	GLU	C-N	-7.16	1.24	1.33
5	P16	288	ARG	C-N	-7.16	1.25	1.34
10	C16	1801	SER	C-N	7.16	1.43	1.34
10	C24	1739	VAL	C-N	-7.16	1.24	1.33
11	A40	321	ILE	C-N	-7.16	1.23	1.33
20	E	226	CYS	C-N	-7.16	1.24	1.33
10	C24	553	LEU	C-N	-7.15	1.24	1.33
10	C	715	PHE	C-N	7.15	1.43	1.33
10	C24	627	VAL	C-N	7.15	1.44	1.33
7	Q8	227	SER	C-N	-7.15	1.24	1.33
10	C8	1348	LEU	C-N	7.15	1.43	1.34
6	O	203	ILE	C-N	-7.15	1.24	1.33
18	B8	1213	PRO	N-CD	-7.15	1.37	1.47
22	I16	114	PRO	N-CD	-7.15	1.37	1.47
18	B	588	PHE	C-N	7.15	1.43	1.33
10	C24	715	PHE	C-N	7.14	1.43	1.33
1	R16	1397	PHE	C-N	-7.14	1.24	1.33
10	C16	714	GLY	C-N	7.14	1.43	1.33
10	C24	1801	SER	C-N	7.14	1.43	1.34
20	E	256	ALA	C-N	-7.14	1.24	1.34
21	H16	241	GLU	C-N	-7.14	1.24	1.33
10	C32	627	VAL	C-N	7.14	1.44	1.33
2	M8	465	GLY	C-N	7.14	1.43	1.33
9	K8	1106	LEU	C-N	-7.14	1.24	1.34
10	C16	344	ASP	C-N	-7.14	1.24	1.33
11	A16	321	ILE	C-N	-7.14	1.23	1.33
18	B	1896	CYS	C-N	-7.14	1.24	1.33
20	E	348	PRO	C-N	-7.14	1.24	1.34
21	H8	156	GLU	C-N	-7.14	1.24	1.33
18	B8	1896	CYS	C-N	-7.13	1.24	1.33
21	H24	156	GLU	C-N	-7.13	1.24	1.33
11	A16	323	LEU	C-N	-7.13	1.24	1.34
21	H	164	ALA	C-N	-7.13	1.23	1.33

*Continued on next page...*

*Continued from previous page...*

Mol	Chain	Res	Type	Atoms	Z	Observed(Å)	Ideal(Å)
1	R	1397	PHE	C-N	-7.13	1.24	1.33
18	B8	1780	LEU	C-N	-7.13	1.24	1.33
12	A48	321	ILE	C-N	-7.13	1.23	1.33
18	B	1683	THR	C-N	7.13	1.43	1.33
19	4	13	CYS	C-N	-7.13	1.24	1.33
21	H16	156	GLU	C-N	-7.13	1.24	1.33
5	P	288	ARG	C-N	-7.12	1.25	1.34
9	K8	903	ARG	C-N	-7.12	1.24	1.33
10	C24	402	ALA	C-N	-7.12	1.24	1.33
10	C24	453	LEU	C-N	7.12	1.43	1.33
5	P	599	ASP	C-N	-7.12	1.24	1.33
10	C8	1591	LYS	C-N	7.12	1.41	1.33
18	B	1213	PRO	N-CD	-7.12	1.37	1.47
19	4	8	GLY	C-N	-7.12	1.23	1.33
9	K	766	GLU	C-N	-7.11	1.24	1.33
20	E8	348	PRO	C-N	-7.11	1.24	1.34
7	Q16	254	ALA	C-N	-7.11	1.24	1.33
10	C	1801	SER	C-N	7.11	1.43	1.34
10	C16	453	LEU	C-N	7.11	1.43	1.33
18	B	1751	CYS	C-N	-7.11	1.25	1.33
20	E8	256	ALA	C-N	-7.11	1.24	1.34
9	K8	1173	ASN	C-N	-7.10	1.24	1.34
10	C24	1348	LEU	C-N	7.10	1.43	1.34
10	C8	714	GLY	C-N	7.10	1.43	1.33
19	48	308	GLU	C-N	-7.10	1.24	1.33
10	C	714	GLY	C-N	7.10	1.43	1.33
10	C8	453	LEU	C-N	7.10	1.43	1.33
6	O8	149	LEU	C-N	-7.10	1.24	1.33
9	K8	810	LEU	C-N	-7.10	1.24	1.33
10	C	627	VAL	C-N	7.10	1.43	1.33
10	C8	402	ALA	C-N	-7.10	1.24	1.33
10	C32	711	ASP	C-N	7.10	1.44	1.33
1	R8	1397	PHE	C-N	-7.10	1.24	1.33
9	K8	766	GLU	C-N	-7.10	1.24	1.33
9	K8	1245	GLU	C-N	-7.10	1.24	1.34
18	B8	1683	THR	C-N	7.09	1.43	1.33
19	48	8	GLY	C-N	-7.09	1.23	1.33
6	O16	203	ILE	C-N	-7.09	1.24	1.33
6	O8	94	GLY	C-N	-7.09	1.23	1.33
22	I8	114	PRO	N-CD	-7.09	1.37	1.47
10	C	1782	SER	C-N	-7.09	1.25	1.33
21	H24	241	GLU	C-N	-7.09	1.24	1.33

*Continued on next page...*

*Continued from previous page...*

Mol	Chain	Res	Type	Atoms	Z	Observed(Å)	Ideal(Å)
12	A	323	LEU	C-N	-7.08	1.24	1.34
22	I	114	PRO	N-CD	-7.08	1.37	1.47
10	C8	1801	SER	C-N	7.08	1.43	1.34
18	B	1924	GLY	C-N	-7.08	1.23	1.33
2	M16	800	GLU	C-N	-7.08	1.24	1.33
10	C32	402	ALA	C-N	-7.08	1.24	1.33
12	A	321	ILE	C-N	-7.08	1.23	1.33
10	C	402	ALA	C-N	-7.08	1.24	1.33
18	B	535	ARG	C-N	7.08	1.41	1.33
6	O16	94	GLY	C-N	-7.07	1.23	1.33
10	C8	553	LEU	C-N	-7.07	1.25	1.33
12	A48	323	LEU	C-N	-7.07	1.24	1.34
9	K	1173	ASN	C-N	-7.07	1.24	1.34
10	C8	344	ASP	C-N	-7.07	1.24	1.33
18	B8	88	LEU	C-N	-7.07	1.24	1.33
1	R16	1220	GLN	C-N	-7.07	1.25	1.33
22	I8	198	SER	C-N	-7.07	1.24	1.33
15	J	618	GLN	C-N	-7.06	1.24	1.33
18	B8	1924	GLY	C-N	-7.06	1.23	1.33
22	I8	95	LEU	C-N	-7.06	1.22	1.33
10	C24	732	THR	C-N	7.06	1.43	1.33
10	C	453	LEU	C-N	7.06	1.43	1.33
10	C	711	ASP	C-N	7.06	1.44	1.33
6	O	318	GLN	C-N	-7.06	1.24	1.33
10	C8	1067	SER	C-N	7.06	1.44	1.33
22	I	198	SER	C-N	-7.06	1.24	1.33
21	H8	241	GLU	C-N	-7.06	1.24	1.33
10	C16	650	ARG	C-N	7.05	1.43	1.33
10	C24	711	ASP	C-N	7.05	1.44	1.33
18	B8	1889	PRO	N-CD	-7.05	1.37	1.47
7	Q	86	ALA	C-N	-7.05	1.24	1.32
10	C24	1782	SER	C-N	-7.05	1.25	1.33
10	C8	1782	SER	C-N	-7.05	1.25	1.33
18	B	1889	PRO	N-CD	-7.05	1.37	1.47
18	B8	479	PRO	N-CD	7.05	1.57	1.47
10	C16	402	ALA	C-N	-7.05	1.24	1.33
10	C16	711	ASP	C-N	7.05	1.44	1.33
11	A32	323	LEU	C-N	-7.05	1.24	1.34
19	48	13	CYS	C-N	-7.05	1.24	1.33
19	4	27	ASP	C-N	-7.05	1.25	1.33
9	K	903	ARG	C-N	-7.04	1.25	1.33
2	M16	260	GLU	C-N	-7.04	1.24	1.33

*Continued on next page...*

*Continued from previous page...*

Mol	Chain	Res	Type	Atoms	Z	Observed(Å)	Ideal(Å)
10	C	650	ARG	C-N	7.04	1.43	1.33
19	48	27	ASP	C-N	-7.04	1.25	1.33
14	W	773	GLN	C-N	-7.04	1.23	1.33
10	C16	767	GLU	C-N	-7.04	1.24	1.34
2	M8	800	GLU	C-N	-7.04	1.24	1.33
18	B8	1751	CYS	C-N	-7.03	1.25	1.33
2	M	674	TYR	C-N	7.03	1.43	1.33
20	E	443	ASP	C-N	-7.03	1.24	1.33
18	B8	521	PRO	C-N	-7.03	1.22	1.33
7	Q8	86	ALA	C-N	-7.03	1.24	1.32
10	C24	997	ILE	C-N	-7.03	1.23	1.33
11	A40	323	LEU	C-N	-7.03	1.24	1.34
10	C8	711	ASP	C-N	7.03	1.44	1.33
18	B	1857	PRO	N-CD	-7.03	1.38	1.47
18	B8	247	GLY	C-N	7.03	1.43	1.34
2	M8	260	GLU	C-N	-7.03	1.24	1.33
10	C8	650	ARG	C-N	7.03	1.43	1.33
18	B	88	LEU	C-N	-7.03	1.24	1.33
18	B	1596	GLY	C-N	7.03	1.43	1.33
18	B8	535	ARG	C-N	7.03	1.41	1.33
22	I16	95	LEU	C-N	-7.03	1.23	1.33
10	C32	453	LEU	C-N	7.03	1.43	1.33
10	C32	1801	SER	C-N	7.03	1.43	1.34
6	O16	318	GLN	C-N	-7.02	1.24	1.33
10	C16	553	LEU	C-N	-7.02	1.25	1.33
10	C32	650	ARG	C-N	7.02	1.43	1.33
20	E	165	ARG	C-N	-7.02	1.27	1.33
22	I24	198	SER	C-N	-7.02	1.24	1.33
10	C16	732	THR	C-N	7.02	1.43	1.33
9	K8	1284	MET	C-N	7.01	1.43	1.33
10	C	997	ILE	C-N	-7.01	1.23	1.33
22	I24	107	THR	C-N	7.01	1.43	1.33
2	M8	674	TYR	C-N	7.01	1.43	1.33
10	C	553	LEU	C-N	-7.00	1.25	1.33
10	C32	1067	SER	C-N	7.00	1.44	1.33
9	K	939	ARG	C-N	-7.00	1.24	1.33
11	A24	323	LEU	C-N	-7.00	1.24	1.34
22	I	107	THR	C-N	7.00	1.43	1.33
23	J32	623	GLU	C-N	-7.00	1.24	1.33
10	C	325	MET	C-N	-7.00	1.23	1.33
14	W	659	ARG	C-N	-7.00	1.24	1.33
10	C	732	THR	C-N	7.00	1.43	1.33

*Continued on next page...*

*Continued from previous page...*

Mol	Chain	Res	Type	Atoms	Z	Observed(Å)	Ideal(Å)
18	B	247	GLY	C-N	7.00	1.43	1.34
18	B	818	SER	C-N	7.00	1.43	1.33
10	C32	1276	SER	C-N	7.00	1.45	1.33
11	A24	856	LYS	C-N	-6.99	1.25	1.33
1	R8	1384	LEU	C-N	-6.99	1.23	1.33
6	O8	318	GLN	C-N	-6.99	1.24	1.33
10	C16	581	TYR	C-N	-6.99	1.24	1.33
20	E8	443	ASP	C-N	-6.99	1.24	1.33
10	C32	553	LEU	C-N	-6.99	1.25	1.33
22	I	95	LEU	C-N	-6.99	1.23	1.33
3	N8	42	ASN	C-N	6.99	1.43	1.33
6	O	94	GLY	C-N	-6.99	1.23	1.33
10	C16	1545	ARG	C-N	6.99	1.43	1.33
10	C24	1067	SER	C-N	6.99	1.44	1.33
2	M	260	GLU	C-N	-6.99	1.24	1.33
19	48	268	TYR	C-N	-6.99	1.24	1.33
2	M16	501	ARG	C-N	6.98	1.43	1.33
10	C32	581	TYR	C-N	-6.98	1.24	1.33
14	W	787	MET	C-N	-6.98	1.24	1.33
22	I16	198	SER	C-N	-6.98	1.24	1.33
1	R	1384	LEU	C-N	-6.98	1.23	1.33
10	C16	997	ILE	C-N	-6.98	1.23	1.33
10	C16	1067	SER	C-N	6.98	1.44	1.33
10	C	81	LEU	C-N	-6.98	1.24	1.33
10	C8	732	THR	C-N	6.98	1.43	1.33
22	I16	107	THR	C-N	6.98	1.42	1.33
9	K	1267	LEU	C-N	-6.98	1.25	1.33
13	V	924	LYS	C-N	-6.98	1.23	1.33
10	C8	1559	HIS	C-N	-6.98	1.24	1.33
18	B	521	PRO	C-N	-6.98	1.22	1.33
2	M16	408	GLU	C-N	-6.98	1.24	1.33
14	W	708	PRO	C-N	-6.98	1.24	1.33
18	B	479	PRO	N-CD	6.98	1.57	1.47
18	B8	1857	PRO	N-CD	-6.98	1.38	1.47
20	E8	165	ARG	C-N	-6.97	1.27	1.33
9	K8	1261	MET	C-N	-6.97	1.24	1.33
18	B8	730	GLU	C-N	-6.97	1.23	1.33
21	H16	335	LEU	C-N	6.97	1.42	1.33
1	R16	1384	LEU	C-N	-6.97	1.23	1.33
3	N16	42	ASN	C-N	6.96	1.43	1.33
9	K8	939	ARG	C-N	-6.96	1.24	1.33
9	K8	1033	GLN	C-N	-6.96	1.24	1.34

*Continued on next page...*

*Continued from previous page...*

Mol	Chain	Res	Type	Atoms	Z	Observed(Å)	Ideal(Å)
10	C24	325	MET	C-N	-6.96	1.23	1.33
3	N	42	ASN	C-N	6.96	1.43	1.33
2	M16	674	TYR	C-N	6.96	1.43	1.33
10	C24	1276	SER	C-N	6.96	1.45	1.33
14	W	652	ILE	C-N	-6.96	1.25	1.33
10	C	1067	SER	C-N	6.96	1.44	1.33
10	C	1808	ALA	C-N	6.96	1.43	1.33
10	C8	997	ILE	C-N	-6.96	1.23	1.33
22	I8	257	LYS	C-N	6.96	1.47	1.34
10	C32	81	LEU	C-N	-6.96	1.24	1.33
22	I24	95	LEU	C-N	-6.96	1.23	1.33
10	C24	1545	ARG	C-N	6.96	1.43	1.33
19	4	268	TYR	C-N	-6.96	1.24	1.33
10	C32	325	MET	C-N	-6.96	1.23	1.33
1	R8	1227	THR	C-N	-6.95	1.24	1.33
10	C8	1203	MET	C-N	6.95	1.43	1.33
10	C32	1006	SER	C-N	-6.95	1.22	1.33
10	C16	1099	PRO	N-CD	-6.95	1.38	1.47
10	C16	1006	SER	C-N	-6.95	1.22	1.33
10	C24	581	TYR	C-N	-6.95	1.24	1.33
10	C16	325	MET	C-N	-6.95	1.23	1.33
12	A	856	LYS	C-N	-6.95	1.25	1.33
18	B8	1283	VAL	C-N	6.95	1.42	1.33
12	A48	856	LYS	C-N	-6.95	1.25	1.33
10	C8	977	PRO	C-N	-6.94	1.24	1.33
18	B	1623	GLY	C-N	6.94	1.43	1.34
20	E	83	VAL	C-N	-6.94	1.25	1.33
22	I16	325	ILE	C-N	-6.94	1.24	1.33
10	C8	1006	SER	C-N	-6.94	1.22	1.33
2	M8	408	GLU	C-N	-6.94	1.24	1.33
21	H24	283	LYS	C-N	-6.94	1.24	1.33
10	C16	1808	ALA	C-N	6.94	1.43	1.33
11	A40	856	LYS	C-N	-6.94	1.25	1.33
13	V	791	GLN	C-N	-6.94	1.24	1.34
2	M8	501	ARG	C-N	6.94	1.43	1.33
20	E8	83	VAL	C-N	-6.94	1.25	1.33
2	M	800	GLU	C-N	-6.93	1.24	1.33
9	K	1284	MET	C-N	6.93	1.43	1.33
18	B8	818	SER	C-N	6.93	1.43	1.33
22	I8	107	THR	C-N	6.93	1.42	1.33
22	I16	332	MET	C-N	-6.93	1.24	1.33
13	V	910	GLU	C-N	-6.93	1.24	1.33

*Continued on next page...*

*Continued from previous page...*

Mol	Chain	Res	Type	Atoms	Z	Observed(Å)	Ideal(Å)
10	C	1276	SER	C-N	6.93	1.45	1.33
18	B	9	SER	C-N	-6.93	1.23	1.33
18	B	730	GLU	C-N	-6.93	1.23	1.33
21	H8	335	LEU	C-N	6.93	1.42	1.33
10	C32	732	THR	C-N	6.93	1.43	1.33
10	C8	1808	ALA	C-N	6.93	1.43	1.33
18	B8	1596	GLY	C-N	6.93	1.43	1.33
1	R	1220	GLN	C-N	-6.93	1.25	1.33
9	K	1261	MET	C-N	-6.93	1.24	1.33
10	C8	325	MET	C-N	-6.93	1.23	1.33
18	B	1786	PRO	C-N	-6.93	1.24	1.33
10	C32	1559	HIS	C-N	-6.93	1.24	1.33
10	C24	1559	HIS	C-N	-6.92	1.24	1.33
10	C32	1099	PRO	N-CD	-6.92	1.38	1.47
1	R16	1227	THR	C-N	-6.92	1.24	1.33
10	C16	1297	HIS	C-N	-6.92	1.24	1.33
18	B8	1786	PRO	C-N	-6.92	1.24	1.33
10	C16	81	LEU	C-N	-6.92	1.24	1.33
23	J24	623	GLU	C-N	-6.92	1.24	1.33
22	I16	257	LYS	C-N	6.92	1.47	1.34
23	J16	623	GLU	C-N	-6.92	1.24	1.33
21	H8	326	GLY	C-N	-6.92	1.24	1.33
9	K8	583	GLU	C-N	-6.91	1.24	1.34
21	H24	335	LEU	C-N	6.91	1.42	1.33
7	Q	256	ASP	C-N	-6.91	1.24	1.33
9	K	583	GLU	C-N	-6.91	1.24	1.34
14	W	623	TYR	C-N	-6.91	1.25	1.33
18	B8	9	SER	C-N	-6.91	1.23	1.33
21	H16	326	GLY	C-N	-6.91	1.24	1.33
10	C32	767	GLU	C-N	-6.91	1.24	1.34
10	C32	997	ILE	C-N	-6.91	1.23	1.33
2	M	353	ILE	C-N	-6.91	1.24	1.33
10	C	1006	SER	C-N	-6.91	1.22	1.33
18	B	1283	VAL	C-N	6.91	1.42	1.33
23	J8	623	GLU	C-N	-6.91	1.24	1.33
9	K8	1267	LEU	C-N	-6.91	1.25	1.33
14	W	634	TYR	C-N	-6.91	1.24	1.33
10	C	767	GLU	C-N	-6.91	1.24	1.34
10	C16	1276	SER	C-N	6.91	1.45	1.33
2	M8	353	ILE	C-N	-6.90	1.24	1.33
10	C16	1559	HIS	C-N	-6.90	1.24	1.33
10	C	603	PHE	C-N	-6.90	1.25	1.33

*Continued on next page...*

*Continued from previous page...*

Mol	Chain	Res	Type	Atoms	Z	Observed(Å)	Ideal(Å)
21	H8	283	LYS	C-N	-6.90	1.24	1.33
10	C32	1545	ARG	C-N	6.90	1.43	1.33
10	C32	1808	ALA	C-N	6.90	1.43	1.33
1	R8	1220	GLN	C-N	-6.90	1.25	1.33
9	K8	732	ALA	C-N	-6.90	1.24	1.33
18	B8	1441	LEU	C-N	6.90	1.42	1.33
5	P16	81	GLY	C-N	6.90	1.44	1.33
10	C24	1006	SER	C-N	-6.90	1.22	1.33
10	C24	81	LEU	C-N	-6.90	1.24	1.33
22	I24	257	LYS	C-N	6.90	1.47	1.34
21	H16	313	ALA	C-N	-6.90	1.23	1.33
10	C	1297	HIS	C-N	-6.90	1.24	1.33
21	H	326	GLY	C-N	-6.90	1.24	1.33
21	H16	347	GLU	C-N	-6.90	1.24	1.33
10	C	1803	THR	C-N	-6.89	1.25	1.33
10	C32	1069	TYR	C-N	6.89	1.41	1.33
6	O16	196	PRO	C-N	-6.89	1.24	1.33
10	C	977	PRO	C-N	-6.89	1.24	1.33
11	A16	856	LYS	C-N	-6.89	1.25	1.33
22	I24	332	MET	C-N	-6.89	1.25	1.33
20	E	339	LYS	C-N	-6.89	1.23	1.33
22	I	204	PRO	C-N	-6.89	1.23	1.33
10	C8	1276	SER	C-N	6.89	1.45	1.33
21	H8	347	GLU	C-N	-6.89	1.24	1.33
22	I8	204	PRO	C-N	-6.89	1.23	1.33
6	O	196	PRO	C-N	-6.88	1.24	1.33
10	C24	1808	ALA	C-N	6.88	1.43	1.33
10	C32	603	PHE	C-N	-6.88	1.25	1.33
10	C32	977	PRO	C-N	-6.88	1.24	1.33
10	C32	1280	VAL	C-N	-6.88	1.23	1.33
7	Q8	216	GLN	C-N	-6.88	1.23	1.33
10	C	1420	LEU	C-N	6.88	1.43	1.33
18	B8	275	LEU	C-N	-6.88	1.25	1.33
22	I	257	LYS	C-N	6.88	1.47	1.34
10	C32	1203	MET	C-N	6.88	1.43	1.33
10	C	1099	PRO	N-CD	-6.88	1.38	1.47
21	H16	316	ILE	C-N	-6.88	1.24	1.33
11	A40	391	GLU	C-N	-6.88	1.25	1.33
10	C8	1069	TYR	C-N	6.88	1.41	1.33
22	I	332	MET	C-N	-6.88	1.25	1.33
22	I8	325	ILE	C-N	-6.88	1.25	1.33
10	C16	603	PHE	C-N	-6.88	1.25	1.33

*Continued on next page...*



*Continued from previous page...*

Mol	Chain	Res	Type	Atoms	Z	Observed(Å)	Ideal(Å)
10	C24	1297	HIS	C-N	-6.88	1.24	1.33
20	E8	483	SER	C-N	-6.88	1.24	1.33
1	R	1231	MET	C-N	-6.88	1.24	1.33
10	C8	1297	HIS	C-N	-6.88	1.24	1.33
7	Q8	256	ASP	C-N	-6.87	1.24	1.33
10	C32	1318	ARG	C-N	-6.87	1.24	1.33
10	C	1559	HIS	C-N	-6.87	1.25	1.33
18	B8	1623	GLY	C-N	6.87	1.43	1.34
21	H	335	LEU	C-N	6.87	1.42	1.33
10	C32	1297	HIS	C-N	-6.87	1.24	1.33
10	C	1203	MET	C-N	6.87	1.43	1.33
21	H	347	GLU	C-N	-6.87	1.24	1.33
2	M	501	ARG	C-N	6.87	1.43	1.33
2	M16	353	ILE	C-N	-6.87	1.24	1.33
10	C8	1545	ARG	C-N	6.87	1.43	1.33
7	Q16	256	ASP	C-N	-6.87	1.24	1.33
22	I24	325	ILE	C-N	-6.87	1.25	1.33
10	C24	1099	PRO	N-CD	-6.86	1.38	1.47
10	C	581	TYR	C-N	-6.86	1.24	1.33
10	C8	1099	PRO	N-CD	-6.86	1.38	1.47
18	B	1043	PRO	N-CD	-6.86	1.38	1.47
10	C24	1280	VAL	C-N	-6.86	1.23	1.33
10	C	1280	VAL	C-N	-6.86	1.23	1.33
20	E	483	SER	C-N	-6.86	1.24	1.33
9	K8	877	GLU	C-N	-6.86	1.25	1.33
18	B	1441	LEU	C-N	6.86	1.42	1.33
21	H24	347	GLU	C-N	-6.86	1.24	1.33
1	R	1227	THR	C-N	-6.85	1.25	1.33
10	C8	81	LEU	C-N	-6.85	1.24	1.33
22	I16	204	PRO	C-N	-6.85	1.23	1.33
10	C8	1280	VAL	C-N	-6.85	1.23	1.33
18	B8	1043	PRO	N-CD	-6.85	1.38	1.47
9	K	1033	GLN	C-N	-6.85	1.24	1.34
10	C16	1069	TYR	C-N	6.85	1.41	1.33
2	M	408	GLU	C-N	-6.85	1.24	1.33
6	O8	196	PRO	C-N	-6.84	1.24	1.33
21	H24	326	GLY	C-N	-6.84	1.24	1.33
10	C8	767	GLU	C-N	-6.84	1.24	1.34
1	R8	1231	MET	C-N	-6.84	1.24	1.33
1	R16	1231	MET	C-N	-6.84	1.24	1.33
12	A48	391	GLU	C-N	-6.84	1.25	1.33
1	R	1445	GLU	C-N	-6.84	1.24	1.33

*Continued on next page...*

*Continued from previous page...*

Mol	Chain	Res	Type	Atoms	Z	Observed(Å)	Ideal(Å)
22	I	325	ILE	C-N	-6.84	1.25	1.33
13	V	851	THR	C-N	-6.84	1.25	1.33
21	H8	313	ALA	C-N	-6.84	1.23	1.33
21	H8	316	ILE	C-N	-6.84	1.24	1.33
21	H16	217	ARG	C-N	-6.83	1.25	1.33
10	C24	1176	VAL	C-N	-6.83	1.25	1.33
18	B	1900	ILE	C-N	-6.83	1.24	1.33
10	C24	125	THR	C-N	6.83	1.42	1.33
11	A32	153	ARG	C-N	-6.83	1.26	1.33
10	C32	1803	THR	C-N	-6.83	1.25	1.33
1	R16	1423	SER	C-N	-6.83	1.24	1.33
11	A24	391	GLU	C-N	-6.83	1.25	1.33
14	W	609	THR	C-N	-6.83	1.25	1.33
10	C8	603	PHE	C-N	-6.83	1.25	1.33
5	P	391	LYS	C-N	6.83	1.49	1.33
7	Q	216	GLN	C-N	-6.83	1.23	1.33
9	K	1061	GLY	C-N	6.83	1.49	1.33
5	P16	391	LYS	C-N	6.83	1.49	1.33
11	A16	391	GLU	C-N	-6.83	1.25	1.33
19	4	235	SER	C-N	-6.82	1.24	1.33
19	48	235	SER	C-N	-6.82	1.24	1.33
22	I8	332	MET	C-N	-6.82	1.25	1.33
22	I24	204	PRO	C-N	-6.82	1.23	1.33
15	J	622	GLU	C-N	-6.82	1.24	1.33
23	J8	723	GLN	C-N	6.82	1.39	1.33
2	M	386	ASN	C-N	6.82	1.43	1.33
5	P8	81	GLY	C-N	6.82	1.44	1.33
10	C16	1814	LYS	C-N	-6.82	1.25	1.33
1	R8	1423	SER	C-N	-6.82	1.24	1.33
7	Q16	123	GLU	C-N	-6.82	1.24	1.33
7	Q16	216	GLN	C-N	-6.82	1.23	1.33
13	V	765	ASN	C-N	-6.82	1.24	1.33
10	C8	1318	ARG	C-N	-6.82	1.24	1.33
2	M8	386	ASN	C-N	6.82	1.43	1.33
9	K8	1061	GLY	C-N	6.82	1.49	1.33
10	C8	581	TYR	C-N	-6.82	1.24	1.33
21	H24	217	ARG	C-N	-6.82	1.25	1.33
20	E	34	ASN	C-N	-6.81	1.25	1.33
11	A16	153	ARG	C-N	-6.81	1.26	1.33
11	A32	856	LYS	C-N	-6.81	1.25	1.33
7	Q	6	ASP	C-N	6.81	1.43	1.33
9	K	732	ALA	C-N	-6.81	1.25	1.33

*Continued on next page...*

*Continued from previous page...*

Mol	Chain	Res	Type	Atoms	Z	Observed(Å)	Ideal(Å)
10	C16	977	PRO	C-N	-6.81	1.24	1.33
10	C16	1176	VAL	C-N	-6.81	1.25	1.33
10	C16	1280	VAL	C-N	-6.81	1.23	1.33
10	C24	603	PHE	C-N	-6.81	1.25	1.33
10	C24	767	GLU	C-N	-6.81	1.24	1.34
18	B	35	PRO	C-N	-6.81	1.25	1.33
21	H	224	ASN	C-N	-6.81	1.25	1.33
18	B8	245	LEU	C-N	6.80	1.44	1.33
10	C32	1176	VAL	C-N	-6.80	1.25	1.33
1	R8	1445	GLU	C-N	-6.80	1.24	1.33
10	C24	1814	LYS	C-N	-6.80	1.25	1.33
21	H8	203	ARG	C-N	-6.80	1.25	1.33
13	V	784	LYS	C-N	-6.80	1.24	1.33
18	B8	1473	SER	C-N	6.80	1.43	1.33
21	H	283	LYS	C-N	-6.80	1.24	1.33
5	P8	391	LYS	C-N	6.80	1.49	1.33
18	B	275	LEU	C-N	-6.80	1.25	1.33
5	P	81	GLY	C-N	6.79	1.44	1.33
14	W	736	GLU	C-N	-6.79	1.24	1.33
5	P8	209	THR	C-N	-6.79	1.25	1.34
9	K8	792	LEU	C-N	-6.79	1.24	1.33
20	E8	339	LYS	C-N	-6.79	1.23	1.33
21	H24	203	ARG	C-N	-6.79	1.25	1.33
21	H16	283	LYS	C-N	-6.79	1.24	1.33
10	C16	125	THR	C-N	6.79	1.42	1.33
10	C8	1803	THR	C-N	-6.79	1.25	1.33
18	B	1473	SER	C-N	6.79	1.43	1.33
20	E	158	LEU	C-N	-6.79	1.24	1.33
19	48	351	GLY	C-N	-6.79	1.24	1.33
21	H24	313	ALA	C-N	-6.79	1.23	1.33
10	C16	1420	LEU	C-N	6.79	1.42	1.33
10	C24	977	PRO	C-N	-6.79	1.24	1.33
21	H24	224	ASN	C-N	-6.79	1.25	1.33
10	C	1318	ARG	C-N	-6.79	1.24	1.33
18	B	1798	VAL	C-N	6.79	1.42	1.33
1	R	1423	SER	C-N	-6.79	1.24	1.33
10	C	1069	TYR	C-N	6.79	1.41	1.33
10	C16	1318	ARG	C-N	-6.78	1.24	1.33
18	B	245	LEU	C-N	6.78	1.43	1.33
19	4	94	VAL	C-N	-6.78	1.24	1.34
5	P8	392	PRO	C-N	-6.78	1.20	1.33
12	A	391	GLU	C-N	-6.78	1.25	1.33

*Continued on next page...*

*Continued from previous page...*

Mol	Chain	Res	Type	Atoms	Z	Observed(Å)	Ideal(Å)
5	P8	541	ARG	C-N	-6.78	1.24	1.33
21	H	313	ALA	C-N	-6.78	1.23	1.33
2	M16	386	ASN	C-N	6.78	1.43	1.33
10	C16	1803	THR	C-N	-6.78	1.25	1.33
10	C32	1310	HIS	C-N	6.78	1.43	1.33
10	C32	1420	LEU	C-N	6.78	1.42	1.33
7	Q8	123	GLU	C-N	-6.77	1.24	1.33
9	K	877	GLU	C-N	-6.77	1.25	1.33
10	C32	843	MET	C-N	-6.77	1.24	1.33
10	C32	125	THR	C-N	6.77	1.42	1.33
1	R16	1445	GLU	C-N	-6.77	1.24	1.33
10	C8	1310	HIS	C-N	6.77	1.43	1.33
10	C24	1069	TYR	C-N	6.76	1.41	1.33
10	C24	1189	LYS	C-N	-6.76	1.25	1.33
5	P8	593	GLN	C-N	-6.76	1.25	1.34
10	C16	843	MET	C-N	-6.76	1.24	1.33
2	M	508	ASN	C-N	6.76	1.43	1.33
7	Q16	190	PRO	N-CD	6.76	1.57	1.47
12	A	237	LEU	C-N	-6.76	1.23	1.33
21	H	316	ILE	C-N	-6.76	1.24	1.33
21	H24	316	ILE	C-N	-6.76	1.24	1.33
10	C32	251	GLY	C-N	-6.76	1.24	1.33
18	B	912	ILE	C-N	6.76	1.43	1.33
19	4	29	ARG	C-N	-6.76	1.25	1.33
19	48	94	VAL	C-N	-6.76	1.25	1.34
9	K	703	LEU	C-N	-6.76	1.25	1.33
11	A32	391	GLU	C-N	-6.76	1.25	1.33
19	4	351	GLY	C-N	-6.76	1.24	1.33
10	C16	1203	MET	C-N	6.75	1.42	1.33
21	H	203	ARG	C-N	-6.75	1.25	1.33
10	C8	678	ARG	C-N	-6.75	1.24	1.33
5	P	392	PRO	C-N	-6.75	1.20	1.33
7	Q	123	GLU	C-N	-6.75	1.24	1.33
5	P16	392	PRO	C-N	-6.75	1.20	1.33
10	C	125	THR	C-N	6.75	1.42	1.33
21	H	217	ARG	C-N	-6.75	1.25	1.33
12	A48	237	LEU	C-N	-6.75	1.23	1.33
5	P	593	GLN	C-N	-6.75	1.25	1.34
23	J16	723	GLN	C-N	6.75	1.39	1.33
10	C32	1753	THR	C-N	-6.75	1.24	1.33
22	I	143	LEU	C-N	6.74	1.44	1.33
2	M	254	LEU	C-N	6.74	1.42	1.33

*Continued on next page...*

*Continued from previous page...*

Mol	Chain	Res	Type	Atoms	Z	Observed(Å)	Ideal(Å)
9	K8	703	LEU	C-N	-6.74	1.25	1.33
10	C24	1310	HIS	C-N	6.74	1.43	1.33
15	J	561	PHE	C-N	-6.74	1.25	1.33
18	B8	1900	ILE	C-N	-6.74	1.24	1.33
7	Q8	172	LYS	C-N	-6.74	1.25	1.33
14	W	742	VAL	C-N	-6.74	1.24	1.33
10	C	1176	VAL	C-N	-6.74	1.25	1.33
19	48	31	GLN	C-N	-6.74	1.24	1.34
22	I24	99	ASP	C-N	6.74	1.43	1.33
2	M8	508	ASN	C-N	6.74	1.43	1.33
15	J	666	ARG	C-N	-6.74	1.24	1.33
10	C8	251	GLY	C-N	-6.74	1.24	1.33
10	C	843	MET	C-N	-6.74	1.24	1.33
11	A24	309	VAL	C-N	-6.73	1.26	1.33
19	48	29	ARG	C-N	-6.73	1.25	1.33
21	H8	217	ARG	C-N	-6.73	1.25	1.33
2	M16	508	ASN	C-N	6.73	1.43	1.33
10	C8	1630	LEU	C-N	-6.73	1.25	1.33
10	C8	1814	LYS	C-N	-6.73	1.25	1.33
5	P	574	SER	C-N	-6.73	1.25	1.33
11	A16	414	ALA	C-N	-6.73	1.24	1.33
7	Q8	6	ASP	C-N	6.73	1.43	1.33
22	I8	143	LEU	C-N	6.73	1.44	1.33
21	H16	224	ASN	C-N	-6.73	1.25	1.33
10	C16	1189	LYS	C-N	-6.72	1.25	1.33
18	B8	912	ILE	C-N	6.72	1.43	1.33
20	E8	158	LEU	C-N	-6.72	1.24	1.33
18	B8	35	PRO	C-N	-6.72	1.25	1.33
10	C	1630	LEU	C-N	-6.72	1.25	1.33
20	E8	34	ASN	C-N	-6.72	1.25	1.33
11	A24	853	LEU	C-N	-6.72	1.25	1.33
11	A16	237	LEU	C-N	-6.72	1.23	1.33
18	B	1610	LEU	C-N	6.72	1.42	1.33
18	B8	1610	LEU	C-N	6.72	1.42	1.33
5	P16	593	GLN	C-N	-6.72	1.25	1.34
21	H16	203	ARG	C-N	-6.72	1.25	1.33
9	K8	1015	ILE	C-N	-6.72	1.24	1.33
10	C8	843	MET	C-N	-6.72	1.24	1.33
10	C24	1318	ARG	C-N	-6.71	1.24	1.33
10	C32	1630	LEU	C-N	-6.71	1.25	1.33
5	P16	574	SER	C-N	-6.71	1.25	1.33
9	K8	595	PHE	C-N	-6.71	1.24	1.34

*Continued on next page...*

*Continued from previous page...*

Mol	Chain	Res	Type	Atoms	Z	Observed(Å)	Ideal(Å)
11	A24	237	LEU	C-N	-6.71	1.23	1.33
14	W	683	LYS	C-N	-6.71	1.24	1.33
18	B8	1798	VAL	C-N	6.71	1.42	1.33
22	I8	99	ASP	C-N	6.71	1.43	1.33
10	C24	880	GLU	C-N	6.71	1.43	1.33
10	C24	1803	THR	C-N	-6.71	1.25	1.33
19	4	154	PRO	C-N	-6.71	1.24	1.33
10	C24	642	GLU	C-N	-6.70	1.25	1.33
10	C24	1203	MET	C-N	6.70	1.42	1.33
12	A	853	LEU	C-N	-6.70	1.25	1.33
10	C8	1176	VAL	C-N	-6.70	1.25	1.33
11	A32	414	ALA	C-N	-6.70	1.24	1.33
19	48	154	PRO	C-N	-6.70	1.24	1.33
5	P16	209	THR	C-N	-6.70	1.25	1.34
10	C8	642	GLU	C-N	-6.70	1.25	1.33
23	J24	723	GLN	C-N	6.70	1.39	1.33
10	C32	1814	LYS	C-N	-6.70	1.25	1.33
9	K	595	PHE	C-N	-6.69	1.24	1.34
9	K8	881	GLY	C-N	-6.69	1.24	1.33
10	C8	125	THR	C-N	6.69	1.42	1.33
23	J32	593	VAL	C-N	-6.69	1.25	1.33
23	J32	723	GLN	C-N	6.69	1.39	1.33
21	H8	224	ASN	C-N	-6.69	1.25	1.33
10	C32	678	ARG	C-N	-6.69	1.24	1.33
5	P	209	THR	C-N	-6.69	1.25	1.34
10	C24	1420	LEU	C-N	6.69	1.42	1.33
14	W	593	GLY	C-N	6.69	1.41	1.33
10	C32	1189	LYS	C-N	-6.69	1.25	1.33
3	N8	281	ASN	C-N	6.69	1.43	1.33
10	C16	678	ARG	C-N	-6.69	1.24	1.33
10	C16	1310	HIS	C-N	6.69	1.43	1.33
10	C	678	ARG	C-N	-6.69	1.24	1.33
7	Q16	172	LYS	C-N	-6.69	1.25	1.33
10	C8	1420	LEU	C-N	6.69	1.42	1.33
3	N16	281	ASN	C-N	6.68	1.43	1.33
12	A	414	ALA	C-N	-6.68	1.24	1.33
14	W	765	LYS	C-N	6.68	1.43	1.33
19	4	31	GLN	C-N	-6.68	1.24	1.34
9	K	792	LEU	C-N	-6.68	1.24	1.33
10	C	1430	ARG	C-N	-6.68	1.25	1.33
10	C	1753	THR	C-N	-6.68	1.24	1.33
19	48	375	ASP	C-N	-6.68	1.25	1.34

*Continued on next page...*

*Continued from previous page...*

Mol	Chain	Res	Type	Atoms	Z	Observed(Å)	Ideal(Å)
11	A24	414	ALA	C-N	-6.68	1.24	1.33
10	C	642	GLU	C-N	-6.68	1.25	1.33
10	C32	642	GLU	C-N	-6.68	1.25	1.33
10	C16	984	SER	C-N	-6.68	1.25	1.33
15	J	676	GLN	C-N	6.68	1.43	1.33
7	Q16	57	ASN	C-N	-6.68	1.25	1.33
7	Q16	6	ASP	C-N	6.68	1.43	1.33
10	C8	1753	THR	C-N	-6.68	1.24	1.33
10	C16	1753	THR	C-N	-6.67	1.24	1.33
10	C	1814	LYS	C-N	-6.67	1.25	1.33
18	B	1475	SER	C-N	6.67	1.43	1.33
22	I24	143	LEU	C-N	6.67	1.44	1.33
10	C16	642	GLU	C-N	-6.67	1.25	1.33
22	I	99	ASP	C-N	6.67	1.42	1.33
10	C24	843	MET	C-N	-6.67	1.24	1.33
11	A40	414	ALA	C-N	-6.67	1.24	1.33
18	B	1098	MET	C-N	-6.67	1.25	1.33
19	48	34	TYR	C-N	-6.67	1.25	1.33
12	A48	309	VAL	C-N	-6.67	1.26	1.33
9	K	660	GLN	C-N	-6.67	1.24	1.33
15	J	584	ARG	C-N	-6.67	1.24	1.33
11	A16	309	VAL	C-N	-6.67	1.26	1.33
10	C16	251	GLY	C-N	-6.67	1.24	1.33
10	C24	678	ARG	C-N	-6.67	1.24	1.33
13	V	824	TRP	C-N	-6.67	1.25	1.33
22	I16	99	ASP	C-N	6.67	1.42	1.33
12	A48	414	ALA	C-N	-6.67	1.25	1.33
2	M8	254	LEU	C-N	6.67	1.42	1.33
7	Q	57	ASN	C-N	-6.67	1.25	1.33
18	B8	1911	LEU	C-N	-6.67	1.25	1.33
5	P8	574	SER	C-N	-6.66	1.25	1.33
11	A40	237	LEU	C-N	-6.66	1.23	1.33
10	C16	1630	LEU	C-N	-6.66	1.25	1.33
10	C	1310	HIS	C-N	6.66	1.43	1.33
10	C8	1430	ARG	C-N	-6.66	1.25	1.33
10	C24	48	PRO	N-CD	-6.66	1.38	1.47
11	A40	853	LEU	C-N	-6.66	1.25	1.33
10	C16	880	GLU	C-N	6.66	1.43	1.33
18	B8	1098	MET	C-N	-6.66	1.25	1.33
10	C24	984	SER	C-N	-6.66	1.25	1.33
23	J16	729	ARG	C-N	6.66	1.42	1.33
18	B	1486	ASP	C-N	-6.65	1.24	1.33

*Continued on next page...*

*Continued from previous page...*

Mol	Chain	Res	Type	Atoms	Z	Observed(Å)	Ideal(Å)
10	C24	251	GLY	C-N	-6.65	1.24	1.33
15	J	594	GLU	C-N	-6.65	1.24	1.33
11	A16	853	LEU	C-N	-6.65	1.25	1.33
9	K8	728	GLN	C-N	6.65	1.42	1.33
10	C16	684	PRO	C-N	-6.65	1.25	1.33
9	K	1015	ILE	C-N	-6.65	1.24	1.33
10	C24	1753	THR	C-N	-6.65	1.24	1.33
18	B8	1486	ASP	C-N	-6.65	1.24	1.33
10	C32	880	GLU	C-N	6.65	1.43	1.33
18	B	1217	GLU	C-N	-6.64	1.24	1.33
19	4	375	ASP	C-N	-6.64	1.25	1.34
5	P16	541	ARG	C-N	-6.64	1.24	1.33
18	B8	1217	GLU	C-N	-6.64	1.24	1.33
7	Q	172	LYS	C-N	-6.64	1.25	1.33
7	Q8	190	PRO	N-CD	6.64	1.57	1.47
11	A32	237	LEU	C-N	-6.64	1.23	1.33
18	B	281	MET	C-N	-6.64	1.25	1.33
18	B	1070	GLY	C-N	6.64	1.42	1.33
18	B8	1639	ALA	C-N	-6.64	1.25	1.34
20	E	278	GLU	C-N	-6.64	1.25	1.33
10	C24	1630	LEU	C-N	-6.64	1.25	1.33
22	I24	158	SER	C-N	-6.64	1.25	1.33
10	C24	283	SER	C-N	-6.63	1.24	1.33
10	C8	880	GLU	C-N	6.63	1.43	1.33
21	H8	340	GLU	C-N	-6.63	1.25	1.33
22	I	158	SER	C-N	-6.63	1.25	1.33
5	P	541	ARG	C-N	-6.63	1.25	1.33
7	Q8	57	ASN	C-N	-6.63	1.25	1.33
10	C8	1135	TYR	C-N	-6.63	1.23	1.33
11	A16	290	LYS	C-N	-6.63	1.25	1.33
7	Q	190	PRO	N-CD	6.63	1.57	1.47
10	C8	1189	LYS	C-N	-6.63	1.25	1.33
9	K8	660	GLN	C-N	-6.63	1.25	1.33
14	W	687	ARG	C-N	-6.63	1.25	1.33
19	4	34	TYR	C-N	-6.63	1.25	1.33
9	K	1131	GLU	C-N	-6.63	1.25	1.33
10	C24	426	LEU	C-N	-6.63	1.25	1.33
10	C	251	GLY	C-N	-6.63	1.24	1.33
11	A32	853	LEU	C-N	-6.63	1.25	1.33
10	C	283	SER	C-N	-6.62	1.24	1.33
18	B	1639	ALA	C-N	-6.62	1.25	1.34
9	K	914	GLN	C-N	-6.62	1.25	1.34

*Continued on next page...*



*Continued from previous page...*

Mol	Chain	Res	Type	Atoms	Z	Observed(Å)	Ideal(Å)
10	C16	1135	TYR	C-N	-6.62	1.23	1.33
3	N16	1	MET	C-N	-6.62	1.26	1.33
10	C16	48	PRO	N-CD	-6.62	1.38	1.47
19	48	146	ASN	C-N	-6.62	1.25	1.33
9	K	1050	GLU	C-N	6.62	1.43	1.33
2	M8	639	GLN	C-N	6.62	1.43	1.33
6	O8	133	LEU	C-N	-6.62	1.24	1.33
15	J	540	GLY	C-N	6.62	1.42	1.33
18	B8	1475	SER	C-N	6.62	1.43	1.33
3	N	1	MET	C-N	-6.62	1.26	1.33
3	N	281	ASN	C-N	6.62	1.42	1.33
10	C32	48	PRO	N-CD	-6.62	1.38	1.47
2	M8	832	PRO	N-CD	-6.61	1.38	1.47
3	N8	116	ILE	C-N	-6.61	1.23	1.33
9	K	1231	PRO	N-CD	-6.61	1.38	1.47
14	W	662	GLU	C-N	-6.61	1.25	1.33
10	C8	1002	LEU	C-N	6.61	1.42	1.33
19	48	212	ASP	C-N	-6.61	1.24	1.33
23	J24	593	VAL	C-N	-6.61	1.25	1.33
10	C8	283	SER	C-N	-6.61	1.24	1.33
11	A32	309	VAL	C-N	-6.61	1.26	1.33
1	R8	1149	HIS	C-N	-6.61	1.25	1.33
9	K	881	GLY	C-N	-6.61	1.25	1.33
2	M16	254	LEU	C-N	6.61	1.42	1.33
11	A40	800	SER	C-N	-6.61	1.24	1.33
1	R	1246	LYS	C-N	6.60	1.41	1.33
10	C24	1135	TYR	C-N	-6.60	1.23	1.33
19	48	246	ALA	C-N	6.60	1.40	1.33
15	J	625	GLU	C-N	-6.60	1.25	1.33
10	C8	684	PRO	C-N	-6.60	1.25	1.33
11	A32	290	LYS	C-N	-6.60	1.25	1.33
19	4	146	ASN	C-N	-6.60	1.25	1.33
10	C32	988	GLN	C-N	-6.60	1.25	1.33
18	B8	1831	LEU	C-N	-6.60	1.25	1.33
5	P	696	ALA	C-N	-6.60	1.25	1.33
9	K8	814	ASN	C-N	-6.60	1.24	1.34
9	K8	914	GLN	C-N	-6.60	1.25	1.34
17	F24	75	ALA	C-N	-6.60	1.25	1.33
2	M	832	PRO	N-CD	-6.59	1.38	1.47
6	O16	133	LEU	C-N	-6.59	1.24	1.33
10	C24	1023	LEU	C-N	-6.59	1.25	1.33
13	V	816	LYS	C-N	6.59	1.42	1.33

*Continued on next page...*

*Continued from previous page...*

Mol	Chain	Res	Type	Atoms	Z	Observed(Å)	Ideal(Å)
20	E8	278	GLU	C-N	-6.59	1.25	1.33
22	I16	143	LEU	C-N	6.59	1.44	1.33
2	M16	771	ASN	C-N	-6.59	1.25	1.33
5	P8	570	GLY	C-N	6.59	1.43	1.33
5	P16	648	LEU	C-N	-6.59	1.25	1.33
10	C	1189	LYS	C-N	-6.59	1.25	1.33
19	4	212	ASP	C-N	-6.59	1.24	1.33
12	A48	853	LEU	C-N	-6.59	1.25	1.33
3	N16	116	ILE	C-N	-6.59	1.23	1.33
5	P8	534	VAL	C-N	-6.59	1.25	1.33
21	H	368	ALA	C-N	-6.59	1.24	1.34
10	C32	984	SER	C-N	-6.59	1.25	1.33
12	A	309	VAL	C-N	-6.59	1.26	1.33
5	P	534	VAL	C-N	-6.59	1.25	1.33
5	P	570	GLY	C-N	6.59	1.43	1.33
10	C	880	GLU	C-N	6.59	1.42	1.33
18	B	1266	LEU	C-N	-6.59	1.25	1.33
21	H8	368	ALA	C-N	-6.59	1.24	1.34
5	P16	570	GLY	C-N	6.58	1.43	1.33
2	M8	771	ASN	C-N	-6.58	1.25	1.33
12	A	290	LYS	C-N	-6.58	1.25	1.33
1	R	1149	HIS	C-N	-6.58	1.25	1.33
2	M	771	ASN	C-N	-6.58	1.25	1.33
9	K	814	ASN	C-N	-6.58	1.24	1.34
18	B	1911	LEU	C-N	-6.58	1.25	1.33
18	B8	103	ILE	C-N	-6.58	1.25	1.33
3	N	116	ILE	C-N	-6.58	1.23	1.33
11	A40	309	VAL	C-N	-6.58	1.26	1.33
11	A32	800	SER	C-N	-6.58	1.24	1.33
12	A48	800	SER	C-N	-6.58	1.24	1.33
2	M16	639	GLN	C-N	6.58	1.43	1.33
9	K8	1131	GLU	C-N	-6.58	1.25	1.33
10	C24	684	PRO	C-N	-6.58	1.25	1.33
9	K	905	ASP	C-N	-6.58	1.25	1.33
9	K8	1050	GLU	C-N	6.58	1.42	1.33
13	V	789	GLU	C-N	-6.58	1.24	1.34
18	B	1831	LEU	C-N	-6.58	1.25	1.33
22	I8	158	SER	C-N	-6.58	1.25	1.33
2	M16	832	PRO	N-CD	-6.57	1.38	1.47
18	B	103	ILE	C-N	-6.57	1.25	1.33
18	B8	1070	GLY	C-N	6.57	1.42	1.33
5	P16	534	VAL	C-N	-6.57	1.25	1.33

*Continued on next page...*

*Continued from previous page...*

Mol	Chain	Res	Type	Atoms	Z	Observed(Å)	Ideal(Å)
9	K	1042	HIS	C-N	-6.57	1.25	1.33
6	O	133	LEU	C-N	-6.57	1.24	1.33
9	K	1088	ASP	C-N	6.57	1.42	1.33
10	C16	426	LEU	C-N	-6.57	1.25	1.33
10	C16	1430	ARG	C-N	-6.57	1.25	1.33
10	C	1135	TYR	C-N	-6.57	1.23	1.33
19	4	129	GLU	C-N	-6.57	1.24	1.33
22	I16	158	SER	C-N	-6.57	1.25	1.33
10	C32	426	LEU	C-N	-6.57	1.25	1.33
1	R16	1246	LYS	C-N	6.57	1.41	1.33
5	P8	648	LEU	C-N	-6.57	1.25	1.33
17	F	75	ALA	C-N	-6.57	1.25	1.33
18	B8	1561	LEU	C-N	-6.57	1.25	1.33
21	H16	340	GLU	C-N	-6.57	1.25	1.33
10	C32	684	PRO	C-N	-6.57	1.25	1.33
2	M	639	GLN	C-N	6.56	1.43	1.33
11	A32	464	GLY	C-N	-6.56	1.24	1.33
1	R	1135	SER	C-N	-6.56	1.25	1.33
1	R8	1246	LYS	C-N	6.56	1.41	1.33
2	M8	463	LEU	C-N	6.56	1.43	1.33
11	A16	800	SER	C-N	-6.56	1.24	1.33
2	M16	463	LEU	C-N	6.56	1.43	1.33
9	K8	682	LYS	C-N	-6.56	1.25	1.33
9	K8	1231	PRO	N-CD	-6.56	1.38	1.47
12	A	800	SER	C-N	-6.56	1.24	1.33
21	H24	368	ALA	C-N	-6.56	1.25	1.34
1	R8	1135	SER	C-N	-6.56	1.25	1.33
17	F8	75	ALA	C-N	-6.55	1.25	1.33
18	B8	1266	LEU	C-N	-6.55	1.25	1.33
19	48	87	GLN	C-N	-6.55	1.25	1.33
10	C32	1135	TYR	C-N	-6.55	1.23	1.33
19	4	246	ALA	C-N	6.55	1.40	1.33
5	P	648	LEU	C-N	-6.55	1.25	1.33
6	O16	241	PRO	N-CD	6.55	1.56	1.47
17	F16	75	ALA	C-N	-6.55	1.25	1.33
19	4	251	ARG	C-N	-6.55	1.24	1.33
10	C24	988	GLN	C-N	-6.55	1.25	1.33
10	C24	1430	ARG	C-N	-6.55	1.25	1.33
10	C	684	PRO	C-N	-6.55	1.25	1.33
18	B	1882	ASN	C-N	6.55	1.43	1.33
1	R8	1376	LYS	C-N	6.54	1.42	1.33
10	C16	988	GLN	C-N	-6.54	1.25	1.33

*Continued on next page...*

*Continued from previous page...*

Mol	Chain	Res	Type	Atoms	Z	Observed(Å)	Ideal(Å)
2	M	339	GLU	C-N	6.54	1.42	1.33
6	O8	241	PRO	N-CD	6.54	1.56	1.47
10	C	48	PRO	N-CD	-6.54	1.38	1.47
6	O	241	PRO	N-CD	6.54	1.56	1.47
10	C16	1023	LEU	C-N	-6.54	1.25	1.33
11	A40	290	LYS	C-N	-6.54	1.25	1.33
10	C32	283	SER	C-N	-6.54	1.24	1.33
2	M	463	LEU	C-N	6.54	1.43	1.33
9	K	728	GLN	C-N	6.54	1.42	1.33
10	C	426	LEU	C-N	-6.54	1.25	1.33
11	A32	2	ALA	C-N	6.54	1.43	1.33
9	K	682	LYS	C-N	-6.54	1.25	1.33
13	V	876	PRO	C-N	-6.54	1.24	1.33
10	C32	1002	LEU	C-N	6.54	1.41	1.33
10	C	1002	LEU	C-N	6.53	1.41	1.33
19	4	87	GLN	C-N	-6.53	1.25	1.33
21	H	340	GLU	C-N	-6.53	1.25	1.33
23	J24	729	ARG	C-N	6.53	1.42	1.33
10	C32	49	PRO	N-CD	-6.53	1.38	1.47
23	J32	595	THR	C-N	-6.53	1.25	1.33
1	R16	1187	ARG	C-N	-6.53	1.22	1.33
18	B	1346	ILE	C-N	-6.53	1.25	1.33
21	H24	340	GLU	C-N	-6.53	1.25	1.33
9	K	1097	VAL	C-N	6.53	1.42	1.34
1	R	1376	LYS	C-N	6.53	1.42	1.33
18	B8	1481	MET	C-N	6.53	1.42	1.34
5	P8	696	ALA	C-N	-6.52	1.25	1.33
10	C16	283	SER	C-N	-6.52	1.24	1.33
11	A24	800	SER	C-N	-6.52	1.24	1.33
15	J	553	GLU	C-N	-6.52	1.25	1.33
11	A40	2	ALA	C-N	6.52	1.43	1.33
18	B8	1882	ASN	C-N	6.52	1.43	1.33
11	A24	290	LYS	C-N	-6.52	1.25	1.33
12	A48	464	GLY	C-N	-6.52	1.24	1.33
1	R16	1241	TYR	C-N	6.51	1.42	1.33
12	A	612	GLN	C-N	-6.51	1.25	1.33
10	C8	48	PRO	N-CD	-6.51	1.38	1.47
19	48	251	ARG	C-N	-6.51	1.24	1.33
23	J8	729	ARG	C-N	6.51	1.42	1.33
2	M16	339	GLU	C-N	6.51	1.42	1.33
23	J24	595	THR	C-N	-6.51	1.25	1.33
2	M16	379	GLN	C-N	-6.51	1.25	1.33

*Continued on next page...*

*Continued from previous page...*

Mol	Chain	Res	Type	Atoms	Z	Observed(Å)	Ideal(Å)
9	K8	1088	ASP	C-N	6.51	1.42	1.33
19	48	129	GLU	C-N	-6.51	1.24	1.33
2	M8	339	GLU	C-N	6.51	1.42	1.33
18	B	1481	MET	C-N	6.51	1.42	1.34
9	K	973	ASN	C-N	-6.51	1.25	1.34
12	A	464	GLY	C-N	-6.51	1.24	1.33
14	W	679	LYS	C-N	-6.51	1.25	1.33
21	H16	368	ALA	C-N	-6.51	1.25	1.34
11	A24	2	ALA	C-N	6.51	1.43	1.33
10	C32	511	PRO	N-CD	-6.51	1.38	1.47
11	A16	464	GLY	C-N	-6.50	1.24	1.33
14	W	786	LEU	C-N	-6.50	1.25	1.33
11	A16	612	GLN	C-N	-6.50	1.25	1.33
18	B8	687	SER	C-N	6.50	1.43	1.33
20	E8	331	GLY	C-N	-6.50	1.25	1.33
18	B8	1792	SER	C-N	6.50	1.42	1.33
5	P8	121	LEU	C-N	-6.50	1.25	1.33
23	J16	593	VAL	C-N	-6.50	1.25	1.33
5	P16	696	ALA	C-N	-6.50	1.25	1.33
10	C	511	PRO	N-CD	-6.50	1.38	1.47
1	R8	1241	TYR	C-N	6.50	1.42	1.33
2	M8	379	GLN	C-N	-6.50	1.25	1.33
1	R16	1376	LYS	C-N	6.50	1.42	1.33
2	M8	341	ASP	C-N	6.49	1.42	1.33
10	C8	988	GLN	C-N	-6.49	1.25	1.33
12	A48	612	GLN	C-N	-6.49	1.25	1.33
23	J8	593	VAL	C-N	-6.49	1.25	1.33
5	P	250	VAL	C-N	-6.49	1.25	1.33
9	K8	973	ASN	C-N	-6.49	1.25	1.34
1	R16	1149	HIS	C-N	-6.49	1.25	1.33
10	C24	1002	LEU	C-N	6.49	1.41	1.33
15	J	602	GLN	C-N	-6.49	1.25	1.33
18	B8	1827	ALA	C-N	-6.49	1.25	1.33
2	M16	157	GLY	C-N	6.49	1.42	1.33
18	B	265	CYS	C-N	-6.49	1.25	1.33
23	J32	729	ARG	C-N	6.49	1.42	1.33
12	A48	808	CYS	C-N	-6.49	1.26	1.33
9	K8	905	ASP	C-N	-6.48	1.25	1.33
12	A	808	CYS	C-N	-6.48	1.26	1.33
5	P16	121	LEU	C-N	-6.48	1.25	1.33
10	C24	49	PRO	N-CD	-6.48	1.38	1.47
18	B8	382	ASP	C-N	6.48	1.42	1.33

*Continued on next page...*

*Continued from previous page...*

Mol	Chain	Res	Type	Atoms	Z	Observed(Å)	Ideal(Å)
1	R16	1135	SER	C-N	-6.48	1.25	1.33
11	A24	612	GLN	C-N	-6.48	1.25	1.33
10	C	988	GLN	C-N	-6.48	1.25	1.33
18	B8	265	CYS	C-N	-6.48	1.25	1.33
2	M	379	GLN	C-N	-6.48	1.25	1.33
11	A40	3	ASN	C-N	6.48	1.43	1.33
11	A40	464	GLY	C-N	-6.48	1.24	1.33
20	E	96	ARG	C-N	-6.48	1.25	1.34
5	P	366	HIS	C-N	-6.48	1.25	1.34
5	P8	366	HIS	C-N	-6.48	1.25	1.34
10	C24	511	PRO	N-CD	-6.48	1.38	1.47
1	R	1241	TYR	C-N	6.47	1.42	1.33
5	P8	250	VAL	C-N	-6.47	1.25	1.33
10	C8	1480	PHE	C-N	6.47	1.42	1.33
20	E	217	GLN	C-N	-6.47	1.25	1.33
9	K	679	LEU	C-N	-6.47	1.25	1.34
18	B	382	ASP	C-N	6.47	1.42	1.33
18	B8	1755	ALA	C-N	-6.47	1.25	1.33
10	C24	186	LEU	C-N	-6.47	1.24	1.33
10	C	186	LEU	C-N	-6.47	1.24	1.33
1	R	1187	ARG	C-N	-6.47	1.23	1.33
10	C32	1480	PHE	C-N	6.47	1.42	1.33
13	V	802	ILE	C-N	-6.46	1.25	1.33
10	C	1023	LEU	C-N	-6.46	1.25	1.33
20	E8	96	ARG	C-N	-6.46	1.25	1.34
11	A16	2	ALA	C-N	6.46	1.43	1.33
20	E8	131	PRO	N-CD	-6.46	1.38	1.47
9	K8	634	LEU	C-N	6.46	1.42	1.33
9	K8	1042	HIS	C-N	-6.46	1.25	1.33
10	C8	186	LEU	C-N	-6.46	1.24	1.33
11	A32	612	GLN	C-N	-6.46	1.25	1.33
10	C32	1430	ARG	C-N	-6.46	1.25	1.33
11	A24	3	ASN	C-N	6.46	1.43	1.33
3	N8	1	MET	C-N	-6.46	1.26	1.33
5	P16	250	VAL	C-N	-6.46	1.25	1.33
18	B	1561	LEU	C-N	-6.46	1.25	1.33
2	M16	810	LEU	C-N	6.46	1.42	1.33
10	C16	1002	LEU	C-N	6.46	1.41	1.33
11	A24	464	GLY	C-N	-6.46	1.24	1.33
21	H8	372	GLU	C-N	-6.46	1.25	1.33
2	M	341	ASP	C-N	6.45	1.42	1.33
10	C16	49	PRO	N-CD	-6.45	1.38	1.47

*Continued on next page...*

*Continued from previous page...*

Mol	Chain	Res	Type	Atoms	Z	Observed(Å)	Ideal(Å)
18	B8	281	MET	C-N	-6.45	1.25	1.33
9	K	634	LEU	C-N	6.45	1.41	1.33
12	A	134	LYS	C-N	6.45	1.42	1.33
18	B	1755	ALA	C-N	-6.45	1.25	1.33
12	A	301	THR	C-N	-6.45	1.25	1.34
18	B	1827	ALA	C-N	-6.45	1.25	1.33
18	B8	1346	ILE	C-N	-6.45	1.25	1.33
20	E	331	GLY	C-N	-6.45	1.25	1.33
1	R8	1187	ARG	C-N	-6.45	1.23	1.33
10	C8	426	LEU	C-N	-6.45	1.25	1.33
18	B	1607	GLY	C-N	6.45	1.42	1.34
20	E	131	PRO	N-CD	-6.45	1.38	1.47
10	C16	1480	PHE	C-N	6.44	1.42	1.33
18	B	687	SER	C-N	6.44	1.43	1.33
9	K8	679	LEU	C-N	-6.44	1.25	1.34
10	C24	622	VAL	C-N	-6.44	1.24	1.33
11	A40	269	GLY	C-N	-6.44	1.24	1.33
18	B8	1013	VAL	C-N	6.44	1.43	1.33
23	J16	595	THR	C-N	-6.44	1.25	1.33
10	C32	1023	LEU	C-N	-6.44	1.25	1.33
10	C16	511	PRO	N-CD	-6.44	1.38	1.47
10	C32	186	LEU	C-N	-6.44	1.24	1.33
6	O8	191	PHE	C-N	-6.44	1.25	1.33
18	B	1042	GLU	C-N	6.44	1.42	1.34
18	B	1281	LYS	C-N	6.44	1.42	1.33
10	C24	1480	PHE	C-N	6.44	1.42	1.33
10	C16	186	LEU	C-N	-6.43	1.24	1.33
10	C24	54	ARG	C-N	6.43	1.42	1.34
14	W	625	LYS	C-N	-6.43	1.25	1.33
10	C8	850	ARG	C-N	6.43	1.42	1.33
18	B8	1281	LYS	C-N	6.43	1.42	1.33
10	C8	1023	LEU	C-N	-6.43	1.25	1.33
10	C8	511	PRO	N-CD	-6.43	1.38	1.47
14	W	655	ASP	C-N	-6.43	1.25	1.33
10	C	1480	PHE	C-N	6.43	1.42	1.33
11	A16	269	GLY	C-N	-6.43	1.24	1.33
15	J	693	VAL	C-N	-6.43	1.25	1.33
10	C16	886	GLU	C-N	6.43	1.42	1.33
15	J	581	VAL	C-N	-6.43	1.25	1.33
10	C8	855	VAL	C-N	6.43	1.42	1.33
10	C32	855	VAL	C-N	6.43	1.42	1.33
9	K8	1120	GLY	C-N	6.42	1.42	1.33

*Continued on next page...*

*Continued from previous page...*

Mol	Chain	Res	Type	Atoms	Z	Observed(Å)	Ideal(Å)
11	A16	3	ASN	C-N	6.42	1.43	1.33
11	A32	3	ASN	C-N	6.42	1.43	1.33
18	B8	1607	GLY	C-N	6.42	1.42	1.34
12	A48	301	THR	C-N	-6.42	1.25	1.34
10	C	855	VAL	C-N	6.42	1.42	1.33
10	C	622	VAL	C-N	-6.42	1.25	1.33
21	H	372	GLU	C-N	-6.42	1.25	1.33
11	A40	859	ARG	C-N	-6.42	1.24	1.33
18	B	1792	SER	C-N	6.42	1.42	1.33
10	C32	54	ARG	C-N	6.42	1.42	1.34
12	A48	269	GLY	C-N	-6.42	1.24	1.33
1	R	1254	LEU	C-N	-6.42	1.25	1.33
2	M	810	LEU	C-N	6.42	1.42	1.33
7	Q8	226	THR	C-N	6.42	1.42	1.33
21	H8	159	TYR	C-N	-6.42	1.24	1.33
5	P16	366	HIS	C-N	-6.41	1.25	1.34
9	K8	1097	VAL	C-N	6.41	1.42	1.34
20	E	5	PRO	N-CD	-6.41	1.38	1.47
10	C32	1797	CYS	C-N	6.41	1.43	1.33
19	4	369	VAL	C-N	-6.41	1.24	1.33
1	R	1371	LEU	C-N	6.41	1.42	1.33
13	V	780	CYS	C-N	-6.41	1.25	1.33
10	C32	622	VAL	C-N	-6.41	1.25	1.33
11	A32	859	ARG	C-N	-6.41	1.24	1.33
2	M8	157	GLY	C-N	6.41	1.42	1.33
5	P	121	LEU	C-N	-6.41	1.25	1.33
7	Q16	226	THR	C-N	6.41	1.42	1.33
10	C16	54	ARG	C-N	6.41	1.42	1.34
5	P8	576	GLU	C-N	-6.40	1.25	1.34
14	W	666	LYS	C-N	-6.40	1.26	1.33
11	A40	516	PRO	N-CD	6.40	1.56	1.47
10	C	1664	SER	C-N	6.40	1.42	1.33
1	R8	1371	LEU	C-N	6.40	1.42	1.33
10	C16	855	VAL	C-N	6.40	1.42	1.33
13	V	783	TRP	C-N	-6.40	1.25	1.33
10	C	54	ARG	C-N	6.40	1.42	1.34
19	48	369	VAL	C-N	-6.40	1.24	1.33
12	A	511	SER	C-N	-6.40	1.25	1.33
6	O	191	PHE	C-N	-6.40	1.25	1.33
20	E8	217	GLN	C-N	-6.40	1.25	1.33
1	R8	1254	LEU	C-N	-6.39	1.25	1.33
5	P	576	GLU	C-N	-6.39	1.25	1.34

*Continued on next page...*



*Continued from previous page...*

Mol	Chain	Res	Type	Atoms	Z	Observed(Å)	Ideal(Å)
12	A48	290	LYS	C-N	-6.39	1.25	1.33
11	A40	612	GLN	C-N	-6.39	1.25	1.33
18	B	1581	GLY	C-N	6.39	1.42	1.33
10	C8	54	ARG	C-N	6.39	1.42	1.34
18	B	300	VAL	C-N	6.39	1.42	1.33
18	B8	1508	PRO	N-CD	-6.39	1.38	1.47
12	A48	209	GLU	C-N	-6.39	1.25	1.33
3	N8	225	PRO	N-CD	-6.38	1.38	1.47
18	B8	300	VAL	C-N	6.38	1.42	1.33
11	A16	301	THR	C-N	-6.38	1.25	1.34
23	J8	595	THR	C-N	-6.38	1.25	1.33
12	A48	511	SER	C-N	-6.38	1.25	1.33
9	K	782	ILE	C-N	-6.38	1.24	1.33
19	48	195	ARG	C-N	6.38	1.42	1.33
9	K8	730	SER	C-N	-6.38	1.25	1.33
11	A24	516	PRO	N-CD	6.38	1.56	1.47
11	A16	516	PRO	N-CD	6.38	1.56	1.47
18	B8	1581	GLY	C-N	6.38	1.42	1.33
21	H16	372	GLU	C-N	-6.38	1.25	1.33
13	V	874	GLY	C-N	6.38	1.46	1.33
7	Q	226	THR	C-N	6.37	1.42	1.33
10	C	49	PRO	N-CD	-6.37	1.38	1.47
10	C	850	ARG	C-N	6.37	1.42	1.33
18	B	1480	HIS	C-N	-6.37	1.25	1.33
20	E	8	GLU	C-N	-6.37	1.25	1.34
3	N8	139	GLY	C-N	6.37	1.42	1.33
1	R16	1254	LEU	C-N	-6.37	1.25	1.33
5	P16	576	GLU	C-N	-6.37	1.25	1.34
9	K	1213	CYS	C-N	6.37	1.43	1.33
10	C16	622	VAL	C-N	-6.37	1.25	1.33
12	A	209	GLU	C-N	-6.37	1.25	1.33
18	B8	1288	GLY	C-N	-6.37	1.24	1.33
2	M	157	GLY	C-N	6.37	1.42	1.33
11	A16	511	SER	C-N	-6.37	1.25	1.33
11	A32	511	SER	C-N	-6.37	1.25	1.33
20	E8	5	PRO	N-CD	-6.37	1.38	1.47
21	H16	159	TYR	C-N	-6.37	1.24	1.33
10	C24	886	GLU	C-N	6.37	1.42	1.33
20	E8	318	LEU	C-N	-6.37	1.24	1.34
7	Q8	291	SER	C-N	-6.36	1.24	1.33
9	K	657	VAL	C-N	-6.36	1.25	1.33
10	C16	447	PHE	C-N	6.36	1.42	1.33

*Continued on next page...*

*Continued from previous page...*

Mol	Chain	Res	Type	Atoms	Z	Observed(Å)	Ideal(Å)
10	C24	1516	GLN	C-N	-6.36	1.25	1.33
18	B	1750	LEU	C-N	6.36	1.42	1.33
9	K	730	SER	C-N	-6.36	1.25	1.33
12	A	341	PRO	C-N	-6.36	1.26	1.33
15	J	688	PRO	C-N	-6.36	1.24	1.33
1	R16	1371	LEU	C-N	6.36	1.42	1.33
9	K8	1213	CYS	C-N	6.36	1.43	1.33
10	C16	1797	CYS	C-N	6.36	1.43	1.33
11	A24	859	ARG	C-N	-6.36	1.24	1.33
3	N16	88	GLY	C-N	6.36	1.42	1.33
10	C16	1664	SER	C-N	6.36	1.42	1.33
2	M16	341	ASP	C-N	6.36	1.42	1.33
17	F8	73	GLY	C-N	-6.35	1.25	1.33
3	N	225	PRO	N-CD	-6.35	1.38	1.47
2	M8	810	LEU	C-N	6.35	1.42	1.33
10	C	539	LEU	C-N	-6.35	1.25	1.33
11	A32	808	CYS	C-N	-6.35	1.26	1.33
11	A32	516	PRO	N-CD	6.35	1.56	1.47
10	C8	1516	GLN	C-N	-6.35	1.25	1.33
19	48	290	PRO	N-CD	6.35	1.56	1.47
10	C	1797	CYS	C-N	6.35	1.43	1.33
21	H24	159	TYR	C-N	-6.35	1.24	1.33
21	H24	372	GLU	C-N	-6.35	1.25	1.33
3	N8	88	GLY	C-N	6.34	1.42	1.33
10	C8	49	PRO	N-CD	-6.34	1.38	1.47
10	C8	1619	PRO	C-N	-6.34	1.25	1.33
17	F16	73	GLY	C-N	-6.34	1.25	1.33
18	B8	1750	LEU	C-N	6.34	1.42	1.33
3	N	139	GLY	C-N	6.34	1.42	1.33
7	Q	291	SER	C-N	-6.34	1.24	1.33
11	A40	301	THR	C-N	-6.34	1.25	1.34
10	C	616	GLN	C-N	-6.34	1.25	1.33
1	R	1440	PRO	N-CD	6.34	1.56	1.47
6	O16	191	PHE	C-N	-6.34	1.25	1.33
15	J	710	ALA	C-N	-6.34	1.25	1.33
18	B8	1480	HIS	C-N	-6.34	1.25	1.33
19	4	195	ARG	C-N	6.34	1.42	1.33
22	I24	318	VAL	C-N	-6.34	1.25	1.33
22	I16	318	VAL	C-N	-6.34	1.25	1.33
10	C24	850	ARG	C-N	6.34	1.42	1.33
16	A8	134	LYS	C-N	6.34	1.41	1.33
18	B	447	PRO	N-CD	6.34	1.56	1.47

*Continued on next page...*

*Continued from previous page...*

Mol	Chain	Res	Type	Atoms	Z	Observed(Å)	Ideal(Å)
19	4	290	PRO	N-CD	6.34	1.56	1.47
17	F24	73	GLY	C-N	-6.33	1.25	1.33
18	B8	762	LYS	C-N	6.33	1.41	1.33
10	C32	850	ARG	C-N	6.33	1.42	1.33
3	N16	225	PRO	N-CD	-6.33	1.38	1.47
7	Q16	291	SER	C-N	-6.33	1.24	1.33
9	K	1257	ALA	C-N	-6.33	1.25	1.33
11	A16	859	ARG	C-N	-6.33	1.24	1.33
10	C16	850	ARG	C-N	6.33	1.42	1.33
20	E	318	LEU	C-N	-6.33	1.24	1.34
21	H	159	TYR	C-N	-6.33	1.24	1.33
9	K8	782	ILE	C-N	-6.32	1.24	1.33
11	A40	511	SER	C-N	-6.32	1.25	1.33
18	B	1288	GLY	C-N	-6.32	1.24	1.33
18	B	849	SER	C-N	6.32	1.43	1.33
18	B	1013	VAL	C-N	6.32	1.43	1.33
18	B8	849	SER	C-N	6.32	1.43	1.33
10	C32	1664	SER	C-N	6.32	1.42	1.33
11	A40	808	CYS	C-N	-6.32	1.26	1.33
10	C32	616	GLN	C-N	-6.32	1.25	1.33
18	B	1895	LEU	C-N	6.32	1.42	1.33
10	C32	886	GLU	C-N	6.32	1.42	1.33
10	C32	1516	GLN	C-N	-6.32	1.25	1.33
10	C24	1619	PRO	C-N	-6.32	1.25	1.33
11	A40	341	PRO	C-N	-6.32	1.26	1.33
10	C8	616	GLN	C-N	-6.32	1.25	1.33
10	C8	886	GLU	C-N	6.31	1.42	1.33
9	K	667	LEU	C-N	-6.31	1.25	1.33
9	K	1120	GLY	C-N	6.31	1.42	1.34
18	B	1100	LEU	C-N	-6.31	1.25	1.33
12	A48	516	PRO	N-CD	6.31	1.56	1.47
5	P16	322	CYS	C-N	-6.30	1.25	1.33
11	A32	301	THR	C-N	-6.30	1.25	1.34
5	P	56	ASN	C-N	-6.30	1.26	1.34
12	A	516	PRO	N-CD	6.30	1.56	1.47
10	C24	1132	SER	C-N	-6.30	1.26	1.34
10	C32	447	PHE	C-N	6.30	1.42	1.33
9	K	1192	TRP	C-N	6.30	1.41	1.33
10	C24	1353	ASP	C-N	6.30	1.42	1.33
12	A	647	GLY	C-N	-6.30	1.24	1.33
18	B	1820	ALA	C-N	-6.30	1.25	1.33
18	B8	1042	GLU	C-N	6.29	1.41	1.34

*Continued on next page...*

*Continued from previous page...*

Mol	Chain	Res	Type	Atoms	Z	Observed(Å)	Ideal(Å)
5	P	322	CYS	C-N	-6.29	1.25	1.33
10	C24	616	GLN	C-N	-6.29	1.25	1.33
11	A16	808	CYS	C-N	-6.29	1.26	1.33
17	F	73	GLY	C-N	-6.29	1.25	1.33
18	B	1958	ALA	C-N	-6.29	1.24	1.33
18	B8	1100	LEU	C-N	-6.29	1.25	1.33
1	R8	1440	PRO	N-CD	6.29	1.56	1.47
9	K	1168	GLU	C-N	-6.29	1.25	1.34
9	K8	1257	ALA	C-N	-6.29	1.25	1.33
18	B8	1884	LYS	C-N	6.29	1.41	1.33
20	E8	8	GLU	C-N	-6.29	1.25	1.34
3	N8	208	LYS	C-N	-6.29	1.24	1.33
11	A16	341	PRO	C-N	-6.29	1.26	1.33
10	C32	1619	PRO	C-N	-6.29	1.25	1.33
2	M8	821	THR	C-N	-6.29	1.25	1.34
3	N16	139	GLY	C-N	6.29	1.42	1.33
9	K8	667	LEU	C-N	-6.29	1.25	1.33
10	C	886	GLU	C-N	6.29	1.42	1.33
11	A24	511	SER	C-N	-6.28	1.25	1.33
10	C	1516	GLN	C-N	-6.28	1.25	1.33
9	K8	1168	GLU	C-N	-6.28	1.25	1.34
11	A24	301	THR	C-N	-6.28	1.25	1.34
14	W	797	ILE	C-N	-6.28	1.25	1.33
10	C32	1132	SER	C-N	-6.28	1.26	1.34
5	P16	213	LYS	C-N	-6.28	1.25	1.33
10	C16	616	GLN	C-N	-6.28	1.25	1.33
10	C	1438	ASN	C-N	-6.28	1.27	1.33
18	B	233	ARG	C-N	-6.28	1.25	1.33
10	C16	1831	GLU	C-N	-6.28	1.25	1.33
10	C	1367	ALA	C-N	6.28	1.42	1.33
1	R16	1440	PRO	N-CD	6.27	1.56	1.47
10	C16	1132	SER	C-N	-6.27	1.26	1.34
14	W	619	ILE	C-N	-6.27	1.25	1.34
18	B	1508	PRO	N-CD	-6.27	1.39	1.47
3	N	88	GLY	C-N	6.27	1.42	1.33
7	Q8	121	ILE	C-N	-6.27	1.25	1.33
10	C24	1797	CYS	C-N	6.27	1.42	1.33
20	E8	176	PRO	C-N	-6.27	1.25	1.33
10	C16	539	LEU	C-N	-6.27	1.25	1.33
12	A48	341	PRO	C-N	-6.27	1.26	1.33
9	K8	657	VAL	C-N	-6.27	1.25	1.33
1	R16	1148	LYS	C-N	-6.27	1.25	1.34

*Continued on next page...*

*Continued from previous page...*

Mol	Chain	Res	Type	Atoms	Z	Observed(Å)	Ideal(Å)
11	A16	209	GLU	C-N	-6.27	1.25	1.33
10	C16	1367	ALA	C-N	6.27	1.42	1.33
10	C8	1797	CYS	C-N	6.27	1.42	1.33
18	B8	1820	ALA	C-N	-6.27	1.26	1.33
1	R8	1148	LYS	C-N	-6.26	1.25	1.34
11	A24	697	ASN	C-N	-6.26	1.25	1.33
11	A32	209	GLU	C-N	-6.26	1.25	1.33
18	B	1117	THR	C-N	6.26	1.42	1.33
18	B8	1895	LEU	C-N	6.26	1.42	1.33
5	P8	322	CYS	C-N	-6.26	1.25	1.33
10	C	1619	PRO	C-N	-6.26	1.25	1.33
18	B	762	LYS	C-N	6.26	1.41	1.33
10	C16	1516	GLN	C-N	-6.26	1.25	1.33
10	C16	1772	ASP	C-N	6.26	1.42	1.33
22	I	318	VAL	C-N	-6.26	1.25	1.33
9	K8	606	GLU	C-N	-6.25	1.25	1.33
18	B8	1645	GLU	C-N	-6.25	1.25	1.33
3	N16	204	PRO	C-N	6.25	1.41	1.33
9	K8	1192	TRP	C-N	6.25	1.41	1.33
10	C24	1664	SER	C-N	6.25	1.42	1.33
5	P16	56	ASN	C-N	-6.25	1.26	1.34
10	C8	1132	SER	C-N	-6.25	1.26	1.34
18	B	1884	LYS	C-N	6.25	1.41	1.33
10	C32	539	LEU	C-N	-6.25	1.25	1.33
10	C24	539	LEU	C-N	-6.25	1.25	1.33
12	A48	859	ARG	C-N	-6.25	1.24	1.33
2	M	821	THR	C-N	-6.25	1.25	1.34
10	C24	1604	VAL	C-N	6.25	1.42	1.33
18	B8	447	PRO	N-CD	6.25	1.56	1.47
5	P8	56	ASN	C-N	-6.25	1.26	1.34
7	Q16	121	ILE	C-N	-6.25	1.25	1.33
18	B	829	GLY	C-N	6.25	1.42	1.33
18	B8	829	GLY	C-N	6.24	1.42	1.33
1	R	1148	LYS	C-N	-6.24	1.25	1.34
11	A24	209	GLU	C-N	-6.24	1.26	1.33
11	A40	36	ASN	C-N	-6.24	1.25	1.33
18	B8	639	ALA	C-N	6.24	1.41	1.33
3	N	208	LYS	C-N	-6.24	1.25	1.33
1	R8	1389	GLN	C-N	-6.24	1.25	1.33
10	C24	447	PHE	C-N	6.24	1.42	1.33
11	A40	209	GLU	C-N	-6.24	1.26	1.33
10	C8	1438	ASN	C-N	-6.24	1.27	1.33

*Continued on next page...*

*Continued from previous page...*

Mol	Chain	Res	Type	Atoms	Z	Observed(Å)	Ideal(Å)
18	B8	154	LEU	C-N	6.24	1.42	1.33
21	H8	255	LEU	C-N	-6.24	1.25	1.33
10	C8	923	PRO	C-N	-6.24	1.26	1.34
22	I16	282	GLU	C-N	-6.24	1.25	1.33
7	Q16	152	GLY	C-N	-6.23	1.25	1.33
20	E8	248	PHE	C-N	-6.23	1.25	1.33
21	H	255	LEU	C-N	-6.23	1.25	1.33
5	P8	64	ASP	C-N	-6.23	1.25	1.33
11	A16	144	LYS	C-N	6.23	1.42	1.33
18	B8	1958	ALA	C-N	-6.23	1.25	1.33
3	N16	208	LYS	C-N	-6.23	1.25	1.33
20	E	481	LEU	C-N	-6.23	1.25	1.33
10	C16	1619	PRO	C-N	-6.22	1.25	1.33
11	A24	808	CYS	C-N	-6.22	1.26	1.33
12	A48	647	GLY	C-N	-6.22	1.24	1.33
9	K	642	ARG	C-N	6.22	1.41	1.33
9	K	823	LEU	C-N	-6.22	1.24	1.33
11	A16	36	ASN	C-N	-6.22	1.25	1.33
11	A32	647	GLY	C-N	-6.22	1.24	1.33
12	A48	134	LYS	C-N	6.22	1.41	1.33
9	K8	823	LEU	C-N	-6.22	1.24	1.33
10	C16	1353	ASP	C-N	6.22	1.42	1.33
11	A24	36	ASN	C-N	-6.22	1.25	1.33
10	C24	316	ILE	C-N	6.22	1.42	1.33
10	C32	1772	ASP	C-N	6.22	1.42	1.33
3	N8	204	PRO	C-N	6.22	1.41	1.33
1	R16	1389	GLN	C-N	-6.22	1.25	1.33
22	I8	170	ALA	C-N	-6.22	1.25	1.33
10	C32	1438	ASN	C-N	-6.22	1.27	1.33
12	A	495	THR	C-N	-6.22	1.25	1.33
10	C	1831	GLU	C-N	-6.22	1.25	1.33
10	C8	539	LEU	C-N	-6.22	1.25	1.33
11	A24	134	LYS	C-N	6.21	1.41	1.33
18	B8	233	ARG	C-N	-6.21	1.25	1.33
20	E	176	PRO	C-N	-6.21	1.25	1.33
18	B	154	LEU	C-N	6.21	1.42	1.33
10	C32	1831	GLU	C-N	-6.21	1.25	1.33
5	P8	213	LYS	C-N	-6.21	1.25	1.33
9	K8	1019	ARG	C-N	-6.21	1.26	1.33
10	C16	316	ILE	C-N	6.21	1.42	1.33
10	C24	1772	ASP	C-N	6.21	1.42	1.33
10	C24	1831	GLU	C-N	-6.20	1.25	1.33

*Continued on next page...*

*Continued from previous page...*

Mol	Chain	Res	Type	Atoms	Z	Observed(Å)	Ideal(Å)
11	A32	144	LYS	C-N	6.20	1.42	1.33
11	A32	697	ASN	C-N	-6.20	1.26	1.33
23	J16	588	GLU	C-N	-6.20	1.26	1.33
1	R	1389	GLN	C-N	-6.20	1.25	1.33
5	P16	623	ALA	C-N	6.20	1.42	1.33
10	C24	1367	ALA	C-N	6.20	1.42	1.33
5	P8	160	LYS	C-N	6.20	1.42	1.33
13	V	885	ARG	C-N	6.20	1.41	1.33
11	A16	697	ASN	C-N	-6.20	1.26	1.33
10	C32	316	ILE	C-N	6.20	1.42	1.33
11	A24	341	PRO	C-N	-6.20	1.26	1.33
7	Q	121	ILE	C-N	-6.20	1.25	1.33
9	K	606	GLU	C-N	-6.20	1.25	1.33
9	K	710	ILE	C-N	-6.20	1.25	1.33
10	C24	1768	ILE	C-N	-6.20	1.24	1.33
10	C8	316	ILE	C-N	6.20	1.42	1.33
11	A32	341	PRO	C-N	-6.20	1.26	1.33
20	E	293	ASN	C-N	-6.20	1.25	1.33
11	A40	134	LYS	C-N	6.19	1.41	1.33
22	I24	170	ALA	C-N	-6.19	1.25	1.33
1	R	1492	SER	C-N	-6.19	1.25	1.34
5	P	213	LYS	C-N	-6.19	1.25	1.33
10	C16	1604	VAL	C-N	6.19	1.42	1.33
11	A24	485	TYR	C-N	-6.19	1.25	1.34
10	C	923	PRO	C-N	-6.19	1.26	1.34
18	B8	1117	THR	C-N	6.19	1.42	1.33
2	M8	515	PRO	C-N	-6.19	1.26	1.33
2	M16	821	THR	C-N	-6.19	1.25	1.34
5	P16	160	LYS	C-N	6.19	1.42	1.33
10	C8	1367	ALA	C-N	6.19	1.42	1.33
11	A16	485	TYR	C-N	-6.19	1.25	1.34
22	I	282	GLU	C-N	-6.19	1.25	1.33
20	E8	481	LEU	C-N	-6.19	1.25	1.33
7	Q	152	GLY	C-N	-6.19	1.25	1.33
5	P16	57	PRO	N-CD	-6.18	1.39	1.47
11	A24	647	GLY	C-N	-6.18	1.24	1.33
12	A	697	ASN	C-N	-6.18	1.26	1.33
10	C	1768	ILE	C-N	-6.18	1.24	1.33
10	C8	1768	ILE	C-N	-6.18	1.24	1.33
10	C32	280	SER	C-N	-6.18	1.25	1.33
12	A	642	GLY	C-N	6.18	1.41	1.33
20	E	255	ALA	C-N	-6.18	1.25	1.34

*Continued on next page...*

*Continued from previous page...*

Mol	Chain	Res	Type	Atoms	Z	Observed(Å)	Ideal(Å)
11	A40	495	THR	C-N	-6.18	1.25	1.33
22	I8	318	VAL	C-N	-6.18	1.25	1.33
10	C32	1367	ALA	C-N	6.18	1.42	1.33
21	H16	255	LEU	C-N	-6.18	1.25	1.33
12	A	859	ARG	C-N	-6.18	1.24	1.33
20	E8	293	ASN	C-N	-6.18	1.25	1.33
2	M	169	THR	C-N	6.17	1.41	1.33
9	K8	580	ARG	C-N	-6.17	1.25	1.33
10	C24	923	PRO	C-N	-6.17	1.26	1.34
10	C8	451	GLU	C-N	-6.17	1.25	1.33
3	N	204	PRO	C-N	6.17	1.41	1.33
1	R8	1492	SER	C-N	-6.17	1.25	1.34
10	C	1353	ASP	C-N	6.17	1.42	1.33
20	E	248	PHE	C-N	-6.17	1.25	1.33
14	W	762	GLN	C-N	6.17	1.42	1.33
21	H8	324	LEU	C-N	-6.17	1.26	1.33
10	C32	1604	VAL	C-N	6.17	1.42	1.33
9	K	1038	SER	C-N	-6.17	1.25	1.33
10	C	316	ILE	C-N	6.17	1.42	1.33
19	4	37	VAL	C-N	-6.17	1.24	1.33
22	I	170	ALA	C-N	-6.17	1.25	1.33
7	Q8	152	GLY	C-N	-6.17	1.25	1.33
9	K8	642	ARG	C-N	6.17	1.41	1.33
19	48	16	ASN	C-N	-6.17	1.24	1.33
2	M16	515	PRO	C-N	-6.17	1.26	1.33
11	A32	36	ASN	C-N	-6.16	1.25	1.33
10	C16	1159	SER	C-N	-6.16	1.24	1.33
10	C	1132	SER	C-N	-6.16	1.26	1.34
18	B	193	LYS	C-N	6.16	1.42	1.33
19	48	37	VAL	C-N	-6.16	1.24	1.33
20	E8	251	PRO	N-CD	-6.16	1.39	1.47
1	R16	1214	ILE	C-N	-6.16	1.24	1.33
9	K	1019	ARG	C-N	-6.16	1.26	1.33
18	B8	193	LYS	C-N	6.16	1.42	1.33
1	R8	1138	LEU	C-N	-6.16	1.25	1.33
9	K	935	GLU	C-N	-6.16	1.25	1.33
10	C32	1768	ILE	C-N	-6.15	1.25	1.33
9	K8	706	LEU	C-N	-6.15	1.25	1.33
9	K8	710	ILE	C-N	-6.15	1.25	1.33
10	C	280	SER	C-N	-6.15	1.25	1.33
10	C8	1831	GLU	C-N	-6.15	1.25	1.33
18	B	1419	LYS	C-N	6.15	1.43	1.33

*Continued on next page...*



*Continued from previous page...*

Mol	Chain	Res	Type	Atoms	Z	Observed(Å)	Ideal(Å)
22	I16	170	ALA	C-N	-6.15	1.25	1.33
5	P	64	ASP	C-N	-6.15	1.25	1.33
9	K	580	ARG	C-N	-6.15	1.25	1.33
11	A32	495	THR	C-N	-6.15	1.25	1.33
20	E8	255	ALA	C-N	-6.15	1.25	1.34
10	C32	923	PRO	C-N	-6.15	1.26	1.34
2	M	515	PRO	C-N	-6.15	1.26	1.33
5	P	160	LYS	C-N	6.14	1.42	1.33
11	A16	642	GLY	C-N	6.14	1.41	1.33
21	H8	166	VAL	C-N	-6.14	1.25	1.33
21	H24	331	ASP	C-N	-6.14	1.25	1.33
9	K	1266	MET	C-N	-6.14	1.25	1.34
18	B	1645	GLU	C-N	-6.14	1.25	1.33
18	B	1954	LYS	C-N	-6.14	1.25	1.33
2	M	723	ASP	C-N	6.14	1.42	1.33
10	C8	280	SER	C-N	-6.14	1.25	1.33
10	C32	1353	ASP	C-N	6.14	1.42	1.33
12	A48	697	ASN	C-N	-6.14	1.26	1.33
2	M16	723	ASP	C-N	6.13	1.42	1.33
10	C	1772	ASP	C-N	6.13	1.42	1.33
9	K8	1038	SER	C-N	-6.13	1.25	1.33
21	H16	324	LEU	C-N	-6.13	1.26	1.33
2	M16	358	LEU	C-N	-6.13	1.26	1.33
5	P16	64	ASP	C-N	-6.13	1.25	1.33
15	J	578	ASN	C-N	-6.13	1.25	1.33
11	A16	495	THR	C-N	-6.13	1.25	1.33
11	A16	647	GLY	C-N	-6.13	1.24	1.33
12	A48	495	THR	C-N	-6.13	1.25	1.33
18	B	1412	SER	C-N	-6.13	1.25	1.33
10	C16	280	SER	C-N	-6.13	1.25	1.33
11	A32	485	TYR	C-N	-6.13	1.25	1.34
18	B8	1419	LYS	C-N	6.13	1.43	1.33
21	H	324	LEU	C-N	-6.13	1.26	1.33
21	H24	255	LEU	C-N	-6.13	1.25	1.33
13	V	867	ASP	C-N	-6.13	1.24	1.33
15	J	574	ARG	C-N	-6.13	1.26	1.33
19	4	16	ASN	C-N	-6.13	1.24	1.33
1	R	1214	ILE	C-N	-6.12	1.24	1.33
5	P	20	GLU	C-N	6.12	1.41	1.33
20	E	251	PRO	N-CD	-6.12	1.39	1.47
21	H24	166	VAL	C-N	-6.12	1.25	1.33
22	I24	282	GLU	C-N	-6.12	1.25	1.33

*Continued on next page...*

*Continued from previous page...*

Mol	Chain	Res	Type	Atoms	Z	Observed(Å)	Ideal(Å)
23	J24	588	GLU	C-N	-6.12	1.26	1.33
11	A24	495	THR	C-N	-6.12	1.25	1.33
22	I24	187	ASP	C-N	-6.12	1.25	1.33
9	K8	1266	MET	C-N	-6.12	1.25	1.34
19	48	383	ALA	C-N	-6.12	1.25	1.33
10	C	1140	GLY	C-N	6.12	1.42	1.33
10	C8	1567	LEU	C-N	6.12	1.43	1.33
2	M	358	LEU	C-N	-6.12	1.26	1.33
2	M16	834	ASP	C-N	-6.12	1.25	1.33
10	C16	1768	ILE	C-N	-6.12	1.25	1.33
10	C24	280	SER	C-N	-6.12	1.25	1.33
10	C	451	GLU	C-N	-6.12	1.25	1.33
23	J32	588	GLU	C-N	-6.12	1.26	1.33
18	B	508	ALA	C-N	-6.12	1.25	1.33
14	W	605	ASN	C-N	-6.12	1.24	1.33
5	P	611	LEU	C-N	-6.11	1.25	1.33
5	P8	57	PRO	N-CD	-6.11	1.39	1.47
10	C24	1159	SER	C-N	-6.11	1.24	1.33
10	C24	1163	LEU	C-N	-6.11	1.26	1.34
1	R16	1138	LEU	C-N	-6.11	1.25	1.33
10	C16	923	PRO	C-N	-6.11	1.26	1.34
10	C24	451	GLU	C-N	-6.11	1.25	1.33
21	H	331	ASP	C-N	-6.11	1.25	1.33
22	I8	187	ASP	C-N	-6.11	1.25	1.33
2	M8	169	THR	C-N	6.11	1.41	1.33
5	P	57	PRO	N-CD	-6.11	1.39	1.47
10	C	1604	VAL	C-N	6.11	1.42	1.33
18	B	639	ALA	C-N	6.11	1.41	1.33
10	C24	1438	ASN	C-N	-6.10	1.28	1.33
1	R	1138	LEU	C-N	-6.10	1.25	1.33
2	M8	834	ASP	C-N	-6.10	1.25	1.33
5	P	375	LYS	C-N	-6.10	1.24	1.33
10	C8	1604	VAL	C-N	6.10	1.42	1.33
21	H	166	VAL	C-N	-6.10	1.25	1.33
22	I8	282	GLU	C-N	-6.10	1.25	1.33
14	W	648	ASN	C-N	-6.10	1.25	1.33
18	B	1323	ASN	C-N	6.10	1.42	1.33
18	B8	508	ALA	C-N	-6.10	1.25	1.33
18	B8	1452	LYS	C-N	-6.10	1.25	1.33
21	H24	323	TYR	C-N	6.10	1.43	1.33
9	K8	970	LEU	C-N	-6.09	1.25	1.33
19	48	417	ASP	C-N	-6.09	1.24	1.33

*Continued on next page...*

*Continued from previous page...*

Mol	Chain	Res	Type	Atoms	Z	Observed(Å)	Ideal(Å)
3	N16	22	TYR	C-N	6.09	1.40	1.33
9	K8	1272	GLU	C-N	-6.09	1.25	1.33
18	B8	601	HIS	C-N	6.09	1.42	1.33
10	C32	1567	LEU	C-N	6.09	1.43	1.33
11	A40	697	ASN	C-N	-6.09	1.26	1.33
9	K	706	LEU	C-N	-6.09	1.25	1.33
18	B	1452	LYS	C-N	-6.09	1.25	1.33
10	C16	1163	LEU	C-N	-6.09	1.26	1.34
11	A40	485	TYR	C-N	-6.09	1.25	1.34
10	C8	1159	SER	C-N	-6.09	1.24	1.33
20	E8	383	LYS	C-N	-6.09	1.25	1.33
22	I	187	ASP	C-N	-6.09	1.25	1.33
21	H16	166	VAL	C-N	-6.09	1.25	1.33
9	K	768	GLU	C-N	-6.08	1.25	1.33
10	C24	1567	LEU	C-N	6.08	1.43	1.33
13	V	778	GLY	C-N	-6.08	1.25	1.33
12	A48	642	GLY	C-N	6.08	1.41	1.33
5	P8	375	LYS	C-N	-6.08	1.24	1.33
10	C32	1163	LEU	C-N	-6.08	1.26	1.34
18	B8	1272	TRP	C-N	6.08	1.42	1.33
23	J8	588	GLU	C-N	-6.08	1.26	1.33
2	M8	467	ILE	C-N	-6.08	1.25	1.33
10	C16	643	LEU	C-N	6.08	1.42	1.33
18	B8	291	GLY	C-N	6.08	1.40	1.33
10	C32	451	GLU	C-N	-6.08	1.25	1.33
2	M8	723	ASP	C-N	6.08	1.42	1.33
10	C16	313	ILE	C-N	6.08	1.41	1.33
18	B8	991	ASP	C-N	6.08	1.42	1.33
18	B8	1412	SER	C-N	-6.08	1.25	1.33
21	H	328	THR	C-N	-6.08	1.24	1.33
18	B	601	HIS	C-N	6.07	1.42	1.33
18	B	1615	LYS	C-N	-6.07	1.25	1.34
22	I24	267	VAL	C-N	-6.07	1.25	1.33
10	C16	1168	PRO	C-N	6.07	1.44	1.33
11	A24	642	GLY	C-N	6.07	1.41	1.33
10	C16	1438	ASN	C-N	-6.07	1.28	1.33
22	I16	187	ASP	C-N	-6.07	1.25	1.33
2	M8	585	GLY	C-N	6.07	1.42	1.34
10	C16	572	ILE	C-N	-6.07	1.25	1.33
18	B8	1615	LYS	C-N	-6.07	1.25	1.34
20	E	383	LYS	C-N	-6.07	1.25	1.33
19	48	176	PRO	C-N	-6.07	1.23	1.33

*Continued on next page...*

*Continued from previous page...*

Mol	Chain	Res	Type	Atoms	Z	Observed(Å)	Ideal(Å)
21	H24	328	THR	C-N	-6.07	1.24	1.33
10	C32	1159	SER	C-N	-6.07	1.24	1.33
3	N	22	TYR	C-N	6.06	1.40	1.33
7	Q	28	ALA	C-N	6.06	1.41	1.33
5	P8	676	GLN	C-N	-6.06	1.25	1.33
9	K8	834	VAL	C-N	-6.06	1.26	1.33
10	C16	1567	LEU	C-N	6.06	1.43	1.33
10	C8	60	LYS	C-N	-6.06	1.25	1.33
18	B	486	PHE	C-N	-6.06	1.25	1.33
21	H24	324	LEU	C-N	-6.06	1.26	1.33
12	A48	485	TYR	C-N	-6.06	1.25	1.34
9	K8	935	GLU	C-N	-6.06	1.25	1.33
5	P16	375	LYS	C-N	-6.06	1.24	1.33
11	A40	65	ARG	C-N	-6.06	1.26	1.33
11	A16	154	ILE	C-N	6.06	1.42	1.33
3	N8	22	TYR	C-N	6.06	1.40	1.33
5	P16	631	VAL	C-N	-6.06	1.26	1.33
19	4	383	ALA	C-N	-6.06	1.25	1.33
2	M	585	GLY	C-N	6.06	1.42	1.34
11	A24	635	TYR	C-N	-6.06	1.25	1.33
10	C	643	LEU	C-N	6.06	1.42	1.33
10	C32	1140	GLY	C-N	6.06	1.42	1.33
5	P	676	GLN	C-N	-6.05	1.26	1.33
9	K	970	LEU	C-N	-6.05	1.26	1.33
10	C16	1140	GLY	C-N	6.05	1.42	1.33
18	B	1908	TYR	C-N	-6.05	1.25	1.33
18	B8	326	PRO	N-CD	6.05	1.56	1.47
18	B8	1323	ASN	C-N	6.05	1.41	1.33
21	H24	136	TYR	C-N	6.05	1.42	1.33
21	H16	136	TYR	C-N	6.05	1.42	1.33
5	P	486	CYS	C-N	-6.05	1.25	1.33
15	J	583	LEU	C-N	-6.05	1.25	1.33
10	C8	1140	GLY	C-N	6.05	1.42	1.33
18	B	326	PRO	N-CD	6.05	1.56	1.47
19	4	176	PRO	C-N	-6.05	1.24	1.33
20	E8	414	MET	C-N	-6.05	1.25	1.33
5	P8	486	CYS	C-N	-6.05	1.25	1.33
5	P8	631	VAL	C-N	-6.05	1.26	1.33
10	C8	1353	ASP	C-N	6.05	1.42	1.33
22	I	267	VAL	C-N	-6.05	1.26	1.33
10	C8	1772	ASP	C-N	6.05	1.42	1.33
10	C32	1168	PRO	C-N	6.05	1.44	1.33

*Continued on next page...*

*Continued from previous page...*

Mol	Chain	Res	Type	Atoms	Z	Observed(Å)	Ideal(Å)
10	C24	572	ILE	C-N	-6.05	1.25	1.33
10	C8	643	LEU	C-N	6.05	1.42	1.33
11	A32	642	GLY	C-N	6.05	1.41	1.33
18	B	291	GLY	C-N	6.05	1.40	1.33
2	M8	517	PRO	C-N	-6.04	1.26	1.33
5	P16	676	GLN	C-N	-6.04	1.26	1.33
18	B8	1811	PRO	C-N	-6.04	1.25	1.33
1	R8	1214	ILE	C-N	-6.04	1.24	1.33
21	H8	301	ARG	C-N	-6.04	1.26	1.33
2	M	517	PRO	C-N	-6.04	1.26	1.33
2	M	834	ASP	C-N	-6.04	1.25	1.33
5	P	623	ALA	C-N	6.04	1.42	1.33
18	B	67	SER	C-N	-6.04	1.25	1.34
19	4	417	ASP	C-N	-6.04	1.24	1.33
21	H16	323	TYR	C-N	6.04	1.43	1.33
10	C32	643	LEU	C-N	6.04	1.42	1.33
9	K8	1031	LEU	C-N	-6.04	1.25	1.33
10	C16	302	ALA	C-N	6.04	1.42	1.33
11	A16	635	TYR	C-N	-6.04	1.25	1.33
5	P16	300	SER	C-N	-6.04	1.24	1.33
12	A	485	TYR	C-N	-6.04	1.25	1.34
20	E	414	MET	C-N	-6.04	1.25	1.33
2	M16	169	THR	C-N	6.04	1.41	1.33
2	M16	467	ILE	C-N	-6.04	1.25	1.33
15	J	560	ARG	C-N	-6.04	1.26	1.33
10	C	1159	SER	C-N	-6.04	1.24	1.33
21	H16	252	ARG	C-N	-6.04	1.26	1.33
11	A40	647	GLY	C-N	-6.03	1.24	1.33
21	H	136	TYR	C-N	6.03	1.42	1.33
21	H16	331	ASP	C-N	-6.03	1.26	1.33
1	R16	1492	SER	C-N	-6.03	1.25	1.34
5	P	300	SER	C-N	-6.03	1.24	1.33
10	C8	1414	ASP	C-N	-6.03	1.24	1.33
2	M16	517	PRO	C-N	-6.03	1.26	1.33
5	P	631	VAL	C-N	-6.03	1.26	1.33
11	A16	65	ARG	C-N	-6.03	1.26	1.33
10	C	302	ALA	C-N	6.03	1.42	1.33
21	H8	323	TYR	C-N	6.03	1.43	1.33
21	H24	301	ARG	C-N	-6.03	1.26	1.33
5	P8	611	LEU	C-N	-6.03	1.26	1.33
9	K	1272	GLU	C-N	-6.03	1.25	1.33
10	C	572	ILE	C-N	-6.02	1.25	1.33

*Continued on next page...*

*Continued from previous page...*

Mol	Chain	Res	Type	Atoms	Z	Observed(Å)	Ideal(Å)
1	R	1124	TRP	C-N	-6.02	1.26	1.33
17	F	77	TYR	C-N	6.02	1.42	1.33
18	B	428	GLN	C-N	-6.02	1.24	1.33
18	B	1631	VAL	C-N	-6.02	1.25	1.33
9	K8	589	GLY	C-N	-6.02	1.25	1.33
7	Q	132	PHE	C-N	-6.02	1.25	1.33
5	P16	611	LEU	C-N	-6.02	1.26	1.33
11	A32	154	ILE	C-N	6.02	1.42	1.33
10	C16	451	GLU	C-N	-6.02	1.25	1.33
10	C24	313	ILE	C-N	6.01	1.41	1.33
10	C24	643	LEU	C-N	6.01	1.42	1.33
9	K	1031	LEU	C-N	-6.01	1.25	1.33
11	A24	424	THR	C-N	-6.01	1.26	1.33
18	B	1811	PRO	C-N	-6.01	1.25	1.33
10	C	313	ILE	C-N	6.01	1.41	1.33
18	B	828	GLU	C-N	6.01	1.41	1.33
18	B	1128	PRO	C-N	-6.01	1.25	1.33
10	C24	1168	PRO	C-N	6.01	1.44	1.33
10	C8	1163	LEU	C-N	-6.01	1.26	1.34
18	B8	1954	LYS	C-N	-6.01	1.25	1.33
21	H8	328	THR	C-N	-6.00	1.24	1.33
10	C32	313	ILE	C-N	6.00	1.41	1.33
10	C32	1401	THR	C-N	-6.00	1.26	1.33
10	C16	1312	SER	C-N	-6.00	1.25	1.33
14	W	790	ASP	C-N	-6.00	1.25	1.33
10	C8	302	ALA	C-N	6.00	1.42	1.33
11	A32	635	TYR	C-N	-6.00	1.25	1.33
18	B	1272	TRP	C-N	6.00	1.42	1.33
5	P	251	LYS	C-N	-6.00	1.25	1.34
11	A24	65	ARG	C-N	-6.00	1.26	1.33
1	R8	1124	TRP	C-N	-6.00	1.26	1.33
10	C	60	LYS	C-N	-6.00	1.25	1.33
10	C	1567	LEU	C-N	6.00	1.42	1.33
21	H8	331	ASP	C-N	-6.00	1.26	1.33
7	Q8	28	ALA	C-N	6.00	1.41	1.33
9	K	834	VAL	C-N	-6.00	1.26	1.33
10	C24	1401	THR	C-N	-6.00	1.26	1.33
21	H16	328	THR	C-N	-6.00	1.24	1.33
22	I16	267	VAL	C-N	-6.00	1.26	1.33
5	P8	300	SER	C-N	-5.99	1.24	1.33
18	B	1894	LYS	C-N	-5.99	1.26	1.33
5	P8	623	ALA	C-N	5.99	1.42	1.33

*Continued on next page...*

*Continued from previous page...*

Mol	Chain	Res	Type	Atoms	Z	Observed(Å)	Ideal(Å)
10	C24	1320	GLN	C-N	5.99	1.41	1.33
1	R	1248	PRO	N-CD	-5.99	1.39	1.47
11	A40	635	TYR	C-N	-5.99	1.25	1.33
18	B8	1128	PRO	C-N	-5.99	1.25	1.33
21	H8	136	TYR	C-N	5.99	1.42	1.33
2	M8	358	LEU	C-N	-5.99	1.26	1.33
10	C16	1401	THR	C-N	-5.99	1.26	1.33
11	A32	65	ARG	C-N	-5.99	1.26	1.33
10	C32	302	ALA	C-N	5.99	1.42	1.33
10	C	1163	LEU	C-N	-5.99	1.26	1.34
2	M16	701	SER	C-N	5.99	1.41	1.33
9	K8	768	GLU	C-N	-5.99	1.25	1.33
10	C8	902	ASP	C-N	5.99	1.41	1.33
10	C32	572	ILE	C-N	-5.99	1.25	1.33
2	M16	713	SER	C-N	-5.98	1.25	1.33
5	P16	486	CYS	C-N	-5.98	1.25	1.33
10	C24	1149	PHE	C-N	-5.98	1.26	1.33
2	M16	585	GLY	C-N	5.98	1.42	1.34
12	A	635	TYR	C-N	-5.98	1.25	1.33
18	B	226	TYR	C-N	5.98	1.42	1.33
18	B	991	ASP	C-N	5.98	1.42	1.33
20	E	195	ILE	C-N	-5.98	1.25	1.33
19	48	302	GLY	C-N	-5.98	1.25	1.33
2	M	447	LEU	C-N	-5.98	1.25	1.33
9	K8	1150	GLU	C-N	-5.98	1.26	1.33
21	H	252	ARG	C-N	-5.98	1.26	1.33
5	P16	111	SER	C-N	-5.98	1.25	1.33
9	K8	655	GLN	C-N	-5.98	1.25	1.33
10	C	1168	PRO	C-N	5.98	1.44	1.33
1	R16	1382	LYS	C-N	5.98	1.41	1.33
17	F16	77	TYR	C-N	5.98	1.42	1.33
20	E8	195	ILE	C-N	-5.98	1.25	1.33
1	R	1382	LYS	C-N	5.97	1.41	1.33
9	K8	769	GLU	C-N	-5.97	1.26	1.33
11	A40	642	GLY	C-N	5.97	1.41	1.33
10	C8	572	ILE	C-N	-5.97	1.25	1.33
18	B	1084	TYR	C-N	-5.97	1.25	1.33
18	B8	486	PHE	C-N	-5.97	1.25	1.33
5	P8	251	LYS	C-N	-5.97	1.25	1.34
11	A16	424	THR	C-N	-5.97	1.26	1.33
21	H	301	ARG	C-N	-5.97	1.26	1.33
21	H8	364	GLU	C-N	-5.97	1.26	1.33

*Continued on next page...*

*Continued from previous page...*

Mol	Chain	Res	Type	Atoms	Z	Observed(Å)	Ideal(Å)
12	A48	635	TYR	C-N	-5.97	1.25	1.33
13	V	846	LEU	C-N	-5.97	1.26	1.33
10	C	1320	GLN	C-N	5.97	1.41	1.33
10	C	1663	SER	C-N	5.97	1.42	1.33
21	H	323	TYR	C-N	5.97	1.43	1.33
10	C32	1663	SER	C-N	5.97	1.42	1.33
10	C8	1149	PHE	C-N	-5.97	1.26	1.33
1	R8	1248	PRO	N-CD	-5.97	1.39	1.47
10	C8	1652	LEU	C-N	-5.97	1.25	1.33
21	H16	301	ARG	C-N	-5.97	1.26	1.33
10	C24	60	LYS	C-N	-5.96	1.25	1.33
11	A16	788	PRO	C-N	-5.96	1.24	1.33
13	V	735	ASN	C-N	-5.96	1.25	1.33
10	C	1312	SER	C-N	-5.96	1.25	1.33
10	C24	1663	SER	C-N	5.96	1.42	1.33
17	F8	77	TYR	C-N	5.96	1.42	1.33
19	48	91	PRO	C-N	-5.96	1.25	1.33
2	M	467	ILE	C-N	-5.96	1.25	1.33
9	K	589	GLY	C-N	-5.96	1.25	1.33
10	C16	60	LYS	C-N	-5.96	1.25	1.33
2	M16	842	ASP	C-N	-5.96	1.25	1.33
9	K	769	GLU	C-N	-5.96	1.26	1.33
10	C16	902	ASP	C-N	5.96	1.41	1.33
11	A32	424	THR	C-N	-5.96	1.26	1.33
23	J24	645	ASP	C-N	-5.96	1.26	1.33
5	P	23	PRO	N-CD	-5.96	1.39	1.47
10	C24	902	ASP	C-N	5.96	1.41	1.33
18	B8	1631	VAL	C-N	-5.96	1.25	1.33
18	B8	1908	TYR	C-N	-5.96	1.25	1.33
11	A32	788	PRO	C-N	-5.96	1.24	1.33
1	R16	1124	TRP	C-N	-5.95	1.26	1.33
11	A40	626	GLU	C-N	-5.95	1.26	1.33
12	A	788	PRO	C-N	-5.95	1.24	1.33
10	C8	313	ILE	C-N	5.95	1.41	1.33
10	C8	1168	PRO	C-N	5.95	1.44	1.33
18	B8	1894	LYS	C-N	-5.95	1.26	1.33
19	4	302	GLY	C-N	-5.95	1.25	1.33
10	C32	1522	ILE	C-N	-5.95	1.26	1.33
1	R16	1250	ASP	C-N	-5.95	1.25	1.33
2	M16	447	LEU	C-N	-5.95	1.25	1.33
7	Q16	28	ALA	C-N	5.95	1.41	1.33
10	C16	1149	PHE	C-N	-5.95	1.26	1.33

*Continued on next page...*



*Continued from previous page...*

Mol	Chain	Res	Type	Atoms	Z	Observed(Å)	Ideal(Å)
10	C24	1448	LEU	C-N	-5.95	1.25	1.33
10	C8	1512	GLY	C-N	-5.95	1.25	1.33
18	B	1778	ALA	C-N	5.95	1.41	1.33
20	E	95	ARG	C-N	-5.95	1.25	1.33
21	H8	252	ARG	C-N	-5.95	1.26	1.33
5	P16	251	LYS	C-N	-5.94	1.25	1.34
2	M	701	SER	C-N	5.94	1.41	1.33
5	P16	560	VAL	C-N	-5.94	1.26	1.33
10	C16	980	ASP	C-N	-5.94	1.25	1.33
10	C	644	ASN	C-N	5.94	1.41	1.33
10	C8	468	GLU	C-N	-5.94	1.25	1.33
18	B8	1084	TYR	C-N	-5.94	1.25	1.33
1	R16	1248	PRO	N-CD	-5.94	1.39	1.47
10	C8	752	ASN	C-N	-5.94	1.26	1.33
19	4	91	PRO	C-N	-5.94	1.25	1.33
10	C32	417	LEU	C-N	5.94	1.42	1.33
10	C32	1312	SER	C-N	-5.94	1.25	1.33
7	Q16	132	PHE	C-N	-5.94	1.25	1.33
10	C	417	LEU	C-N	5.94	1.42	1.33
1	R	1250	ASP	C-N	-5.94	1.25	1.33
2	M	842	ASP	C-N	-5.94	1.25	1.33
21	H24	252	ARG	C-N	-5.94	1.26	1.33
1	R8	1250	ASP	C-N	-5.94	1.25	1.33
9	K	609	SER	C-N	-5.93	1.25	1.34
18	B	1872	ALA	C-N	5.93	1.42	1.33
18	B8	1659	ILE	C-N	5.93	1.42	1.34
10	C32	1320	GLN	C-N	5.93	1.41	1.33
2	M8	842	ASP	C-N	-5.93	1.25	1.33
13	V	896	HIS	C-N	-5.93	1.25	1.33
10	C	1149	PHE	C-N	-5.93	1.26	1.33
18	B8	1872	ALA	C-N	5.93	1.42	1.33
2	M8	701	SER	C-N	5.93	1.41	1.33
2	M16	504	GLN	C-N	5.93	1.42	1.33
9	K	1150	GLU	C-N	-5.93	1.26	1.33
10	C24	302	ALA	C-N	5.93	1.42	1.33
10	C24	417	LEU	C-N	5.93	1.42	1.33
10	C24	1140	GLY	C-N	5.93	1.41	1.33
18	B	1844	ARG	C-N	-5.93	1.26	1.34
19	48	28	GLU	C-N	-5.93	1.26	1.33
2	M8	464	ALA	C-N	5.93	1.41	1.33
5	P	82	GLU	C-N	-5.93	1.25	1.33
10	C	902	ASP	C-N	5.93	1.41	1.33

*Continued on next page...*

*Continued from previous page...*

Mol	Chain	Res	Type	Atoms	Z	Observed(Å)	Ideal(Å)
18	B8	828	GLU	C-N	5.92	1.41	1.33
10	C32	902	ASP	C-N	5.92	1.41	1.33
10	C32	1149	PHE	C-N	-5.92	1.26	1.33
3	N	257	ASP	C-N	-5.92	1.25	1.33
2	M8	713	SER	C-N	-5.92	1.25	1.33
10	C24	855	VAL	C-N	5.92	1.42	1.34
10	C24	1570	ASP	C-N	-5.92	1.25	1.33
18	B8	67	SER	C-N	-5.92	1.25	1.34
18	B8	446	GLY	C-N	5.92	1.42	1.34
18	B8	428	GLN	C-N	-5.92	1.24	1.33
19	48	255	GLY	C-N	5.92	1.38	1.33
10	C32	1652	LEU	C-N	-5.92	1.25	1.33
10	C	468	GLU	C-N	-5.92	1.25	1.33
5	P	111	SER	C-N	-5.92	1.25	1.33
10	C16	417	LEU	C-N	5.92	1.42	1.33
22	I8	267	VAL	C-N	-5.92	1.26	1.33
11	A40	424	THR	C-N	-5.92	1.26	1.33
2	M	164	HIS	C-N	-5.91	1.27	1.33
7	Q8	132	PHE	C-N	-5.91	1.25	1.33
10	C16	1414	ASP	C-N	-5.91	1.25	1.33
10	C32	980	ASP	C-N	-5.91	1.25	1.33
10	C24	1506	LYS	C-N	-5.91	1.25	1.33
10	C8	417	LEU	C-N	5.91	1.42	1.33
10	C8	980	ASP	C-N	-5.91	1.25	1.33
10	C32	1506	LYS	C-N	-5.91	1.25	1.33
5	P16	23	PRO	N-CD	-5.91	1.39	1.47
10	C16	1663	SER	C-N	5.91	1.42	1.33
10	C	1414	ASP	C-N	-5.91	1.25	1.33
18	B8	226	TYR	C-N	5.91	1.42	1.33
2	M8	447	LEU	C-N	-5.90	1.25	1.33
10	C16	1522	ILE	C-N	-5.90	1.26	1.33
10	C	1652	LEU	C-N	-5.90	1.25	1.33
9	K	655	GLN	C-N	-5.90	1.25	1.33
20	E8	95	ARG	C-N	-5.90	1.25	1.33
2	M	360	LEU	C-N	-5.90	1.26	1.33
10	C8	1320	GLN	C-N	5.90	1.41	1.33
19	4	28	GLU	C-N	-5.90	1.26	1.33
3	N	280	ASN	C-N	-5.89	1.25	1.33
2	M16	205	CYS	C-N	5.89	1.41	1.33
3	N16	171	GLY	C-N	5.89	1.41	1.33
10	C24	1312	SER	C-N	-5.89	1.25	1.33
11	A40	726	ASN	C-N	-5.89	1.26	1.33

*Continued on next page...*

*Continued from previous page...*

Mol	Chain	Res	Type	Atoms	Z	Observed(Å)	Ideal(Å)
22	I16	176	ALA	C-N	-5.89	1.26	1.33
5	P8	111	SER	C-N	-5.89	1.25	1.33
14	W	680	ARG	C-N	-5.89	1.26	1.33
2	M8	205	CYS	C-N	5.89	1.41	1.33
2	M	713	SER	C-N	-5.89	1.25	1.33
2	M16	360	LEU	C-N	-5.89	1.26	1.33
2	M16	464	ALA	C-N	5.89	1.41	1.33
11	A40	788	PRO	C-N	-5.89	1.24	1.33
13	V	734	ILE	C-N	-5.89	1.26	1.33
15	J	542	THR	C-N	-5.89	1.25	1.33
17	F24	77	TYR	C-N	5.89	1.42	1.33
10	C32	1448	LEU	C-N	-5.89	1.25	1.33
2	M16	497	PRO	N-CD	5.88	1.55	1.47
18	B8	1844	ARG	C-N	-5.88	1.26	1.34
10	C32	60	LYS	C-N	-5.88	1.26	1.33
10	C	1288	VAL	C-N	5.88	1.42	1.33
1	R8	1382	LYS	C-N	5.88	1.41	1.33
9	K	1210	SER	C-N	-5.88	1.26	1.33
10	C24	1414	ASP	C-N	-5.88	1.25	1.33
10	C8	640	GLN	C-N	5.88	1.41	1.33
21	H24	364	GLU	C-N	-5.88	1.26	1.33
2	M	327	SER	C-N	-5.88	1.25	1.33
10	C	1401	THR	C-N	-5.88	1.26	1.33
10	C8	1448	LEU	C-N	-5.88	1.25	1.33
18	B8	1418	ALA	C-N	5.88	1.42	1.33
18	B8	1778	ALA	C-N	5.88	1.41	1.33
9	K8	1210	SER	C-N	-5.88	1.26	1.33
10	C32	1414	ASP	C-N	-5.88	1.25	1.33
10	C24	980	ASP	C-N	-5.87	1.25	1.33
10	C	980	ASP	C-N	-5.87	1.25	1.33
10	C8	1296	CYS	C-N	5.87	1.41	1.33
10	C8	1570	ASP	C-N	-5.87	1.25	1.33
19	4	210	GLN	C-N	-5.87	1.25	1.33
2	M	205	CYS	C-N	5.87	1.41	1.33
10	C24	1288	VAL	C-N	5.87	1.42	1.33
10	C8	1522	ILE	C-N	-5.87	1.26	1.33
2	M8	164	HIS	C-N	-5.87	1.27	1.33
10	C16	985	LYS	C-N	-5.87	1.25	1.34
10	C16	1320	GLN	C-N	5.87	1.41	1.33
11	A16	234	TYR	C-N	-5.87	1.25	1.34
19	4	343	LEU	C-N	-5.87	1.25	1.33
20	E	300	ALA	C-N	-5.87	1.25	1.34

*Continued on next page...*

*Continued from previous page...*

Mol	Chain	Res	Type	Atoms	Z	Observed(Å)	Ideal(Å)
23	J8	645	ASP	C-N	-5.87	1.26	1.33
10	C16	1089	ALA	C-N	-5.86	1.26	1.33
10	C24	644	ASN	C-N	5.86	1.41	1.33
10	C16	752	ASN	C-N	-5.86	1.26	1.33
10	C24	1522	ILE	C-N	-5.86	1.26	1.33
20	E	330	SER	C-N	-5.86	1.26	1.33
21	H16	364	GLU	C-N	-5.86	1.26	1.33
2	M8	504	GLN	C-N	5.86	1.42	1.33
3	N8	280	ASN	C-N	-5.86	1.25	1.33
11	A24	626	GLU	C-N	-5.86	1.26	1.33
10	C24	1512	GLY	C-N	-5.86	1.25	1.33
10	C8	644	ASN	C-N	5.86	1.41	1.33
18	B8	125	GLN	C-N	-5.86	1.25	1.34
23	J32	645	ASP	C-N	-5.86	1.26	1.33
6	O	118	SER	C-N	-5.86	1.25	1.33
19	48	347	ALA	C-N	-5.86	1.25	1.34
14	W	587	SER	C-N	-5.86	1.25	1.33
10	C8	1089	ALA	C-N	-5.86	1.26	1.33
10	C8	1454	ALA	C-N	-5.86	1.25	1.33
11	A16	626	GLU	C-N	-5.86	1.26	1.33
20	E8	330	SER	C-N	-5.86	1.26	1.33
22	I24	183	ILE	C-N	-5.86	1.26	1.33
12	A48	442	THR	C-N	-5.86	1.25	1.34
7	Q16	330	PRO	C-N	-5.86	1.25	1.33
13	V	869	TYR	C-N	5.86	1.42	1.33
14	W	616	GLY	C-N	-5.86	1.25	1.34
10	C	640	GLN	C-N	5.86	1.41	1.33
10	C	1454	ALA	C-N	-5.86	1.25	1.33
10	C	1512	GLY	C-N	-5.86	1.25	1.33
10	C8	1506	LYS	C-N	-5.86	1.25	1.33
7	Q8	330	PRO	C-N	-5.85	1.25	1.33
18	B	446	GLY	C-N	5.85	1.42	1.34
12	A	234	TYR	C-N	-5.85	1.25	1.34
10	C32	1826	ALA	C-N	5.85	1.41	1.33
10	C16	644	ASN	C-N	5.85	1.41	1.33
10	C16	1512	GLY	C-N	-5.85	1.25	1.33
12	A48	788	PRO	C-N	-5.85	1.24	1.33
3	N	143	SER	C-N	5.85	1.42	1.33
2	M8	497	PRO	N-CD	5.85	1.55	1.47
5	P8	82	GLU	C-N	-5.85	1.25	1.33
12	A	424	THR	C-N	-5.85	1.26	1.33
18	B	177	ARG	C-N	-5.85	1.25	1.33

*Continued on next page...*

*Continued from previous page...*

Mol	Chain	Res	Type	Atoms	Z	Observed(Å)	Ideal(Å)
12	A48	234	TYR	C-N	-5.85	1.25	1.34
10	C8	1719	ASP	C-N	-5.85	1.26	1.33
7	Q	330	PRO	C-N	-5.84	1.25	1.33
10	C16	468	GLU	C-N	-5.84	1.25	1.33
20	E8	300	ALA	C-N	-5.84	1.25	1.34
10	C32	985	LYS	C-N	-5.84	1.25	1.34
3	N	171	GLY	C-N	5.84	1.41	1.33
5	P16	225	GLN	C-N	5.84	1.42	1.33
9	K8	801	ALA	C-N	-5.84	1.26	1.33
5	P	182	LYS	C-N	-5.84	1.25	1.33
12	A	442	THR	C-N	-5.84	1.25	1.34
10	C	1570	ASP	C-N	-5.84	1.25	1.33
19	4	255	GLY	C-N	5.84	1.38	1.33
22	I	183	ILE	C-N	-5.84	1.26	1.33
18	B	1659	ILE	C-N	5.84	1.41	1.34
2	M16	164	HIS	C-N	-5.84	1.27	1.33
18	B	68	ASP	C-N	-5.84	1.25	1.33
10	C16	1288	VAL	C-N	5.83	1.41	1.33
18	B	1418	ALA	C-N	5.83	1.41	1.33
22	I8	183	ILE	C-N	-5.83	1.26	1.33
1	R8	1201	LEU	C-N	5.83	1.41	1.33
3	N8	171	GLY	C-N	5.83	1.41	1.33
5	P8	23	PRO	N-CD	-5.83	1.39	1.47
5	P16	204	SER	C-N	-5.83	1.25	1.34
10	C16	1506	LYS	C-N	-5.83	1.25	1.33
19	48	210	GLN	C-N	-5.83	1.25	1.33
10	C32	1570	ASP	C-N	-5.83	1.25	1.33
2	M8	360	LEU	C-N	-5.83	1.26	1.33
2	M16	327	SER	C-N	-5.83	1.25	1.33
3	N8	143	SER	C-N	5.83	1.42	1.33
5	P16	20	GLU	C-N	5.83	1.42	1.33
10	C	1522	ILE	C-N	-5.83	1.26	1.33
5	P8	560	VAL	C-N	-5.83	1.26	1.33
10	C8	1312	SER	C-N	-5.83	1.25	1.33
11	A24	788	PRO	C-N	-5.83	1.24	1.33
10	C	1089	ALA	C-N	-5.83	1.26	1.33
3	N16	143	SER	C-N	5.83	1.42	1.33
5	P8	586	GLU	C-N	-5.83	1.26	1.33
11	A24	234	TYR	C-N	-5.83	1.25	1.34
10	C24	1652	LEU	C-N	-5.83	1.25	1.33
10	C8	1401	THR	C-N	-5.83	1.26	1.33
11	A16	726	ASN	C-N	-5.83	1.26	1.33

*Continued on next page...*

*Continued from previous page...*

Mol	Chain	Res	Type	Atoms	Z	Observed(Å)	Ideal(Å)
10	C32	752	ASN	C-N	-5.83	1.26	1.33
2	M	504	GLN	C-N	5.82	1.41	1.33
19	4	347	ALA	C-N	-5.82	1.25	1.34
10	C32	1512	GLY	C-N	-5.82	1.26	1.33
3	N8	257	ASP	C-N	-5.82	1.25	1.33
5	P	560	VAL	C-N	-5.82	1.26	1.33
5	P8	204	SER	C-N	-5.82	1.25	1.33
10	C16	408	GLU	C-N	-5.82	1.26	1.33
18	B8	1279	THR	C-N	-5.82	1.25	1.33
10	C32	644	ASN	C-N	5.82	1.41	1.33
3	N16	257	ASP	C-N	-5.82	1.25	1.33
10	C16	113	LEU	C-N	-5.82	1.26	1.33
10	C8	1116	SER	C-N	-5.82	1.26	1.33
10	C32	1288	VAL	C-N	5.82	1.41	1.33
5	P16	82	GLU	C-N	-5.82	1.25	1.33
9	K8	609	SER	C-N	-5.82	1.25	1.34
10	C16	1826	ALA	C-N	5.82	1.41	1.33
14	W	783	LYS	C-N	-5.82	1.26	1.33
18	B	256	VAL	C-N	-5.82	1.25	1.33
18	B8	146	THR	C-N	-5.82	1.26	1.33
1	R16	1201	LEU	C-N	5.82	1.41	1.33
3	N16	280	ASN	C-N	-5.82	1.25	1.33
11	A16	713	ASP	C-N	-5.82	1.26	1.33
23	J16	645	ASP	C-N	-5.82	1.26	1.33
1	R	1201	LEU	C-N	5.81	1.41	1.33
2	M	464	ALA	C-N	5.81	1.41	1.33
10	C24	985	LYS	C-N	-5.81	1.25	1.34
19	4	108	HIS	C-N	-5.81	1.25	1.33
10	C16	1652	LEU	C-N	-5.81	1.25	1.33
19	48	108	HIS	C-N	-5.81	1.25	1.33
23	J32	655	GLU	C-N	-5.81	1.26	1.33
5	P16	586	GLU	C-N	-5.81	1.26	1.33
18	B8	177	ARG	C-N	-5.81	1.26	1.33
9	K8	1237	PRO	C-N	5.81	1.42	1.33
10	C16	1448	LEU	C-N	-5.81	1.26	1.33
18	B	107	ARG	C-N	-5.81	1.26	1.33
12	A48	424	THR	C-N	-5.81	1.26	1.33
5	P8	20	GLU	C-N	5.81	1.41	1.33
10	C16	1570	ASP	C-N	-5.81	1.25	1.33
11	A24	4	ASP	C-N	5.81	1.42	1.34
10	C8	1826	ALA	C-N	5.81	1.41	1.33
22	I16	183	ILE	C-N	-5.81	1.26	1.33

*Continued on next page...*

*Continued from previous page...*

Mol	Chain	Res	Type	Atoms	Z	Observed(Å)	Ideal(Å)
24	D16	1440	PRO	CA-C	5.81	1.55	1.51
3	N	39	GLY	C-N	5.80	1.40	1.33
5	P	225	GLN	C-N	5.80	1.42	1.33
10	C	1441	TYR	C-N	5.80	1.42	1.33
10	C	752	ASN	C-N	-5.80	1.26	1.33
10	C8	656	THR	C-N	-5.80	1.26	1.33
2	M	497	PRO	N-CD	5.80	1.55	1.47
19	48	343	LEU	C-N	-5.80	1.25	1.33
22	I24	176	ALA	C-N	-5.80	1.26	1.33
2	M16	431	ASN	C-N	-5.80	1.26	1.33
10	C8	1288	VAL	C-N	5.80	1.41	1.33
2	M8	327	SER	C-N	-5.80	1.25	1.33
3	N8	39	GLY	C-N	5.80	1.40	1.33
10	C16	640	GLN	C-N	5.80	1.41	1.33
15	J	572	ASP	C-N	-5.80	1.26	1.33
21	H16	184	THR	C-N	-5.79	1.25	1.34
10	C16	1084	LYS	C-N	-5.79	1.25	1.33
11	A32	234	TYR	C-N	-5.79	1.25	1.34
22	I16	148	VAL	C-N	5.79	1.42	1.33
10	C32	113	LEU	C-N	-5.79	1.26	1.33
2	M8	431	ASN	C-N	-5.79	1.26	1.33
5	P	586	GLU	C-N	-5.79	1.26	1.33
13	V	738	ALA	C-N	-5.79	1.26	1.33
21	H24	213	SER	C-N	-5.79	1.26	1.33
10	C32	468	GLU	C-N	-5.79	1.25	1.33
5	P8	225	GLN	C-N	5.79	1.42	1.33
12	A	726	ASN	C-N	-5.79	1.26	1.33
18	B	467	ILE	C-N	-5.79	1.26	1.33
21	H	213	SER	C-N	-5.79	1.26	1.33
9	K8	944	ASN	C-N	-5.79	1.26	1.33
10	C	1331	CYS	C-N	5.79	1.41	1.34
11	A16	4	ASP	C-N	5.79	1.42	1.34
23	J24	655	GLU	C-N	-5.79	1.26	1.33
2	M	468	HIS	C-N	5.78	1.42	1.34
10	C24	468	GLU	C-N	-5.78	1.25	1.33
9	K	1197	THR	C-N	-5.78	1.26	1.33
11	A24	726	ASN	C-N	-5.78	1.26	1.33
23	J32	709	LYS	C-N	-5.78	1.26	1.33
21	H8	213	SER	C-N	-5.78	1.26	1.33
5	P16	607	PHE	C-N	-5.78	1.25	1.34
10	C24	1826	ALA	C-N	5.78	1.41	1.33
11	A32	626	GLU	C-N	-5.78	1.26	1.33

*Continued on next page...*

*Continued from previous page...*

Mol	Chain	Res	Type	Atoms	Z	Observed(Å)	Ideal(Å)
18	B	1279	THR	C-N	-5.78	1.25	1.33
23	J16	709	LYS	C-N	-5.78	1.26	1.33
10	C32	1089	ALA	C-N	-5.78	1.26	1.33
23	J16	655	GLU	C-N	-5.78	1.26	1.33
3	N16	39	GLY	C-N	5.78	1.40	1.33
5	P16	247	GLU	C-N	-5.78	1.26	1.33
9	K8	863	ASP	C-N	-5.78	1.26	1.33
18	B	125	GLN	C-N	-5.78	1.25	1.34
18	B8	349	PHE	C-N	-5.78	1.25	1.33
7	Q16	330	PRO	N-CD	5.78	1.55	1.47
10	C	1793	VAL	C-N	5.78	1.41	1.33
18	B8	107	ARG	C-N	-5.78	1.26	1.33
12	A48	726	ASN	C-N	-5.78	1.26	1.33
10	C24	408	GLU	C-N	-5.77	1.26	1.33
18	B	1350	ILE	C-N	-5.77	1.25	1.33
18	B8	467	ILE	C-N	-5.77	1.26	1.33
11	A32	442	THR	C-N	-5.77	1.25	1.34
21	H16	213	SER	C-N	-5.77	1.26	1.33
10	C32	1084	LYS	C-N	-5.77	1.25	1.33
2	M	624	ASP	C-N	5.77	1.41	1.33
10	C	1506	LYS	C-N	-5.77	1.25	1.33
11	A32	99	THR	C-N	5.77	1.41	1.33
21	H	364	GLU	C-N	-5.77	1.26	1.33
9	K	801	ALA	C-N	-5.77	1.26	1.33
9	K	863	ASP	C-N	-5.77	1.26	1.33
10	C16	327	ILE	C-N	5.77	1.41	1.33
10	C	1826	ALA	C-N	5.77	1.41	1.33
10	C24	1441	TYR	C-N	5.77	1.42	1.33
11	A40	234	TYR	C-N	-5.77	1.26	1.34
5	P8	247	GLU	C-N	-5.76	1.26	1.33
11	A32	4	ASP	C-N	5.76	1.42	1.34
10	C32	1441	TYR	C-N	5.76	1.42	1.33
10	C32	1454	ALA	C-N	-5.76	1.26	1.33
7	Q	330	PRO	N-CD	5.76	1.55	1.47
9	K	978	GLY	C-N	5.76	1.41	1.33
19	4	382	ILE	C-N	-5.76	1.25	1.33
22	I8	176	ALA	C-N	-5.76	1.26	1.33
11	A40	442	THR	C-N	-5.76	1.26	1.34
15	J	659	GLU	C-N	-5.76	1.26	1.33
9	K	1237	PRO	C-N	5.76	1.41	1.33
15	J	706	ILE	C-N	-5.76	1.26	1.33
10	C8	408	GLU	C-N	-5.76	1.26	1.33

*Continued on next page...*



*Continued from previous page...*

Mol	Chain	Res	Type	Atoms	Z	Observed(Å)	Ideal(Å)
21	H8	184	THR	C-N	-5.76	1.26	1.34
2	M	431	ASN	C-N	-5.76	1.26	1.33
10	C24	1339	VAL	C-N	-5.76	1.26	1.33
10	C24	1454	ALA	C-N	-5.76	1.26	1.33
18	B8	68	ASP	C-N	-5.76	1.25	1.33
22	I	176	ALA	C-N	-5.76	1.26	1.33
10	C16	656	THR	C-N	-5.75	1.26	1.33
10	C16	1296	CYS	C-N	5.75	1.41	1.33
2	M16	415	ASP	C-N	-5.75	1.26	1.33
9	K	840	TRP	C-N	-5.75	1.26	1.33
10	C16	1116	SER	C-N	-5.75	1.26	1.33
11	A24	442	THR	C-N	-5.75	1.26	1.34
14	W	705	HIS	C-N	-5.75	1.25	1.33
10	C32	1719	ASP	C-N	-5.75	1.26	1.33
2	M8	468	HIS	C-N	5.75	1.41	1.34
5	P8	607	PHE	C-N	-5.75	1.26	1.34
10	C16	1410	LEU	C-N	5.75	1.40	1.33
20	E8	385	ASP	C-N	-5.75	1.26	1.34
21	H	184	THR	C-N	-5.75	1.26	1.34
12	A	269	GLY	C-N	-5.75	1.24	1.33
20	E8	488	LEU	C-N	-5.75	1.26	1.33
23	J8	709	LYS	C-N	-5.75	1.26	1.33
5	P	247	GLU	C-N	-5.75	1.26	1.33
6	O8	118	SER	C-N	-5.75	1.26	1.33
14	W	651	ARG	C-N	-5.75	1.26	1.33
10	C	1116	SER	C-N	-5.75	1.26	1.33
10	C	1719	ASP	C-N	-5.75	1.26	1.33
10	C32	408	GLU	C-N	-5.75	1.26	1.33
12	A48	626	GLU	C-N	-5.75	1.26	1.33
6	O16	118	SER	C-N	-5.75	1.26	1.33
2	M8	551	GLU	C-N	5.74	1.41	1.33
11	A32	269	GLY	C-N	-5.74	1.24	1.33
18	B8	1797	LEU	C-N	5.74	1.40	1.33
2	M16	551	GLU	C-N	5.74	1.41	1.33
9	K8	840	TRP	C-N	-5.74	1.26	1.33
10	C24	752	ASN	C-N	-5.74	1.26	1.33
10	C	1296	CYS	C-N	5.74	1.41	1.33
10	C8	113	LEU	C-N	-5.74	1.26	1.33
19	48	76	THR	C-N	5.74	1.41	1.33
5	P8	182	LYS	C-N	-5.74	1.25	1.33
5	P16	412	GLU	C-N	-5.74	1.26	1.33
18	B8	256	VAL	C-N	-5.74	1.25	1.33

*Continued on next page...*

*Continued from previous page...*

Mol	Chain	Res	Type	Atoms	Z	Observed(Å)	Ideal(Å)
20	E	488	LEU	C-N	-5.74	1.26	1.33
11	A32	726	ASN	C-N	-5.74	1.26	1.33
2	M8	624	ASP	C-N	5.74	1.41	1.33
18	B8	249	TYR	C-N	-5.74	1.25	1.33
21	H8	357	LYS	C-N	-5.74	1.26	1.33
5	P	204	SER	C-N	-5.73	1.26	1.33
2	M16	468	HIS	C-N	5.73	1.41	1.34
7	Q8	330	PRO	N-CD	5.73	1.55	1.47
10	C24	654	PRO	N-CD	-5.73	1.39	1.47
20	E	385	ASP	C-N	-5.73	1.26	1.34
10	C16	1719	ASP	C-N	-5.73	1.26	1.33
10	C	750	TYR	C-N	-5.73	1.26	1.33
11	A32	713	ASP	C-N	-5.73	1.26	1.33
18	B	146	THR	C-N	-5.73	1.26	1.33
19	4	76	THR	C-N	5.73	1.41	1.33
9	K8	1197	THR	C-N	-5.73	1.26	1.33
12	A	285	GLN	C-N	-5.73	1.26	1.33
9	K	944	ASN	C-N	-5.73	1.26	1.33
22	I	148	VAL	C-N	5.73	1.42	1.33
19	48	292	SER	C-N	-5.73	1.25	1.33
15	J	643	THR	C-N	-5.72	1.26	1.33
10	C	1448	LEU	C-N	-5.72	1.26	1.33
18	B	1249	LEU	C-N	5.72	1.42	1.33
18	B	1797	LEU	C-N	5.72	1.40	1.33
3	N16	225	PRO	C-N	-5.72	1.25	1.33
10	C24	640	GLN	C-N	5.72	1.41	1.33
21	H24	184	THR	C-N	-5.72	1.26	1.34
10	C32	726	GLU	C-N	5.72	1.42	1.33
10	C24	656	THR	C-N	-5.72	1.26	1.33
3	N8	225	PRO	C-N	-5.72	1.25	1.33
10	C16	1441	TYR	C-N	5.72	1.42	1.33
20	E	441	ARG	C-N	-5.72	1.25	1.33
10	C	327	ILE	C-N	5.72	1.41	1.33
19	48	370	SER	C-N	-5.72	1.25	1.33
10	C32	640	GLN	C-N	5.72	1.41	1.33
10	C24	113	LEU	C-N	-5.71	1.26	1.33
10	C24	1296	CYS	C-N	5.71	1.41	1.33
10	C	408	GLU	C-N	-5.71	1.26	1.33
19	48	382	ILE	C-N	-5.71	1.25	1.33
10	C32	1331	CYS	C-N	5.71	1.41	1.34
5	P16	182	LYS	C-N	-5.71	1.25	1.33
21	H	357	LYS	C-N	-5.71	1.26	1.33

*Continued on next page...*

*Continued from previous page...*

Mol	Chain	Res	Type	Atoms	Z	Observed(Å)	Ideal(Å)
9	K8	978	GLY	C-N	5.71	1.41	1.33
12	A	626	GLU	C-N	-5.71	1.26	1.33
2	M8	415	ASP	C-N	-5.71	1.26	1.33
2	M8	817	GLU	C-N	-5.71	1.26	1.34
10	C16	1454	ALA	C-N	-5.71	1.26	1.33
10	C24	1511	VAL	C-N	5.71	1.40	1.33
20	E8	441	ARG	C-N	-5.71	1.25	1.33
19	4	370	SER	C-N	-5.71	1.25	1.33
10	C32	1296	CYS	C-N	5.71	1.41	1.33
2	M8	256	HIS	C-N	-5.71	1.25	1.33
11	A32	111	MET	C-N	-5.71	1.26	1.33
10	C32	327	ILE	C-N	5.71	1.41	1.33
11	A16	99	THR	C-N	5.70	1.41	1.33
18	B8	1350	ILE	C-N	-5.70	1.25	1.33
19	48	52	SER	C-N	-5.70	1.25	1.33
10	C32	1197	GLN	C-N	-5.70	1.26	1.33
13	V	898	LEU	C-N	5.70	1.41	1.33
23	J8	655	GLU	C-N	-5.70	1.26	1.33
10	C16	1331	CYS	C-N	5.70	1.41	1.34
11	A16	111	MET	C-N	-5.70	1.26	1.33
19	4	52	SER	C-N	-5.70	1.25	1.33
3	N	44	GLY	C-N	5.70	1.37	1.33
21	H16	357	LYS	C-N	-5.70	1.26	1.33
2	M	551	GLU	C-N	5.69	1.41	1.33
2	M8	338	ASN	C-N	5.69	1.40	1.33
5	P	287	MET	C-N	5.69	1.39	1.33
9	K	632	ASP	C-N	-5.69	1.25	1.33
10	C8	1793	VAL	C-N	5.69	1.41	1.33
21	H16	319	GLY	C-N	-5.69	1.25	1.33
9	K8	632	ASP	C-N	-5.69	1.25	1.33
10	C8	327	ILE	C-N	5.69	1.41	1.33
18	B	181	SER	C-N	-5.69	1.26	1.33
10	C32	1339	VAL	C-N	-5.69	1.26	1.33
10	C16	1511	VAL	C-N	5.69	1.40	1.33
10	C24	1089	ALA	C-N	-5.69	1.26	1.33
11	A40	4	ASP	C-N	5.69	1.41	1.34
11	A16	442	THR	C-N	-5.69	1.26	1.34
18	B	249	TYR	C-N	-5.69	1.25	1.33
22	I	180	GLU	C-N	-5.69	1.26	1.33
10	C8	1197	GLN	C-N	-5.69	1.26	1.33
10	C8	1393	SER	C-N	5.69	1.41	1.33
5	P	607	PHE	C-N	-5.69	1.26	1.34

*Continued on next page...*

*Continued from previous page...*

Mol	Chain	Res	Type	Atoms	Z	Observed(Å)	Ideal(Å)
10	C24	1116	SER	C-N	-5.69	1.26	1.33
10	C	113	LEU	C-N	-5.68	1.26	1.33
10	C8	1331	CYS	C-N	5.68	1.41	1.34
10	C16	726	GLU	C-N	5.68	1.42	1.33
10	C16	1339	VAL	C-N	-5.68	1.26	1.33
11	A40	713	ASP	C-N	-5.68	1.26	1.33
18	B8	1366	LYS	C-N	-5.68	1.26	1.33
22	I16	180	GLU	C-N	-5.68	1.26	1.33
24	D32	1440	PRO	CA-C	5.68	1.55	1.51
10	C32	1116	SER	C-N	-5.68	1.26	1.33
10	C32	1793	VAL	C-N	5.68	1.41	1.33
11	A24	269	GLY	C-N	-5.68	1.24	1.33
15	J	586	GLU	C-N	-5.68	1.26	1.33
3	N	225	PRO	C-N	-5.68	1.25	1.33
10	C16	1393	SER	C-N	5.68	1.41	1.33
2	M16	817	GLU	C-N	-5.68	1.26	1.34
6	O8	105	ASN	C-N	-5.68	1.26	1.34
10	C	422	THR	C-N	-5.68	1.25	1.33
18	B8	1379	VAL	C-N	5.68	1.41	1.33
10	C32	1498	GLY	C-N	5.68	1.41	1.33
2	M	415	ASP	C-N	-5.68	1.26	1.33
2	M	817	GLU	C-N	-5.67	1.26	1.34
22	I24	148	VAL	C-N	5.67	1.42	1.33
10	C8	1342	SER	C-N	-5.67	1.26	1.33
18	B	349	PHE	C-N	-5.67	1.26	1.33
10	C32	656	THR	C-N	-5.67	1.26	1.33
9	K	862	SER	C-N	-5.67	1.26	1.33
13	V	749	GLU	C-N	5.67	1.42	1.33
10	C	726	GLU	C-N	5.67	1.42	1.33
10	C	656	THR	C-N	-5.67	1.26	1.33
18	B	1673	ARG	C-N	5.67	1.41	1.33
2	M16	338	ASN	C-N	5.67	1.40	1.33
2	M16	624	ASP	C-N	5.67	1.41	1.33
3	N16	53	THR	C-N	-5.67	1.25	1.33
10	C24	1793	VAL	C-N	5.67	1.41	1.33
11	A40	51	THR	C-N	5.67	1.41	1.34
11	A32	324	ARG	C-N	-5.67	1.26	1.33
18	B8	1673	ARG	C-N	5.67	1.41	1.33
19	4	292	SER	C-N	-5.67	1.25	1.33
21	H24	319	GLY	C-N	-5.67	1.25	1.33
10	C32	1410	LEU	C-N	5.67	1.40	1.33
10	C16	1793	VAL	C-N	5.66	1.41	1.33

*Continued on next page...*

*Continued from previous page...*

Mol	Chain	Res	Type	Atoms	Z	Observed(Å)	Ideal(Å)
10	C24	422	THR	C-N	-5.66	1.25	1.33
21	H24	209	GLU	C-N	-5.66	1.26	1.33
10	C24	1719	ASP	C-N	-5.66	1.26	1.33
22	I8	328	TYR	C-N	-5.66	1.26	1.33
15	J	712	GLU	C-N	-5.66	1.26	1.33
23	J24	605	LEU	C-N	-5.66	1.26	1.33
10	C24	1410	LEU	C-N	5.66	1.40	1.33
10	C	1342	SER	C-N	-5.66	1.26	1.33
6	O	105	ASN	C-N	-5.66	1.26	1.34
11	A32	51	THR	C-N	5.66	1.41	1.34
18	B	594	PHE	C-N	5.66	1.41	1.33
2	M	338	ASN	C-N	5.66	1.40	1.33
2	M16	484	LEU	C-N	-5.66	1.26	1.33
2	M16	591	ASP	C-N	5.66	1.42	1.33
11	A40	324	ARG	C-N	-5.66	1.26	1.33
10	C8	1511	VAL	C-N	5.66	1.40	1.33
23	J16	605	LEU	C-N	-5.66	1.26	1.33
10	C	1393	SER	C-N	5.65	1.41	1.33
10	C8	1441	TYR	C-N	5.65	1.42	1.33
2	M	256	HIS	C-N	-5.65	1.25	1.33
2	M	591	ASP	C-N	5.65	1.42	1.33
3	N16	194	ALA	C-N	-5.65	1.25	1.33
10	C16	654	PRO	N-CD	-5.65	1.39	1.47
11	A24	285	GLN	C-N	-5.65	1.26	1.33
2	M	163	SER	C-N	5.65	1.41	1.33
6	O16	105	ASN	C-N	-5.65	1.26	1.34
22	I	328	TYR	C-N	-5.65	1.26	1.33
3	N	53	THR	C-N	-5.65	1.25	1.33
11	A24	51	THR	C-N	5.65	1.41	1.34
10	C24	1197	GLN	C-N	-5.65	1.26	1.33
18	B8	374	ILE	C-N	-5.65	1.26	1.34
18	B8	1249	LEU	C-N	5.65	1.42	1.33
10	C32	422	THR	C-N	-5.65	1.25	1.33
10	C8	750	TYR	C-N	-5.65	1.26	1.33
22	I8	180	GLU	C-N	-5.65	1.26	1.33
10	C8	422	THR	C-N	-5.64	1.25	1.33
18	B8	1074	LYS	C-N	5.64	1.41	1.34
22	I8	148	VAL	C-N	5.64	1.42	1.33
23	J24	709	LYS	C-N	-5.64	1.26	1.33
10	C24	327	ILE	C-N	5.64	1.41	1.33
10	C	1197	GLN	C-N	-5.64	1.26	1.33
11	A32	285	GLN	C-N	-5.64	1.26	1.33

*Continued on next page...*

*Continued from previous page...*

Mol	Chain	Res	Type	Atoms	Z	Observed(Å)	Ideal(Å)
2	M8	751	GLU	C-N	5.64	1.41	1.33
21	H24	357	LYS	C-N	-5.64	1.26	1.33
22	I24	180	GLU	C-N	-5.64	1.26	1.33
2	M8	591	ASP	C-N	5.64	1.42	1.33
10	C24	1331	CYS	C-N	5.64	1.41	1.34
3	N8	53	THR	C-N	-5.64	1.25	1.33
1	R16	1355	ALA	C-N	-5.64	1.26	1.33
3	N16	44	GLY	C-N	5.64	1.37	1.33
5	P16	158	VAL	C-N	5.64	1.40	1.33
10	C16	422	THR	C-N	-5.64	1.25	1.33
13	V	914	GLU	C-N	-5.64	1.26	1.33
10	C8	740	LEU	C-N	5.64	1.41	1.33
10	C8	1179	THR	C-N	-5.64	1.26	1.33
22	I16	328	TYR	C-N	-5.64	1.26	1.33
9	K8	862	SER	C-N	-5.63	1.26	1.33
9	K8	1140	GLN	C-N	5.63	1.41	1.33
10	C8	1084	LYS	C-N	-5.63	1.25	1.33
10	C16	1197	GLN	C-N	-5.63	1.26	1.33
19	48	340	PRO	N-CD	5.63	1.55	1.47
10	C32	750	TYR	C-N	-5.63	1.26	1.33
18	B	1708	ARG	C-N	-5.63	1.26	1.33
3	N	194	ALA	C-N	-5.63	1.25	1.33
2	M16	256	HIS	C-N	-5.63	1.25	1.33
10	C16	1498	GLY	C-N	5.63	1.41	1.33
14	W	688	HIS	C-N	-5.63	1.26	1.33
11	A16	324	ARG	C-N	-5.63	1.26	1.33
10	C32	740	LEU	C-N	5.63	1.41	1.33
18	B	1074	LYS	C-N	5.63	1.41	1.34
10	C	1084	LYS	C-N	-5.62	1.25	1.33
5	P8	158	VAL	C-N	5.62	1.40	1.33
10	C16	1342	SER	C-N	-5.62	1.26	1.33
10	C24	1084	LYS	C-N	-5.62	1.25	1.33
13	V	853	GLN	C-N	-5.62	1.26	1.33
19	4	340	PRO	N-CD	5.62	1.55	1.47
10	C32	1342	SER	C-N	-5.62	1.26	1.33
2	M8	484	LEU	C-N	-5.62	1.26	1.33
10	C	654	PRO	N-CD	-5.62	1.39	1.47
10	C32	508	ILE	C-N	-5.62	1.26	1.33
9	K	638	TRP	C-N	5.62	1.41	1.33
15	J	577	GLN	C-N	-5.61	1.26	1.33
12	A48	285	GLN	C-N	-5.61	1.26	1.33
5	P8	412	GLU	C-N	-5.61	1.26	1.33

*Continued on next page...*

*Continued from previous page...*

Mol	Chain	Res	Type	Atoms	Z	Observed(Å)	Ideal(Å)
10	C24	726	GLU	C-N	5.61	1.42	1.33
10	C	1122	LEU	C-N	5.61	1.41	1.33
10	C	1410	LEU	C-N	5.61	1.40	1.33
2	M16	163	SER	C-N	5.61	1.41	1.33
10	C8	157	GLY	C-N	-5.61	1.26	1.33
10	C8	508	ILE	C-N	-5.61	1.26	1.33
10	C8	1410	LEU	C-N	5.61	1.40	1.33
11	A16	51	THR	C-N	5.61	1.41	1.34
18	B	961	PRO	C-N	5.61	1.41	1.33
3	N8	194	ALA	C-N	-5.61	1.25	1.33
1	R16	1259	ASN	C-N	5.61	1.40	1.33
10	C24	157	GLY	C-N	-5.61	1.26	1.33
14	W	638	VAL	C-N	-5.61	1.26	1.33
21	H	319	GLY	C-N	-5.61	1.25	1.33
10	C32	654	PRO	N-CD	-5.61	1.39	1.47
10	C16	1380	GLU	C-N	-5.61	1.26	1.33
10	C	1179	THR	C-N	-5.61	1.26	1.33
18	B	1366	LYS	C-N	-5.61	1.27	1.33
18	B8	181	SER	C-N	-5.61	1.26	1.33
10	C32	1393	SER	C-N	5.61	1.41	1.33
9	K	619	GLU	C-N	-5.60	1.25	1.33
9	K	629	SER	C-N	-5.60	1.26	1.33
10	C24	1393	SER	C-N	5.60	1.41	1.33
12	A	324	ARG	C-N	-5.60	1.26	1.33
18	B8	1708	ARG	C-N	-5.60	1.26	1.33
21	H8	319	GLY	C-N	-5.60	1.25	1.33
2	M	751	GLU	C-N	5.60	1.41	1.33
11	A24	713	ASP	C-N	-5.60	1.26	1.33
11	A40	285	GLN	C-N	-5.60	1.26	1.33
10	C8	654	PRO	N-CD	-5.60	1.40	1.47
18	B8	821	PHE	C-N	5.60	1.40	1.33
21	H	209	GLU	C-N	-5.60	1.26	1.33
10	C	1380	GLU	C-N	-5.60	1.26	1.33
17	F24	76	ASP	C-N	5.60	1.42	1.33
20	E	90	SER	C-N	-5.60	1.23	1.33
12	A48	713	ASP	C-N	-5.60	1.26	1.33
6	O16	152	GLU	C-N	-5.59	1.26	1.33
9	K	1135	THR	C-N	-5.59	1.26	1.34
9	K8	619	GLU	C-N	-5.59	1.25	1.33
9	K8	1135	THR	C-N	-5.59	1.26	1.34
10	C8	770	SER	C-N	5.59	1.41	1.33
20	E	498	LYS	C-N	-5.59	1.27	1.33

*Continued on next page...*

*Continued from previous page...*

Mol	Chain	Res	Type	Atoms	Z	Observed(Å)	Ideal(Å)
9	K	637	HIS	C-N	-5.59	1.25	1.33
11	A24	324	ARG	C-N	-5.59	1.26	1.33
10	C8	1498	GLY	C-N	5.59	1.41	1.33
19	48	249	PRO	C-N	-5.59	1.26	1.33
12	A	713	ASP	C-N	-5.59	1.26	1.33
10	C32	1340	PRO	C-N	-5.59	1.26	1.34
10	C24	1498	GLY	C-N	5.59	1.41	1.33
10	C	1339	VAL	C-N	-5.59	1.26	1.33
5	P8	641	GLN	C-N	-5.59	1.26	1.33
10	C16	750	TYR	C-N	-5.59	1.26	1.33
12	A	431	ARG	C-N	-5.59	1.26	1.33
15	J	605	LEU	C-N	-5.59	1.26	1.33
10	C	1511	VAL	C-N	5.59	1.40	1.33
19	48	4	PHE	C-N	-5.59	1.27	1.33
1	R8	1259	ASN	C-N	5.58	1.40	1.33
18	B	15	PRO	C-N	-5.58	1.25	1.33
24	D	1440	PRO	CA-C	5.58	1.54	1.51
1	R8	1355	ALA	C-N	-5.58	1.26	1.33
9	K	753	ASP	C-N	5.58	1.41	1.33
10	C16	149	PRO	C-N	5.58	1.41	1.33
10	C	149	PRO	C-N	5.58	1.41	1.33
9	K8	638	TRP	C-N	5.58	1.41	1.33
20	E8	90	SER	C-N	-5.58	1.23	1.33
21	H8	209	GLU	C-N	-5.58	1.26	1.33
9	K8	753	ASP	C-N	5.58	1.41	1.33
9	K8	844	SER	C-N	-5.58	1.26	1.33
10	C	1498	GLY	C-N	5.58	1.41	1.33
10	C8	149	PRO	C-N	5.58	1.41	1.33
19	4	4	PHE	C-N	-5.58	1.27	1.33
23	J8	605	LEU	C-N	-5.58	1.26	1.33
5	P	641	GLN	C-N	-5.58	1.26	1.33
10	C8	1122	LEU	C-N	5.58	1.41	1.33
5	P	158	VAL	C-N	5.58	1.40	1.33
10	C24	1340	PRO	C-N	-5.58	1.26	1.34
10	C24	1342	SER	C-N	-5.58	1.26	1.33
18	B8	961	PRO	C-N	5.58	1.41	1.33
22	I8	297	HIS	C-N	5.58	1.41	1.33
13	V	829	ARG	C-N	-5.57	1.26	1.33
10	C	1328	PHE	C-N	-5.57	1.26	1.33
18	B8	933	GLN	C-N	-5.57	1.26	1.33
19	48	385	TYR	C-N	-5.57	1.25	1.33
24	D8	1440	PRO	CA-C	5.57	1.54	1.51

*Continued on next page...*



*Continued from previous page...*

Mol	Chain	Res	Type	Atoms	Z	Observed(Å)	Ideal(Å)
2	M16	751	GLU	C-N	5.57	1.41	1.33
20	E8	498	LYS	C-N	-5.57	1.27	1.33
23	J32	605	LEU	C-N	-5.57	1.26	1.33
2	M16	605	SER	C-N	5.57	1.41	1.33
9	K8	763	LYS	C-N	-5.57	1.26	1.33
10	C16	1179	THR	C-N	-5.57	1.26	1.33
21	H8	274	THR	C-N	-5.57	1.26	1.33
22	I24	328	TYR	C-N	-5.57	1.26	1.33
18	B8	1619	ILE	C-N	5.57	1.41	1.33
5	P	412	GLU	C-N	-5.57	1.26	1.33
6	O16	158	ASP	C-N	5.57	1.41	1.33
11	A40	582	ASP	C-N	5.57	1.41	1.34
10	C	268	ILE	C-N	-5.57	1.26	1.33
11	A16	285	GLN	C-N	-5.57	1.26	1.33
17	F8	76	ASP	C-N	5.57	1.42	1.33
10	C32	1179	THR	C-N	-5.57	1.26	1.33
12	A48	324	ARG	C-N	-5.57	1.26	1.33
1	R	1351	PRO	N-CD	5.57	1.55	1.47
5	P8	287	MET	C-N	5.57	1.39	1.33
5	P16	641	GLN	C-N	-5.57	1.26	1.33
10	C24	740	LEU	C-N	5.57	1.41	1.33
10	C24	804	PRO	C-N	-5.57	1.26	1.33
18	B	398	ILE	C-N	-5.57	1.26	1.33
20	E	177	SER	C-N	-5.57	1.26	1.33
2	M8	605	SER	C-N	5.56	1.41	1.33
21	H24	274	THR	C-N	-5.56	1.26	1.33
9	K8	637	HIS	C-N	-5.56	1.25	1.33
9	K8	748	THR	C-N	-5.56	1.27	1.34
10	C16	740	LEU	C-N	5.56	1.41	1.33
10	C8	1339	VAL	C-N	-5.56	1.26	1.33
19	4	249	PRO	C-N	-5.56	1.26	1.33
10	C16	508	ILE	C-N	-5.56	1.26	1.33
3	N8	44	GLY	C-N	5.56	1.37	1.33
11	A40	810	PRO	C-N	-5.56	1.26	1.34
10	C8	609	SER	C-N	-5.56	1.26	1.33
20	E	503	THR	C-N	-5.56	1.26	1.34
12	A48	111	MET	C-N	-5.56	1.26	1.33
5	P8	698	GLY	C-N	-5.56	1.26	1.33
10	C	508	ILE	C-N	-5.56	1.26	1.33
18	B8	594	PHE	C-N	5.56	1.41	1.33
10	C	1340	PRO	C-N	-5.56	1.26	1.34
6	O16	108	SER	C-N	5.55	1.41	1.33

*Continued on next page...*

*Continued from previous page...*

Mol	Chain	Res	Type	Atoms	Z	Observed(Å)	Ideal(Å)
11	A24	111	MET	C-N	-5.55	1.26	1.33
10	C24	750	TYR	C-N	-5.55	1.26	1.33
11	A40	431	ARG	C-N	-5.55	1.26	1.33
10	C32	3	SER	C-N	-5.55	1.25	1.33
12	A	111	MET	C-N	-5.55	1.26	1.33
10	C	1392	ALA	C-N	5.55	1.41	1.33
21	H	274	THR	C-N	-5.55	1.26	1.33
10	C32	1511	VAL	C-N	5.55	1.40	1.33
1	R	1259	ASN	C-N	5.55	1.40	1.33
10	C24	1179	THR	C-N	-5.55	1.26	1.33
10	C8	1380	GLU	C-N	-5.55	1.26	1.33
17	F	76	ASP	C-N	5.55	1.42	1.33
20	E8	177	SER	C-N	-5.55	1.26	1.33
2	M16	459	LEU	C-N	5.55	1.41	1.33
10	C8	3	SER	C-N	-5.55	1.25	1.33
10	C8	1338	ASP	C-N	5.55	1.38	1.33
18	B	374	ILE	C-N	-5.55	1.26	1.34
20	E8	350	GLU	C-N	-5.55	1.25	1.33
22	I24	297	HIS	C-N	5.55	1.41	1.33
10	C16	1340	PRO	C-N	-5.55	1.26	1.34
10	C	740	LEU	C-N	5.55	1.41	1.33
9	K	748	THR	C-N	-5.54	1.27	1.34
18	B8	654	CYS	C-N	5.54	1.41	1.33
2	M8	211	MET	C-N	5.54	1.40	1.33
9	K	960	LYS	C-N	-5.54	1.26	1.33
9	K	1140	GLN	C-N	5.54	1.41	1.33
10	C24	1380	GLU	C-N	-5.54	1.26	1.33
22	I	297	HIS	C-N	5.54	1.41	1.33
2	M16	488	HIS	C-N	-5.54	1.26	1.33
1	R	1355	ALA	C-N	-5.54	1.26	1.33
5	P16	698	GLY	C-N	-5.54	1.26	1.33
11	A24	582	ASP	C-N	5.54	1.41	1.34
11	A16	582	ASP	C-N	5.54	1.41	1.34
18	B8	286	GLN	C-N	-5.54	1.26	1.33
18	B8	1062	SER	C-N	5.54	1.41	1.33
20	E	350	GLU	C-N	-5.54	1.25	1.33
10	C	1757	GLN	C-N	-5.54	1.26	1.33
10	C8	1757	GLN	C-N	-5.54	1.26	1.33
1	R8	1351	PRO	N-CD	5.54	1.55	1.47
5	P	12	GLU	C-N	-5.54	1.25	1.33
6	O8	158	ASP	C-N	5.54	1.41	1.33
10	C16	1	MET	C-N	-5.54	1.26	1.33

*Continued on next page...*

*Continued from previous page...*

Mol	Chain	Res	Type	Atoms	Z	Observed(Å)	Ideal(Å)
10	C	1338	ASP	C-N	5.54	1.38	1.33
11	A32	582	ASP	C-N	5.54	1.41	1.34
10	C32	1139	ARG	C-N	-5.53	1.25	1.33
19	4	385	TYR	C-N	-5.53	1.25	1.33
11	A24	431	ARG	C-N	-5.53	1.26	1.33
18	B8	398	ILE	C-N	-5.53	1.26	1.33
21	H16	274	THR	C-N	-5.53	1.26	1.33
6	O	152	GLU	C-N	-5.53	1.26	1.33
5	P16	555	GLU	C-N	-5.53	1.26	1.33
2	M	211	MET	C-N	5.53	1.40	1.33
10	C16	1139	ARG	C-N	-5.53	1.25	1.33
10	C24	508	ILE	C-N	-5.53	1.26	1.33
13	V	759	ALA	C-N	5.53	1.41	1.33
17	F16	76	ASP	C-N	5.53	1.42	1.33
18	B	1379	VAL	C-N	5.53	1.41	1.33
18	B	1938	LYS	C-N	-5.53	1.26	1.34
2	M8	516	VAL	C-N	-5.53	1.26	1.33
12	A	582	ASP	C-N	5.53	1.41	1.34
22	I16	297	HIS	C-N	5.53	1.41	1.33
24	D40	1440	PRO	CA-C	5.53	1.54	1.51
18	B8	1394	TRP	C-N	5.52	1.42	1.33
9	K8	629	SER	C-N	-5.52	1.26	1.33
12	A	432	GLN	C-N	-5.52	1.26	1.33
10	C32	1	MET	C-N	-5.52	1.26	1.33
10	C32	157	GLY	C-N	-5.52	1.26	1.33
2	M	484	LEU	C-N	-5.52	1.26	1.33
9	K8	1123	ARG	C-N	5.52	1.41	1.33
10	C8	1139	ARG	C-N	-5.52	1.25	1.33
19	4	445	VAL	C-N	-5.52	1.24	1.33
20	E8	93	GLU	C-N	-5.52	1.26	1.33
10	C32	804	PRO	C-N	-5.52	1.26	1.33
2	M8	163	SER	C-N	5.52	1.41	1.33
1	R16	1252	VAL	C-N	-5.52	1.26	1.33
7	Q	239	ARG	C-N	-5.52	1.25	1.33
10	C16	1122	LEU	C-N	5.52	1.41	1.33
10	C8	1328	PHE	C-N	-5.52	1.26	1.33
19	48	445	VAL	C-N	-5.52	1.24	1.33
10	C24	1	MET	C-N	-5.52	1.26	1.33
10	C16	3	SER	C-N	-5.51	1.25	1.33
18	B8	1604	ASN	C-N	5.51	1.41	1.33
9	K	844	SER	C-N	-5.51	1.26	1.33
10	C16	804	PRO	C-N	-5.51	1.26	1.33

*Continued on next page...*

*Continued from previous page...*

Mol	Chain	Res	Type	Atoms	Z	Observed(Å)	Ideal(Å)
10	C24	1139	ARG	C-N	-5.51	1.25	1.33
18	B8	1318	ALA	C-N	5.51	1.41	1.33
10	C32	1380	GLU	C-N	-5.51	1.26	1.33
11	A32	803	PRO	N-CD	-5.51	1.40	1.47
18	B	654	CYS	C-N	5.51	1.41	1.33
10	C16	1338	ASP	C-N	5.51	1.38	1.33
10	C	1139	ARG	C-N	-5.51	1.25	1.33
21	H	354	ASN	C-N	-5.51	1.26	1.33
2	M	605	SER	C-N	5.51	1.41	1.33
3	N8	210	THR	C-N	-5.51	1.26	1.33
5	P8	151	LEU	C-N	5.51	1.41	1.33
14	W	650	LYS	C-N	-5.51	1.26	1.33
10	C	770	SER	C-N	5.51	1.41	1.33
11	A24	803	PRO	N-CD	-5.50	1.40	1.47
6	O	222	PRO	N-CD	5.50	1.55	1.47
5	P16	572	SER	C-N	5.50	1.41	1.33
10	C24	268	ILE	C-N	-5.50	1.26	1.33
21	H16	163	PRO	N-CD	-5.50	1.40	1.47
21	H16	209	GLU	C-N	-5.50	1.26	1.33
6	O	158	ASP	C-N	5.50	1.41	1.33
18	B8	15	PRO	C-N	-5.50	1.25	1.33
10	C16	1750	GLN	C-N	-5.50	1.26	1.33
18	B	933	GLN	C-N	-5.50	1.26	1.33
18	B8	1938	LYS	C-N	-5.50	1.26	1.34
12	A48	582	ASP	C-N	5.50	1.41	1.34
2	M	516	VAL	C-N	-5.50	1.26	1.33
6	O	108	SER	C-N	5.50	1.41	1.33
11	A40	432	GLN	C-N	-5.50	1.26	1.33
11	A40	781	LEU	C-N	-5.50	1.27	1.33
14	W	754	VAL	C-N	5.50	1.40	1.33
15	J	593	VAL	C-N	-5.50	1.26	1.33
16	A8	111	MET	C-N	-5.50	1.26	1.33
18	B	1633	SER	C-N	5.50	1.41	1.33
18	B8	40	LEU	C-N	5.50	1.41	1.34
11	A32	810	PRO	C-N	-5.50	1.26	1.34
2	M8	488	HIS	C-N	-5.49	1.26	1.33
5	P	151	LEU	C-N	5.49	1.41	1.33
5	P16	622	ALA	C-N	-5.49	1.26	1.33
10	C	157	GLY	C-N	-5.49	1.26	1.33
6	O8	152	GLU	C-N	-5.49	1.26	1.33
7	Q8	208	ARG	C-N	-5.49	1.25	1.33
10	C16	157	GLY	C-N	-5.49	1.26	1.33

*Continued on next page...*

*Continued from previous page...*

Mol	Chain	Res	Type	Atoms	Z	Observed(Å)	Ideal(Å)
10	C24	149	PRO	C-N	5.49	1.41	1.33
10	C24	1122	LEU	C-N	5.49	1.41	1.33
10	C32	1392	ALA	C-N	5.49	1.41	1.33
5	P	572	SER	C-N	5.49	1.41	1.33
5	P	709	GLY	C-N	-5.49	1.26	1.33
9	K	1204	THR	C-N	5.49	1.41	1.34
10	C	233	ASP	C-N	-5.49	1.27	1.33
10	C8	1	MET	C-N	-5.49	1.27	1.33
5	P16	12	GLU	C-N	-5.49	1.26	1.33
10	C	1042	GLU	C-N	-5.49	1.26	1.33
11	A32	149	GLN	C-N	-5.49	1.26	1.34
7	Q	208	ARG	C-N	-5.49	1.25	1.33
10	C24	3	SER	C-N	-5.49	1.25	1.33
11	A40	803	PRO	N-CD	-5.49	1.40	1.47
12	A48	432	GLN	C-N	-5.49	1.27	1.33
12	A48	803	PRO	N-CD	-5.49	1.40	1.47
10	C8	804	PRO	C-N	-5.48	1.26	1.33
9	K	1123	ARG	C-N	5.48	1.41	1.33
10	C	804	PRO	C-N	-5.48	1.26	1.33
10	C8	1340	PRO	C-N	-5.48	1.26	1.34
10	C8	1392	ALA	C-N	5.48	1.41	1.33
18	B	1318	ALA	C-N	5.48	1.41	1.33
19	4	425	LEU	C-N	-5.48	1.25	1.33
11	A16	149	GLN	C-N	-5.48	1.26	1.34
2	M	488	HIS	C-N	-5.48	1.26	1.33
5	P	698	GLY	C-N	-5.48	1.26	1.33
5	P16	287	MET	C-N	5.48	1.38	1.33
9	K	763	LYS	C-N	-5.48	1.27	1.33
10	C16	233	ASP	C-N	-5.48	1.27	1.33
10	C8	268	ILE	C-N	-5.48	1.26	1.33
18	B8	278	THR	C-N	5.48	1.41	1.33
12	A48	431	ARG	C-N	-5.48	1.26	1.33
5	P16	151	LEU	C-N	5.48	1.40	1.33
10	C16	268	ILE	C-N	-5.48	1.26	1.33
11	A32	406	MET	C-N	-5.48	1.26	1.33
18	B8	650	LYS	C-N	5.47	1.41	1.33
19	4	330	LYS	C-N	-5.47	1.26	1.33
22	I16	209	TRP	NE1-CE2	-5.47	1.31	1.37
1	R	1258	ALA	C-N	5.47	1.41	1.33
1	R16	1351	PRO	N-CD	5.47	1.55	1.47
10	C24	609	SER	C-N	-5.47	1.26	1.33
12	A	447	ILE	C-N	-5.47	1.26	1.33

*Continued on next page...*

*Continued from previous page...*

Mol	Chain	Res	Type	Atoms	Z	Observed(Å)	Ideal(Å)
12	A	803	PRO	N-CD	-5.47	1.40	1.47
1	R	1440	PRO	C-N	-5.47	1.26	1.34
5	P8	12	GLU	C-N	-5.47	1.26	1.33
7	Q16	208	ARG	C-N	-5.47	1.25	1.33
10	C	3	SER	C-N	-5.47	1.25	1.33
18	B8	817	CYS	C-N	5.47	1.42	1.33
10	C	1154	TRP	NE1-CE2	-5.47	1.31	1.37
5	P8	709	GLY	C-N	-5.47	1.26	1.33
15	J	611	GLN	C-N	-5.47	1.26	1.33
10	C8	233	ASP	C-N	-5.47	1.27	1.33
2	M8	459	LEU	C-N	5.47	1.41	1.33
9	K8	960	LYS	C-N	-5.47	1.26	1.33
10	C8	1750	GLN	C-N	-5.47	1.26	1.33
21	H8	354	ASN	C-N	-5.47	1.27	1.33
1	R8	1252	VAL	C-N	-5.46	1.26	1.33
7	Q8	239	ARG	C-N	-5.46	1.25	1.33
9	K8	858	ILE	C-N	-5.46	1.26	1.33
18	B	232	GLU	C-N	-5.46	1.26	1.33
20	E	93	GLU	C-N	-5.46	1.26	1.33
20	E8	503	THR	C-N	-5.46	1.26	1.34
21	H24	354	ASN	C-N	-5.46	1.27	1.33
5	P	555	GLU	C-N	-5.46	1.26	1.33
18	B8	1633	SER	C-N	5.46	1.41	1.33
22	I8	209	TRP	NE1-CE2	-5.46	1.31	1.37
10	C8	1042	GLU	C-N	-5.46	1.26	1.33
18	B	278	THR	C-N	5.46	1.41	1.33
18	B	286	GLN	C-N	-5.46	1.26	1.33
19	48	330	LYS	C-N	-5.46	1.26	1.33
21	H	163	PRO	N-CD	-5.46	1.40	1.47
9	K	869	GLU	C-N	-5.46	1.27	1.33
10	C16	1392	ALA	C-N	5.46	1.41	1.33
5	P16	210	ILE	C-N	-5.46	1.26	1.33
10	C24	1392	ALA	C-N	5.46	1.41	1.33
10	C32	1042	GLU	C-N	-5.46	1.26	1.33
14	W	630	ASN	C-N	-5.46	1.25	1.33
18	B	363	PHE	C-N	5.46	1.41	1.33
18	B	1394	TRP	C-N	5.46	1.42	1.33
18	B	1604	ASN	C-N	5.46	1.41	1.33
20	E	120	ALA	C-N	-5.46	1.27	1.33
10	C32	609	SER	C-N	-5.46	1.27	1.33
2	M16	211	MET	C-N	5.46	1.40	1.33
5	P8	210	ILE	C-N	-5.46	1.26	1.33

*Continued on next page...*

*Continued from previous page...*

Mol	Chain	Res	Type	Atoms	Z	Observed(Å)	Ideal(Å)
10	C	1	MET	C-N	-5.46	1.27	1.33
6	O8	225	LYS	C-N	-5.45	1.25	1.33
10	C	609	SER	C-N	-5.45	1.27	1.33
18	B8	1667	ASP	C-N	5.45	1.45	1.33
20	E	180	THR	C-N	-5.45	1.26	1.33
10	C32	149	PRO	C-N	5.45	1.41	1.33
10	C32	1750	GLN	C-N	-5.45	1.26	1.33
6	O8	222	PRO	N-CD	5.45	1.55	1.47
10	C8	505	PHE	C-N	-5.45	1.26	1.33
18	B	821	PHE	C-N	5.45	1.40	1.33
18	B	1062	SER	C-N	5.45	1.41	1.33
3	N	210	THR	C-N	-5.45	1.26	1.33
10	C	563	THR	C-N	-5.45	1.25	1.33
10	C32	1424	GLN	C-N	5.45	1.41	1.34
21	H24	163	PRO	N-CD	-5.45	1.40	1.47
10	C32	233	ASP	C-N	-5.45	1.27	1.33
10	C24	1750	GLN	C-N	-5.45	1.26	1.33
18	B8	566	LYS	C-N	-5.45	1.26	1.34
5	P8	397	HIS	C-N	-5.45	1.26	1.33
5	P8	622	ALA	C-N	-5.45	1.26	1.33
18	B8	1201	LYS	C-N	-5.45	1.27	1.33
10	C	1750	GLN	C-N	-5.44	1.26	1.33
5	P16	709	GLY	C-N	-5.44	1.26	1.33
9	K8	869	GLU	C-N	-5.44	1.27	1.33
10	C16	1042	GLU	C-N	-5.44	1.26	1.33
18	B8	1724	MET	C-N	-5.44	1.26	1.33
18	B	650	LYS	C-N	5.44	1.41	1.33
18	B	1201	LYS	C-N	-5.44	1.27	1.33
20	E8	460	ALA	C-N	-5.44	1.26	1.33
2	M8	487	TRP	C-N	5.44	1.42	1.33
9	K8	1234	ARG	C-N	-5.44	1.26	1.33
10	C32	268	ILE	C-N	-5.44	1.27	1.33
5	P	210	ILE	C-N	-5.44	1.26	1.33
5	P	397	HIS	C-N	-5.44	1.26	1.33
5	P8	583	GLY	C-N	-5.44	1.26	1.33
6	O8	108	SER	C-N	5.44	1.41	1.33
10	C24	875	LEU	C-N	-5.44	1.26	1.33
11	A40	111	MET	C-N	-5.44	1.26	1.33
18	B	40	LEU	C-N	5.44	1.41	1.34
18	B	1034	ALA	C-N	5.44	1.41	1.33
18	B8	1802	ASP	C-N	-5.44	1.26	1.33
10	C32	1757	GLN	C-N	-5.44	1.26	1.33

*Continued on next page...*

*Continued from previous page...*

Mol	Chain	Res	Type	Atoms	Z	Observed(Å)	Ideal(Å)
1	R8	1258	ALA	C-N	5.44	1.41	1.33
11	A16	803	PRO	N-CD	-5.44	1.40	1.47
1	R	1128	ALA	C-N	-5.43	1.26	1.33
19	48	26	SER	C-N	-5.43	1.26	1.34
5	P	604	TYR	C-N	-5.43	1.26	1.33
6	O	225	LYS	C-N	-5.43	1.25	1.33
5	P16	604	TYR	C-N	-5.43	1.26	1.33
9	K	1153	ALA	C-N	-5.43	1.25	1.33
9	K	1234	ARG	C-N	-5.43	1.26	1.33
9	K8	1143	TRP	C-N	-5.43	1.26	1.34
10	C24	1042	GLU	C-N	-5.43	1.26	1.33
18	B	12	TRP	C-N	5.43	1.40	1.33
10	C32	505	PHE	C-N	-5.43	1.26	1.33
5	P8	572	SER	C-N	5.43	1.41	1.33
1	R8	1440	PRO	C-N	-5.43	1.26	1.34
8	L	346	TRP	NE1-CE2	-5.43	1.31	1.37
11	A32	432	GLN	C-N	-5.43	1.27	1.33
18	B8	232	GLU	C-N	-5.43	1.26	1.33
18	B8	1228	SER	C-N	-5.43	1.25	1.33
19	4	122	GLN	C-N	-5.43	1.26	1.33
1	R	1252	VAL	C-N	-5.43	1.26	1.33
3	N16	210	THR	C-N	-5.43	1.26	1.33
10	C16	563	THR	C-N	-5.43	1.25	1.33
18	B8	885	ARG	C-N	5.43	1.38	1.33
20	E	494	ILE	C-N	-5.43	1.23	1.33
21	H8	163	PRO	N-CD	-5.43	1.40	1.47
12	A48	251	LYS	C-N	-5.43	1.27	1.33
1	R16	1128	ALA	C-N	-5.42	1.26	1.33
18	B	566	LYS	C-N	-5.42	1.26	1.34
18	B	817	CYS	C-N	5.42	1.42	1.33
9	K8	639	THR	C-N	-5.42	1.26	1.33
11	A16	431	ARG	C-N	-5.42	1.26	1.33
18	B	671	MET	C-N	5.42	1.41	1.33
10	C24	448	LYS	C-N	-5.42	1.22	1.33
20	E8	180	THR	C-N	-5.42	1.26	1.33
21	H16	354	ASN	C-N	-5.42	1.27	1.33
24	D24	1440	PRO	CA-C	5.42	1.54	1.51
1	R16	1258	ALA	C-N	5.42	1.41	1.33
1	R16	1440	PRO	C-N	-5.42	1.26	1.34
10	C16	1034	SER	C-N	-5.42	1.25	1.33
9	K	1089	LYS	C-N	5.42	1.41	1.33
10	C16	1757	GLN	C-N	-5.42	1.26	1.33

*Continued on next page...*



*Continued from previous page...*

Mol	Chain	Res	Type	Atoms	Z	Observed(Å)	Ideal(Å)
2	M16	516	VAL	C-N	-5.41	1.26	1.33
6	O16	225	LYS	C-N	-5.41	1.25	1.33
19	4	26	SER	C-N	-5.41	1.26	1.34
10	C32	875	LEU	C-N	-5.41	1.26	1.33
2	M16	487	TRP	C-N	5.41	1.42	1.33
5	P	622	ALA	C-N	-5.41	1.26	1.33
11	A24	781	LEU	C-N	-5.41	1.27	1.33
12	A	766	GLY	C-N	-5.41	1.25	1.33
11	A32	431	ARG	C-N	-5.41	1.26	1.33
1	R8	1128	ALA	C-N	-5.41	1.26	1.33
6	O16	222	PRO	N-CD	5.41	1.55	1.47
18	B	1459	LEU	C-N	-5.41	1.26	1.33
20	E8	4	PRO	C-N	-5.41	1.26	1.33
21	H8	325	PRO	C-N	-5.41	1.25	1.33
5	P	123	GLN	C-N	-5.41	1.26	1.33
10	C24	817	HIS	C-N	-5.41	1.26	1.34
18	B	1667	ASP	C-N	5.41	1.45	1.33
19	4	88	ILE	C-N	-5.41	1.25	1.33
20	E8	120	ALA	C-N	-5.41	1.27	1.33
19	48	88	ILE	C-N	-5.41	1.25	1.33
11	A24	810	PRO	C-N	-5.41	1.26	1.34
10	C24	1757	GLN	C-N	-5.41	1.26	1.33
10	C	929	LEU	C-N	5.41	1.40	1.33
18	B8	12	TRP	C-N	5.41	1.40	1.33
19	4	249	PRO	N-CD	5.41	1.55	1.47
21	H	325	PRO	C-N	-5.41	1.25	1.33
10	C	1424	GLN	C-N	5.40	1.41	1.34
18	B8	699	MET	C-N	-5.40	1.27	1.33
19	48	122	GLN	C-N	-5.40	1.26	1.33
2	M	487	TRP	C-N	5.40	1.42	1.33
5	P8	555	GLU	C-N	-5.40	1.26	1.33
9	K8	1153	ALA	C-N	-5.40	1.25	1.33
11	A32	251	LYS	C-N	-5.40	1.27	1.33
22	I24	209	TRP	NE1-CE2	-5.40	1.31	1.37
9	K	639	THR	C-N	-5.40	1.26	1.33
9	K8	831	SER	C-N	-5.40	1.26	1.33
10	C16	1328	PHE	C-N	-5.40	1.26	1.33
20	E8	326	SER	C-N	-5.40	1.26	1.33
18	B8	363	PHE	C-N	5.40	1.41	1.33
20	E8	215	GLY	C-N	-5.40	1.26	1.34
10	C32	1122	LEU	C-N	5.40	1.40	1.33
18	B8	1459	LEU	C-N	-5.40	1.26	1.33

*Continued on next page...*

*Continued from previous page...*

Mol	Chain	Res	Type	Atoms	Z	Observed(Å)	Ideal(Å)
5	P8	604	TYR	C-N	-5.39	1.26	1.33
10	C16	875	LEU	C-N	-5.39	1.26	1.33
18	B	1802	ASP	C-N	-5.39	1.26	1.33
18	B8	671	MET	C-N	5.39	1.41	1.33
20	E	326	SER	C-N	-5.39	1.26	1.33
20	E	460	ALA	C-N	-5.39	1.26	1.33
10	C32	22	THR	C-N	-5.39	1.26	1.33
9	K	838	GLY	C-N	-5.39	1.26	1.33
14	W	694	CYS	C-N	-5.39	1.26	1.33
18	B8	1034	ALA	C-N	5.39	1.41	1.33
2	M8	536	ASP	C-N	-5.39	1.27	1.34
18	B	1228	SER	C-N	-5.39	1.25	1.33
18	B8	38	LYS	C-N	-5.39	1.26	1.33
5	P8	525	SER	C-N	-5.39	1.26	1.33
10	C16	929	LEU	C-N	5.39	1.40	1.33
12	A	251	LYS	C-N	-5.39	1.27	1.33
18	B	188	SER	C-N	-5.39	1.25	1.33
19	48	176	PRO	N-CD	-5.39	1.40	1.47
12	A48	810	PRO	C-N	-5.39	1.26	1.34
2	M	459	LEU	C-N	5.38	1.41	1.33
10	C8	1424	GLN	C-N	5.38	1.41	1.34
20	E8	392	LEU	C-N	-5.38	1.25	1.33
5	P	525	SER	C-N	-5.38	1.26	1.33
18	B	1724	MET	C-N	-5.38	1.26	1.33
18	B	1840	GLY	C-N	-5.38	1.27	1.33
9	K	716	ALA	C-N	-5.38	1.26	1.33
10	C8	563	THR	C-N	-5.38	1.26	1.33
18	B	627	SER	C-N	-5.38	1.27	1.33
19	4	408	PRO	N-CD	5.38	1.55	1.47
10	C24	563	THR	C-N	-5.38	1.26	1.33
10	C	1397	GLU	C-N	-5.38	1.26	1.33
11	A24	447	ILE	C-N	-5.38	1.26	1.33
2	M	536	ASP	C-N	-5.38	1.27	1.34
2	M16	695	HIS	C-N	-5.38	1.26	1.33
5	P16	583	GLY	C-N	-5.38	1.26	1.33
18	B	38	LYS	C-N	-5.38	1.26	1.33
20	E	479	GLU	C-N	-5.38	1.26	1.33
10	C32	1328	PHE	C-N	-5.38	1.26	1.33
9	K8	1089	LYS	C-N	5.38	1.40	1.33
12	A48	766	GLY	C-N	-5.38	1.26	1.33
2	M16	536	ASP	C-N	-5.37	1.27	1.34
9	K	831	SER	C-N	-5.37	1.26	1.33

*Continued on next page...*

*Continued from previous page...*

Mol	Chain	Res	Type	Atoms	Z	Observed(Å)	Ideal(Å)
9	K	1221	THR	C-N	-5.37	1.26	1.33
9	K8	761	TYR	C-N	-5.37	1.26	1.33
9	K8	1221	THR	C-N	-5.37	1.26	1.33
19	4	32	GLU	C-N	-5.37	1.26	1.33
10	C32	1034	SER	C-N	-5.37	1.25	1.33
2	M16	835	VAL	C-N	-5.37	1.26	1.33
10	C	505	PHE	C-N	-5.37	1.26	1.33
10	C32	817	HIS	C-N	-5.37	1.26	1.34
15	J	664	GLN	C-N	-5.37	1.27	1.33
10	C32	448	LYS	C-N	-5.37	1.22	1.33
1	R	1448	TRP	C-N	-5.37	1.26	1.33
13	V	825	GLN	C-N	-5.37	1.26	1.33
11	A16	810	PRO	C-N	-5.37	1.26	1.34
11	A32	781	LEU	C-N	-5.37	1.27	1.33
22	I	209	TRP	NE1-CE2	-5.37	1.31	1.37
10	C32	563	THR	C-N	-5.37	1.26	1.33
10	C16	1397	GLU	C-N	-5.37	1.26	1.33
20	E	215	GLY	C-N	-5.37	1.26	1.34
5	P16	554	ASP	C-N	-5.37	1.26	1.34
10	C24	549	TYR	C-N	-5.37	1.26	1.33
10	C	1355	GLU	C-N	-5.37	1.26	1.33
10	C8	419	SER	C-N	-5.37	1.26	1.33
10	C8	929	LEU	C-N	5.37	1.40	1.33
18	B8	627	SER	C-N	-5.37	1.27	1.33
10	C32	1338	ASP	C-N	5.37	1.38	1.33
6	O8	9	ASP	C-N	-5.36	1.26	1.33
9	K	1143	TRP	C-N	-5.36	1.26	1.34
9	K8	789	GLY	C-N	-5.36	1.26	1.34
9	K8	1204	THR	C-N	5.36	1.41	1.34
11	A24	251	LYS	C-N	-5.36	1.27	1.33
11	A24	766	GLY	C-N	-5.36	1.26	1.33
10	C24	233	ASP	C-N	-5.36	1.27	1.33
20	E8	494	ILE	C-N	-5.36	1.23	1.33
10	C24	1397	GLU	C-N	-5.36	1.26	1.33
11	A40	447	ILE	C-N	-5.36	1.26	1.33
11	A16	671	GLN	C-N	-5.36	1.26	1.34
20	E	392	LEU	C-N	-5.36	1.25	1.33
5	P16	397	HIS	C-N	-5.36	1.26	1.33
9	K	858	ILE	C-N	-5.36	1.26	1.33
10	C24	1338	ASP	C-N	5.36	1.38	1.33
10	C	419	SER	C-N	-5.36	1.26	1.33
18	B8	1840	GLY	C-N	-5.36	1.27	1.33

*Continued on next page...*

*Continued from previous page...*

Mol	Chain	Res	Type	Atoms	Z	Observed(Å)	Ideal(Å)
13	V	915	CYS	C-N	-5.36	1.26	1.34
1	R	1433	LYS	C-N	-5.36	1.27	1.33
9	K8	838	GLY	C-N	-5.36	1.26	1.33
10	C24	1355	GLU	C-N	-5.36	1.26	1.33
10	C24	1556	ILE	C-N	5.36	1.41	1.33
10	C8	1670	PRO	C-N	-5.36	1.25	1.33
5	P16	525	SER	C-N	-5.36	1.26	1.33
18	B8	1776	SER	C-N	-5.36	1.26	1.33
19	48	428	CYS	C-N	-5.36	1.25	1.33
12	A48	671	GLN	C-N	-5.36	1.26	1.34
2	M8	695	HIS	C-N	-5.35	1.26	1.33
10	C16	609	SER	C-N	-5.35	1.27	1.33
18	B	1405	THR	C-N	-5.35	1.26	1.33
21	H16	365	ILE	C-N	-5.35	1.26	1.33
2	M	788	PRO	C-N	-5.35	1.27	1.34
10	C24	505	PHE	C-N	-5.35	1.26	1.33
12	A	810	PRO	C-N	-5.35	1.26	1.34
18	B	1619	ILE	C-N	5.35	1.41	1.33
18	B8	1440	ILE	C-N	-5.35	1.26	1.33
20	E	4	PRO	C-N	-5.35	1.26	1.33
20	E8	479	GLU	C-N	-5.35	1.26	1.33
21	H16	325	PRO	C-N	-5.35	1.25	1.33
12	A48	447	ILE	C-N	-5.35	1.26	1.33
13	V	849	ASP	C-N	-5.35	1.26	1.33
10	C24	1126	ASP	C-N	-5.35	1.26	1.33
11	A16	805	PHE	C-N	-5.35	1.26	1.33
9	K	643	GLY	C-N	-5.35	1.24	1.33
11	A24	671	GLN	C-N	-5.35	1.26	1.34
18	B	832	LEU	C-N	5.35	1.41	1.33
18	B8	188	SER	C-N	-5.35	1.25	1.33
19	48	71	LYS	C-N	5.35	1.40	1.33
10	C16	45	SER	C-N	-5.35	1.25	1.33
11	A16	432	GLN	C-N	-5.35	1.27	1.33
18	B	129	ASP	C-N	-5.35	1.26	1.33
21	H24	325	PRO	C-N	-5.35	1.25	1.33
10	C32	461	THR	C-N	-5.35	1.26	1.33
2	M	695	HIS	C-N	-5.34	1.26	1.33
5	P	554	ASP	C-N	-5.34	1.26	1.34
18	B8	553	LEU	C-N	5.34	1.40	1.33
10	C16	1424	GLN	C-N	5.34	1.41	1.34
10	C16	505	PHE	C-N	-5.34	1.26	1.33
10	C	875	LEU	C-N	-5.34	1.26	1.33

*Continued on next page...*

*Continued from previous page...*

Mol	Chain	Res	Type	Atoms	Z	Observed(Å)	Ideal(Å)
10	C32	45	SER	C-N	-5.34	1.25	1.33
5	P16	123	GLN	C-N	-5.34	1.26	1.33
10	C16	523	LYS	C-N	-5.34	1.26	1.33
11	A16	447	ILE	C-N	-5.34	1.26	1.33
18	B	200	PHE	C-N	-5.34	1.26	1.33
10	C8	1397	GLU	C-N	-5.34	1.26	1.33
19	4	424	LEU	C-N	-5.34	1.25	1.33
23	J24	578	ASN	C-N	-5.34	1.26	1.33
2	M	853	GLU	C-N	-5.34	1.26	1.33
5	P	583	GLY	C-N	-5.34	1.26	1.33
10	C24	1424	GLN	C-N	5.34	1.41	1.34
11	A40	251	LYS	C-N	-5.34	1.27	1.33
10	C8	194	TYR	C-N	-5.34	1.25	1.33
18	B	342	PRO	C-N	5.34	1.40	1.33
12	A48	781	LEU	C-N	-5.34	1.27	1.33
9	K8	643	GLY	C-N	-5.33	1.24	1.33
10	C16	785	LEU	C-N	-5.33	1.26	1.33
11	A24	406	MET	C-N	-5.33	1.26	1.33
23	J32	578	ASN	C-N	-5.33	1.26	1.33
12	A	781	LEU	C-N	-5.33	1.27	1.33
11	A16	781	LEU	C-N	-5.33	1.27	1.33
18	B8	1805	GLU	C-N	-5.33	1.22	1.33
10	C32	1397	GLU	C-N	-5.33	1.26	1.33
9	K8	681	SER	C-N	-5.33	1.26	1.33
11	A40	671	GLN	C-N	-5.33	1.26	1.34
11	A32	766	GLY	C-N	-5.33	1.26	1.33
11	A24	432	GLN	C-N	-5.33	1.27	1.33
11	A16	12	ASP	C-N	-5.33	1.26	1.33
2	M	207	SER	C-N	5.33	1.41	1.33
10	C24	1328	PHE	C-N	-5.33	1.26	1.33
10	C8	1556	ILE	C-N	5.33	1.41	1.33
18	B8	1606	LYS	C-N	5.33	1.41	1.33
2	M16	207	SER	C-N	5.33	1.41	1.33
19	4	176	PRO	N-CD	-5.33	1.40	1.47
2	M8	788	PRO	C-N	-5.33	1.27	1.34
6	O8	275	SER	C-N	-5.33	1.25	1.33
11	A24	805	PHE	C-N	-5.33	1.26	1.33
10	C24	1034	SER	C-N	-5.33	1.25	1.33
10	C	22	THR	C-N	-5.33	1.26	1.33
10	C8	418	ASN	C-N	5.33	1.41	1.34
19	48	32	GLU	C-N	-5.32	1.27	1.33
19	48	408	PRO	N-CD	5.32	1.55	1.47

*Continued on next page...*

*Continued from previous page...*

Mol	Chain	Res	Type	Atoms	Z	Observed(Å)	Ideal(Å)
9	K8	1060	THR	C-N	5.32	1.41	1.33
11	A32	671	GLN	C-N	-5.32	1.26	1.34
19	48	424	LEU	C-N	-5.32	1.25	1.33
9	K	789	GLY	C-N	-5.32	1.26	1.34
10	C	1034	SER	C-N	-5.32	1.25	1.33
10	C8	785	LEU	C-N	-5.32	1.26	1.33
10	C8	875	LEU	C-N	-5.32	1.26	1.33
18	B8	1405	THR	C-N	-5.32	1.26	1.33
10	C16	448	LYS	C-N	-5.32	1.22	1.33
18	B8	185	ASP	C-N	-5.32	1.26	1.33
9	K	673	SER	C-N	-5.31	1.26	1.33
10	C24	194	TYR	C-N	-5.31	1.26	1.33
1	R8	1448	TRP	C-N	-5.31	1.26	1.33
10	C8	538	PHE	C-N	-5.31	1.26	1.33
11	A16	251	LYS	C-N	-5.31	1.27	1.33
19	48	249	PRO	N-CD	5.31	1.55	1.47
12	A48	406	MET	C-N	-5.31	1.26	1.33
11	A40	12	ASP	C-N	-5.31	1.26	1.33
10	C32	785	LEU	C-N	-5.31	1.26	1.33
1	R16	1165	MET	C-N	5.31	1.41	1.33
2	M16	788	PRO	C-N	-5.31	1.27	1.34
7	Q16	239	ARG	C-N	-5.31	1.25	1.33
12	A48	507	VAL	C-N	-5.31	1.26	1.33
6	O	9	ASP	C-N	-5.31	1.26	1.33
10	C16	419	SER	C-N	-5.31	1.26	1.33
12	A	671	GLN	C-N	-5.31	1.26	1.34
10	C	1650	ASN	C-N	5.31	1.41	1.33
11	A16	406	MET	C-N	-5.31	1.26	1.33
18	B8	200	PHE	C-N	-5.31	1.26	1.33
19	4	71	LYS	C-N	5.31	1.39	1.33
2	M8	207	SER	C-N	5.31	1.41	1.33
5	P	341	MET	C-N	5.31	1.41	1.34
5	P8	123	GLN	C-N	-5.30	1.26	1.33
9	K	681	SER	C-N	-5.30	1.26	1.33
9	K8	854	SER	C-N	5.30	1.41	1.33
10	C24	698	PHE	C-N	-5.30	1.26	1.33
10	C	1761	HIS	C-N	-5.30	1.27	1.33
18	B	185	ASP	C-N	-5.30	1.26	1.33
18	B	1440	ILE	C-N	-5.30	1.26	1.33
19	4	17	ARG	C-N	-5.30	1.26	1.33
19	4	428	CYS	C-N	-5.30	1.25	1.33
10	C24	22	THR	C-N	-5.30	1.26	1.33

*Continued on next page...*

*Continued from previous page...*

Mol	Chain	Res	Type	Atoms	Z	Observed(Å)	Ideal(Å)
23	J32	712	GLU	C-N	-5.30	1.26	1.33
11	A40	507	VAL	C-N	-5.30	1.26	1.33
18	B8	1519	ASP	C-N	-5.30	1.26	1.33
19	48	344	PRO	C-N	-5.30	1.26	1.33
20	E8	6	VAL	C-N	-5.30	1.26	1.33
10	C32	1670	PRO	C-N	-5.30	1.25	1.33
2	M8	853	GLU	C-N	-5.30	1.26	1.33
9	K	761	TYR	C-N	-5.30	1.26	1.33
10	C	1670	PRO	C-N	-5.30	1.25	1.33
10	C	1810	LEU	C-N	-5.30	1.26	1.33
18	B8	832	LEU	C-N	5.30	1.40	1.33
10	C16	1810	LEU	C-N	-5.30	1.26	1.33
10	C16	538	PHE	C-N	-5.30	1.26	1.33
10	C	1556	ILE	C-N	5.30	1.40	1.33
18	B	1805	GLU	C-N	-5.30	1.22	1.33
20	E	6	VAL	C-N	-5.30	1.26	1.33
10	C24	1810	LEU	C-N	-5.29	1.26	1.33
18	B	1014	ASP	C-N	5.29	1.40	1.33
20	E8	311	LYS	C-N	-5.29	1.27	1.33
1	R8	1165	MET	C-N	5.29	1.41	1.33
9	K	1060	THR	C-N	5.29	1.41	1.33
3	N	256	LYS	C-N	-5.29	1.25	1.33
10	C24	461	THR	C-N	-5.29	1.26	1.33
13	V	731	PRO	C-N	-5.29	1.26	1.34
11	A16	791	PRO	C-N	5.29	1.40	1.33
18	B8	129	ASP	C-N	-5.29	1.26	1.33
20	E	508	LEU	C-N	-5.29	1.27	1.33
5	P8	554	ASP	C-N	-5.29	1.26	1.34
10	C16	22	THR	C-N	-5.29	1.26	1.33
11	A32	507	VAL	C-N	-5.29	1.27	1.33
11	A32	805	PHE	C-N	-5.29	1.27	1.33
10	C32	1650	ASN	C-N	5.29	1.41	1.33
5	P16	341	MET	C-N	5.29	1.41	1.34
10	C8	1034	SER	C-N	-5.29	1.25	1.33
23	J8	578	ASN	C-N	-5.29	1.27	1.33
10	C32	1355	GLU	C-N	-5.29	1.26	1.33
10	C24	45	SER	C-N	-5.29	1.25	1.33
10	C8	427	ASP	C-N	-5.29	1.25	1.33
23	J16	578	ASN	C-N	-5.29	1.27	1.33
10	C32	929	LEU	C-N	5.29	1.40	1.33
10	C8	461	THR	C-N	-5.29	1.26	1.33
18	B	553	LEU	C-N	5.29	1.40	1.33

*Continued on next page...*

*Continued from previous page...*

Mol	Chain	Res	Type	Atoms	Z	Observed(Å)	Ideal(Å)
18	B8	1069	VAL	C-N	5.29	1.40	1.33
20	E	131	PRO	C-N	5.29	1.40	1.33
2	M	811	SER	C-N	5.28	1.41	1.33
10	C24	427	ASP	C-N	-5.28	1.25	1.33
10	C	418	ASN	C-N	5.28	1.41	1.34
18	B8	33	PRO	N-CD	-5.28	1.40	1.47
20	E8	411	GLU	C-N	-5.28	1.27	1.33
23	J32	672	VAL	C-N	-5.28	1.27	1.33
10	C32	418	ASN	C-N	5.28	1.41	1.34
1	R	1165	MET	C-N	5.28	1.41	1.33
3	N8	256	LYS	C-N	-5.28	1.25	1.33
18	B	1390	LEU	C-N	5.28	1.41	1.33
3	N16	256	LYS	C-N	-5.28	1.25	1.33
5	P16	159	ILE	C-N	-5.28	1.26	1.33
10	C16	1355	GLU	C-N	-5.28	1.26	1.33
15	J	708	GLU	C-N	-5.28	1.26	1.33
18	B	65	LEU	C-N	5.28	1.41	1.33
18	B	885	ARG	C-N	5.28	1.38	1.33
18	B	961	PRO	N-CD	-5.28	1.40	1.47
19	4	344	PRO	C-N	-5.28	1.26	1.33
10	C32	1556	ILE	C-N	5.28	1.40	1.33
10	C16	1670	PRO	C-N	-5.28	1.25	1.33
19	48	296	GLY	C-N	-5.28	1.25	1.33
10	C32	1756	LEU	C-N	-5.28	1.26	1.33
2	M	673	ASN	C-N	5.28	1.41	1.34
18	B8	1014	ASP	C-N	5.28	1.40	1.33
20	E8	508	LEU	C-N	-5.28	1.27	1.33
1	R	1344	ILE	C-N	5.27	1.41	1.33
9	K	670	LEU	C-N	-5.27	1.26	1.33
10	C16	194	TYR	C-N	-5.27	1.26	1.33
10	C16	549	TYR	C-N	-5.27	1.26	1.33
10	C24	419	SER	C-N	-5.27	1.26	1.33
13	V	822	GLN	C-N	-5.27	1.26	1.34
18	B	699	MET	C-N	-5.27	1.27	1.33
18	B8	1164	GLU	C-N	-5.27	1.26	1.34
2	M16	811	SER	C-N	5.27	1.41	1.33
2	M16	853	GLU	C-N	-5.27	1.26	1.33
10	C16	1761	HIS	C-N	-5.27	1.27	1.33
21	H	365	ILE	C-N	-5.27	1.26	1.33
22	I	339	ASP	C-N	-5.27	1.26	1.33
5	P8	606	ASP	C-N	-5.27	1.26	1.33
11	A32	23	GLN	C-N	5.27	1.41	1.33

*Continued on next page...*



*Continued from previous page...*

Mol	Chain	Res	Type	Atoms	Z	Observed(Å)	Ideal(Å)
24	D32	385	PRO	CA-C	5.27	1.54	1.51
1	R16	1433	LYS	C-N	-5.27	1.27	1.33
5	P8	615	HIS	C-N	-5.27	1.25	1.33
6	O8	190	ALA	C-N	5.27	1.41	1.33
9	K8	673	SER	C-N	-5.27	1.26	1.33
11	A24	791	PRO	C-N	5.27	1.40	1.33
11	A40	406	MET	C-N	-5.27	1.26	1.33
10	C	538	PHE	C-N	-5.27	1.26	1.33
3	N16	164	PRO	C-N	-5.27	1.24	1.33
3	N16	299	ALA	C-N	5.27	1.41	1.33
5	P	615	HIS	C-N	-5.27	1.25	1.33
9	K	733	LEU	C-N	-5.27	1.27	1.33
9	K8	672	LEU	C-N	-5.27	1.25	1.33
10	C16	1756	LEU	C-N	-5.27	1.26	1.33
18	B	1783	VAL	C-N	-5.27	1.25	1.33
3	N	164	PRO	C-N	-5.27	1.24	1.33
10	C24	1138	GLU	C-N	5.27	1.41	1.33
1	R8	1433	LYS	C-N	-5.26	1.27	1.33
12	A	406	MET	C-N	-5.26	1.26	1.33
10	C8	1126	ASP	C-N	-5.26	1.26	1.33
10	C8	1650	ASN	C-N	5.26	1.41	1.33
11	A32	360	GLU	C-N	-5.26	1.27	1.33
18	B8	1528	PRO	C-N	5.26	1.41	1.33
19	48	17	ARG	C-N	-5.26	1.26	1.33
10	C32	288	GLN	C-N	5.26	1.41	1.33
2	M8	214	SER	C-N	-5.26	1.25	1.33
5	P8	341	MET	C-N	5.26	1.41	1.34
9	K8	733	LEU	C-N	-5.26	1.27	1.33
19	4	286	TRP	C-N	-5.26	1.25	1.33
19	4	296	GLY	C-N	-5.26	1.25	1.33
10	C32	538	PHE	C-N	-5.26	1.26	1.33
12	A48	791	PRO	C-N	5.26	1.40	1.33
9	K8	585	GLU	C-N	-5.26	1.27	1.33
15	J	686	MET	C-N	-5.26	1.24	1.33
10	C8	1355	GLU	C-N	-5.26	1.26	1.33
18	B	1069	VAL	C-N	5.26	1.40	1.33
20	E	411	GLU	C-N	-5.26	1.27	1.33
10	C32	419	SER	C-N	-5.26	1.26	1.33
10	C24	929	LEU	C-N	5.26	1.40	1.33
10	C8	1743	GLN	C-N	-5.26	1.27	1.33
18	B8	1590	LEU	C-N	5.26	1.41	1.33
5	P	128	GLU	C-N	-5.26	1.26	1.33

*Continued on next page...*

*Continued from previous page...*

Mol	Chain	Res	Type	Atoms	Z	Observed(Å)	Ideal(Å)
10	C8	45	SER	C-N	-5.26	1.25	1.33
18	B	1766	SER	C-N	-5.26	1.25	1.33
9	K8	670	LEU	C-N	-5.26	1.26	1.33
10	C8	288	GLN	C-N	5.26	1.41	1.33
10	C16	817	HIS	C-N	-5.25	1.26	1.34
10	C8	22	THR	C-N	-5.25	1.26	1.33
20	E	311	LYS	C-N	-5.25	1.27	1.33
11	A24	12	ASP	C-N	-5.25	1.26	1.33
11	A40	805	PHE	C-N	-5.25	1.27	1.33
11	A16	23	GLN	C-N	5.25	1.41	1.33
18	B	1519	ASP	C-N	-5.25	1.26	1.33
22	I16	196	VAL	C-N	-5.25	1.26	1.33
7	Q16	301	ARG	C-N	5.25	1.40	1.33
10	C24	1761	HIS	C-N	-5.25	1.27	1.33
10	C	427	ASP	C-N	-5.25	1.25	1.33
18	B	204	ALA	C-N	-5.25	1.27	1.33
18	B8	204	ALA	C-N	-5.25	1.27	1.33
22	I8	327	GLN	C-N	-5.25	1.26	1.33
2	M	741	SER	C-N	-5.25	1.27	1.33
6	O16	9	ASP	C-N	-5.25	1.26	1.33
11	A16	766	GLY	C-N	-5.25	1.26	1.33
18	B	1606	LYS	C-N	5.25	1.41	1.33
22	I24	196	VAL	C-N	-5.25	1.26	1.33
2	M8	811	SER	C-N	5.25	1.41	1.33
2	M16	214	SER	C-N	-5.25	1.25	1.33
5	P	217	PHE	C-N	-5.25	1.27	1.33
15	J	590	ALA	C-N	-5.25	1.26	1.33
10	C	575	PHE	C-N	-5.25	1.25	1.33
21	H8	365	ILE	C-N	-5.25	1.26	1.33
1	R16	1448	TRP	C-N	-5.25	1.26	1.33
11	A24	507	VAL	C-N	-5.25	1.27	1.33
11	A40	766	GLY	C-N	-5.25	1.26	1.33
18	B	1109	SER	C-N	-5.25	1.25	1.33
10	C32	788	LEU	C-N	-5.25	1.27	1.33
10	C32	1761	HIS	C-N	-5.25	1.27	1.33
3	N8	164	PRO	C-N	-5.25	1.25	1.33
10	C16	461	THR	C-N	-5.25	1.26	1.33
10	C	461	THR	C-N	-5.25	1.26	1.33
23	J16	672	VAL	C-N	-5.25	1.27	1.33
10	C	1298	SER	C-N	-5.24	1.27	1.33
10	C	1496	PHE	C-N	5.24	1.40	1.33
10	C8	1187	GLY	C-N	-5.24	1.26	1.33

*Continued on next page...*

*Continued from previous page...*

Mol	Chain	Res	Type	Atoms	Z	Observed(Å)	Ideal(Å)
12	A	360	GLU	C-N	-5.24	1.27	1.33
19	48	286	TRP	C-N	-5.24	1.25	1.33
2	M16	673	ASN	C-N	5.24	1.41	1.34
7	Q8	301	ARG	C-N	5.24	1.40	1.33
10	C24	248	LEU	C-N	5.24	1.40	1.33
12	A	805	PHE	C-N	-5.24	1.27	1.33
11	A32	791	PRO	C-N	5.24	1.40	1.33
18	B8	1791	VAL	C-N	-5.24	1.26	1.33
22	I16	339	ASP	C-N	-5.24	1.26	1.33
10	C32	428	GLY	C-N	5.24	1.40	1.33
2	M16	340	GLU	C-N	-5.24	1.26	1.33
9	K	885	ALA	C-N	-5.24	1.26	1.34
10	C24	770	SER	C-N	5.24	1.41	1.33
10	C	785	LEU	C-N	-5.24	1.27	1.33
10	C8	1761	HIS	C-N	-5.24	1.27	1.33
10	C8	1810	LEU	C-N	-5.24	1.26	1.33
18	B	1791	VAL	C-N	-5.24	1.26	1.33
22	I8	339	ASP	C-N	-5.24	1.26	1.33
10	C16	418	ASN	C-N	5.24	1.41	1.34
10	C16	1721	GLN	C-N	5.24	1.40	1.33
5	P8	646	PRO	C-N	-5.24	1.27	1.33
5	P16	217	PHE	C-N	-5.24	1.27	1.33
9	K8	716	ALA	C-N	-5.24	1.26	1.33
10	C	591	ALA	C-N	5.24	1.40	1.33
18	B	1776	SER	C-N	-5.24	1.26	1.33
19	4	241	ASP	C-N	-5.24	1.27	1.33
10	C16	452	LEU	C-N	5.23	1.40	1.33
10	C16	1650	ASN	C-N	5.23	1.41	1.33
10	C24	538	PHE	C-N	-5.23	1.26	1.33
12	A	507	VAL	C-N	-5.23	1.27	1.33
11	A32	12	ASP	C-N	-5.23	1.26	1.33
2	M	266	PHE	C-N	-5.23	1.25	1.33
6	O16	275	SER	C-N	-5.23	1.25	1.33
10	C16	1556	ILE	C-N	5.23	1.40	1.33
18	B8	961	PRO	N-CD	-5.23	1.40	1.47
23	J24	672	VAL	C-N	-5.23	1.27	1.33
2	M	835	VAL	C-N	-5.23	1.27	1.33
10	C16	427	ASP	C-N	-5.23	1.25	1.33
18	B8	1214	ALA	C-N	-5.23	1.26	1.33
19	48	425	LEU	C-N	-5.23	1.25	1.33
22	I	327	GLN	C-N	-5.23	1.26	1.33
23	J8	712	GLU	C-N	-5.23	1.27	1.33

*Continued on next page...*

*Continued from previous page...*

Mol	Chain	Res	Type	Atoms	Z	Observed(Å)	Ideal(Å)
10	C32	523	LYS	C-N	-5.23	1.26	1.33
2	M	214	SER	C-N	-5.23	1.25	1.33
9	K	854	SER	C-N	5.23	1.41	1.33
10	C24	1650	ASN	C-N	5.23	1.41	1.33
18	B	33	PRO	N-CD	-5.23	1.40	1.47
18	B	882	SER	C-N	5.23	1.40	1.33
1	R8	1344	ILE	C-N	5.23	1.41	1.33
7	Q	301	ARG	C-N	5.23	1.40	1.33
13	V	879	ARG	C-N	5.23	1.41	1.33
10	C16	288	GLN	C-N	5.23	1.41	1.33
10	C	1657	SER	C-N	-5.23	1.26	1.33
10	C8	1602	GLY	C-N	5.23	1.40	1.33
10	C32	427	ASP	C-N	-5.23	1.25	1.33
10	C16	1298	SER	C-N	-5.22	1.27	1.33
10	C	45	SER	C-N	-5.22	1.25	1.33
22	I	196	VAL	C-N	-5.22	1.26	1.33
23	J24	712	GLU	C-N	-5.22	1.27	1.33
12	A48	782	PRO	C-N	-5.22	1.26	1.33
2	M8	766	ASN	C-N	-5.22	1.26	1.33
2	M16	766	ASN	C-N	-5.22	1.26	1.33
10	C16	1496	PHE	C-N	5.22	1.40	1.33
10	C24	400	PRO	C-N	5.22	1.40	1.33
18	B8	65	LEU	C-N	5.22	1.41	1.33
20	E8	260	ASN	C-N	-5.22	1.27	1.34
5	P16	646	PRO	C-N	-5.22	1.27	1.33
11	A40	782	PRO	C-N	-5.22	1.26	1.33
10	C8	1695	LEU	C-N	-5.22	1.27	1.33
10	C32	93	ASP	C-N	-5.22	1.26	1.33
2	M8	266	PHE	C-N	-5.22	1.25	1.33
10	C8	746	GLY	C-N	-5.22	1.26	1.33
18	B	160	GLU	C-N	-5.22	1.26	1.33
18	B	1214	ALA	C-N	-5.22	1.26	1.33
10	C32	452	LEU	C-N	5.22	1.40	1.33
10	C32	1721	GLN	C-N	5.22	1.40	1.33
2	M8	825	THR	C-N	-5.22	1.26	1.34
5	P16	61	ASP	C-N	5.22	1.40	1.33
9	K	672	LEU	C-N	-5.22	1.25	1.33
23	J32	606	ILE	C-N	-5.22	1.27	1.33
2	M	766	ASN	C-N	-5.22	1.26	1.33
3	N8	299	ALA	C-N	5.22	1.41	1.33
18	B	727	GLY	C-N	5.22	1.40	1.33
18	B8	342	PRO	C-N	5.22	1.39	1.33

*Continued on next page...*

*Continued from previous page...*

Mol	Chain	Res	Type	Atoms	Z	Observed(Å)	Ideal(Å)
18	B8	1109	SER	C-N	-5.22	1.25	1.33
18	B8	1766	SER	C-N	-5.22	1.26	1.33
22	I24	339	ASP	C-N	-5.22	1.26	1.33
10	C32	1496	PHE	C-N	5.22	1.40	1.33
10	C32	1810	LEU	C-N	-5.22	1.26	1.33
1	R16	1344	ILE	C-N	5.21	1.41	1.33
6	O	275	SER	C-N	-5.21	1.25	1.33
11	A40	23	GLN	C-N	5.21	1.41	1.33
15	J	661	MET	C-N	-5.21	1.27	1.33
10	C8	575	PHE	C-N	-5.21	1.25	1.33
10	C8	817	HIS	C-N	-5.21	1.26	1.34
19	48	241	ASP	C-N	-5.21	1.27	1.33
10	C32	1138	GLU	C-N	5.21	1.41	1.33
10	C32	1674	LEU	C-N	-5.21	1.27	1.33
10	C	1126	ASP	C-N	-5.21	1.26	1.33
11	A24	23	GLN	C-N	5.21	1.41	1.33
10	C	194	TYR	C-N	-5.21	1.26	1.33
10	C	817	HIS	C-N	-5.21	1.26	1.34
11	A16	507	VAL	C-N	-5.21	1.27	1.33
21	H24	365	ILE	C-N	-5.21	1.26	1.33
2	M8	835	VAL	C-N	-5.21	1.27	1.33
10	C24	288	GLN	C-N	5.21	1.41	1.33
10	C24	523	LYS	C-N	-5.21	1.26	1.33
10	C8	1483	GLY	C-N	5.21	1.40	1.33
10	C32	194	TYR	C-N	-5.21	1.26	1.33
2	M16	526	ASP	C-N	-5.21	1.25	1.33
6	O16	207	ASP	C-N	-5.21	1.26	1.34
10	C24	1496	PHE	C-N	5.21	1.40	1.33
10	C	1756	LEU	C-N	-5.21	1.26	1.33
10	C8	1496	PHE	C-N	5.21	1.40	1.33
18	B	464	ALA	C-N	5.21	1.41	1.33
18	B8	390	HIS	C-N	-5.21	1.26	1.33
18	B8	882	SER	C-N	5.21	1.40	1.33
12	A48	805	PHE	C-N	-5.21	1.27	1.33
10	C24	1670	PRO	C-N	-5.21	1.25	1.33
10	C8	591	ALA	C-N	5.21	1.40	1.33
23	J8	606	ILE	C-N	-5.21	1.27	1.33
6	O	190	ALA	C-N	5.20	1.41	1.33
5	P8	217	PHE	C-N	-5.20	1.27	1.33
10	C16	93	ASP	C-N	-5.20	1.26	1.33
10	C16	1126	ASP	C-N	-5.20	1.26	1.33
10	C	288	GLN	C-N	5.20	1.41	1.33

*Continued on next page...*

*Continued from previous page...*

Mol	Chain	Res	Type	Atoms	Z	Observed(Å)	Ideal(Å)
18	B	759	MET	C-N	-5.20	1.27	1.33
18	B8	1783	VAL	C-N	-5.20	1.25	1.33
20	E8	131	PRO	C-N	5.20	1.40	1.33
10	C32	1126	ASP	C-N	-5.20	1.26	1.33
22	I16	327	GLN	C-N	-5.20	1.26	1.33
2	M	526	ASP	C-N	-5.20	1.25	1.33
11	A40	360	GLU	C-N	-5.20	1.27	1.33
14	W	759	GLN	C-N	5.20	1.41	1.33
10	C8	788	LEU	C-N	-5.20	1.27	1.33
18	B	85	ASP	C-N	-5.20	1.26	1.33
22	I8	196	VAL	C-N	-5.20	1.26	1.33
23	J16	712	GLU	C-N	-5.20	1.27	1.33
6	O	207	ASP	C-N	-5.20	1.26	1.34
10	C	122	LEU	C-N	5.20	1.40	1.33
11	A16	360	GLU	C-N	-5.20	1.27	1.33
18	B8	759	MET	C-N	-5.20	1.27	1.33
23	J8	672	VAL	C-N	-5.20	1.27	1.33
10	C24	1298	SER	C-N	-5.20	1.27	1.33
22	I24	327	GLN	C-N	-5.20	1.26	1.33
1	R	1325	GLN	C-N	-5.20	1.26	1.33
2	M8	526	ASP	C-N	-5.20	1.25	1.33
2	M8	741	SER	C-N	-5.20	1.27	1.33
10	C24	1743	GLN	C-N	-5.20	1.27	1.33
11	A32	447	ILE	C-N	-5.20	1.26	1.33
18	B	390	HIS	C-N	-5.20	1.26	1.33
10	C32	549	TYR	C-N	-5.20	1.26	1.33
2	M8	801	GLU	C-N	-5.19	1.27	1.33
5	P16	606	ASP	C-N	-5.19	1.26	1.33
2	M16	801	GLU	C-N	-5.19	1.27	1.33
10	C16	746	GLY	C-N	-5.19	1.26	1.33
23	J8	584	ARG	C-N	-5.19	1.27	1.33
10	C32	248	LEU	C-N	5.19	1.40	1.33
1	R16	1325	GLN	C-N	-5.19	1.26	1.33
5	P	125	ALA	C-N	-5.19	1.27	1.33
5	P	444	LEU	C-N	-5.19	1.27	1.33
6	O16	190	ALA	C-N	5.19	1.41	1.33
10	C8	1685	SER	C-N	-5.19	1.27	1.33
18	B8	160	GLU	C-N	-5.19	1.26	1.33
18	B8	1910	GLU	C-N	-5.19	1.27	1.33
10	C32	400	PRO	C-N	5.19	1.40	1.33
6	O8	207	ASP	C-N	-5.19	1.26	1.34
10	C	549	TYR	C-N	-5.19	1.26	1.33

*Continued on next page...*

*Continued from previous page...*

Mol	Chain	Res	Type	Atoms	Z	Observed(Å)	Ideal(Å)
18	B	1528	PRO	C-N	5.19	1.41	1.33
2	M8	673	ASN	C-N	5.19	1.41	1.34
10	C16	248	LEU	C-N	5.19	1.40	1.33
12	A	782	PRO	C-N	-5.19	1.26	1.33
13	V	803	GLN	C-N	-5.19	1.27	1.33
10	C8	428	GLY	C-N	5.19	1.40	1.33
24	D24	385	PRO	CA-C	5.19	1.54	1.51
18	B	1239	SER	C-N	5.19	1.41	1.33
5	P	61	ASP	C-N	5.18	1.40	1.33
5	P8	128	GLU	C-N	-5.18	1.26	1.33
10	C24	428	GLY	C-N	5.18	1.40	1.33
10	C	428	GLY	C-N	5.18	1.40	1.33
10	C	452	LEU	C-N	5.18	1.40	1.33
18	B	268	GLN	C-N	-5.18	1.27	1.33
5	P8	159	ILE	C-N	-5.18	1.26	1.33
9	K8	885	ALA	C-N	-5.18	1.26	1.34
10	C24	746	GLY	C-N	-5.18	1.26	1.33
20	E	260	ASN	C-N	-5.18	1.27	1.34
23	J32	584	ARG	C-N	-5.18	1.27	1.33
10	C24	785	LEU	C-N	-5.18	1.27	1.33
2	M	384	ASP	C-N	5.18	1.42	1.33
5	P	159	ILE	C-N	-5.18	1.26	1.33
5	P16	615	HIS	C-N	-5.18	1.26	1.33
10	C16	634	SER	C-N	-5.18	1.26	1.33
10	C32	634	SER	C-N	-5.18	1.26	1.33
3	N	299	ALA	C-N	5.18	1.41	1.33
10	C16	1138	GLU	C-N	5.18	1.41	1.33
10	C16	1602	GLY	C-N	5.18	1.40	1.33
12	A	851	ARG	C-N	-5.18	1.26	1.34
10	C	634	SER	C-N	-5.18	1.26	1.33
18	B8	268	GLN	C-N	-5.18	1.27	1.33
18	B8	1390	LEU	C-N	5.18	1.41	1.33
10	C16	428	GLY	C-N	5.17	1.40	1.33
11	A24	782	PRO	C-N	-5.17	1.26	1.33
11	A40	791	PRO	C-N	5.17	1.40	1.33
10	C8	708	GLN	C-N	-5.17	1.27	1.34
10	C8	1756	LEU	C-N	-5.17	1.26	1.33
10	C8	93	ASP	C-N	-5.17	1.26	1.33
10	C8	698	PHE	C-N	-5.17	1.27	1.33
18	B8	285	LEU	C-N	-5.17	1.26	1.34
10	C32	708	GLN	C-N	-5.17	1.27	1.34
2	M	825	THR	C-N	-5.17	1.27	1.34

*Continued on next page...*

*Continued from previous page...*

Mol	Chain	Res	Type	Atoms	Z	Observed(Å)	Ideal(Å)
7	Q	263	PRO	N-CD	5.17	1.54	1.47
10	C16	591	ALA	C-N	5.17	1.40	1.33
10	C24	1756	LEU	C-N	-5.17	1.27	1.33
10	C	1695	LEU	C-N	-5.17	1.27	1.33
18	B	1164	GLU	C-N	-5.17	1.26	1.34
22	I24	321	LYS	C-N	-5.17	1.27	1.34
23	J24	606	ILE	C-N	-5.17	1.27	1.33
5	P8	444	LEU	C-N	-5.17	1.27	1.33
10	C24	708	GLN	C-N	-5.17	1.27	1.34
10	C24	1657	SER	C-N	-5.17	1.26	1.33
12	A	791	PRO	C-N	5.17	1.40	1.33
10	C	93	ASP	C-N	-5.17	1.26	1.33
10	C	708	GLN	C-N	-5.17	1.27	1.34
10	C8	452	LEU	C-N	5.17	1.40	1.33
10	C	523	LYS	C-N	-5.17	1.26	1.33
10	C	788	LEU	C-N	-5.17	1.27	1.33
10	C24	987	TYR	C-N	5.17	1.41	1.33
2	M	337	ASP	C-N	5.16	1.40	1.33
2	M	801	GLU	C-N	-5.16	1.27	1.33
1	R16	1249	SER	C-N	-5.16	1.26	1.33
2	M16	266	PHE	C-N	-5.16	1.25	1.33
5	P16	639	THR	C-N	-5.16	1.26	1.33
10	C	1284	ASP	C-N	-5.16	1.27	1.33
18	B8	1813	SER	C-N	5.16	1.41	1.33
10	C24	1359	ILE	C-N	-5.16	1.26	1.34
10	C32	591	ALA	C-N	5.16	1.40	1.33
6	O8	141	PRO	C-N	-5.16	1.26	1.33
10	C	1685	SER	C-N	-5.16	1.27	1.33
10	C8	523	LYS	C-N	-5.16	1.26	1.33
18	B8	727	GLY	C-N	5.16	1.40	1.33
10	C16	400	PRO	C-N	5.16	1.40	1.33
10	C8	1284	ASP	C-N	-5.16	1.27	1.33
22	I16	162	GLN	C-N	-5.16	1.26	1.33
24	D16	385	PRO	CA-C	5.16	1.54	1.51
10	C16	770	SER	C-N	5.16	1.41	1.33
10	C16	1743	GLN	C-N	-5.16	1.27	1.33
10	C8	400	PRO	C-N	5.16	1.40	1.33
18	B	1910	GLU	C-N	-5.16	1.27	1.33
18	B8	1731	PHE	C-N	-5.16	1.27	1.33
9	K	1155	THR	C-N	5.15	1.40	1.33
1	R8	1362	ASP	C-N	-5.15	1.26	1.33
1	R16	1362	ASP	C-N	-5.15	1.26	1.33

*Continued on next page...*



*Continued from previous page...*

Mol	Chain	Res	Type	Atoms	Z	Observed(Å)	Ideal(Å)
5	P	413	VAL	C-N	-5.15	1.27	1.33
5	P	646	PRO	C-N	-5.15	1.27	1.33
10	C16	1685	SER	C-N	-5.15	1.27	1.33
10	C	746	GLY	C-N	-5.15	1.26	1.33
10	C8	1138	GLU	C-N	5.15	1.41	1.33
12	A48	360	GLU	C-N	-5.15	1.27	1.33
2	M8	384	ASP	C-N	5.15	1.42	1.33
2	M8	841	GLN	C-N	-5.15	1.26	1.33
2	M16	841	GLN	C-N	-5.15	1.26	1.33
18	B8	464	ALA	C-N	5.15	1.41	1.33
23	J32	690	ASP	C-N	-5.15	1.27	1.33
10	C32	1602	GLY	C-N	5.15	1.40	1.33
20	E8	371	ALA	C-N	-5.15	1.26	1.33
2	M16	825	THR	C-N	-5.15	1.27	1.34
5	P8	639	THR	C-N	-5.15	1.26	1.33
10	C24	575	PHE	C-N	-5.15	1.25	1.33
10	C	248	LEU	C-N	5.15	1.40	1.33
2	M16	627	TYR	C-N	-5.15	1.27	1.33
12	A48	851	ARG	C-N	-5.15	1.26	1.34
2	M	340	GLU	C-N	-5.14	1.26	1.33
7	Q	33	ARG	C-N	5.14	1.41	1.33
7	Q	179	LEU	C-N	5.14	1.41	1.33
10	C8	1298	SER	C-N	-5.14	1.27	1.33
2	M8	627	TYR	C-N	-5.14	1.27	1.33
10	C16	1633	SER	C-N	-5.14	1.27	1.33
10	C16	1662	ASP	C-N	5.14	1.40	1.33
10	C24	634	SER	C-N	-5.14	1.26	1.33
10	C24	1628	SER	C-N	5.14	1.41	1.33
14	W	697	ARG	C-N	-5.14	1.26	1.34
11	A16	851	ARG	C-N	-5.14	1.26	1.34
20	E	371	ALA	C-N	-5.14	1.26	1.33
22	I8	162	GLN	C-N	-5.14	1.26	1.33
23	J16	606	ILE	C-N	-5.14	1.27	1.33
5	P16	444	LEU	C-N	-5.14	1.27	1.33
10	C16	1284	ASP	C-N	-5.14	1.27	1.33
10	C24	93	ASP	C-N	-5.14	1.26	1.33
11	A16	747	MET	C-N	-5.14	1.27	1.33
2	M8	340	GLU	C-N	-5.14	1.26	1.33
5	P	606	ASP	C-N	-5.14	1.26	1.33
9	K	916	LYS	C-N	-5.14	1.26	1.33
10	C24	418	ASN	C-N	5.14	1.40	1.34
11	A32	782	PRO	C-N	-5.14	1.26	1.33

*Continued on next page...*

*Continued from previous page...*

Mol	Chain	Res	Type	Atoms	Z	Observed(Å)	Ideal(Å)
18	B	285	LEU	C-N	-5.14	1.26	1.34
18	B8	1362	ALA	C-N	5.14	1.40	1.33
20	E	463	ASP	C-N	-5.14	1.27	1.33
22	I	321	LYS	C-N	-5.14	1.27	1.34
10	C32	1187	GLY	C-N	-5.14	1.27	1.33
10	C32	1695	LEU	C-N	-5.14	1.27	1.33
18	B	1859	LEU	C-N	-5.14	1.26	1.33
5	P8	125	ALA	C-N	-5.14	1.27	1.33
10	C24	378	GLU	C-N	-5.14	1.27	1.33
11	A40	625	THR	C-N	-5.14	1.27	1.33
12	A	747	MET	C-N	-5.14	1.27	1.33
11	A16	782	PRO	C-N	-5.14	1.26	1.33
19	4	378	TYR	C-N	-5.14	1.26	1.33
22	I	202	LEU	C-N	-5.14	1.26	1.33
23	J16	584	ARG	C-N	-5.14	1.27	1.33
10	C32	698	PHE	C-N	-5.14	1.27	1.33
10	C32	1298	SER	C-N	-5.14	1.27	1.33
2	M8	337	ASP	C-N	5.13	1.40	1.33
5	P16	125	ALA	C-N	-5.13	1.27	1.33
5	P16	128	GLU	C-N	-5.13	1.26	1.33
18	B	207	THR	C-N	-5.13	1.26	1.33
20	E8	338	GLU	C-N	5.13	1.40	1.33
2	M16	525	ALA	C-N	5.13	1.41	1.33
7	Q8	263	PRO	N-CD	5.13	1.54	1.47
11	A24	360	GLU	C-N	-5.13	1.27	1.33
10	C	271	PHE	C-N	-5.13	1.27	1.33
10	C	1602	GLY	C-N	5.13	1.40	1.33
20	E8	171	PHE	C-N	-5.13	1.26	1.33
20	E8	463	ASP	C-N	-5.13	1.27	1.33
7	Q8	179	LEU	C-N	5.13	1.41	1.33
10	C	1187	GLY	C-N	-5.13	1.27	1.33
10	C	1674	LEU	C-N	-5.13	1.27	1.33
18	B8	1289	ASP	C-N	5.13	1.40	1.33
10	C16	271	PHE	C-N	-5.13	1.27	1.33
10	C16	708	GLN	C-N	-5.13	1.27	1.34
10	C16	1102	SER	C-N	-5.13	1.26	1.33
10	C16	1674	LEU	C-N	-5.13	1.27	1.33
10	C16	1695	LEU	C-N	-5.13	1.27	1.33
18	B	1590	LEU	C-N	5.13	1.40	1.33
18	B8	391	ARG	C-N	-5.13	1.27	1.34
20	E	171	PHE	C-N	-5.13	1.26	1.33
23	J16	641	ALA	C-N	-5.13	1.26	1.33

*Continued on next page...*

*Continued from previous page...*

Mol	Chain	Res	Type	Atoms	Z	Observed(Å)	Ideal(Å)
1	R8	1325	GLN	C-N	-5.13	1.27	1.33
2	M16	337	ASP	C-N	5.13	1.40	1.33
2	M16	741	SER	C-N	-5.13	1.27	1.33
5	P	526	ALA	C-N	-5.13	1.26	1.33
10	C16	1657	SER	C-N	-5.13	1.26	1.33
12	A	551	SER	C-N	-5.13	1.26	1.33
10	C	698	PHE	C-N	-5.13	1.27	1.33
19	48	378	TYR	C-N	-5.13	1.26	1.33
23	J24	584	ARG	C-N	-5.13	1.27	1.33
1	R	1362	ASP	C-N	-5.12	1.27	1.33
5	P	120	SER	C-N	-5.12	1.26	1.33
7	Q8	220	ASN	C-N	5.12	1.41	1.33
9	K	585	GLU	C-N	-5.12	1.26	1.33
10	C	1039	ALA	C-N	-5.12	1.26	1.33
2	M	407	VAL	C-N	-5.12	1.26	1.33
10	C24	1695	LEU	C-N	-5.12	1.27	1.33
18	B8	1865	LEU	C-N	5.12	1.40	1.33
19	48	243	SER	C-N	-5.12	1.26	1.33
23	J32	641	ALA	C-N	-5.12	1.26	1.33
10	C32	1628	SER	C-N	5.12	1.41	1.33
2	M8	285	ARG	C-N	-5.12	1.27	1.33
10	C32	575	PHE	C-N	-5.12	1.25	1.33
2	M16	384	ASP	C-N	5.12	1.42	1.33
5	P8	526	ALA	C-N	-5.12	1.26	1.33
10	C16	788	LEU	C-N	-5.12	1.27	1.33
10	C8	1628	SER	C-N	5.12	1.41	1.33
10	C32	746	GLY	C-N	-5.12	1.26	1.33
10	C24	1284	ASP	C-N	-5.12	1.27	1.33
10	C24	1721	GLN	C-N	5.12	1.41	1.33
10	C	1743	GLN	C-N	-5.12	1.27	1.33
10	C32	1662	ASP	C-N	5.12	1.40	1.33
5	P	487	GLU	C-N	-5.12	1.26	1.33
10	C16	698	PHE	C-N	-5.12	1.27	1.33
10	C	1186	TRP	C-N	5.12	1.40	1.33
10	C32	770	SER	C-N	5.12	1.40	1.33
2	M	627	TYR	C-N	-5.11	1.27	1.33
2	M	841	GLN	C-N	-5.11	1.26	1.33
1	R8	1249	SER	C-N	-5.11	1.26	1.33
6	O	141	PRO	C-N	-5.11	1.26	1.33
7	Q8	89	GLY	C-N	-5.11	1.26	1.33
10	C	1138	GLU	C-N	5.11	1.40	1.33
10	C8	122	LEU	C-N	5.11	1.40	1.33

*Continued on next page...*

*Continued from previous page...*

Mol	Chain	Res	Type	Atoms	Z	Observed(Å)	Ideal(Å)
10	C8	1186	TRP	C-N	5.11	1.40	1.33
18	B	391	ARG	C-N	-5.11	1.27	1.34
20	E	338	GLU	C-N	5.11	1.40	1.33
5	P8	61	ASP	C-N	5.11	1.40	1.33
7	Q16	33	ARG	C-N	5.11	1.40	1.33
10	C	1662	ASP	C-N	5.11	1.40	1.33
18	B8	733	VAL	C-N	-5.11	1.27	1.33
9	K	959	TRP	C-N	-5.11	1.27	1.33
14	W	755	VAL	C-N	5.11	1.41	1.33
10	C8	1102	SER	C-N	-5.11	1.26	1.33
18	B	1813	SER	C-N	5.11	1.40	1.33
18	B8	1239	SER	C-N	5.11	1.40	1.33
2	M8	858	SER	C-N	5.11	1.40	1.33
10	C16	575	PHE	C-N	-5.11	1.25	1.33
10	C24	452	LEU	C-N	5.11	1.40	1.33
18	B	1417	SER	C-N	5.11	1.40	1.33
20	E8	369	TRP	C-N	-5.11	1.26	1.33
7	Q8	74	TRP	C-N	5.11	1.40	1.33
11	A32	298	THR	C-N	5.11	1.40	1.33
11	A32	625	THR	C-N	-5.11	1.27	1.33
11	A32	747	MET	C-N	-5.11	1.27	1.33
11	A32	751	THR	C-N	-5.11	1.27	1.33
18	B8	207	THR	C-N	-5.11	1.26	1.33
23	J32	659	GLU	C-N	-5.11	1.26	1.33
11	A24	751	THR	C-N	-5.11	1.27	1.33
11	A40	747	MET	C-N	-5.11	1.27	1.33
10	C8	271	PHE	C-N	-5.11	1.27	1.33
10	C8	549	TYR	C-N	-5.11	1.26	1.33
11	A16	298	THR	C-N	5.11	1.40	1.33
10	C32	1039	ALA	C-N	-5.11	1.26	1.33
10	C32	1680	SER	C-N	-5.11	1.27	1.33
12	A48	551	SER	C-N	-5.11	1.26	1.33
9	K8	714	ARG	C-N	-5.10	1.27	1.33
10	C	1721	GLN	C-N	5.10	1.41	1.33
18	B	1730	ALA	C-N	-5.10	1.27	1.33
2	M8	407	VAL	C-N	-5.10	1.26	1.33
7	Q16	189	SER	C-N	-5.10	1.27	1.33
9	K8	826	LEU	C-N	5.10	1.37	1.33
10	C	1359	ILE	C-N	-5.10	1.26	1.34
10	C8	248	LEU	C-N	5.10	1.40	1.33
10	C8	1039	ALA	C-N	-5.10	1.26	1.33
10	C32	808	PRO	C-N	-5.10	1.27	1.33

*Continued on next page...*

*Continued from previous page...*

Mol	Chain	Res	Type	Atoms	Z	Observed(Å)	Ideal(Å)
10	C24	332	SER	C-N	5.10	1.40	1.34
10	C24	1602	GLY	C-N	5.10	1.40	1.33
19	48	48	ASP	C-N	-5.10	1.25	1.33
1	R	1249	SER	C-N	-5.10	1.26	1.33
6	O8	30	ASN	C-N	-5.10	1.26	1.33
7	Q8	33	ARG	C-N	5.10	1.40	1.33
9	K8	872	THR	C-N	-5.10	1.27	1.33
10	C16	378	GLU	C-N	-5.10	1.27	1.33
10	C8	759	VAL	C-N	-5.10	1.25	1.32
11	A16	551	SER	C-N	-5.10	1.26	1.33
18	B	1144	LYS	C-N	5.10	1.41	1.33
19	4	243	SER	C-N	-5.10	1.26	1.33
10	C32	1483	GLY	C-N	5.10	1.40	1.33
7	Q	74	TRP	C-N	5.10	1.40	1.33
7	Q16	263	PRO	N-CD	5.10	1.54	1.47
12	A	553	THR	C-N	-5.10	1.26	1.33
10	C32	1102	SER	C-N	-5.10	1.26	1.33
10	C24	759	VAL	C-N	-5.10	1.25	1.32
10	C8	1633	SER	C-N	-5.10	1.27	1.33
10	C24	591	ALA	C-N	5.09	1.40	1.33
2	M16	407	VAL	C-N	-5.09	1.27	1.33
3	N16	43	ASN	C-N	5.09	1.41	1.33
6	O	30	ASN	C-N	-5.09	1.26	1.33
9	K8	1155	THR	C-N	5.09	1.40	1.33
10	C8	1674	LEU	C-N	-5.09	1.27	1.33
11	A32	851	ARG	C-N	-5.09	1.26	1.34
24	D40	385	PRO	CA-C	5.09	1.54	1.51
12	A48	747	MET	C-N	-5.09	1.27	1.33
3	N8	43	ASN	C-N	5.09	1.41	1.33
7	Q	220	ASN	C-N	5.09	1.40	1.33
5	P8	487	GLU	C-N	-5.09	1.26	1.33
6	O16	30	ASN	C-N	-5.09	1.26	1.33
10	C16	1039	ALA	C-N	-5.09	1.27	1.33
10	C24	1633	SER	C-N	-5.09	1.27	1.33
18	B8	1273	GLU	C-N	5.09	1.40	1.33
22	I16	321	LYS	C-N	-5.09	1.27	1.34
6	O16	10	SER	C-N	-5.09	1.26	1.33
10	C24	788	LEU	C-N	-5.09	1.27	1.33
10	C	1483	GLY	C-N	5.09	1.40	1.33
11	A16	751	THR	C-N	-5.09	1.27	1.33
23	J8	690	ASP	C-N	-5.09	1.27	1.33
10	C32	1743	GLN	C-N	-5.09	1.27	1.33

*Continued on next page...*

*Continued from previous page...*

Mol	Chain	Res	Type	Atoms	Z	Observed(Å)	Ideal(Å)
2	M8	525	ALA	C-N	5.09	1.41	1.33
10	C16	1037	SER	C-N	-5.09	1.26	1.33
22	I24	202	LEU	C-N	-5.09	1.26	1.33
7	Q16	179	LEU	C-N	5.09	1.41	1.33
9	K	628	LYS	C-N	-5.09	1.26	1.34
11	A24	851	ARG	C-N	-5.09	1.26	1.34
23	J24	641	ALA	C-N	-5.09	1.27	1.33
10	C24	1039	ALA	C-N	-5.08	1.27	1.33
11	A40	751	THR	C-N	-5.08	1.27	1.33
5	P8	413	VAL	C-N	-5.08	1.27	1.33
6	O16	141	PRO	C-N	-5.08	1.26	1.33
10	C16	1187	GLY	C-N	-5.08	1.27	1.33
10	C16	1628	SER	C-N	5.08	1.41	1.33
10	C8	1680	SER	C-N	-5.08	1.27	1.33
18	B8	165	GLU	C-N	-5.08	1.27	1.33
9	K8	620	ALA	C-N	5.08	1.40	1.33
11	A24	298	THR	C-N	5.08	1.40	1.33
10	C24	800	ASP	C-N	5.08	1.40	1.33
10	C	1680	SER	C-N	-5.08	1.27	1.33
23	J16	549	GLU	C-N	-5.08	1.27	1.33
15	J	576	LEU	C-N	-5.08	1.27	1.33
23	J16	659	GLU	C-N	-5.08	1.27	1.33
10	C32	1193	ASN	C-N	-5.08	1.27	1.33
5	P	39	LEU	C-N	-5.08	1.25	1.33
6	O8	10	SER	C-N	-5.08	1.26	1.33
11	A24	625	THR	C-N	-5.08	1.27	1.33
10	C	1628	SER	C-N	5.08	1.41	1.33
10	C32	1284	ASP	C-N	-5.08	1.27	1.33
7	Q	89	GLY	C-N	-5.08	1.26	1.33
18	B	1731	PHE	C-N	-5.08	1.27	1.33
10	C32	387	ALA	C-N	-5.08	1.26	1.33
10	C32	759	VAL	C-N	-5.08	1.25	1.32
5	P	639	THR	C-N	-5.08	1.27	1.33
7	Q8	210	SER	C-N	5.08	1.39	1.33
10	C16	759	VAL	C-N	-5.08	1.25	1.32
18	B	1180	VAL	C-N	-5.08	1.27	1.33
18	B	1362	ALA	C-N	5.08	1.40	1.33
2	M16	422	LEU	C-N	-5.07	1.26	1.33
9	K8	628	LYS	C-N	-5.07	1.26	1.34
15	J	604	GLU	C-N	-5.07	1.27	1.33
10	C	400	PRO	C-N	5.07	1.40	1.33
18	B	733	VAL	C-N	-5.07	1.27	1.33

*Continued on next page...*

*Continued from previous page...*

Mol	Chain	Res	Type	Atoms	Z	Observed(Å)	Ideal(Å)
22	I8	321	LYS	C-N	-5.07	1.27	1.34
2	M	525	ALA	C-N	5.07	1.41	1.33
7	Q16	265	VAL	C-N	-5.07	1.26	1.33
23	J16	629	ASN	C-N	5.07	1.41	1.34
5	P16	608	LYS	C-N	-5.07	1.27	1.33
9	K	620	ALA	C-N	5.07	1.40	1.33
11	A24	551	SER	C-N	-5.07	1.26	1.33
11	A24	553	THR	C-N	-5.07	1.26	1.33
11	A40	551	SER	C-N	-5.07	1.26	1.33
20	E8	284	LEU	C-N	-5.07	1.27	1.33
10	C32	987	TYR	C-N	5.07	1.40	1.33
12	A48	147	PHE	C-N	5.07	1.41	1.34
10	C24	1674	LEU	C-N	-5.07	1.27	1.33
18	B	652	LEU	C-N	-5.07	1.27	1.34
10	C32	1633	SER	C-N	-5.07	1.27	1.33
10	C32	1657	SER	C-N	-5.07	1.26	1.33
2	M16	527	GLY	C-N	-5.07	1.26	1.33
10	C8	1359	ILE	C-N	-5.07	1.26	1.34
18	B	1865	LEU	C-N	5.07	1.40	1.33
7	Q	283	GLU	C-N	-5.07	1.27	1.33
6	O8	79	ASP	C-N	-5.07	1.26	1.33
10	C8	1193	ASN	C-N	-5.07	1.27	1.33
11	A16	337	ARG	C-N	5.07	1.41	1.33
18	B8	85	ASP	C-N	-5.07	1.27	1.33
22	I16	202	LEU	C-N	-5.07	1.26	1.33
10	C32	986	LYS	C-N	-5.07	1.26	1.33
7	Q	63	ASN	C-N	5.06	1.40	1.33
7	Q	210	SER	C-N	5.06	1.39	1.33
11	A40	298	THR	C-N	5.06	1.40	1.33
18	B	1635	GLY	C-N	5.06	1.41	1.33
23	J8	549	GLU	C-N	-5.06	1.27	1.33
10	C32	271	PHE	C-N	-5.06	1.27	1.33
9	K	937	ILE	C-N	-5.06	1.27	1.33
9	K	1279	GLU	C-N	-5.06	1.26	1.33
10	C32	1571	PHE	C-N	5.06	1.41	1.33
5	P16	526	ALA	C-N	-5.06	1.27	1.33
9	K8	717	ARG	C-N	-5.06	1.26	1.33
10	C16	1359	ILE	C-N	-5.06	1.26	1.34
11	A16	621	LYS	C-N	-5.06	1.27	1.33
2	M	285	ARG	C-N	-5.06	1.27	1.33
7	Q16	283	GLU	C-N	-5.06	1.27	1.33
13	V	740	GLU	C-N	-5.06	1.27	1.33

*Continued on next page...*

*Continued from previous page...*

Mol	Chain	Res	Type	Atoms	Z	Observed(Å)	Ideal(Å)
11	A32	551	SER	C-N	-5.06	1.26	1.33
6	O	79	ASP	C-N	-5.05	1.26	1.33
10	C16	122	LEU	C-N	5.05	1.40	1.33
10	C16	987	TYR	C-N	5.05	1.40	1.33
10	C16	1680	SER	C-N	-5.05	1.27	1.33
10	C24	1685	SER	C-N	-5.05	1.27	1.33
10	C	1785	SER	C-N	-5.05	1.27	1.34
23	J24	549	GLU	C-N	-5.05	1.27	1.33
24	D8	385	PRO	CA-C	5.05	1.54	1.51
10	C24	122	LEU	C-N	5.05	1.40	1.33
18	B8	652	LEU	C-N	-5.05	1.27	1.34
20	E	379	SER	C-N	-5.05	1.27	1.33
10	C32	122	LEU	C-N	5.05	1.40	1.33
10	C16	332	SER	C-N	5.05	1.40	1.34
10	C24	443	SER	C-N	-5.05	1.27	1.33
11	A32	677	ASP	C-N	-5.05	1.27	1.33
20	E	307	THR	C-N	-5.05	1.26	1.33
23	J8	641	ALA	C-N	-5.05	1.27	1.33
22	I24	162	GLN	C-N	-5.05	1.27	1.33
24	D	385	PRO	CA-C	5.05	1.54	1.51
2	M	858	SER	C-N	5.05	1.40	1.33
6	O	10	SER	C-N	-5.05	1.26	1.33
5	P16	487	GLU	C-N	-5.05	1.26	1.33
10	C	332	SER	C-N	5.05	1.40	1.34
11	A32	337	ARG	C-N	5.05	1.41	1.33
22	I	162	GLN	C-N	-5.05	1.27	1.33
23	J32	634	SER	C-N	-5.05	1.27	1.33
5	P	608	LYS	C-N	-5.05	1.27	1.33
18	B	165	GLU	C-N	-5.05	1.27	1.33
18	B8	1582	PHE	C-N	5.05	1.40	1.33
18	B	187	LEU	C-N	5.04	1.41	1.33
19	4	48	ASP	C-N	-5.04	1.25	1.33
23	J8	629	ASN	C-N	5.04	1.41	1.34
9	K	714	ARG	C-N	-5.04	1.27	1.33
11	A32	553	THR	C-N	-5.04	1.26	1.33
1	R8	1174	GLY	C-N	5.04	1.42	1.34
1	R16	1174	GLY	C-N	5.04	1.42	1.34
9	K8	959	TRP	C-N	-5.04	1.27	1.33
10	C24	156	GLN	C-N	5.04	1.40	1.33
11	A32	621	LYS	C-N	-5.04	1.27	1.33
18	B8	1180	VAL	C-N	-5.04	1.27	1.33
10	C32	378	GLU	C-N	-5.04	1.27	1.33

*Continued on next page...*



*Continued from previous page...*

Mol	Chain	Res	Type	Atoms	Z	Observed(Å)	Ideal(Å)
10	C32	443	SER	C-N	-5.04	1.27	1.33
10	C16	986	LYS	C-N	-5.04	1.26	1.33
10	C	1170	VAL	C-N	-5.04	1.27	1.33
18	B	1582	PHE	C-N	5.04	1.40	1.33
18	B8	1859	LEU	C-N	-5.04	1.27	1.33
20	E	369	TRP	C-N	-5.04	1.27	1.33
23	J32	549	GLU	C-N	-5.04	1.27	1.33
2	M16	285	ARG	C-N	-5.04	1.27	1.33
5	P8	120	SER	C-N	-5.04	1.27	1.33
10	C16	1785	SER	C-N	-5.04	1.27	1.34
10	C24	387	ALA	C-N	-5.04	1.26	1.33
10	C24	1037	SER	C-N	-5.04	1.26	1.33
10	C24	1170	VAL	C-N	-5.04	1.27	1.33
10	C24	1571	PHE	C-N	5.04	1.40	1.33
10	C	443	SER	C-N	-5.04	1.27	1.33
10	C	759	VAL	C-N	-5.04	1.25	1.32
18	B8	1730	ALA	C-N	-5.04	1.27	1.33
22	I	289	LEU	C-N	-5.04	1.27	1.34
10	C32	580	GLY	C-N	5.04	1.40	1.33
10	C32	963	GLN	C-N	5.04	1.40	1.33
5	P16	514	GLU	C-N	-5.04	1.27	1.33
7	Q16	63	ASN	C-N	5.04	1.40	1.33
7	Q16	210	SER	C-N	5.04	1.39	1.33
10	C24	580	GLY	C-N	5.04	1.40	1.33
10	C24	1193	ASN	C-N	-5.04	1.27	1.33
15	J	555	GLN	C-N	-5.04	1.27	1.33
10	C	800	ASP	C-N	5.04	1.40	1.33
10	C32	1215	ALA	C-N	-5.04	1.26	1.33
9	K8	901	TRP	C-N	-5.03	1.27	1.33
18	B	1273	GLU	C-N	5.03	1.40	1.33
10	C32	1359	ILE	C-N	-5.03	1.27	1.34
9	K	872	THR	C-N	-5.03	1.27	1.33
23	J8	659	GLU	C-N	-5.03	1.27	1.33
1	R8	1190	VAL	C-N	5.03	1.40	1.33
7	Q8	189	SER	C-N	-5.03	1.27	1.33
5	P16	39	LEU	C-N	-5.03	1.25	1.33
5	P16	45	CYS	C-N	-5.03	1.26	1.33
7	Q16	220	ASN	C-N	5.03	1.40	1.33
9	K8	916	LYS	C-N	-5.03	1.27	1.33
10	C24	1215	ALA	C-N	-5.03	1.26	1.33
18	B8	1635	GLY	C-N	5.03	1.41	1.33
7	Q16	74	TRP	C-N	5.03	1.40	1.33

*Continued on next page...*

*Continued from previous page...*

Mol	Chain	Res	Type	Atoms	Z	Observed(Å)	Ideal(Å)
9	K	803	VAL	C-N	-5.03	1.27	1.33
10	C	1056	VAL	C-N	-5.03	1.27	1.33
10	C	1571	PHE	C-N	5.03	1.40	1.33
10	C8	1215	ALA	C-N	-5.03	1.26	1.33
11	A16	625	THR	C-N	-5.03	1.27	1.33
18	B	1289	ASP	C-N	5.03	1.40	1.33
10	C32	800	ASP	C-N	5.03	1.40	1.33
1	R16	1277	LEU	C-N	-5.03	1.27	1.33
5	P8	608	LYS	C-N	-5.03	1.27	1.33
10	C16	963	GLN	C-N	5.03	1.40	1.33
11	A40	654	PRO	N-CD	-5.03	1.40	1.47
15	J	654	VAL	C-N	-5.03	1.27	1.33
11	A16	677	ASP	C-N	-5.03	1.27	1.33
18	B8	1417	SER	C-N	5.03	1.40	1.33
10	C32	332	SER	C-N	5.03	1.40	1.34
12	A48	553	THR	C-N	-5.03	1.26	1.33
3	N	16	ASP	C-N	-5.02	1.26	1.33
7	Q16	89	GLY	C-N	-5.02	1.26	1.33
10	C24	1483	GLY	C-N	5.02	1.40	1.33
23	J32	629	ASN	C-N	5.02	1.40	1.34
2	M	728	GLU	C-N	-5.02	1.27	1.33
5	P	514	GLU	C-N	-5.02	1.27	1.33
10	C16	156	GLN	C-N	5.02	1.40	1.33
1	R	1174	GLY	C-N	5.02	1.42	1.34
10	C16	1571	PHE	C-N	5.02	1.40	1.33
10	C24	1056	VAL	C-N	-5.02	1.27	1.33
14	W	798	VAL	C-N	-5.02	1.27	1.33
11	A16	553	THR	C-N	-5.02	1.26	1.33
3	N	150	PRO	N-CD	5.02	1.54	1.47
2	M16	858	SER	C-N	5.02	1.40	1.33
5	P8	39	LEU	C-N	-5.02	1.25	1.33
10	C24	1680	SER	C-N	-5.02	1.27	1.33
18	B	1914	VAL	C-N	-5.02	1.26	1.33
18	B8	726	GLU	C-N	5.02	1.41	1.33
18	B8	1144	LYS	C-N	5.02	1.41	1.33
12	A48	625	THR	C-N	-5.02	1.27	1.33
5	P	323	SER	C-N	-5.02	1.26	1.33
5	P8	45	CYS	C-N	-5.02	1.26	1.33
5	P8	323	SER	C-N	-5.02	1.26	1.33
5	P16	323	SER	C-N	-5.02	1.26	1.33
10	C8	443	SER	C-N	-5.02	1.27	1.33
10	C8	1721	GLN	C-N	5.02	1.40	1.33

*Continued on next page...*

*Continued from previous page...*

Mol	Chain	Res	Type	Atoms	Z	Observed(Å)	Ideal(Å)
20	E8	307	THR	C-N	-5.02	1.26	1.33
22	I8	289	LEU	C-N	-5.02	1.27	1.34
12	A48	751	THR	C-N	-5.02	1.27	1.33
10	C	1215	ALA	C-N	-5.02	1.26	1.33
3	N	43	ASN	C-N	5.01	1.41	1.33
5	P8	514	GLU	C-N	-5.01	1.27	1.33
7	Q8	63	ASN	C-N	5.01	1.40	1.33
10	C16	387	ALA	C-N	-5.01	1.26	1.33
12	A	625	THR	C-N	-5.01	1.27	1.33
10	C	387	ALA	C-N	-5.01	1.26	1.33
18	B8	600	SER	C-N	5.01	1.40	1.33
22	I8	181	LEU	C-N	-5.01	1.27	1.33
22	I16	181	LEU	C-N	-5.01	1.27	1.33
10	C32	1685	SER	C-N	-5.01	1.27	1.33
7	Q	265	VAL	C-N	-5.01	1.26	1.33
7	Q16	185	VAL	C-N	5.01	1.40	1.33
10	C24	1662	ASP	C-N	5.01	1.40	1.33
18	B	675	SER	C-N	5.01	1.40	1.34
22	I8	101	ALA	C-N	-5.01	1.27	1.33
10	C24	1112	LEU	C-N	-5.01	1.26	1.33
13	V	842	HIS	C-N	-5.01	1.27	1.33
10	C8	963	GLN	C-N	5.01	1.40	1.33
18	B8	1589	LEU	C-N	5.01	1.41	1.33
22	I16	289	LEU	C-N	-5.01	1.27	1.34
5	P	702	LEU	C-N	-5.01	1.27	1.33
10	C8	156	GLN	C-N	5.01	1.40	1.33
10	C8	387	ALA	C-N	-5.01	1.26	1.33
21	H	358	ARG	C-N	-5.01	1.27	1.33
22	I8	202	LEU	C-N	-5.01	1.26	1.33
23	J24	690	ASP	C-N	-5.01	1.27	1.33
1	R	1263	MET	C-N	-5.01	1.27	1.33
9	K8	937	ILE	C-N	-5.01	1.27	1.33
2	M8	728	GLU	C-N	-5.01	1.27	1.33
2	M16	404	ASP	C-N	-5.01	1.27	1.33
7	Q	189	SER	C-N	-5.01	1.27	1.33
5	P8	702	LEU	C-N	-5.01	1.27	1.33
22	I	181	LEU	C-N	-5.01	1.27	1.33
12	A48	654	PRO	N-CD	-5.01	1.40	1.47
23	J24	629	ASN	C-N	5.00	1.40	1.34
10	C32	156	GLN	C-N	5.00	1.40	1.33
10	C32	1170	VAL	C-N	-5.00	1.27	1.33
3	N8	16	ASP	C-N	-5.00	1.26	1.33

*Continued on next page...*

*Continued from previous page...*

Mol	Chain	Res	Type	Atoms	Z	Observed(Å)	Ideal(Å)
2	M16	577	HIS	C-N	-5.00	1.27	1.33
6	O16	79	ASP	C-N	-5.00	1.26	1.33
10	C16	1483	GLY	C-N	5.00	1.40	1.33
13	V	901	THR	C-N	-5.00	1.27	1.33
10	C	378	GLU	C-N	-5.00	1.27	1.33
11	A32	384	THR	C-N	-5.00	1.26	1.33
19	4	309	GLY	C-N	5.00	1.41	1.33
23	J16	634	SER	C-N	-5.00	1.27	1.33
7	Q	185	VAL	C-N	5.00	1.40	1.33
5	P16	120	SER	C-N	-5.00	1.27	1.33
9	K8	1028	GLN	C-N	-5.00	1.27	1.34
10	C16	1193	ASN	C-N	-5.00	1.27	1.33
12	A	751	THR	C-N	-5.00	1.27	1.33
19	48	309	GLY	C-N	5.00	1.41	1.33
23	J8	590	ALA	C-N	-5.00	1.27	1.33

All (6602) bond angle outliers are listed below:

Mol	Chain	Res	Type	Atoms	Z	Observed(°)	Ideal(°)
8	L8	1054	HIS	ND1-CE1-NE2	-53.29	55.11	108.40
8	L	1054	HIS	ND1-CE1-NE2	-53.27	55.12	108.40
8	L16	1054	HIS	ND1-CE1-NE2	-53.26	55.14	108.40
1	R16	529	HIS	ND1-CE1-NE2	-52.76	55.64	108.40
1	R	529	HIS	ND1-CE1-NE2	-52.75	55.65	108.40
1	R8	529	HIS	ND1-CE1-NE2	-52.74	55.66	108.40
4	T	160	HIS	ND1-CE1-NE2	-52.23	56.16	108.40
4	T8	160	HIS	ND1-CE1-NE2	-52.18	56.22	108.40
4	T16	160	HIS	ND1-CE1-NE2	-52.18	56.22	108.40
4	T	160	HIS	CE1-NE2-CD2	-44.26	64.74	109.00
4	T8	160	HIS	CE1-NE2-CD2	-44.23	64.77	109.00
4	T16	160	HIS	CE1-NE2-CD2	-44.21	64.79	109.00
8	L8	1054	HIS	CE1-NE2-CD2	-43.74	65.26	109.00
8	L16	1054	HIS	CE1-NE2-CD2	-43.72	65.28	109.00
8	L	1054	HIS	CE1-NE2-CD2	-43.69	65.31	109.00
1	R	529	HIS	CE1-NE2-CD2	-43.67	65.33	109.00
1	R8	529	HIS	CE1-NE2-CD2	-43.66	65.34	109.00
1	R16	529	HIS	CE1-NE2-CD2	-43.65	65.35	109.00
1	R	1381	GLU	O-C-N	-40.39	69.77	122.28
1	R8	1381	GLU	O-C-N	-40.38	69.78	122.28
1	R16	1381	GLU	O-C-N	-40.38	69.78	122.28
10	C24	670	GLU	O-C-N	-37.38	93.44	121.47
10	C8	670	GLU	O-C-N	-37.36	93.45	121.47

*Continued on next page...*

*Continued from previous page...*

Mol	Chain	Res	Type	Atoms	Z	Observed(°)	Ideal(°)
10	C16	670	GLU	O-C-N	-37.29	93.50	121.47
10	C	670	GLU	O-C-N	-37.29	93.50	121.47
10	C32	670	GLU	O-C-N	-37.22	93.55	121.47
10	C16	1658	ASP	O-C-N	-35.14	75.86	122.59
10	C32	1658	ASP	O-C-N	-35.12	75.88	122.59
10	C24	1658	ASP	O-C-N	-35.10	75.90	122.59
10	C	1658	ASP	O-C-N	-35.10	75.90	122.59
3	N16	168	VAL	O-C-N	-31.45	83.26	122.57
3	N8	168	VAL	O-C-N	-31.43	83.28	122.57
3	N	168	VAL	O-C-N	-31.40	83.32	122.57
1	R16	1183	GLU	O-C-N	-31.36	80.88	122.59
1	R	1183	GLU	O-C-N	-31.35	80.89	122.59
1	R8	1183	GLU	O-C-N	-31.33	80.92	122.59
9	K8	1139	ILE	O-C-N	-31.14	83.65	122.57
9	K	1139	ILE	O-C-N	-31.14	83.65	122.57
1	R16	529	HIS	CG-CD2-NE2	-29.67	77.53	107.20
1	R	529	HIS	CG-CD2-NE2	-29.66	77.53	107.20
1	R8	529	HIS	CG-CD2-NE2	-29.65	77.55	107.20
4	T	160	HIS	CG-CD2-NE2	-29.38	77.82	107.20
4	T8	160	HIS	CG-CD2-NE2	-29.38	77.83	107.20
4	T16	160	HIS	CG-CD2-NE2	-29.36	77.84	107.20
8	L8	1054	HIS	CG-CD2-NE2	-29.34	77.86	107.20
8	L16	1054	HIS	CG-CD2-NE2	-29.33	77.87	107.20
8	L	1054	HIS	CG-CD2-NE2	-29.32	77.88	107.20
18	B	1476	SER	O-C-N	-29.10	83.06	122.06
18	B8	1476	SER	O-C-N	-29.09	83.08	122.06
1	R8	1189	PRO	O-C-N	-27.23	85.88	122.64
1	R16	1189	PRO	O-C-N	-27.22	85.89	122.64
1	R	1189	PRO	O-C-N	-27.17	85.96	122.64
18	B8	1116	GLU	O-C-N	-26.62	87.19	122.59
18	B	1116	GLU	O-C-N	-26.58	87.24	122.59
9	K8	1054	THR	O-C-N	-26.44	87.42	122.59
9	K	1054	THR	O-C-N	-26.43	87.44	122.59
17	F24	72	SER	O-C-N	-26.40	87.47	122.59
17	F16	72	SER	O-C-N	-26.40	87.48	122.59
17	F8	72	SER	O-C-N	-26.39	87.49	122.59
17	F	72	SER	O-C-N	-26.39	87.49	122.59
9	K	1051	GLU	O-C-N	-26.30	87.62	122.59
9	K8	1051	GLU	O-C-N	-26.18	87.78	122.59
9	K	1088	ASP	O-C-N	-25.10	89.24	122.38
9	K8	1088	ASP	O-C-N	-25.09	89.26	122.38
10	C	251	GLY	O-C-N	-24.59	107.86	123.35

*Continued on next page...*

*Continued from previous page...*

Mol	Chain	Res	Type	Atoms	Z	Observed(°)	Ideal(°)
10	C16	251	GLY	O-C-N	-24.53	107.89	123.35
10	C24	251	GLY	O-C-N	-24.53	107.89	123.35
10	C8	251	GLY	O-C-N	-24.53	107.90	123.35
10	C32	251	GLY	O-C-N	-24.49	107.92	123.35
15	J	677	GLY	O-C-N	-24.29	91.12	122.70
19	4	445	VAL	O-C-N	-24.21	92.30	122.57
19	48	445	VAL	O-C-N	-24.15	92.38	122.57
10	C24	1071	GLN	O-C-N	-23.98	90.69	122.59
10	C	1071	GLN	O-C-N	-23.96	90.72	122.59
10	C8	1071	GLN	O-C-N	-23.95	90.73	122.59
10	C32	1071	GLN	O-C-N	-23.93	90.76	122.59
4	T8	386	HIS	ND1-CE1-NE2	-23.93	84.47	108.40
10	C16	1071	GLN	O-C-N	-23.92	90.78	122.59
4	T16	386	HIS	ND1-CE1-NE2	-23.91	84.49	108.40
9	K	727	ASP	O-C-N	-23.91	90.80	122.59
4	T	386	HIS	ND1-CE1-NE2	-23.89	84.50	108.40
9	K8	727	ASP	O-C-N	-23.89	90.82	122.59
9	K	1056	VAL	O-C-N	-23.79	92.83	122.57
9	K8	1056	VAL	O-C-N	-23.79	92.83	122.57
10	C	1617	ALA	O-C-N	-23.59	91.21	122.59
10	C8	1617	ALA	O-C-N	-23.56	91.25	122.59
10	C24	1617	ALA	O-C-N	-23.55	91.28	122.59
10	C32	1617	ALA	O-C-N	-23.54	91.28	122.59
20	E8	339	LYS	O-C-N	-23.50	91.33	122.59
10	C16	1617	ALA	O-C-N	-23.48	91.36	122.59
20	E	339	LYS	O-C-N	-23.48	91.37	122.59
18	B	1130	LEU	O-C-N	-23.35	91.54	122.59
18	B8	1130	LEU	O-C-N	-23.34	91.55	122.59
10	C8	1272	GLN	O-C-N	-23.13	85.18	122.42
10	C16	1272	GLN	O-C-N	-23.12	85.20	122.42
10	C24	1272	GLN	O-C-N	-23.10	85.23	122.42
10	C	1272	GLN	O-C-N	-23.07	85.27	122.42
10	C32	1272	GLN	O-C-N	-23.07	85.28	122.42
2	M8	346	VAL	O-C-N	-22.94	93.89	122.57
2	M16	346	VAL	O-C-N	-22.92	93.92	122.57
2	M	346	VAL	O-C-N	-22.87	93.98	122.57
20	E8	350	GLU	O-C-N	-22.68	92.42	122.59
20	E	350	GLU	O-C-N	-22.65	92.47	122.59
18	B8	1800	ARG	O-C-N	-22.58	92.56	122.59
18	B	1800	ARG	O-C-N	-22.56	92.58	122.59
13	V	883	PRO	O-C-N	-21.99	92.95	122.64
4	T	386	HIS	CE1-NE2-CD2	-21.97	87.03	109.00

*Continued on next page...*

*Continued from previous page...*

Mol	Chain	Res	Type	Atoms	Z	Observed(°)	Ideal(°)
4	T16	386	HIS	CE1-NE2-CD2	-21.96	87.04	109.00
4	T8	386	HIS	CE1-NE2-CD2	-21.92	87.08	109.00
4	T16	386	HIS	CG-CD2-NE2	21.91	129.11	107.20
4	T	386	HIS	CG-CD2-NE2	21.88	129.08	107.20
4	T8	386	HIS	CG-CD2-NE2	21.86	129.06	107.20
19	4	60	GLN	O-C-N	-21.60	93.86	122.59
19	48	60	GLN	O-C-N	-21.60	93.87	122.59
18	B	684	ILE	O-C-N	-21.48	95.72	122.57
18	B8	684	ILE	O-C-N	-21.47	95.74	122.57
19	48	58	GLU	O-C-N	-21.42	94.10	122.59
1	R8	1197	GLU	O-C-N	-21.37	88.02	122.42
19	4	58	GLU	O-C-N	-21.37	94.17	122.59
1	R16	1197	GLU	O-C-N	-21.36	88.03	122.42
1	R	1197	GLU	O-C-N	-21.33	88.08	122.42
18	B	970	SER	O-C-N	-21.17	94.44	122.38
18	B8	970	SER	O-C-N	-21.16	94.45	122.38
19	48	56	GLU	O-C-N	-21.12	94.50	122.59
19	4	56	GLU	O-C-N	-21.08	94.55	122.59
9	K8	722	GLN	O-C-N	-20.83	100.37	122.03
18	B	679	ASP	O-C-N	-20.82	94.91	122.59
9	K	722	GLN	O-C-N	-20.77	100.43	122.03
10	C16	1072	ASP	O-C-N	-20.76	94.98	122.59
10	C24	1072	ASP	O-C-N	-20.76	94.98	122.59
10	C	1072	ASP	O-C-N	-20.75	94.99	122.59
10	C32	1072	ASP	O-C-N	-20.73	95.02	122.59
22	I16	296	ARG	O-C-N	-20.72	96.95	122.65
18	B	1799	VAL	O-C-N	-20.72	96.67	122.57
18	B8	679	ASP	O-C-N	-20.72	95.03	122.59
10	C8	1056	VAL	O-C-N	-20.71	96.68	122.57
10	C	1056	VAL	O-C-N	-20.71	96.68	122.57
18	B8	1799	VAL	O-C-N	-20.71	96.69	122.57
22	I	296	ARG	O-C-N	-20.71	96.97	122.65
22	I8	296	ARG	O-C-N	-20.71	96.97	122.65
22	I24	296	ARG	O-C-N	-20.69	96.99	122.65
19	4	71	LYS	CA-C-N	20.68	139.75	120.10
19	4	71	LYS	C-N-CA	20.68	139.75	120.10
10	C16	1056	VAL	O-C-N	-20.66	96.75	122.57
19	48	71	LYS	CA-C-N	20.66	139.73	120.10
19	48	71	LYS	C-N-CA	20.66	139.73	120.10
10	C32	1056	VAL	O-C-N	-20.66	96.75	122.57
10	C8	1072	ASP	O-C-N	-20.66	95.12	122.59
10	C24	1056	VAL	O-C-N	-20.65	96.76	122.57

*Continued on next page...*



*Continued from previous page...*

Mol	Chain	Res	Type	Atoms	Z	Observed(°)	Ideal(°)
10	C	1620	ILE	O-C-N	-20.57	96.85	122.57
10	C16	1620	ILE	O-C-N	-20.56	96.87	122.57
10	C32	1620	ILE	O-C-N	-20.53	96.91	122.57
10	C24	1620	ILE	O-C-N	-20.51	96.93	122.57
10	C8	1620	ILE	O-C-N	-20.50	96.94	122.57
9	K8	1274	GLY	O-C-N	-20.01	96.69	122.70
9	K	1274	GLY	O-C-N	-19.99	96.71	122.70
10	C24	1356	ASP	O-C-N	-19.99	96.01	122.59
10	C	1356	ASP	O-C-N	-19.98	96.02	122.59
10	C16	1356	ASP	O-C-N	-19.98	96.02	122.59
10	C32	1356	ASP	O-C-N	-19.96	96.04	122.59
10	C8	1356	ASP	O-C-N	-19.93	96.08	122.59
10	C8	1128	SER	O-C-N	-19.90	96.13	122.59
10	C16	1128	SER	O-C-N	-19.87	96.16	122.59
10	C	1128	SER	O-C-N	-19.87	96.17	122.59
10	C32	1128	SER	O-C-N	-19.85	96.19	122.59
9	K	1277	ALA	O-C-N	-19.82	96.23	122.59
10	C24	1128	SER	O-C-N	-19.80	96.26	122.59
9	K8	1277	ALA	O-C-N	-19.75	96.32	122.59
13	V	873	GLY	O-C-N	-19.55	97.28	122.70
18	B	508	ALA	O-C-N	-19.47	95.03	122.29
18	B8	508	ALA	O-C-N	-19.45	95.05	122.29
10	C16	448	LYS	O-C-N	-19.41	96.78	122.59
9	K8	929	ARG	O-C-N	-19.38	96.81	122.59
10	C24	448	LYS	O-C-N	-19.37	96.83	122.59
18	B	1113	PRO	O-C-N	-19.37	96.49	122.64
10	C32	448	LYS	O-C-N	-19.36	96.84	122.59
7	Q16	89	GLY	O-C-N	-19.35	97.54	122.70
18	B8	1113	PRO	O-C-N	-19.33	96.55	122.64
18	B8	674	CYS	O-C-N	-19.32	96.89	122.59
9	K	929	ARG	O-C-N	-19.31	96.91	122.59
7	Q8	89	GLY	O-C-N	-19.30	97.60	122.70
18	B	674	CYS	O-C-N	-19.30	96.92	122.59
7	Q	89	GLY	O-C-N	-19.26	97.66	122.70
18	B	976	SER	O-C-N	-19.03	97.49	122.61
10	C16	1619	PRO	O-C-N	-19.02	96.96	122.64
18	B8	976	SER	O-C-N	-19.02	97.50	122.61
10	C32	1619	PRO	O-C-N	-19.02	96.97	122.64
10	C24	1619	PRO	O-C-N	-18.99	97.00	122.64
10	C	1619	PRO	O-C-N	-18.98	97.02	122.64
5	P16	392	PRO	O-C-N	-18.97	97.03	122.64
5	P	392	PRO	O-C-N	-18.96	97.04	122.64

*Continued on next page...*



*Continued from previous page...*

Mol	Chain	Res	Type	Atoms	Z	Observed(°)	Ideal(°)
5	P8	392	PRO	O-C-N	-18.95	97.06	122.64
10	C8	1619	PRO	O-C-N	-18.93	97.08	122.64
20	E8	435	ALA	O-C-N	-18.90	97.45	122.59
20	E	435	ALA	O-C-N	-18.90	97.45	122.59
9	K8	1049	ASP	O-C-N	-18.88	100.12	122.22
1	R	1205	ASP	O-C-N	-18.88	97.48	122.59
1	R8	1205	ASP	O-C-N	-18.86	97.51	122.59
1	R16	1205	ASP	O-C-N	-18.82	97.56	122.59
9	K	1049	ASP	O-C-N	-18.75	100.28	122.22
13	V	878	ALA	O-C-N	-18.71	97.70	122.59
10	C16	671	LYS	CA-C-N	18.70	148.84	122.85
10	C16	671	LYS	C-N-CA	18.70	148.84	122.85
10	C8	671	LYS	CA-C-N	18.70	148.84	122.85
10	C8	671	LYS	C-N-CA	18.70	148.84	122.85
10	C32	671	LYS	CA-C-N	18.69	148.83	122.85
10	C32	671	LYS	C-N-CA	18.69	148.83	122.85
10	C24	671	LYS	CA-C-N	18.68	148.81	122.85
10	C24	671	LYS	C-N-CA	18.68	148.81	122.85
10	C	671	LYS	CA-C-N	18.68	148.81	122.85
10	C	671	LYS	C-N-CA	18.68	148.81	122.85
21	H24	318	ALA	O-C-N	-18.56	100.38	122.46
21	H	318	ALA	O-C-N	-18.55	100.38	122.46
21	H8	318	ALA	O-C-N	-18.55	100.39	122.46
21	H16	318	ALA	O-C-N	-18.55	100.39	122.46
11	A24	159	LYS	O-C-N	-18.50	97.99	122.59
11	A40	159	LYS	O-C-N	-18.48	98.02	122.59
12	A48	159	LYS	O-C-N	-18.46	98.04	122.59
12	A	159	LYS	O-C-N	-18.44	98.07	122.59
16	A8	159	LYS	O-C-N	-18.40	98.12	122.59
10	C24	1063	PRO	O-C-N	-18.34	97.89	122.64
10	C32	1063	PRO	O-C-N	-18.32	97.91	122.64
10	C	1063	PRO	O-C-N	-18.30	97.94	122.64
10	C8	1063	PRO	O-C-N	-18.27	97.98	122.64
10	C8	1073	GLY	CA-C-N	18.27	144.19	120.44
10	C8	1073	GLY	C-N-CA	18.27	144.19	120.44
10	C16	1063	PRO	O-C-N	-18.26	97.98	122.64
10	C32	1073	GLY	CA-C-N	18.23	144.14	120.44
10	C32	1073	GLY	C-N-CA	18.23	144.14	120.44
10	C24	1073	GLY	CA-C-N	18.23	144.14	120.44
10	C24	1073	GLY	C-N-CA	18.23	144.14	120.44
10	C	1073	GLY	CA-C-N	18.18	144.08	120.44
10	C	1073	GLY	C-N-CA	18.18	144.08	120.44

*Continued on next page...*

*Continued from previous page...*

Mol	Chain	Res	Type	Atoms	Z	Observed(°)	Ideal(°)
10	C16	1073	GLY	CA-C-N	18.17	144.06	120.44
10	C16	1073	GLY	C-N-CA	18.17	144.06	120.44
18	B8	1229	GLY	O-C-N	-18.01	99.28	122.70
10	C	1080	SER	O-C-N	-17.99	98.66	122.59
18	B	1229	GLY	O-C-N	-17.99	99.31	122.70
10	C24	1080	SER	O-C-N	-17.93	98.75	122.59
10	C32	1080	SER	O-C-N	-17.92	98.75	122.59
10	C16	1080	SER	O-C-N	-17.91	98.77	122.59
10	C8	1080	SER	O-C-N	-17.90	98.79	122.59
20	E	431	SER	CA-C-N	17.75	144.99	120.49
20	E	431	SER	C-N-CA	17.75	144.99	120.49
20	E8	431	SER	CA-C-N	17.74	144.97	120.49
20	E8	431	SER	C-N-CA	17.74	144.97	120.49
19	48	51	PRO	O-C-N	-17.70	98.75	122.64
19	4	51	PRO	O-C-N	-17.70	98.75	122.64
11	A16	469	VAL	O-C-N	-17.66	100.50	122.57
11	A32	469	VAL	O-C-N	-17.65	100.51	122.57
11	A40	469	VAL	O-C-N	-17.64	100.52	122.57
11	A24	469	VAL	O-C-N	-17.62	100.55	122.57
12	A48	469	VAL	O-C-N	-17.59	100.58	122.57
12	A	469	VAL	O-C-N	-17.57	100.61	122.57
14	W	702	PRO	O-C-N	-17.44	99.09	122.64
9	K	1053	MET	O-C-N	-17.42	103.65	122.12
9	K8	1053	MET	O-C-N	-17.41	103.67	122.12
1	R	1208	LYS	O-C-N	-17.25	99.64	122.59
1	R8	1208	LYS	O-C-N	-17.24	99.66	122.59
1	R16	1208	LYS	O-C-N	-17.22	99.69	122.59
2	M16	156	GLY	O-C-N	-17.20	95.48	123.00
2	M8	156	GLY	O-C-N	-17.15	95.56	123.00
2	M	156	GLY	O-C-N	-17.09	95.66	123.00
19	48	186	GLY	O-C-N	-17.07	100.51	122.70
19	4	186	GLY	O-C-N	-17.04	100.55	122.70
18	B8	854	SER	O-C-N	-16.96	101.61	122.65
14	W	585	ILE	O-C-N	-16.93	101.41	122.57
18	B	854	SER	O-C-N	-16.90	101.70	122.65
9	K	1234	ARG	O-C-N	-16.73	100.34	122.59
9	K8	1234	ARG	O-C-N	-16.73	100.34	122.59
14	W	704	THR	O-C-N	-16.72	100.35	122.59
5	P16	145	ILE	O-C-N	-16.66	101.75	122.57
5	P8	145	ILE	O-C-N	-16.64	101.76	122.57
5	P	145	ILE	O-C-N	-16.61	101.80	122.57
10	C8	1082	ILE	O-C-N	-16.61	101.80	122.57

*Continued on next page...*

*Continued from previous page...*

Mol	Chain	Res	Type	Atoms	Z	Observed(°)	Ideal(°)
18	B	1064	ILE	O-C-N	-16.59	101.83	122.57
10	C	669	GLY	O-C-N	-16.58	101.14	122.70
10	C24	1082	ILE	O-C-N	-16.57	101.85	122.57
18	B8	1064	ILE	O-C-N	-16.57	101.86	122.57
10	C32	1082	ILE	O-C-N	-16.55	101.88	122.57
10	C32	669	GLY	O-C-N	-16.55	101.19	122.70
10	C24	669	GLY	O-C-N	-16.54	101.19	122.70
10	C	1082	ILE	O-C-N	-16.53	101.90	122.57
10	C8	669	GLY	O-C-N	-16.53	101.22	122.70
10	C16	1082	ILE	O-C-N	-16.51	101.93	122.57
20	E8	429	PRO	O-C-N	-16.51	100.35	122.64
10	C16	669	GLY	O-C-N	-16.49	101.26	122.70
18	B8	1480	HIS	CA-C-N	16.48	142.78	120.54
18	B8	1480	HIS	C-N-CA	16.48	142.78	120.54
20	E	429	PRO	O-C-N	-16.47	100.41	122.64
18	B	1480	HIS	CA-C-N	16.45	142.74	120.54
18	B	1480	HIS	C-N-CA	16.45	142.74	120.54
10	C8	280	SER	O-C-N	-16.41	98.02	122.96
10	C32	280	SER	O-C-N	-16.36	98.09	122.96
10	C	280	SER	O-C-N	-16.33	98.14	122.96
10	C16	280	SER	O-C-N	-16.32	98.15	122.96
10	C24	280	SER	O-C-N	-16.32	98.15	122.96
2	M8	340	GLU	O-C-N	-16.27	100.95	122.59
2	M	340	GLU	O-C-N	-16.26	100.96	122.59
9	K8	1278	GLU	O-C-N	-16.20	101.04	122.59
2	M16	340	GLU	O-C-N	-16.19	101.06	122.59
9	K	1278	GLU	O-C-N	-16.16	101.10	122.59
18	B8	673	SER	O-C-N	-16.15	101.11	122.59
18	B	1066	ASP	O-C-N	-16.13	101.13	122.59
18	B8	1066	ASP	O-C-N	-16.11	101.17	122.59
18	B	673	SER	O-C-N	-16.10	101.17	122.59
18	B8	990	PRO	O-C-N	-16.01	101.03	122.64
20	E8	441	ARG	O-C-N	-15.99	101.32	122.59
20	E	441	ARG	O-C-N	-15.98	101.34	122.59
12	A	782	PRO	O-C-N	-15.93	105.26	123.10
19	48	100	ILE	O-C-N	-15.92	102.67	122.57
12	A48	782	PRO	O-C-N	-15.92	105.27	123.10
19	4	100	ILE	O-C-N	-15.92	102.67	122.57
18	B	990	PRO	O-C-N	-15.90	101.17	122.64
10	C32	1270	SER	O-C-N	-15.90	103.23	122.63
10	C	1270	SER	O-C-N	-15.89	103.25	122.63
18	B8	689	SER	O-C-N	-15.88	101.47	122.59

*Continued on next page...*

*Continued from previous page...*

Mol	Chain	Res	Type	Atoms	Z	Observed(°)	Ideal(°)
10	C16	1270	SER	O-C-N	-15.87	103.27	122.63
10	C24	1270	SER	O-C-N	-15.85	103.30	122.63
11	A16	782	PRO	O-C-N	-15.83	105.37	123.10
10	C8	1270	SER	O-C-N	-15.83	103.32	122.63
18	B	689	SER	O-C-N	-15.83	101.54	122.59
11	A24	782	PRO	O-C-N	-15.83	105.38	123.10
11	A40	782	PRO	O-C-N	-15.83	105.37	123.10
11	A32	782	PRO	O-C-N	-15.81	105.39	123.10
13	V	879	ARG	O-C-N	-15.70	101.71	122.59
17	F	70	PRO	O-C-N	-15.57	101.62	122.64
17	F24	70	PRO	O-C-N	-15.53	101.68	122.64
17	F8	70	PRO	O-C-N	-15.51	101.71	122.64
10	C8	1287	MET	O-C-N	-15.49	103.34	122.71
10	C24	1778	ASN	O-C-N	-15.49	105.92	122.03
10	C24	1053	GLY	O-C-N	-15.48	102.58	122.70
17	F16	70	PRO	O-C-N	-15.48	101.74	122.64
10	C24	1287	MET	O-C-N	-15.47	103.38	122.71
10	C32	1287	MET	O-C-N	-15.47	103.37	122.71
10	C32	1778	ASN	O-C-N	-15.45	105.97	122.03
10	C16	1287	MET	O-C-N	-15.44	103.41	122.71
10	C	1287	MET	O-C-N	-15.44	103.42	122.71
10	C16	1778	ASN	O-C-N	-15.43	105.98	122.03
10	C8	1053	GLY	O-C-N	-15.41	102.67	122.70
10	C8	1778	ASN	O-C-N	-15.39	106.03	122.03
10	C	1053	GLY	O-C-N	-15.38	102.70	122.70
10	C32	1053	GLY	O-C-N	-15.37	102.72	122.70
18	B	1111	LYS	O-C-N	-15.35	102.12	122.38
10	C	1778	ASN	O-C-N	-15.34	106.08	122.03
18	B8	1111	LYS	O-C-N	-15.33	102.15	122.38
10	C16	1053	GLY	O-C-N	-15.32	102.78	122.70
10	C32	667	ILE	CA-C-N	-15.32	92.28	121.54
10	C32	667	ILE	C-N-CA	-15.32	92.28	121.54
10	C16	667	ILE	CA-C-N	-15.32	92.28	121.54
10	C16	667	ILE	C-N-CA	-15.32	92.28	121.54
19	4	91	PRO	O-C-N	-15.31	101.97	122.64
19	48	91	PRO	O-C-N	-15.31	101.97	122.64
10	C24	667	ILE	CA-C-N	-15.30	92.31	121.54
10	C24	667	ILE	C-N-CA	-15.30	92.31	121.54
10	C8	667	ILE	CA-C-N	-15.30	92.32	121.54
10	C8	667	ILE	C-N-CA	-15.30	92.32	121.54
10	C	667	ILE	CA-C-N	-15.29	92.34	121.54
10	C	667	ILE	C-N-CA	-15.29	92.34	121.54

*Continued on next page...*

*Continued from previous page...*

Mol	Chain	Res	Type	Atoms	Z	Observed(°)	Ideal(°)
7	Q8	90	GLY	CA-C-N	15.15	151.11	121.41
7	Q8	90	GLY	C-N-CA	15.15	151.11	121.41
7	Q16	90	GLY	CA-C-N	15.15	151.10	121.41
7	Q16	90	GLY	C-N-CA	15.15	151.10	121.41
7	Q	90	GLY	CA-C-N	15.14	151.09	121.41
7	Q	90	GLY	C-N-CA	15.14	151.09	121.41
9	K	1090	ASP	CA-C-N	14.99	141.63	120.79
9	K	1090	ASP	C-N-CA	14.99	141.63	120.79
18	B8	907	SER	O-C-N	-14.97	104.64	122.46
9	K8	1090	ASP	CA-C-N	14.97	141.60	120.79
9	K8	1090	ASP	C-N-CA	14.97	141.60	120.79
18	B	907	SER	O-C-N	-14.94	104.68	122.46
9	K	1065	GLU	O-C-N	-14.93	102.74	122.59
9	K8	1065	GLU	O-C-N	-14.93	102.74	122.59
18	B8	1479	GLY	O-C-N	-14.87	103.37	122.70
18	B	1479	GLY	O-C-N	-14.84	103.41	122.70
22	I24	252	ARG	O-C-N	-14.84	99.27	123.00
18	B	1742	SER	O-C-N	-14.83	102.22	122.68
22	I	252	ARG	O-C-N	-14.83	99.28	123.00
15	J	682	ALA	O-C-N	-14.82	103.05	122.61
22	I8	252	ARG	O-C-N	-14.82	99.29	123.00
22	I16	252	ARG	O-C-N	-14.82	99.29	123.00
18	B8	1742	SER	O-C-N	-14.80	102.25	122.68
17	F16	77	TYR	O-C-N	-14.72	105.54	123.05
5	P16	13	LEU	O-C-N	-14.71	103.03	122.59
17	F8	77	TYR	O-C-N	-14.71	105.55	123.05
10	C24	1543	GLU	O-C-N	-14.70	103.04	122.59
5	P8	13	LEU	O-C-N	-14.69	103.05	122.59
5	P	13	LEU	O-C-N	-14.68	103.07	122.59
2	M	350	SER	O-C-N	-14.66	103.09	122.59
17	F24	77	TYR	O-C-N	-14.66	105.60	123.05
17	F	77	TYR	O-C-N	-14.66	105.60	123.05
10	C16	1543	GLU	O-C-N	-14.66	103.09	122.59
10	C32	1543	GLU	O-C-N	-14.65	103.10	122.59
2	M16	350	SER	O-C-N	-14.65	103.11	122.59
2	M8	350	SER	O-C-N	-14.64	103.12	122.59
10	C16	1081	SER	O-C-N	-14.63	103.14	122.59
10	C32	1081	SER	O-C-N	-14.62	103.14	122.59
22	I24	209	TRP	O-C-N	-14.62	101.82	122.29
10	C8	1543	GLU	O-C-N	-14.61	103.16	122.59
10	C24	1081	SER	O-C-N	-14.60	103.17	122.59
22	I16	209	TRP	O-C-N	-14.57	101.89	122.29

*Continued on next page...*

*Continued from previous page...*

Mol	Chain	Res	Type	Atoms	Z	Observed(°)	Ideal(°)
22	I	209	TRP	O-C-N	-14.57	101.89	122.29
10	C	1081	SER	O-C-N	-14.57	103.22	122.59
10	C8	1081	SER	O-C-N	-14.56	103.23	122.59
7	Q	92	GLY	O-C-N	-14.55	103.78	122.70
22	I8	209	TRP	O-C-N	-14.54	101.94	122.29
10	C24	1662	ASP	CA-C-N	14.52	141.27	120.95
10	C24	1662	ASP	C-N-CA	14.52	141.27	120.95
10	C	1662	ASP	CA-C-N	14.51	141.27	120.95
10	C	1662	ASP	C-N-CA	14.51	141.27	120.95
7	Q8	92	GLY	O-C-N	-14.50	103.85	122.70
18	B	1786	PRO	O-C-N	-14.49	103.08	122.64
10	C16	1662	ASP	CA-C-N	14.49	141.23	120.95
10	C16	1662	ASP	C-N-CA	14.49	141.23	120.95
18	B8	981	GLN	O-C-N	-14.49	103.32	122.59
10	C	1495	SER	O-C-N	-14.48	103.59	122.56
10	C32	1662	ASP	CA-C-N	14.48	141.22	120.95
10	C32	1662	ASP	C-N-CA	14.48	141.22	120.95
18	B	981	GLN	O-C-N	-14.47	103.34	122.59
10	C32	1495	SER	O-C-N	-14.47	103.61	122.56
18	B8	1786	PRO	O-C-N	-14.46	103.11	122.64
10	C24	1495	SER	O-C-N	-14.46	103.62	122.56
10	C8	1495	SER	O-C-N	-14.45	103.63	122.56
18	B8	192	PRO	O-C-N	-14.43	103.16	122.64
10	C16	1495	SER	O-C-N	-14.42	103.67	122.56
7	Q16	92	GLY	O-C-N	-14.41	103.96	122.70
18	B	192	PRO	O-C-N	-14.40	103.19	122.64
18	B8	992	TRP	O-C-N	-14.39	103.45	122.59
18	B	992	TRP	O-C-N	-14.38	103.46	122.59
10	C16	1662	ASP	O-C-N	-14.34	103.52	122.59
9	K	1047	SER	O-C-N	-14.31	103.55	122.59
10	C24	1662	ASP	O-C-N	-14.30	103.57	122.59
10	C32	1662	ASP	O-C-N	-14.30	103.58	122.59
1	R8	1185	THR	O-C-N	-14.29	103.59	122.59
1	R16	1185	THR	O-C-N	-14.26	103.63	122.59
1	R	1185	THR	O-C-N	-14.25	103.63	122.59
9	K8	1047	SER	O-C-N	-14.25	103.64	122.59
10	C	1662	ASP	O-C-N	-14.25	103.64	122.59
10	C	624	GLY	O-C-N	-14.22	104.22	122.70
10	C8	672	ASP	O-C-N	-14.19	105.42	122.87
10	C32	447	PHE	O-C-N	-14.19	103.72	122.59
10	C24	672	ASP	O-C-N	-14.17	105.44	122.87
10	C32	624	GLY	O-C-N	-14.17	104.28	122.70

*Continued on next page...*



*Continued from previous page...*

Mol	Chain	Res	Type	Atoms	Z	Observed(°)	Ideal(°)
10	C32	672	ASP	O-C-N	-14.16	105.45	122.87
10	C16	672	ASP	O-C-N	-14.16	105.46	122.87
13	V	820	ASP	CA-C-N	14.15	139.77	120.38
13	V	820	ASP	C-N-CA	14.15	139.77	120.38
10	C	672	ASP	O-C-N	-14.15	105.47	122.87
10	C24	624	GLY	O-C-N	-14.13	104.33	122.70
18	B	612	GLY	O-C-N	-14.13	110.33	122.77
10	C16	447	PHE	O-C-N	-14.12	103.80	122.59
10	C16	624	GLY	O-C-N	-14.12	104.35	122.70
18	B8	612	GLY	O-C-N	-14.11	110.36	122.77
10	C24	447	PHE	O-C-N	-14.09	103.85	122.59
2	M8	349	ASP	O-C-N	-14.05	103.91	122.59
9	K8	1060	THR	O-C-N	-14.04	105.96	122.11
20	E	207	LEU	O-C-N	-14.04	103.92	122.59
20	E8	207	LEU	O-C-N	-14.04	103.92	122.59
19	48	63	GLY	CA-C-N	-14.01	94.77	121.54
19	48	63	GLY	C-N-CA	-14.01	94.77	121.54
9	K	1060	THR	O-C-N	-13.99	106.02	122.11
19	4	63	GLY	CA-C-N	-13.99	94.82	121.54
19	4	63	GLY	C-N-CA	-13.99	94.82	121.54
2	M16	349	ASP	O-C-N	-13.99	103.99	122.59
20	E	203	TRP	O-C-N	-13.98	103.99	122.59
2	M	349	ASP	O-C-N	-13.97	104.01	122.59
20	E8	203	TRP	O-C-N	-13.96	104.02	122.59
20	E8	432	ILE	CA-C-N	13.94	148.16	121.54
20	E8	432	ILE	C-N-CA	13.94	148.16	121.54
10	C32	1623	ILE	O-C-N	-13.93	105.15	122.57
20	E	432	ILE	CA-C-N	13.91	148.11	121.54
20	E	432	ILE	C-N-CA	13.91	148.11	121.54
10	C16	1623	ILE	O-C-N	-13.90	105.19	122.57
10	C	1623	ILE	O-C-N	-13.86	105.25	122.57
2	M	527	GLY	CA-C-N	13.85	141.19	121.24
2	M	527	GLY	C-N-CA	13.85	141.19	121.24
10	C24	1623	ILE	O-C-N	-13.85	105.25	122.57
10	C8	1623	ILE	O-C-N	-13.85	105.25	122.57
2	M16	527	GLY	CA-C-N	13.80	141.11	121.24
2	M16	527	GLY	C-N-CA	13.80	141.11	121.24
2	M8	527	GLY	CA-C-N	13.79	141.10	121.24
2	M8	527	GLY	C-N-CA	13.79	141.10	121.24
1	R16	1188	TYR	O-C-N	-13.79	110.71	121.47
21	H8	319	GLY	O-C-N	-13.72	104.87	122.70
1	R	1188	TYR	O-C-N	-13.71	110.78	121.47

*Continued on next page...*

*Continued from previous page...*

Mol	Chain	Res	Type	Atoms	Z	Observed(°)	Ideal(°)
10	C	716	THR	CA-C-N	13.70	141.13	120.31
10	C	716	THR	C-N-CA	13.70	141.13	120.31
10	C24	716	THR	CA-C-N	13.69	141.11	120.31
10	C24	716	THR	C-N-CA	13.69	141.11	120.31
18	B8	1117	THR	CA-C-N	13.69	140.94	120.82
18	B8	1117	THR	C-N-CA	13.69	140.94	120.82
1	R8	1188	TYR	O-C-N	-13.68	110.80	121.47
10	C32	716	THR	CA-C-N	13.68	141.10	120.31
10	C32	716	THR	C-N-CA	13.68	141.10	120.31
10	C16	716	THR	CA-C-N	13.68	141.10	120.31
10	C16	716	THR	C-N-CA	13.68	141.10	120.31
21	H	319	GLY	O-C-N	-13.68	104.92	122.70
21	H24	319	GLY	O-C-N	-13.67	104.94	122.70
18	B	1117	THR	CA-C-N	13.66	140.91	120.82
18	B	1117	THR	C-N-CA	13.66	140.91	120.82
21	H16	319	GLY	O-C-N	-13.65	104.95	122.70
18	B8	1287	LEU	O-C-N	-13.64	104.96	122.83
10	C24	1443	ASP	O-C-N	-13.62	104.72	122.56
12	A	465	SER	O-C-N	-13.62	104.48	122.59
18	B	1675	LYS	O-C-N	-13.62	104.48	122.59
18	B8	1675	LYS	O-C-N	-13.61	104.48	122.59
10	C16	1443	ASP	O-C-N	-13.61	104.73	122.56
10	C32	1443	ASP	O-C-N	-13.60	104.74	122.56
12	A48	465	SER	O-C-N	-13.60	104.50	122.59
11	A24	465	SER	O-C-N	-13.59	104.51	122.59
10	C	1443	ASP	O-C-N	-13.59	104.76	122.56
11	A40	465	SER	O-C-N	-13.58	104.53	122.59
5	P16	11	GLY	O-C-N	-13.58	105.05	122.70
18	B	1287	LEU	O-C-N	-13.58	105.04	122.83
18	B8	613	LYS	O-C-N	-13.58	104.53	122.59
11	A16	465	SER	O-C-N	-13.57	104.54	122.59
5	P	11	GLY	O-C-N	-13.56	105.08	122.70
18	B	613	LYS	O-C-N	-13.55	104.56	122.59
5	P8	11	GLY	O-C-N	-13.54	105.10	122.70
11	A32	465	SER	O-C-N	-13.54	104.58	122.59
18	B8	1605	GLU	CA-C-N	13.52	139.02	120.63
18	B8	1605	GLU	C-N-CA	13.52	139.02	120.63
18	B8	1125	VAL	O-C-N	-13.51	105.69	122.57
9	K	1063	GLU	O-C-N	-13.47	105.83	121.32
10	C8	1443	ASP	O-C-N	-13.47	104.92	122.56
18	B	1125	VAL	O-C-N	-13.46	105.74	122.57
18	B	1605	GLU	CA-C-N	13.45	138.93	120.63

*Continued on next page...*



*Continued from previous page...*

Mol	Chain	Res	Type	Atoms	Z	Observed(°)	Ideal(°)
18	B	1605	GLU	C-N-CA	13.45	138.93	120.63
10	C32	1358	ASP	O-C-N	-13.44	104.72	122.59
9	K8	1063	GLU	O-C-N	-13.43	105.87	121.32
14	W	766	LYS	O-C-N	-13.42	104.74	122.59
10	C24	1065	SER	O-C-N	-13.40	104.77	122.59
10	C16	1358	ASP	O-C-N	-13.40	104.77	122.59
13	V	886	SER	O-C-N	-13.39	104.93	122.61
10	C8	1065	SER	O-C-N	-13.39	104.78	122.59
10	C16	1065	SER	O-C-N	-13.39	104.78	122.59
10	C	1065	SER	O-C-N	-13.38	104.79	122.59
18	B8	1680	SER	O-C-N	-13.38	104.79	122.59
18	B	610	VAL	O-C-N	-13.38	105.85	122.57
18	B	1680	SER	O-C-N	-13.37	104.80	122.59
10	C32	1065	SER	O-C-N	-13.37	104.81	122.59
18	B8	610	VAL	O-C-N	-13.36	105.87	122.57
10	C24	1358	ASP	O-C-N	-13.34	104.85	122.59
9	K	1273	GLU	O-C-N	-13.33	104.86	122.59
10	C8	1358	ASP	O-C-N	-13.33	104.86	122.59
10	C	1358	ASP	O-C-N	-13.31	104.89	122.59
15	J	679	GLU	O-C-N	-13.31	104.89	122.59
9	K8	1273	GLU	O-C-N	-13.28	104.92	122.59
10	C	633	SER	O-C-N	-13.26	104.95	122.59
10	C32	633	SER	O-C-N	-13.21	105.02	122.59
18	B8	1227	TYR	O-C-N	-13.19	104.55	122.48
10	C16	633	SER	O-C-N	-13.18	105.06	122.59
10	C24	633	SER	O-C-N	-13.18	105.06	122.59
18	B	1809	SER	O-C-N	-13.18	106.78	122.46
18	B8	1809	SER	O-C-N	-13.15	106.81	122.46
2	M8	761	PRO	O-C-N	-13.15	104.89	122.64
2	M	761	PRO	O-C-N	-13.15	104.89	122.64
18	B8	1605	GLU	O-C-N	-13.15	105.11	122.59
1	R	1193	ALA	O-C-N	-13.14	105.34	122.56
14	W	587	SER	CA-C-N	13.13	142.65	120.72
14	W	587	SER	C-N-CA	13.13	142.65	120.72
1	R16	1193	ALA	O-C-N	-13.11	105.39	122.56
2	M16	761	PRO	O-C-N	-13.11	104.94	122.64
10	C	623	VAL	O-C-N	-13.09	106.21	122.57
1	R8	1193	ALA	O-C-N	-13.08	105.42	122.56
18	B	1605	GLU	O-C-N	-13.07	105.21	122.59
18	B	1227	TYR	O-C-N	-13.06	104.72	122.48
18	B8	984	LYS	O-C-N	-13.04	105.24	122.59
10	C16	623	VAL	O-C-N	-13.04	106.27	122.57

*Continued on next page...*

*Continued from previous page...*

Mol	Chain	Res	Type	Atoms	Z	Observed(°)	Ideal(°)
1	R16	1210	GLU	O-C-N	-13.02	105.27	122.59
1	R8	1210	GLU	O-C-N	-13.02	105.28	122.59
10	C32	623	VAL	O-C-N	-13.01	106.31	122.57
2	M8	204	ILE	O-C-N	-13.00	109.15	121.89
2	M16	204	ILE	O-C-N	-13.00	109.15	121.89
1	R	1210	GLU	O-C-N	-12.99	105.32	122.59
18	B	984	LYS	O-C-N	-12.98	105.33	122.59
18	B	1363	ALA	O-C-N	-12.97	105.34	122.59
2	M	204	ILE	O-C-N	-12.97	109.18	121.89
10	C24	623	VAL	O-C-N	-12.94	106.40	122.57
20	E	434	TRP	O-C-N	-12.91	105.41	122.59
20	E8	434	TRP	O-C-N	-12.90	105.44	122.59
13	V	885	ARG	O-C-N	-12.89	105.45	122.59
18	B8	1363	ALA	O-C-N	-12.88	105.46	122.59
10	C8	250	GLU	CA-C-N	-12.87	110.84	122.29
10	C8	250	GLU	C-N-CA	-12.87	110.84	122.29
1	R	1145	LYS	CA-C-N	12.87	139.45	121.05
1	R	1145	LYS	C-N-CA	12.87	139.45	121.05
1	R16	1145	LYS	CA-C-N	12.86	139.44	121.05
1	R16	1145	LYS	C-N-CA	12.86	139.44	121.05
10	C	250	GLU	CA-C-N	-12.85	110.85	122.29
10	C	250	GLU	C-N-CA	-12.85	110.85	122.29
10	C16	250	GLU	CA-C-N	-12.80	110.90	122.29
10	C16	250	GLU	C-N-CA	-12.80	110.90	122.29
1	R8	1145	LYS	CA-C-N	12.80	139.35	121.05
1	R8	1145	LYS	C-N-CA	12.80	139.35	121.05
10	C24	250	GLU	CA-C-N	-12.79	110.90	122.29
10	C24	250	GLU	C-N-CA	-12.79	110.90	122.29
17	F24	79	ALA	O-C-N	-12.79	107.72	123.06
10	C32	674	ASN	O-C-N	-12.74	103.31	122.67
10	C16	674	ASN	O-C-N	-12.73	103.31	122.67
10	C	1068	THR	O-C-N	-12.73	105.27	122.33
10	C	674	ASN	O-C-N	-12.72	103.33	122.67
19	4	53	SER	O-C-N	-12.72	105.67	122.59
10	C32	250	GLU	CA-C-N	-12.72	110.96	122.29
10	C32	250	GLU	C-N-CA	-12.72	110.96	122.29
10	C24	674	ASN	O-C-N	-12.72	103.33	122.67
10	C16	1068	THR	O-C-N	-12.72	105.28	122.33
19	48	53	SER	O-C-N	-12.71	105.68	122.59
10	C8	674	ASN	O-C-N	-12.70	103.37	122.67
10	C8	1068	THR	O-C-N	-12.69	105.32	122.33
17	F8	79	ALA	O-C-N	-12.69	107.84	123.06

*Continued on next page...*

*Continued from previous page...*

Mol	Chain	Res	Type	Atoms	Z	Observed(°)	Ideal(°)
10	C32	1068	THR	O-C-N	-12.68	105.33	122.33
17	F16	79	ALA	O-C-N	-12.68	107.84	123.06
10	C32	1509	SER	O-C-N	-12.67	108.22	123.04
10	C	1509	SER	O-C-N	-12.65	108.24	123.04
10	C16	1509	SER	O-C-N	-12.64	108.25	123.04
10	C24	1509	SER	O-C-N	-12.63	108.26	123.04
18	B	1118	LYS	CA-C-N	12.62	138.45	120.28
18	B	1118	LYS	C-N-CA	12.62	138.45	120.28
10	C8	1509	SER	O-C-N	-12.61	108.29	123.04
10	C16	1663	SER	CA-C-N	12.61	145.62	121.54
10	C16	1663	SER	C-N-CA	12.61	145.62	121.54
10	C24	1068	THR	O-C-N	-12.61	105.44	122.33
10	C24	1663	SER	CA-C-N	12.60	145.60	121.54
10	C24	1663	SER	C-N-CA	12.60	145.60	121.54
10	C	1663	SER	CA-C-N	12.59	145.59	121.54
10	C	1663	SER	C-N-CA	12.59	145.59	121.54
10	C32	1663	SER	CA-C-N	12.58	145.57	121.54
10	C32	1663	SER	C-N-CA	12.58	145.57	121.54
6	O16	161	SER	O-C-N	-12.57	106.71	122.68
4	T8	386	HIS	CG-ND1-CE1	12.56	130.66	109.30
10	C32	251	GLY	CA-C-N	12.54	145.50	121.54
10	C32	251	GLY	C-N-CA	12.54	145.50	121.54
4	T	386	HIS	CG-ND1-CE1	12.54	130.61	109.30
10	C24	251	GLY	CA-C-N	12.53	145.48	121.54
10	C24	251	GLY	C-N-CA	12.53	145.48	121.54
6	O	161	SER	O-C-N	-12.53	106.77	122.68
18	B8	1118	LYS	CA-C-N	12.53	138.32	120.28
18	B8	1118	LYS	C-N-CA	12.53	138.32	120.28
4	T16	386	HIS	CG-ND1-CE1	12.52	130.58	109.30
10	C16	251	GLY	CA-C-N	12.52	145.45	121.54
10	C16	251	GLY	C-N-CA	12.52	145.45	121.54
10	C	251	GLY	CA-C-N	12.51	145.43	121.54
10	C	251	GLY	C-N-CA	12.51	145.43	121.54
20	E	130	GLY	O-C-N	12.51	125.57	121.07
20	E8	420	LEU	O-C-N	-12.51	105.96	122.59
6	O8	161	SER	O-C-N	-12.50	106.80	122.68
20	E8	130	GLY	O-C-N	12.49	125.57	121.07
10	C32	729	SER	O-C-N	-12.49	105.97	122.59
6	O	277	SER	O-C-N	-12.49	106.77	123.01
10	C	729	SER	O-C-N	-12.49	105.98	122.59
10	C8	251	GLY	CA-C-N	12.48	145.38	121.54
10	C8	251	GLY	C-N-CA	12.48	145.38	121.54

*Continued on next page...*

*Continued from previous page...*

Mol	Chain	Res	Type	Atoms	Z	Observed(°)	Ideal(°)
20	E	38	PHE	O-C-N	-12.48	107.00	122.35
6	O8	277	SER	O-C-N	-12.47	106.79	123.01
6	O16	277	SER	O-C-N	-12.47	106.79	123.01
20	E	420	LEU	O-C-N	-12.47	106.00	122.59
10	C16	729	SER	O-C-N	-12.46	106.02	122.59
20	E8	38	PHE	O-C-N	-12.46	107.03	122.35
13	V	876	PRO	O-C-N	-12.46	105.83	122.64
10	C24	729	SER	O-C-N	-12.45	106.03	122.59
9	K	1282	SER	O-C-N	-12.44	107.02	121.32
9	K8	1282	SER	O-C-N	-12.43	107.03	121.32
10	C	1069	TYR	CA-C-N	12.42	133.22	119.93
10	C	1069	TYR	C-N-CA	12.42	133.22	119.93
19	4	92	THR	O-C-N	-12.41	106.08	122.59
10	C32	248	LEU	O-C-N	-12.41	106.09	122.59
19	48	92	THR	O-C-N	-12.41	106.09	122.59
18	B	855	GLY	O-C-N	-12.39	106.60	122.70
18	B8	855	GLY	O-C-N	-12.37	106.61	122.70
10	C24	248	LEU	O-C-N	-12.37	106.14	122.59
10	C32	1069	TYR	CA-C-N	12.37	133.17	119.93
10	C32	1069	TYR	C-N-CA	12.37	133.17	119.93
9	K	891	GLU	O-C-N	-12.37	105.66	122.48
2	M	343	MET	O-C-N	-12.36	106.16	122.59
9	K8	891	GLU	O-C-N	-12.36	105.68	122.48
10	C16	248	LEU	O-C-N	-12.35	106.17	122.59
10	C8	1069	TYR	CA-C-N	12.35	133.14	119.93
10	C8	1069	TYR	C-N-CA	12.35	133.14	119.93
10	C	248	LEU	O-C-N	-12.34	106.18	122.59
2	M16	343	MET	O-C-N	-12.34	106.18	122.59
10	C	1503	VAL	O-C-N	-12.34	107.15	122.57
10	C16	1503	VAL	O-C-N	-12.34	107.15	122.57
9	K	1222	PHE	O-C-N	-12.32	108.15	122.32
2	M8	343	MET	O-C-N	-12.32	106.20	122.59
10	C16	1069	TYR	CA-C-N	12.32	133.11	119.93
10	C16	1069	TYR	C-N-CA	12.32	133.11	119.93
10	C8	248	LEU	O-C-N	-12.32	106.21	122.59
9	K8	1222	PHE	O-C-N	-12.31	108.16	122.32
10	C8	1503	VAL	O-C-N	-12.31	107.19	122.57
10	C32	1503	VAL	O-C-N	-12.30	107.19	122.57
10	C24	1069	TYR	CA-C-N	12.29	133.09	119.93
10	C24	1069	TYR	C-N-CA	12.29	133.09	119.93
10	C24	1503	VAL	O-C-N	-12.29	107.20	122.57
18	B	1358	GLU	O-C-N	-12.27	108.45	123.05

*Continued on next page...*

*Continued from previous page...*

Mol	Chain	Res	Type	Atoms	Z	Observed(°)	Ideal(°)
10	C24	1622	SER	CA-C-N	12.25	144.01	121.97
10	C24	1622	SER	C-N-CA	12.25	144.01	121.97
23	J24	724	GLY	O-C-N	-12.24	112.00	122.77
10	C16	1622	SER	CA-C-N	12.24	144.00	121.97
10	C16	1622	SER	C-N-CA	12.24	144.00	121.97
10	C8	1354	GLY	O-C-N	-12.24	106.79	122.70
6	O8	180	GLY	O-C-N	-12.23	106.80	122.70
23	J16	724	GLY	O-C-N	-12.23	112.01	122.77
6	O	180	GLY	O-C-N	-12.23	106.80	122.70
10	C8	1622	SER	CA-C-N	12.23	143.98	121.97
10	C8	1622	SER	C-N-CA	12.23	143.98	121.97
11	A16	551	SER	O-C-N	-12.22	106.34	122.59
10	C	1622	SER	CA-C-N	12.21	143.95	121.97
10	C	1622	SER	C-N-CA	12.21	143.95	121.97
23	J32	724	GLY	O-C-N	-12.21	112.03	122.77
10	C32	1354	GLY	O-C-N	-12.20	106.83	122.70
12	A48	551	SER	O-C-N	-12.20	106.36	122.59
23	J8	724	GLY	O-C-N	-12.20	112.04	122.77
6	O16	180	GLY	O-C-N	-12.19	106.85	122.70
10	C32	1622	SER	CA-C-N	12.19	143.91	121.97
10	C32	1622	SER	C-N-CA	12.19	143.91	121.97
10	C	1354	GLY	O-C-N	-12.19	106.86	122.70
11	A40	56	ALA	O-C-N	-12.19	107.31	121.32
10	C24	1354	GLY	O-C-N	-12.18	106.86	122.70
11	A16	56	ALA	O-C-N	-12.18	107.31	121.32
18	B8	1358	GLU	O-C-N	-12.18	108.56	123.05
11	A32	56	ALA	O-C-N	-12.17	107.32	121.32
11	A40	551	SER	O-C-N	-12.17	106.41	122.59
12	A	551	SER	O-C-N	-12.16	106.41	122.59
10	C16	1354	GLY	O-C-N	-12.15	106.90	122.70
19	4	54	LEU	O-C-N	-12.15	106.43	122.59
11	A24	551	SER	O-C-N	-12.15	106.44	122.59
11	A32	551	SER	O-C-N	-12.15	106.43	122.59
18	B	413	ASP	O-C-N	-12.14	107.82	122.63
10	C	1274	ALA	O-C-N	-12.13	106.45	122.59
18	B8	413	ASP	O-C-N	-12.13	107.83	122.63
18	B8	1595	ASP	O-C-N	-12.13	106.45	122.59
9	K8	1279	GLU	O-C-N	-12.13	107.35	122.27
19	4	66	ALA	CA-C-N	12.12	138.56	121.71
19	4	66	ALA	C-N-CA	12.12	138.56	121.71
19	48	54	LEU	O-C-N	-12.12	106.47	122.59
10	C24	1274	ALA	O-C-N	-12.12	106.47	122.59

*Continued on next page...*

*Continued from previous page...*

Mol	Chain	Res	Type	Atoms	Z	Observed(°)	Ideal(°)
18	B	1595	ASP	O-C-N	-12.12	106.47	122.59
11	A24	56	ALA	O-C-N	-12.12	107.39	121.32
18	B	1128	PRO	O-C-N	-12.11	106.29	122.64
10	C32	1274	ALA	O-C-N	-12.11	106.49	122.59
9	K	1279	GLU	O-C-N	-12.10	107.38	122.27
19	48	66	ALA	CA-C-N	12.10	138.52	121.71
19	48	66	ALA	C-N-CA	12.10	138.52	121.71
5	P8	59	LEU	O-C-N	-12.09	108.43	122.93
2	M16	344	GLN	CA-C-N	-12.08	104.23	120.54
2	M16	344	GLN	C-N-CA	-12.08	104.23	120.54
18	B8	1128	PRO	O-C-N	-12.08	106.34	122.64
2	M8	344	GLN	CA-C-N	-12.07	104.24	120.54
2	M8	344	GLN	C-N-CA	-12.07	104.24	120.54
5	P	59	LEU	O-C-N	-12.07	108.45	122.93
2	M	344	GLN	CA-C-N	-12.06	104.26	120.54
2	M	344	GLN	C-N-CA	-12.06	104.26	120.54
10	C8	1274	ALA	O-C-N	-12.06	106.55	122.59
10	C16	1274	ALA	O-C-N	-12.05	106.56	122.59
14	W	584	CYS	O-C-N	-12.05	103.72	123.00
5	P16	59	LEU	O-C-N	-12.04	108.49	122.93
5	P	657	TRP	CA-C-N	12.03	131.96	118.85
5	P	657	TRP	C-N-CA	12.03	131.96	118.85
11	A32	54	ASN	O-C-N	-12.01	107.66	122.19
9	K8	728	GLN	O-C-N	-12.00	106.64	122.59
5	P8	657	TRP	CA-C-N	11.99	131.92	118.85
5	P8	657	TRP	C-N-CA	11.99	131.92	118.85
9	K	728	GLN	O-C-N	-11.98	106.65	122.59
10	C	283	SER	O-C-N	-11.98	106.66	122.59
11	A24	54	ASN	O-C-N	-11.97	107.70	122.19
9	K8	1067	VAL	O-C-N	-11.96	107.62	122.57
11	A40	54	ASN	O-C-N	-11.96	107.71	122.19
21	H16	320	SER	O-C-N	-11.95	106.70	122.59
20	E	340	GLY	CA-C-N	11.95	139.72	120.60
20	E	340	GLY	C-N-CA	11.95	139.72	120.60
9	K	1067	VAL	O-C-N	-11.94	107.65	122.57
18	B	1802	ASP	O-C-N	-11.94	106.71	122.59
21	H	320	SER	O-C-N	-11.93	106.73	122.59
11	A16	54	ASN	O-C-N	-11.93	107.76	122.19
18	B8	1802	ASP	O-C-N	-11.92	106.74	122.59
20	E8	340	GLY	CA-C-N	11.92	139.67	120.60
20	E8	340	GLY	C-N-CA	11.92	139.67	120.60
10	C16	283	SER	O-C-N	-11.91	106.75	122.59

*Continued on next page...*



*Continued from previous page...*

Mol	Chain	Res	Type	Atoms	Z	Observed(°)	Ideal(°)
5	P16	657	TRP	CA-C-N	11.90	131.83	118.85
5	P16	657	TRP	C-N-CA	11.90	131.83	118.85
10	C8	283	SER	O-C-N	-11.90	106.76	122.59
10	C24	283	SER	O-C-N	-11.90	106.77	122.59
10	C24	1061	ASN	O-C-N	-11.90	106.77	122.59
21	H24	320	SER	O-C-N	-11.89	106.78	122.59
21	H8	320	SER	O-C-N	-11.89	106.78	122.59
10	C32	283	SER	O-C-N	-11.89	106.78	122.59
6	O	177	PRO	CA-C-N	11.88	144.24	121.54
6	O	177	PRO	C-N-CA	11.88	144.24	121.54
6	O8	177	PRO	CA-C-N	11.88	144.24	121.54
6	O8	177	PRO	C-N-CA	11.88	144.24	121.54
6	O16	177	PRO	CA-C-N	11.88	144.23	121.54
6	O16	177	PRO	C-N-CA	11.88	144.23	121.54
10	C16	1061	ASN	O-C-N	-11.88	106.79	122.59
10	C	1061	ASN	O-C-N	-11.88	106.79	122.59
18	B	1676	VAL	CA-C-N	-11.88	104.36	120.28
18	B	1676	VAL	C-N-CA	-11.88	104.36	120.28
18	B8	1676	VAL	CA-C-N	-11.87	104.37	120.28
18	B8	1676	VAL	C-N-CA	-11.87	104.37	120.28
20	E8	345	LEU	CA-C-N	-11.86	104.60	121.20
20	E8	345	LEU	C-N-CA	-11.86	104.60	121.20
10	C32	1061	ASN	O-C-N	-11.86	106.82	122.59
10	C8	1061	ASN	O-C-N	-11.85	106.83	122.59
20	E8	341	TYR	O-C-N	-11.85	106.99	122.39
20	E	345	LEU	CA-C-N	-11.85	104.61	121.20
20	E	345	LEU	C-N-CA	-11.85	104.61	121.20
10	C	1077	ALA	CA-C-N	11.85	144.63	121.41
10	C	1077	ALA	C-N-CA	11.85	144.63	121.41
10	C24	1077	ALA	CA-C-N	11.84	144.62	121.41
10	C24	1077	ALA	C-N-CA	11.84	144.62	121.41
2	M8	344	GLN	O-C-N	-11.84	106.85	122.59
10	C16	1077	ALA	CA-C-N	11.84	144.61	121.41
10	C16	1077	ALA	C-N-CA	11.84	144.61	121.41
10	C32	1077	ALA	CA-C-N	11.83	144.60	121.41
10	C32	1077	ALA	C-N-CA	11.83	144.60	121.41
20	E	422	SER	O-C-N	-11.83	111.68	121.38
2	M	344	GLN	O-C-N	-11.83	106.86	122.59
10	C8	1077	ALA	CA-C-N	11.83	144.59	121.41
10	C8	1077	ALA	C-N-CA	11.83	144.59	121.41
20	E8	422	SER	O-C-N	-11.82	111.69	121.38
20	E	341	TYR	O-C-N	-11.81	107.04	122.39

*Continued on next page...*

*Continued from previous page...*

Mol	Chain	Res	Type	Atoms	Z	Observed(°)	Ideal(°)
2	M16	344	GLN	O-C-N	-11.81	106.88	122.59
13	V	820	ASP	O-C-N	-11.81	108.67	122.84
10	C32	1355	GLU	O-C-N	-11.80	106.90	122.59
10	C16	1033	GLY	O-C-N	-11.78	109.37	122.68
10	C24	336	THR	O-C-N	-11.78	109.31	122.03
10	C	1355	GLU	O-C-N	-11.77	106.94	122.59
10	C16	1355	GLU	O-C-N	-11.76	106.95	122.59
10	C8	1033	GLY	O-C-N	-11.74	109.41	122.68
10	C32	1033	GLY	O-C-N	-11.74	109.42	122.68
18	B8	508	ALA	CA-C-N	11.73	143.94	121.54
18	B8	508	ALA	C-N-CA	11.73	143.94	121.54
9	K	1140	GLN	O-C-N	-11.72	107.00	122.59
10	C	1033	GLY	O-C-N	-11.72	109.43	122.68
9	K8	1140	GLN	O-C-N	-11.72	107.00	122.59
18	B	508	ALA	CA-C-N	11.72	143.92	121.54
18	B	508	ALA	C-N-CA	11.72	143.92	121.54
19	4	68	GLY	CA-C-N	11.72	143.92	121.54
19	4	68	GLY	C-N-CA	11.72	143.92	121.54
19	48	68	GLY	CA-C-N	11.71	143.91	121.54
19	48	68	GLY	C-N-CA	11.71	143.91	121.54
10	C24	1355	GLU	O-C-N	-11.71	107.02	122.59
20	E8	436	THR	CA-C-N	11.70	143.89	121.54
20	E8	436	THR	C-N-CA	11.70	143.89	121.54
20	E	436	THR	CA-C-N	11.70	143.88	121.54
20	E	436	THR	C-N-CA	11.70	143.88	121.54
18	B	1111	LYS	CA-C-N	11.69	137.55	120.83
18	B	1111	LYS	C-N-CA	11.69	137.55	120.83
10	C16	336	THR	O-C-N	-11.68	109.42	122.03
9	K8	930	THR	O-C-N	-11.68	109.23	123.01
18	B8	1111	LYS	CA-C-N	11.68	137.53	120.83
18	B8	1111	LYS	C-N-CA	11.68	137.53	120.83
14	W	600	PRO	O-C-N	-11.67	106.88	122.64
10	C8	1355	GLU	O-C-N	-11.67	107.07	122.59
18	B8	611	ASN	O-C-N	-11.65	107.10	122.59
18	B	1129	LYS	O-C-N	-11.64	107.11	122.59
10	C8	336	THR	O-C-N	-11.64	109.46	122.03
18	B8	1129	LYS	O-C-N	-11.63	107.11	122.59
10	C24	1033	GLY	O-C-N	-11.62	109.54	122.68
18	B	611	ASN	O-C-N	-11.62	107.14	122.59
9	K	930	THR	O-C-N	-11.59	109.33	123.01
18	B	1119	LYS	CA-C-N	-11.56	99.45	121.54
18	B	1119	LYS	C-N-CA	-11.56	99.45	121.54

*Continued on next page...*



*Continued from previous page...*

Mol	Chain	Res	Type	Atoms	Z	Observed(°)	Ideal(°)
10	C32	336	THR	O-C-N	-11.56	109.54	122.03
10	C	336	THR	O-C-N	-11.56	109.54	122.03
18	B8	1119	LYS	CA-C-N	-11.55	99.47	121.54
18	B8	1119	LYS	C-N-CA	-11.55	99.47	121.54
10	C24	1129	VAL	CA-C-N	11.53	143.56	121.54
10	C24	1129	VAL	C-N-CA	11.53	143.56	121.54
10	C	1129	VAL	CA-C-N	11.52	143.55	121.54
10	C	1129	VAL	C-N-CA	11.52	143.55	121.54
10	C32	1129	VAL	CA-C-N	11.50	143.51	121.54
10	C32	1129	VAL	C-N-CA	11.50	143.51	121.54
10	C8	1129	VAL	CA-C-N	11.49	143.49	121.54
10	C8	1129	VAL	C-N-CA	11.49	143.49	121.54
10	C16	1129	VAL	CA-C-N	11.49	143.48	121.54
10	C16	1129	VAL	C-N-CA	11.49	143.48	121.54
19	48	72	GLY	CA-C-N	11.45	143.41	121.54
19	48	72	GLY	C-N-CA	11.45	143.41	121.54
19	4	72	GLY	CA-C-N	11.44	143.40	121.54
19	4	72	GLY	C-N-CA	11.44	143.40	121.54
20	E8	204	SER	O-C-N	-11.39	109.22	122.20
20	E	204	SER	O-C-N	-11.38	109.22	122.20
18	B8	1604	ASN	O-C-N	-11.36	107.48	122.59
20	E	438	SER	O-C-N	-11.35	107.49	122.59
18	B	1604	ASN	O-C-N	-11.31	107.54	122.59
10	C24	717	GLU	O-C-N	-11.30	108.36	122.27
20	E8	438	SER	O-C-N	-11.30	107.56	122.59
10	C16	717	GLU	O-C-N	-11.26	108.42	122.27
10	C32	717	GLU	O-C-N	-11.26	108.42	122.27
7	Q16	57	ASN	O-C-N	11.24	131.49	121.37
18	B8	1131	THR	O-C-N	-11.24	107.64	122.59
7	Q	57	ASN	O-C-N	11.23	131.48	121.37
10	C	632	GLN	CA-C-N	11.23	142.99	121.54
10	C	632	GLN	C-N-CA	11.23	142.99	121.54
17	F	79	ALA	O-C-N	-11.21	107.72	123.07
10	C	717	GLU	O-C-N	-11.21	108.49	122.27
18	B	1131	THR	O-C-N	-11.21	107.69	122.59
2	M8	386	ASN	O-C-N	-11.19	107.70	122.59
10	C32	632	GLN	CA-C-N	11.19	142.90	121.54
10	C32	632	GLN	C-N-CA	11.19	142.90	121.54
7	Q8	57	ASN	O-C-N	11.18	131.44	121.37
2	M	386	ASN	O-C-N	-11.18	107.72	122.59
10	C16	632	GLN	CA-C-N	11.18	142.89	121.54
10	C16	632	GLN	C-N-CA	11.18	142.89	121.54

*Continued on next page...*

*Continued from previous page...*

Mol	Chain	Res	Type	Atoms	Z	Observed(°)	Ideal(°)
10	C24	632	GLN	CA-C-N	11.15	142.84	121.54
10	C24	632	GLN	C-N-CA	11.15	142.84	121.54
10	C	635	GLN	CA-C-N	11.15	137.90	121.18
10	C	635	GLN	C-N-CA	11.15	137.90	121.18
23	J24	681	GLU	CA-C-N	-11.14	106.82	122.87
23	J24	681	GLU	C-N-CA	-11.14	106.82	122.87
9	K8	1272	GLU	O-C-N	-11.13	109.72	122.75
2	M16	386	ASN	O-C-N	-11.13	107.79	122.59
23	J16	681	GLU	CA-C-N	-11.13	106.84	122.87
23	J16	681	GLU	C-N-CA	-11.13	106.84	122.87
10	C16	635	GLN	CA-C-N	11.12	137.87	121.18
10	C16	635	GLN	C-N-CA	11.12	137.87	121.18
23	J32	681	GLU	CA-C-N	-11.12	106.85	122.87
23	J32	681	GLU	C-N-CA	-11.12	106.85	122.87
9	K	1272	GLU	O-C-N	-11.12	109.74	122.75
10	C24	673	VAL	O-C-N	-11.12	107.13	122.59
18	B8	974	SER	O-C-N	-11.12	110.62	122.07
10	C32	635	GLN	CA-C-N	11.12	137.85	121.18
10	C32	635	GLN	C-N-CA	11.12	137.85	121.18
10	C	673	VAL	O-C-N	-11.11	107.15	122.59
23	J8	681	GLU	CA-C-N	-11.11	106.87	122.87
23	J8	681	GLU	C-N-CA	-11.11	106.87	122.87
10	C32	1622	SER	O-C-N	-11.11	107.82	122.59
10	C24	635	GLN	CA-C-N	11.10	137.82	121.18
10	C24	635	GLN	C-N-CA	11.10	137.82	121.18
10	C24	337	ILE	O-C-N	-11.09	108.70	122.57
10	C8	673	VAL	O-C-N	-11.09	107.17	122.59
10	C32	1055	GLU	O-C-N	-11.09	107.84	122.59
10	C32	673	VAL	O-C-N	-11.08	107.19	122.59
10	C24	1622	SER	O-C-N	-11.07	107.86	122.59
10	C24	1055	GLU	O-C-N	-11.07	107.87	122.59
18	B	974	SER	O-C-N	-11.07	110.67	122.07
10	C24	634	SER	O-C-N	-11.06	107.87	122.59
10	C	1055	GLU	O-C-N	-11.06	107.88	122.59
10	C16	673	VAL	O-C-N	-11.05	107.23	122.59
10	C8	1055	GLU	O-C-N	-11.05	107.89	122.59
10	C16	1622	SER	O-C-N	-11.05	107.89	122.59
18	B	1668	PHE	O-C-N	-11.04	109.71	121.42
18	B	688	GLY	O-C-N	-11.03	108.36	122.70
18	B8	1668	PHE	O-C-N	-11.03	109.73	121.42
10	C32	337	ILE	O-C-N	-11.02	108.80	122.57
9	K8	724	GLY	CA-C-N	11.02	142.58	121.54

*Continued on next page...*

*Continued from previous page...*

Mol	Chain	Res	Type	Atoms	Z	Observed(°)	Ideal(°)
9	K8	724	GLY	C-N-CA	11.02	142.58	121.54
10	C16	337	ILE	O-C-N	-11.02	108.80	122.57
18	B8	1747	SER	CA-C-N	-11.02	104.94	122.23
18	B8	1747	SER	C-N-CA	-11.02	104.94	122.23
10	C16	1055	GLU	O-C-N	-11.01	107.94	122.59
10	C	337	ILE	O-C-N	-11.01	108.81	122.57
18	B	1747	SER	CA-C-N	-11.01	104.94	122.23
18	B	1747	SER	C-N-CA	-11.01	104.94	122.23
10	C8	1622	SER	O-C-N	-11.00	107.96	122.59
10	C8	337	ILE	O-C-N	-11.00	108.82	122.57
18	B8	688	GLY	O-C-N	-11.00	108.41	122.70
10	C16	634	SER	O-C-N	-10.99	107.97	122.59
10	C	634	SER	O-C-N	-10.98	107.98	122.59
10	C	1622	SER	O-C-N	-10.98	107.99	122.59
10	C16	619	LEU	CA-C-N	10.97	133.55	119.84
10	C16	619	LEU	C-N-CA	10.97	133.55	119.84
10	C32	619	LEU	CA-C-N	10.97	133.56	119.84
10	C32	619	LEU	C-N-CA	10.97	133.56	119.84
9	K	724	GLY	CA-C-N	10.96	142.48	121.54
9	K	724	GLY	C-N-CA	10.96	142.48	121.54
17	F8	73	GLY	CA-C-N	-10.96	102.23	121.97
17	F8	73	GLY	C-N-CA	-10.96	102.23	121.97
17	F24	73	GLY	CA-C-N	-10.97	102.23	121.97
17	F24	73	GLY	C-N-CA	-10.97	102.23	121.97
7	Q16	144	GLU	O-C-N	-10.96	107.97	122.77
17	F	73	GLY	CA-C-N	-10.96	102.25	121.97
17	F	73	GLY	C-N-CA	-10.96	102.25	121.97
17	F16	73	GLY	CA-C-N	-10.95	102.25	121.97
17	F16	73	GLY	C-N-CA	-10.95	102.25	121.97
10	C24	619	LEU	CA-C-N	10.95	133.53	119.84
10	C24	619	LEU	C-N-CA	10.95	133.53	119.84
10	C8	619	LEU	CA-C-N	10.94	133.52	119.84
10	C8	619	LEU	C-N-CA	10.94	133.52	119.84
10	C32	634	SER	O-C-N	-10.93	108.05	122.59
15	J	687	SER	O-C-N	-10.93	111.58	121.30
7	Q8	144	GLU	O-C-N	-10.91	108.03	122.77
9	K	638	TRP	O-C-N	-10.90	108.09	122.59
7	Q	144	GLU	O-C-N	-10.90	108.06	122.77
10	C	619	LEU	CA-C-N	10.89	133.45	119.84
10	C	619	LEU	C-N-CA	10.89	133.45	119.84
10	C8	675	ASP	O-C-N	-10.88	108.86	122.68
10	C24	675	ASP	O-C-N	-10.88	108.86	122.68

*Continued on next page...*

*Continued from previous page...*

Mol	Chain	Res	Type	Atoms	Z	Observed(°)	Ideal(°)
9	K8	638	TRP	O-C-N	-10.85	108.16	122.59
20	E8	202	ASP	O-C-N	-10.81	108.21	122.59
10	C	675	ASP	O-C-N	-10.80	108.96	122.68
3	N	2	PRO	O-C-N	-10.79	111.22	122.98
2	M8	759	LEU	O-C-N	-10.78	108.25	122.59
10	C32	675	ASP	O-C-N	-10.78	108.99	122.68
3	N16	2	PRO	O-C-N	-10.77	111.25	122.98
20	E	202	ASP	O-C-N	-10.77	108.27	122.59
10	C16	675	ASP	O-C-N	-10.76	109.01	122.68
2	M16	759	LEU	O-C-N	-10.76	108.28	122.59
9	K8	1220	ASN	O-C-N	-10.74	108.30	122.59
5	P16	161	ASN	O-C-N	-10.74	108.31	122.59
10	C16	1128	SER	CA-C-N	10.74	141.30	121.97
10	C16	1128	SER	C-N-CA	10.74	141.30	121.97
10	C8	1128	SER	CA-C-N	10.73	141.29	121.97
10	C8	1128	SER	C-N-CA	10.73	141.29	121.97
9	K	1220	ASN	O-C-N	-10.73	108.32	122.59
10	C24	1128	SER	CA-C-N	10.73	141.28	121.97
10	C24	1128	SER	C-N-CA	10.73	141.28	121.97
2	M	759	LEU	O-C-N	-10.72	108.33	122.59
10	C	1128	SER	CA-C-N	10.72	141.27	121.97
10	C	1128	SER	C-N-CA	10.72	141.27	121.97
5	P8	161	ASN	O-C-N	-10.72	108.33	122.59
5	P	161	ASN	O-C-N	-10.72	108.34	122.59
10	C32	1128	SER	CA-C-N	10.71	141.24	121.97
10	C32	1128	SER	C-N-CA	10.71	141.24	121.97
3	N8	2	PRO	O-C-N	-10.70	111.32	122.98
10	C24	337	ILE	CA-C-N	10.70	134.34	120.44
10	C24	337	ILE	C-N-CA	10.70	134.34	120.44
5	P	143	ASN	O-C-N	-10.68	107.34	122.29
5	P8	143	ASN	O-C-N	-10.67	107.35	122.29
11	A24	470	LEU	O-C-N	-10.67	108.39	122.59
11	A16	470	LEU	O-C-N	-10.67	108.40	122.59
12	A48	470	LEU	O-C-N	-10.67	108.40	122.59
5	P	10	GLY	O-C-N	-10.66	108.84	122.70
18	B	1808	GLY	O-C-N	-10.65	108.85	122.70
10	C16	337	ILE	CA-C-N	10.65	134.29	120.44
10	C16	337	ILE	C-N-CA	10.65	134.29	120.44
18	B8	1808	GLY	O-C-N	-10.64	108.86	122.70
10	C24	1440	SER	O-C-N	-10.64	108.59	122.43
10	C32	447	PHE	CA-C-N	10.64	141.87	121.54
10	C32	447	PHE	C-N-CA	10.64	141.87	121.54

*Continued on next page...*

*Continued from previous page...*

Mol	Chain	Res	Type	Atoms	Z	Observed(°)	Ideal(°)
5	P16	143	ASN	O-C-N	-10.64	107.39	122.29
10	C32	1440	SER	O-C-N	-10.64	108.60	122.43
11	A32	470	LEU	O-C-N	-10.63	108.45	122.59
12	A	470	LEU	O-C-N	-10.63	108.45	122.59
2	M8	351	ALA	O-C-N	-10.63	108.46	122.59
9	K	1052	SER	O-C-N	-10.63	108.46	122.59
5	P8	10	GLY	O-C-N	-10.62	108.89	122.70
10	C16	1440	SER	O-C-N	-10.62	108.62	122.43
10	C8	337	ILE	CA-C-N	10.62	134.24	120.44
10	C8	337	ILE	C-N-CA	10.62	134.24	120.44
14	W	598	ILE	O-C-N	-10.62	109.30	122.57
10	C8	1440	SER	O-C-N	-10.62	108.63	122.43
10	C	337	ILE	CA-C-N	10.61	134.23	120.44
10	C	337	ILE	C-N-CA	10.61	134.23	120.44
10	C16	1785	SER	O-C-N	-10.60	107.35	122.41
2	M16	351	ALA	O-C-N	-10.60	108.49	122.59
2	M	351	ALA	O-C-N	-10.60	108.50	122.59
10	C16	447	PHE	CA-C-N	10.59	141.77	121.54
10	C16	447	PHE	C-N-CA	10.59	141.77	121.54
10	C	1785	SER	O-C-N	-10.59	107.37	122.41
5	P16	10	GLY	O-C-N	-10.59	108.94	122.70
9	K8	1052	SER	O-C-N	-10.59	108.51	122.59
10	C32	337	ILE	CA-C-N	10.59	134.21	120.44
10	C32	337	ILE	C-N-CA	10.59	134.21	120.44
10	C24	1785	SER	O-C-N	-10.59	107.37	122.41
10	C16	1072	ASP	CA-C-N	10.59	131.29	120.60
10	C16	1072	ASP	C-N-CA	10.59	131.29	120.60
11	A40	470	LEU	O-C-N	-10.59	108.51	122.59
10	C32	1785	SER	O-C-N	-10.58	107.39	122.41
10	C24	447	PHE	CA-C-N	10.57	141.73	121.54
10	C24	447	PHE	C-N-CA	10.57	141.73	121.54
10	C8	1785	SER	O-C-N	-10.56	107.41	122.41
1	R	1201	LEU	CA-C-N	-10.55	106.72	120.65
1	R	1201	LEU	C-N-CA	-10.55	106.72	120.65
10	C	1072	ASP	CA-C-N	10.55	131.26	120.60
10	C	1072	ASP	C-N-CA	10.55	131.26	120.60
1	R16	1201	LEU	CA-C-N	-10.54	106.74	120.65
1	R16	1201	LEU	C-N-CA	-10.54	106.74	120.65
10	C24	1072	ASP	CA-C-N	10.54	131.24	120.60
10	C24	1072	ASP	C-N-CA	10.54	131.24	120.60
10	C	1440	SER	O-C-N	-10.54	108.73	122.43
7	Q16	90	GLY	O-C-N	-10.53	109.01	122.70

*Continued on next page...*

*Continued from previous page...*

Mol	Chain	Res	Type	Atoms	Z	Observed(°)	Ideal(°)
10	C32	1072	ASP	CA-C-N	10.53	131.23	120.60
10	C32	1072	ASP	C-N-CA	10.53	131.23	120.60
1	R8	1201	LEU	CA-C-N	-10.51	106.78	120.65
1	R8	1201	LEU	C-N-CA	-10.51	106.78	120.65
18	B8	192	PRO	CA-C-N	10.50	141.60	121.54
18	B8	192	PRO	C-N-CA	10.50	141.60	121.54
10	C32	1059	ALA	O-C-N	-10.50	111.11	122.03
10	C24	1446	HIS	CA-C-N	10.49	134.70	120.54
10	C24	1446	HIS	C-N-CA	10.49	134.70	120.54
10	C24	1059	ALA	O-C-N	-10.48	111.13	122.03
10	C8	1072	ASP	CA-C-N	10.48	131.19	120.60
10	C8	1072	ASP	C-N-CA	10.48	131.19	120.60
10	C8	1446	HIS	CA-C-N	10.48	134.69	120.54
10	C8	1446	HIS	C-N-CA	10.48	134.69	120.54
7	Q8	90	GLY	O-C-N	-10.48	109.08	122.70
18	B	192	PRO	CA-C-N	10.48	141.55	121.54
18	B	192	PRO	C-N-CA	10.48	141.55	121.54
23	J32	738	MET	CA-C-N	-10.46	102.87	121.70
23	J32	738	MET	C-N-CA	-10.46	102.87	121.70
23	J8	738	MET	CA-C-N	-10.46	102.87	121.70
23	J8	738	MET	C-N-CA	-10.46	102.87	121.70
23	J16	738	MET	CA-C-N	-10.46	102.87	121.70
23	J16	738	MET	C-N-CA	-10.46	102.87	121.70
7	Q	90	GLY	O-C-N	-10.46	109.10	122.70
10	C16	1059	ALA	O-C-N	-10.45	111.16	122.03
10	C	1446	HIS	CA-C-N	10.45	134.65	120.54
10	C	1446	HIS	C-N-CA	10.45	134.65	120.54
10	C	1059	ALA	O-C-N	-10.45	111.16	122.03
23	J8	679	GLU	O-C-N	-10.44	107.67	122.29
23	J24	738	MET	CA-C-N	-10.44	102.91	121.70
23	J24	738	MET	C-N-CA	-10.44	102.91	121.70
23	J32	679	GLU	O-C-N	-10.43	107.69	122.29
10	C32	1446	HIS	CA-C-N	10.43	134.62	120.54
10	C32	1446	HIS	C-N-CA	10.43	134.62	120.54
10	C16	1446	HIS	CA-C-N	10.42	134.61	120.54
10	C16	1446	HIS	C-N-CA	10.42	134.61	120.54
10	C8	1059	ALA	O-C-N	-10.42	111.19	122.03
9	K	1193	SER	CA-C-N	10.42	134.65	120.38
9	K	1193	SER	C-N-CA	10.42	134.65	120.38
9	K	718	PHE	O-C-N	-10.41	108.90	122.43
10	C24	1067	SER	CA-C-N	10.40	138.37	120.68
10	C24	1067	SER	C-N-CA	10.40	138.37	120.68

*Continued on next page...*



*Continued from previous page...*

Mol	Chain	Res	Type	Atoms	Z	Observed(°)	Ideal(°)
19	4	65	LYS	CA-C-N	-10.40	101.67	121.54
19	4	65	LYS	C-N-CA	-10.40	101.67	121.54
19	48	65	LYS	CA-C-N	-10.39	101.69	121.54
19	48	65	LYS	C-N-CA	-10.39	101.69	121.54
23	J24	679	GLU	O-C-N	-10.39	107.74	122.29
23	J16	679	GLU	O-C-N	-10.39	107.74	122.29
10	C8	1540	GLU	O-C-N	-10.39	109.72	122.71
10	C	1067	SER	CA-C-N	10.38	138.33	120.68
10	C	1067	SER	C-N-CA	10.38	138.33	120.68
18	B8	1121	ALA	CA-C-N	-10.38	101.70	121.54
18	B8	1121	ALA	C-N-CA	-10.38	101.70	121.54
18	B	1121	ALA	CA-C-N	-10.38	101.71	121.54
18	B	1121	ALA	C-N-CA	-10.38	101.71	121.54
10	C32	1067	SER	CA-C-N	10.38	138.32	120.68
10	C32	1067	SER	C-N-CA	10.38	138.32	120.68
2	M16	156	GLY	CA-C-N	10.37	141.74	121.41
2	M16	156	GLY	C-N-CA	10.37	141.74	121.41
10	C16	1067	SER	CA-C-N	10.37	138.31	120.68
10	C16	1067	SER	C-N-CA	10.37	138.31	120.68
10	C8	1067	SER	CA-C-N	10.37	138.31	120.68
10	C8	1067	SER	C-N-CA	10.37	138.31	120.68
9	K	1193	SER	O-C-N	-10.36	110.62	122.75
18	B8	978	ASN	O-C-N	-10.36	111.40	122.07
10	C24	1169	ASN	O-C-N	-10.36	109.55	123.01
10	C	1169	ASN	O-C-N	-10.35	109.55	123.01
10	C16	1169	ASN	O-C-N	-10.35	109.56	123.01
2	M	156	GLY	CA-C-N	10.35	141.69	121.41
2	M	156	GLY	C-N-CA	10.35	141.69	121.41
18	B	978	ASN	O-C-N	-10.35	111.41	122.07
9	K8	718	PHE	O-C-N	-10.34	108.99	122.43
9	K8	1193	SER	CA-C-N	10.34	134.54	120.38
9	K8	1193	SER	C-N-CA	10.34	134.54	120.38
10	C8	1169	ASN	O-C-N	-10.33	109.58	123.01
14	W	703	GLY	O-C-N	-10.32	109.28	122.70
2	M8	156	GLY	CA-C-N	10.32	141.64	121.41
2	M8	156	GLY	C-N-CA	10.32	141.64	121.41
10	C32	1169	ASN	O-C-N	-10.31	109.61	123.01
1	R8	1182	PRO	O-C-N	-10.30	108.73	122.64
10	C8	1167	PHE	O-C-N	-10.30	109.47	121.32
18	B8	993	ALA	O-C-N	-10.30	108.89	122.59
18	B8	681	GLY	CA-C-N	10.30	134.92	120.29
18	B8	681	GLY	C-N-CA	10.30	134.92	120.29

*Continued on next page...*

*Continued from previous page...*

Mol	Chain	Res	Type	Atoms	Z	Observed(°)	Ideal(°)
10	C24	1540	GLU	O-C-N	-10.29	109.84	122.71
10	C16	1167	PHE	O-C-N	-10.29	109.48	121.32
10	C	1166	SER	O-C-N	-10.29	109.12	122.39
10	C32	627	VAL	O-C-N	-10.29	109.71	122.57
12	A48	241	VAL	O-C-N	-10.29	109.71	122.57
18	B	681	GLY	CA-C-N	10.29	134.90	120.29
18	B	681	GLY	C-N-CA	10.29	134.90	120.29
1	R	1182	PRO	O-C-N	-10.28	108.76	122.64
10	C16	1166	SER	O-C-N	-10.28	109.12	122.39
10	C8	1166	SER	O-C-N	-10.27	109.14	122.39
1	R16	1182	PRO	O-C-N	-10.27	108.77	122.64
12	A	467	SER	CA-C-N	-10.27	103.48	121.97
12	A	467	SER	C-N-CA	-10.27	103.48	121.97
10	C24	1166	SER	O-C-N	-10.27	109.15	122.39
6	O16	158	ASP	O-C-N	-10.26	110.62	122.93
10	C16	1540	GLU	O-C-N	-10.26	109.89	122.71
10	C32	1166	SER	O-C-N	-10.26	109.16	122.39
18	B	993	ALA	O-C-N	-10.25	108.96	122.59
10	C16	627	VAL	O-C-N	-10.25	109.76	122.57
10	C24	1167	PHE	O-C-N	-10.25	109.54	121.32
10	C32	1540	GLU	O-C-N	-10.25	109.90	122.71
11	A16	467	SER	CA-C-N	-10.24	103.54	121.97
11	A16	467	SER	C-N-CA	-10.24	103.54	121.97
12	A48	467	SER	CA-C-N	-10.24	103.54	121.97
12	A48	467	SER	C-N-CA	-10.24	103.54	121.97
10	C32	1167	PHE	O-C-N	-10.24	109.55	121.32
9	K8	1193	SER	O-C-N	-10.23	110.78	122.75
10	C24	627	VAL	O-C-N	-10.23	109.79	122.57
10	C	1167	PHE	O-C-N	-10.23	109.56	121.32
11	A32	467	SER	CA-C-N	-10.22	103.56	121.97
11	A32	467	SER	C-N-CA	-10.22	103.56	121.97
11	A40	467	SER	CA-C-N	-10.22	103.58	121.97
11	A40	467	SER	C-N-CA	-10.22	103.58	121.97
11	A24	467	SER	CA-C-N	-10.21	103.60	121.97
11	A24	467	SER	C-N-CA	-10.21	103.60	121.97
6	O8	158	ASP	O-C-N	-10.20	110.69	122.93
6	O	158	ASP	O-C-N	-10.20	110.69	122.93
12	A	241	VAL	O-C-N	-10.20	109.82	122.57
10	C	627	VAL	O-C-N	-10.20	109.82	122.57
11	A32	241	VAL	O-C-N	-10.20	109.82	122.57
10	C32	627	VAL	CA-C-N	10.20	141.40	121.41
10	C32	627	VAL	C-N-CA	10.20	141.40	121.41

*Continued on next page...*



*Continued from previous page...*

Mol	Chain	Res	Type	Atoms	Z	Observed(°)	Ideal(°)
11	A24	241	VAL	O-C-N	-10.19	109.83	122.57
19	48	189	LEU	O-C-N	-10.19	109.04	122.59
11	A16	241	VAL	O-C-N	-10.18	109.84	122.57
10	C24	627	VAL	CA-C-N	10.18	141.36	121.41
10	C24	627	VAL	C-N-CA	10.18	141.36	121.41
9	K8	730	SER	O-C-N	-10.17	111.72	123.11
10	C16	622	VAL	O-C-N	-10.16	109.87	122.57
19	4	189	LEU	O-C-N	-10.16	109.08	122.59
10	C16	627	VAL	CA-C-N	10.16	141.32	121.41
10	C16	627	VAL	C-N-CA	10.16	141.32	121.41
18	B8	1811	PRO	CA-C-N	10.16	135.14	120.82
18	B8	1811	PRO	C-N-CA	10.16	135.14	120.82
18	B	1811	PRO	CA-C-N	10.15	135.14	120.82
18	B	1811	PRO	C-N-CA	10.15	135.14	120.82
9	K	1059	ARG	O-C-N	-10.14	109.10	122.59
11	A40	241	VAL	O-C-N	-10.14	109.89	122.57
9	K	730	SER	O-C-N	-10.14	111.75	123.11
10	C32	622	VAL	O-C-N	-10.13	109.90	122.57
9	K	1276	VAL	CA-C-N	10.13	140.89	121.54
9	K	1276	VAL	C-N-CA	10.13	140.89	121.54
10	C	627	VAL	CA-C-N	10.13	141.26	121.41
10	C	627	VAL	C-N-CA	10.13	141.26	121.41
10	C32	1625	SER	O-C-N	-10.12	110.33	122.89
9	K8	1059	ARG	O-C-N	-10.12	109.13	122.59
10	C24	1625	SER	O-C-N	-10.12	110.34	122.89
10	C8	1625	SER	O-C-N	-10.11	110.35	122.89
9	K8	1276	VAL	CA-C-N	10.11	140.85	121.54
9	K8	1276	VAL	C-N-CA	10.11	140.85	121.54
10	C	1625	SER	O-C-N	-10.10	110.37	122.89
1	R16	1192	LYS	O-C-N	-10.10	109.16	122.59
7	Q8	222	PHE	O-C-N	-10.08	108.37	121.97
10	C	622	VAL	O-C-N	-10.08	109.97	122.57
10	C16	1625	SER	O-C-N	-10.07	110.41	122.89
18	B	1478	MET	CA-C-N	10.07	141.14	121.41
18	B	1478	MET	C-N-CA	10.07	141.14	121.41
7	Q	222	PHE	O-C-N	-10.06	108.38	121.97
10	C16	1660	SER	O-C-N	-10.06	108.20	122.29
18	B8	124	THR	O-C-N	-10.06	110.56	122.93
2	M16	347	LYS	O-C-N	-10.05	109.22	122.59
18	B	124	THR	O-C-N	-10.05	110.57	122.93
2	M8	347	LYS	O-C-N	-10.04	109.23	122.59
10	C24	622	VAL	O-C-N	-10.05	110.01	122.57

*Continued on next page...*

*Continued from previous page...*

Mol	Chain	Res	Type	Atoms	Z	Observed(°)	Ideal(°)
7	Q16	222	PHE	O-C-N	-10.04	108.41	121.97
10	C8	282	LYS	O-C-N	-10.04	110.67	123.02
19	48	374	GLY	O-C-N	10.04	133.53	123.48
1	R	1192	LYS	O-C-N	-10.04	109.24	122.59
18	B8	1133	THR	O-C-N	-10.04	110.44	122.89
18	B8	1478	MET	CA-C-N	10.04	141.08	121.41
18	B8	1478	MET	C-N-CA	10.04	141.08	121.41
10	C24	282	LYS	O-C-N	-10.03	110.69	123.02
1	R8	1192	LYS	O-C-N	-10.03	109.25	122.59
18	B	1133	THR	O-C-N	-10.03	110.46	122.89
20	E8	429	PRO	CA-C-N	10.03	144.98	121.52
20	E8	429	PRO	C-N-CA	10.03	144.98	121.52
10	C	282	LYS	O-C-N	-10.02	110.69	123.02
10	C	1660	SER	O-C-N	-10.02	108.26	122.29
10	C32	1660	SER	O-C-N	-10.02	108.27	122.29
10	C16	282	LYS	O-C-N	-10.01	110.70	123.02
7	Q8	298	SER	O-C-N	-10.01	110.48	122.89
2	M	347	LYS	O-C-N	-10.01	109.28	122.59
5	P8	592	SER	O-C-N	-10.01	109.16	122.57
18	B8	985	ASP	O-C-N	-10.00	107.58	122.28
20	E	429	PRO	CA-C-N	10.00	144.92	121.52
20	E	429	PRO	C-N-CA	10.00	144.92	121.52
19	4	374	GLY	O-C-N	10.00	133.48	123.48
10	C32	282	LYS	O-C-N	-10.00	110.72	123.02
1	R16	1144	CYS	O-C-N	-9.99	108.81	122.20
1	R	1144	CYS	O-C-N	-9.99	108.82	122.20
18	B8	114	GLY	O-C-N	-9.98	109.73	122.70
5	P16	592	SER	O-C-N	-9.97	109.21	122.57
7	Q16	298	SER	O-C-N	-9.96	110.54	122.89
1	R8	1144	CYS	O-C-N	-9.96	108.86	122.20
9	K8	1275	ILE	CA-C-N	9.96	139.89	121.97
9	K8	1275	ILE	C-N-CA	9.96	139.89	121.97
5	P	592	SER	O-C-N	-9.96	109.23	122.57
9	K	1275	ILE	CA-C-N	9.95	139.88	121.97
9	K	1275	ILE	C-N-CA	9.95	139.88	121.97
10	C24	1660	SER	O-C-N	-9.95	108.36	122.29
18	B	985	ASP	O-C-N	-9.94	107.67	122.28
18	B	114	GLY	O-C-N	-9.92	109.81	122.70
7	Q	298	SER	O-C-N	-9.92	110.59	122.89
9	K8	857	ASP	O-C-N	-9.91	111.17	123.06
20	E8	343	THR	CA-C-N	9.91	132.22	119.84
20	E8	343	THR	C-N-CA	9.91	132.22	119.84

*Continued on next page...*

*Continued from previous page...*

Mol	Chain	Res	Type	Atoms	Z	Observed(°)	Ideal(°)
10	C16	449	GLU	CA-C-N	9.90	129.27	118.97
10	C16	449	GLU	C-N-CA	9.90	129.27	118.97
18	B	1804	THR	CA-C-N	-9.90	106.66	120.71
18	B	1804	THR	C-N-CA	-9.90	106.66	120.71
17	F16	74	ILE	O-C-N	-9.89	110.20	122.57
20	E	343	THR	CA-C-N	9.89	132.20	119.84
20	E	343	THR	C-N-CA	9.89	132.20	119.84
10	C32	449	GLU	CA-C-N	9.88	129.25	118.97
10	C32	449	GLU	C-N-CA	9.88	129.25	118.97
10	C16	1353	ASP	O-C-N	-9.88	109.45	122.59
2	M8	345	ASP	CA-C-N	-9.88	104.19	121.97
2	M8	345	ASP	C-N-CA	-9.88	104.19	121.97
2	M16	345	ASP	CA-C-N	-9.88	104.19	121.97
2	M16	345	ASP	C-N-CA	-9.88	104.19	121.97
9	K	857	ASP	O-C-N	-9.87	111.22	123.06
18	B8	1804	THR	CA-C-N	-9.87	106.70	120.71
18	B8	1804	THR	C-N-CA	-9.87	106.70	120.71
10	C24	449	GLU	CA-C-N	9.86	129.23	118.97
10	C24	449	GLU	C-N-CA	9.86	129.23	118.97
10	C24	1353	ASP	O-C-N	-9.86	109.48	122.59
17	F24	74	ILE	O-C-N	-9.85	110.26	122.57
10	C	1353	ASP	O-C-N	-9.84	109.51	122.59
5	P16	391	LYS	O-C-N	9.84	130.31	121.36
18	B8	606	GLN	O-C-N	-9.84	109.67	122.56
2	M	345	ASP	CA-C-N	-9.83	104.28	121.97
2	M	345	ASP	C-N-CA	-9.83	104.28	121.97
10	C32	1353	ASP	O-C-N	-9.82	109.52	122.59
5	P8	16	PHE	CA-C-N	-9.82	106.26	122.17
5	P8	16	PHE	C-N-CA	-9.82	106.26	122.17
9	K	723	ALA	CA-C-N	9.82	140.66	121.41
9	K	723	ALA	C-N-CA	9.82	140.66	121.41
18	B	606	GLN	O-C-N	-9.82	109.70	122.56
17	F	74	ILE	O-C-N	-9.82	110.30	122.57
14	W	584	CYS	CA-C-N	9.81	139.64	121.97
14	W	584	CYS	C-N-CA	9.81	139.64	121.97
9	K8	723	ALA	CA-C-N	9.81	140.64	121.41
9	K8	723	ALA	C-N-CA	9.81	140.64	121.41
10	C8	1066	SER	O-C-N	-9.81	109.54	122.59
5	P	16	PHE	CA-C-N	-9.81	106.28	122.17
5	P	16	PHE	C-N-CA	-9.81	106.28	122.17
17	F8	74	ILE	O-C-N	-9.80	110.31	122.57
10	C8	1110	SER	CA-C-N	-9.80	106.37	121.66

*Continued on next page...*

*Continued from previous page...*

Mol	Chain	Res	Type	Atoms	Z	Observed(°)	Ideal(°)
10	C8	1110	SER	C-N-CA	-9.80	106.37	121.66
18	B	614	MET	O-C-N	-9.80	109.56	122.59
10	C	1110	SER	CA-C-N	-9.79	106.39	121.66
10	C	1110	SER	C-N-CA	-9.79	106.39	121.66
18	B8	682	TYR	O-C-N	-9.79	110.99	122.15
10	C32	1066	SER	O-C-N	-9.78	109.58	122.59
10	C8	1353	ASP	O-C-N	-9.78	109.59	122.59
5	P16	16	PHE	CA-C-N	-9.77	106.34	122.17
5	P16	16	PHE	C-N-CA	-9.77	106.34	122.17
18	B	1803	THR	O-C-N	-9.77	109.59	122.59
18	B8	1803	THR	O-C-N	-9.77	109.59	122.59
10	C16	1110	SER	CA-C-N	-9.77	106.42	121.66
10	C16	1110	SER	C-N-CA	-9.77	106.42	121.66
10	C32	1110	SER	CA-C-N	-9.77	106.42	121.66
10	C32	1110	SER	C-N-CA	-9.77	106.42	121.66
6	O	160	LEU	CA-C-N	-9.77	108.05	122.41
6	O	160	LEU	C-N-CA	-9.77	108.05	122.41
10	C	1066	SER	O-C-N	-9.77	109.60	122.59
5	P8	391	LYS	O-C-N	9.76	130.24	121.36
6	O8	160	LEU	CA-C-N	-9.76	108.06	122.41
6	O8	160	LEU	C-N-CA	-9.76	108.06	122.41
5	P	391	LYS	O-C-N	9.75	130.23	121.36
18	B8	614	MET	O-C-N	-9.75	109.62	122.59
10	C16	1066	SER	O-C-N	-9.74	109.63	122.59
10	C24	1066	SER	O-C-N	-9.74	109.64	122.59
5	P	657	TRP	O-C-N	-9.74	112.84	121.31
10	C24	1351	GLU	O-C-N	-9.74	111.51	122.03
18	B	682	TYR	O-C-N	-9.74	111.05	122.15
6	O16	160	LEU	CA-C-N	-9.73	108.10	122.41
6	O16	160	LEU	C-N-CA	-9.73	108.10	122.41
6	O8	94	GLY	CA-C-N	9.72	135.40	121.02
6	O8	94	GLY	C-N-CA	9.72	135.40	121.02
6	O16	94	GLY	CA-C-N	9.72	135.40	121.02
6	O16	94	GLY	C-N-CA	9.72	135.40	121.02
7	Q16	219	GLY	O-C-N	-9.71	110.08	122.70
13	V	883	PRO	CA-C-N	-9.71	105.82	121.26
13	V	883	PRO	C-N-CA	-9.71	105.82	121.26
6	O8	93	HIS	O-C-N	-9.70	111.84	123.29
10	C16	1351	GLU	O-C-N	-9.70	111.55	122.03
10	C24	1110	SER	CA-C-N	-9.70	106.53	121.66
10	C24	1110	SER	C-N-CA	-9.70	106.53	121.66
19	4	70	SER	CA-C-N	-9.70	103.02	121.54

*Continued on next page...*

*Continued from previous page...*

Mol	Chain	Res	Type	Atoms	Z	Observed(°)	Ideal(°)
19	4	70	SER	C-N-CA	-9.70	103.02	121.54
6	O	94	GLY	CA-C-N	9.69	135.36	121.02
6	O	94	GLY	C-N-CA	9.69	135.36	121.02
1	R16	529	HIS	CG-ND1-CE1	9.69	125.77	109.30
19	48	70	SER	CA-C-N	-9.69	103.04	121.54
19	48	70	SER	C-N-CA	-9.69	103.04	121.54
1	R8	529	HIS	CG-ND1-CE1	9.68	125.76	109.30
10	C8	1351	GLU	O-C-N	-9.68	111.58	122.03
7	Q	219	GLY	O-C-N	-9.68	110.12	122.70
13	V	881	GLY	O-C-N	-9.68	110.12	122.70
6	O	93	HIS	O-C-N	-9.67	111.88	123.29
10	C16	1276	SER	CA-C-N	-9.67	110.27	122.84
10	C16	1276	SER	C-N-CA	-9.67	110.27	122.84
6	O16	93	HIS	O-C-N	-9.67	111.88	123.29
10	C24	1276	SER	CA-C-N	-9.67	110.27	122.84
10	C24	1276	SER	C-N-CA	-9.67	110.27	122.84
7	Q8	219	GLY	O-C-N	-9.66	110.14	122.70
10	C32	1351	GLU	O-C-N	-9.66	111.59	122.03
5	P8	207	HIS	O-C-N	9.65	128.70	121.65
18	B	1278	LYS	O-C-N	-9.65	108.78	122.29
1	R	529	HIS	CG-ND1-CE1	9.64	125.69	109.30
10	C32	1276	SER	CA-C-N	-9.64	110.31	122.84
10	C32	1276	SER	C-N-CA	-9.64	110.31	122.84
18	B8	1278	LYS	O-C-N	-9.63	108.81	122.29
5	P8	657	TRP	O-C-N	-9.62	112.94	121.31
10	C	1351	GLU	O-C-N	-9.62	111.64	122.03
10	C8	1276	SER	CA-C-N	-9.62	110.34	122.84
10	C8	1276	SER	C-N-CA	-9.62	110.34	122.84
5	P	207	HIS	O-C-N	9.61	128.67	121.65
10	C	1276	SER	CA-C-N	-9.60	110.36	122.84
10	C	1276	SER	C-N-CA	-9.60	110.36	122.84
10	C	1785	SER	CA-C-N	9.59	134.09	120.28
10	C	1785	SER	C-N-CA	9.59	134.09	120.28
18	B	2	ALA	O-C-N	-9.59	109.84	122.59
10	C16	1785	SER	CA-C-N	9.58	134.08	120.28
10	C16	1785	SER	C-N-CA	9.58	134.08	120.28
20	E8	427	MET	O-C-N	-9.57	109.25	122.46
10	C	1777	SER	CA-C-N	-9.57	108.02	120.65
10	C	1777	SER	C-N-CA	-9.57	108.02	120.65
10	C8	1777	SER	CA-C-N	-9.57	108.02	120.65
10	C8	1777	SER	C-N-CA	-9.57	108.02	120.65
10	C	334	MET	O-C-N	-9.56	110.54	122.68

*Continued on next page...*

*Continued from previous page...*

Mol	Chain	Res	Type	Atoms	Z	Observed(°)	Ideal(°)
5	P16	207	HIS	O-C-N	9.56	128.63	121.65
18	B8	2	ALA	O-C-N	-9.55	109.88	122.59
10	C16	334	MET	O-C-N	-9.55	110.55	122.68
10	C32	334	MET	O-C-N	-9.55	110.56	122.68
18	B8	693	SER	O-C-N	-9.54	111.61	123.06
10	C24	1777	SER	CA-C-N	-9.54	108.06	120.65
10	C24	1777	SER	C-N-CA	-9.54	108.06	120.65
18	B	693	SER	O-C-N	-9.54	111.61	123.06
18	B	991	ASP	O-C-N	-9.54	109.90	122.59
10	C24	1785	SER	CA-C-N	9.54	134.01	120.28
10	C24	1785	SER	C-N-CA	9.54	134.01	120.28
14	W	587	SER	O-C-N	-9.54	111.20	122.93
20	E	427	MET	O-C-N	-9.54	109.30	122.46
8	L16	1054	HIS	CG-ND1-CE1	9.53	125.50	109.30
12	A	552	GLY	O-C-N	-9.53	110.31	122.70
10	C24	334	MET	O-C-N	-9.53	110.58	122.68
18	B8	991	ASP	O-C-N	-9.53	109.91	122.59
10	C32	1785	SER	CA-C-N	9.53	134.01	120.28
10	C32	1785	SER	C-N-CA	9.53	134.01	120.28
5	P16	657	TRP	O-C-N	-9.53	113.02	121.31
10	C16	1777	SER	CA-C-N	-9.53	108.07	120.65
10	C16	1777	SER	C-N-CA	-9.53	108.07	120.65
10	C24	629	LYS	O-C-N	-9.53	109.92	122.59
9	K	1064	PRO	O-C-N	-9.52	109.78	122.64
9	K8	1064	PRO	O-C-N	-9.52	109.79	122.64
10	C8	1068	THR	CA-C-N	-9.52	107.91	120.67
10	C8	1068	THR	C-N-CA	-9.52	107.91	120.67
18	B8	1068	THR	O-C-N	-9.52	109.93	122.59
10	C8	1498	GLY	O-C-N	-9.52	115.00	123.37
10	C8	1785	SER	CA-C-N	9.52	133.98	120.28
10	C8	1785	SER	C-N-CA	9.52	133.98	120.28
10	C16	629	LYS	O-C-N	-9.51	109.94	122.59
10	C	428	GLY	O-C-N	-9.51	110.33	122.70
8	L	1054	HIS	CG-ND1-CE1	9.51	125.47	109.30
18	B	1068	THR	O-C-N	-9.51	109.94	122.59
9	K8	892	GLU	O-C-N	-9.51	109.95	122.59
10	C24	1068	THR	CA-C-N	-9.51	107.93	120.67
10	C24	1068	THR	C-N-CA	-9.51	107.93	120.67
10	C16	428	GLY	O-C-N	-9.50	110.35	122.70
8	L8	1054	HIS	CG-ND1-CE1	9.50	125.45	109.30
10	C	629	LYS	O-C-N	-9.50	109.95	122.59
10	C32	629	LYS	O-C-N	-9.50	109.95	122.59

*Continued on next page...*



*Continued from previous page...*

Mol	Chain	Res	Type	Atoms	Z	Observed(°)	Ideal(°)
10	C32	428	GLY	O-C-N	-9.49	110.36	122.70
9	K	857	ASP	CA-C-N	9.49	136.18	120.62
9	K	857	ASP	C-N-CA	9.49	136.18	120.62
18	B8	116	THR	CA-C-N	9.48	139.66	121.54
18	B8	116	THR	C-N-CA	9.48	139.66	121.54
10	C8	334	MET	O-C-N	-9.48	110.64	122.68
18	B	116	THR	CA-C-N	9.48	139.64	121.54
18	B	116	THR	C-N-CA	9.48	139.64	121.54
9	K8	640	THR	O-C-N	-9.47	112.08	122.12
9	K8	857	ASP	CA-C-N	9.47	136.15	120.62
9	K8	857	ASP	C-N-CA	9.47	136.15	120.62
10	C32	1777	SER	CA-C-N	-9.47	108.15	120.65
10	C32	1777	SER	C-N-CA	-9.47	108.15	120.65
10	C16	1498	GLY	O-C-N	-9.47	115.04	123.37
12	A48	552	GLY	O-C-N	-9.47	110.39	122.70
10	C8	428	GLY	O-C-N	-9.47	110.39	122.70
9	K8	643	GLY	O-C-N	-9.46	111.97	122.28
11	A40	552	GLY	O-C-N	-9.46	110.40	122.70
10	C	1068	THR	CA-C-N	-9.46	107.99	120.67
10	C	1068	THR	C-N-CA	-9.46	107.99	120.67
10	C32	1068	THR	CA-C-N	-9.46	107.99	120.67
10	C32	1068	THR	C-N-CA	-9.46	107.99	120.67
10	C24	508	ILE	O-C-N	-9.46	113.17	123.20
11	A32	552	GLY	O-C-N	-9.45	110.42	122.70
18	B	500	THR	O-C-N	-9.45	112.24	123.10
10	C32	1498	GLY	O-C-N	-9.45	115.06	123.37
10	C24	428	GLY	O-C-N	-9.44	110.43	122.70
10	C	508	ILE	O-C-N	-9.44	113.19	123.20
10	C	1498	GLY	O-C-N	-9.44	115.06	123.37
9	K	640	THR	O-C-N	-9.44	112.12	122.12
9	K	892	GLU	O-C-N	-9.44	110.04	122.59
10	C16	1068	THR	CA-C-N	-9.44	108.03	120.67
10	C16	1068	THR	C-N-CA	-9.44	108.03	120.67
10	C24	1067	SER	O-C-N	-9.43	110.05	122.59
10	C	1067	SER	O-C-N	-9.43	110.05	122.59
11	A16	552	GLY	O-C-N	-9.43	110.45	122.70
19	48	188	ALA	O-C-N	-9.42	110.07	122.59
9	K	643	GLY	O-C-N	-9.41	112.02	122.28
9	K8	926	ILE	O-C-N	-9.41	112.42	122.68
11	A24	552	GLY	O-C-N	-9.41	110.46	122.70
10	C16	508	ILE	O-C-N	-9.41	113.22	123.20
10	C	1497	LYS	O-C-N	-9.41	110.32	122.37

*Continued on next page...*

*Continued from previous page...*

Mol	Chain	Res	Type	Atoms	Z	Observed(°)	Ideal(°)
19	4	188	ALA	O-C-N	-9.40	110.08	122.59
10	C24	1442	GLN	CA-C-N	-9.40	107.75	122.23
10	C24	1442	GLN	C-N-CA	-9.40	107.75	122.23
10	C8	1067	SER	O-C-N	-9.40	110.08	122.59
9	K	926	ILE	O-C-N	-9.40	112.43	122.68
7	Q8	57	ASN	CA-C-N	-9.40	109.68	119.83
7	Q8	57	ASN	C-N-CA	-9.40	109.68	119.83
10	C32	1062	GLU	CA-C-N	9.39	131.58	119.84
10	C32	1062	GLU	C-N-CA	9.39	131.58	119.84
10	C24	1498	GLY	O-C-N	-9.39	115.10	123.37
10	C32	1497	LYS	O-C-N	-9.39	110.35	122.37
10	C16	1497	LYS	O-C-N	-9.39	110.35	122.37
7	Q	57	ASN	CA-C-N	-9.39	109.69	119.83
7	Q	57	ASN	C-N-CA	-9.39	109.69	119.83
18	B8	500	THR	O-C-N	-9.39	112.31	123.10
23	J24	731	LEU	O-C-N	9.38	132.85	122.15
12	A	268	GLN	O-C-N	-9.38	110.63	122.82
11	A32	268	GLN	O-C-N	-9.38	110.63	122.82
10	C32	1067	SER	O-C-N	-9.38	110.12	122.59
10	C	1062	GLU	CA-C-N	9.37	131.56	119.84
10	C	1062	GLU	C-N-CA	9.37	131.56	119.84
23	J16	731	LEU	O-C-N	9.37	132.84	122.15
12	A48	268	GLN	O-C-N	-9.37	110.64	122.82
10	C8	1062	GLU	CA-C-N	9.37	131.55	119.84
10	C8	1062	GLU	C-N-CA	9.37	131.55	119.84
11	A40	268	GLN	O-C-N	-9.36	110.65	122.82
7	Q16	57	ASN	CA-C-N	-9.36	109.73	119.83
7	Q16	57	ASN	C-N-CA	-9.36	109.73	119.83
14	W	594	PRO	O-C-N	-9.36	112.62	123.10
10	C24	1062	GLU	CA-C-N	9.35	131.53	119.84
10	C24	1062	GLU	C-N-CA	9.35	131.53	119.84
10	C24	1497	LYS	O-C-N	-9.35	110.40	122.37
11	A16	27	SER	CA-C-N	-9.35	109.67	122.30
11	A16	27	SER	C-N-CA	-9.35	109.67	122.30
10	C16	1062	GLU	CA-C-N	9.35	131.53	119.84
10	C16	1062	GLU	C-N-CA	9.35	131.53	119.84
10	C	1442	GLN	CA-C-N	-9.35	107.83	122.23
10	C	1442	GLN	C-N-CA	-9.35	107.83	122.23
11	A24	268	GLN	O-C-N	-9.35	110.67	122.82
23	J32	731	LEU	O-C-N	9.35	132.80	122.15
11	A32	27	SER	CA-C-N	-9.34	109.69	122.30
11	A32	27	SER	C-N-CA	-9.34	109.69	122.30

*Continued on next page...*



*Continued from previous page...*

Mol	Chain	Res	Type	Atoms	Z	Observed(°)	Ideal(°)
10	C8	1497	LYS	O-C-N	-9.34	110.42	122.37
11	A40	27	SER	CA-C-N	-9.33	109.70	122.30
11	A40	27	SER	C-N-CA	-9.33	109.70	122.30
11	A24	27	SER	CA-C-N	-9.33	109.70	122.30
11	A24	27	SER	C-N-CA	-9.33	109.70	122.30
10	C16	1442	GLN	CA-C-N	-9.33	107.87	122.23
10	C16	1442	GLN	C-N-CA	-9.33	107.87	122.23
23	J8	731	LEU	O-C-N	9.33	132.78	122.15
10	C32	508	ILE	O-C-N	-9.32	113.33	123.20
10	C32	1442	GLN	CA-C-N	-9.32	107.88	122.23
10	C32	1442	GLN	C-N-CA	-9.32	107.88	122.23
10	C16	1057	THR	CA-C-N	9.31	139.33	121.54
10	C16	1057	THR	C-N-CA	9.31	139.33	121.54
10	C8	1442	GLN	CA-C-N	-9.31	107.89	122.23
10	C8	1442	GLN	C-N-CA	-9.31	107.89	122.23
20	E8	352	PHE	O-C-N	-9.31	110.20	122.59
11	A16	268	GLN	O-C-N	-9.31	110.72	122.82
18	B8	1116	GLU	CA-C-N	-9.31	103.76	121.54
18	B8	1116	GLU	C-N-CA	-9.31	103.76	121.54
10	C8	1057	THR	CA-C-N	9.30	139.30	121.54
10	C8	1057	THR	C-N-CA	9.30	139.30	121.54
18	B8	1362	ALA	O-C-N	-9.30	111.58	123.02
10	C16	1067	SER	O-C-N	-9.29	110.23	122.59
18	B	1116	GLU	CA-C-N	-9.29	103.79	121.54
18	B	1116	GLU	C-N-CA	-9.29	103.79	121.54
18	B8	1962	PRO	O-C-N	-9.29	112.32	123.01
18	B	1362	ALA	O-C-N	-9.29	111.59	123.02
10	C32	1057	THR	CA-C-N	9.28	139.27	121.54
10	C32	1057	THR	C-N-CA	9.28	139.27	121.54
20	E	352	PHE	O-C-N	-9.28	110.25	122.59
10	C32	1223	ASP	O-C-N	-9.26	112.49	122.96
10	C24	1057	THR	CA-C-N	9.26	139.22	121.54
10	C24	1057	THR	C-N-CA	9.26	139.22	121.54
18	B	1962	PRO	O-C-N	-9.26	112.36	123.01
11	A32	555	HIS	O-C-N	-9.25	108.66	122.81
7	Q	89	GLY	CA-C-N	9.25	139.53	121.41
7	Q	89	GLY	C-N-CA	9.25	139.53	121.41
10	C	1057	THR	CA-C-N	9.25	139.20	121.54
10	C	1057	THR	C-N-CA	9.25	139.20	121.54
10	C	1223	ASP	O-C-N	-9.25	112.51	122.96
7	Q8	89	GLY	CA-C-N	9.24	139.52	121.41
7	Q8	89	GLY	C-N-CA	9.24	139.52	121.41

*Continued on next page...*

*Continued from previous page...*

Mol	Chain	Res	Type	Atoms	Z	Observed(°)	Ideal(°)
10	C16	1223	ASP	O-C-N	-9.24	112.52	122.96
20	E8	443	ASP	O-C-N	-9.24	110.31	122.59
10	C24	1223	ASP	O-C-N	-9.23	112.53	122.96
10	C8	1223	ASP	O-C-N	-9.23	112.53	122.96
20	E8	439	MET	O-C-N	-9.23	110.31	122.59
20	E	439	MET	O-C-N	-9.23	110.32	122.59
11	A16	555	HIS	O-C-N	-9.23	108.69	122.81
23	J16	678	GLY	CA-C-N	-9.22	107.29	122.32
23	J16	678	GLY	C-N-CA	-9.22	107.29	122.32
11	A40	555	HIS	O-C-N	-9.22	108.70	122.81
11	A24	555	HIS	O-C-N	-9.22	108.71	122.81
1	R8	1209	GLY	O-C-N	-9.21	110.72	122.70
20	E	443	ASP	O-C-N	-9.21	110.34	122.59
23	J24	678	GLY	CA-C-N	-9.21	107.30	122.32
23	J24	678	GLY	C-N-CA	-9.21	107.30	122.32
1	R16	1142	GLY	O-C-N	-9.21	108.54	122.26
23	J32	678	GLY	CA-C-N	-9.21	107.31	122.32
23	J32	678	GLY	C-N-CA	-9.21	107.31	122.32
10	C8	508	ILE	O-C-N	-9.21	113.44	123.20
18	B8	685	SER	O-C-N	-9.21	110.34	122.59
1	R	1142	GLY	O-C-N	-9.20	108.55	122.26
9	K8	893	ASN	O-C-N	-9.20	110.50	122.56
20	E	423	PRO	O-C-N	-9.20	110.22	122.64
12	A	555	HIS	O-C-N	-9.20	108.74	122.81
23	J8	678	GLY	CA-C-N	-9.20	107.33	122.32
23	J8	678	GLY	C-N-CA	-9.20	107.33	122.32
9	K8	1088	ASP	CA-C-N	9.19	139.10	121.54
9	K8	1088	ASP	C-N-CA	9.19	139.10	121.54
18	B	685	SER	O-C-N	-9.19	110.36	122.59
1	R16	1209	GLY	O-C-N	-9.19	110.75	122.70
12	A48	555	HIS	O-C-N	-9.19	108.75	122.81
7	Q16	89	GLY	CA-C-N	9.19	139.42	121.41
7	Q16	89	GLY	C-N-CA	9.19	139.42	121.41
9	K	1088	ASP	CA-C-N	9.18	139.08	121.54
9	K	1088	ASP	C-N-CA	9.18	139.08	121.54
1	R	1209	GLY	O-C-N	-9.18	110.76	122.70
9	K	893	ASN	O-C-N	-9.18	110.53	122.56
20	E8	423	PRO	O-C-N	-9.18	110.24	122.64
10	C32	676	ARG	O-C-N	-9.18	108.80	122.39
10	C16	679	ARG	O-C-N	-9.18	112.90	123.27
13	V	873	GLY	CA-C-N	9.18	130.90	120.53
13	V	873	GLY	C-N-CA	9.18	130.90	120.53

*Continued on next page...*

*Continued from previous page...*

Mol	Chain	Res	Type	Atoms	Z	Observed(°)	Ideal(°)
10	C16	676	ARG	O-C-N	-9.17	108.82	122.39
1	R8	1142	GLY	O-C-N	-9.17	108.60	122.26
18	B8	675	SER	O-C-N	-9.17	112.40	122.12
10	C24	676	ARG	O-C-N	-9.16	108.83	122.39
10	C	679	ARG	O-C-N	-9.15	112.93	123.27
10	C8	679	ARG	O-C-N	-9.14	112.94	123.27
18	B	675	SER	O-C-N	-9.14	112.43	122.12
10	C24	679	ARG	O-C-N	-9.12	112.96	123.27
18	B8	1669	PRO	O-C-N	-9.13	110.32	122.64
10	C8	676	ARG	O-C-N	-9.12	108.89	122.39
10	C32	679	ARG	O-C-N	-9.12	112.97	123.27
18	B	1669	PRO	O-C-N	-9.11	110.35	122.64
20	E8	347	PRO	CA-C-N	9.09	131.20	119.84
20	E8	347	PRO	C-N-CA	9.09	131.20	119.84
10	C	676	ARG	O-C-N	-9.09	108.94	122.39
20	E8	347	PRO	O-C-N	-9.08	110.75	121.46
12	A48	461	VAL	O-C-N	-9.07	110.89	122.32
10	C16	1782	SER	CA-C-N	9.07	135.60	121.19
10	C16	1782	SER	C-N-CA	9.07	135.60	121.19
20	E	347	PRO	CA-C-N	9.06	131.17	119.84
20	E	347	PRO	C-N-CA	9.06	131.17	119.84
10	C32	635	GLN	O-C-N	-9.06	110.53	122.59
11	A24	461	VAL	O-C-N	-9.06	110.90	122.32
10	C32	1782	SER	CA-C-N	9.06	135.59	121.19
10	C32	1782	SER	C-N-CA	9.06	135.59	121.19
9	K	1066	ASP	O-C-N	-9.04	110.56	122.59
9	K8	717	ARG	O-C-N	-9.04	111.84	122.15
12	A	461	VAL	O-C-N	-9.04	110.93	122.32
20	E	347	PRO	O-C-N	-9.04	110.79	121.46
10	C16	635	GLN	O-C-N	-9.04	110.57	122.59
10	C24	1782	SER	CA-C-N	9.04	135.56	121.19
10	C24	1782	SER	C-N-CA	9.04	135.56	121.19
11	A32	461	VAL	O-C-N	-9.03	110.94	122.32
2	M16	336	SER	O-C-N	-9.03	111.66	122.22
11	A16	464	GLY	O-C-N	-9.02	113.44	122.19
18	B8	979	VAL	O-C-N	-9.02	111.29	122.57
9	K	717	ARG	O-C-N	-9.02	111.87	122.15
12	A	309	VAL	O-C-N	-9.02	110.42	122.14
10	C	635	GLN	O-C-N	-9.02	110.60	122.59
9	K8	1066	ASP	O-C-N	-9.01	110.60	122.59
1	R	1382	LYS	CA-C-N	-9.01	110.30	123.00
1	R	1382	LYS	C-N-CA	-9.01	110.30	123.00

*Continued on next page...*

*Continued from previous page...*

Mol	Chain	Res	Type	Atoms	Z	Observed(°)	Ideal(°)
18	B	979	VAL	O-C-N	-9.01	111.31	122.57
18	B8	1797	LEU	CA-C-N	-9.01	109.73	120.72
18	B8	1797	LEU	C-N-CA	-9.01	109.73	120.72
2	M16	352	LYS	O-C-N	-9.01	110.61	122.59
18	B	1797	LEU	CA-C-N	-9.01	109.73	120.72
18	B	1797	LEU	C-N-CA	-9.01	109.73	120.72
2	M8	814	PRO	CA-C-N	-9.00	110.15	122.30
2	M8	814	PRO	C-N-CA	-9.00	110.15	122.30
10	C24	635	GLN	O-C-N	-9.00	110.61	122.59
5	P16	144	THR	CA-C-N	-8.99	105.79	121.97
5	P16	144	THR	C-N-CA	-8.99	105.79	121.97
12	A48	309	VAL	O-C-N	-8.99	110.46	122.14
10	C	1782	SER	CA-C-N	8.98	135.47	121.19
10	C	1782	SER	C-N-CA	8.98	135.47	121.19
2	M16	814	PRO	CA-C-N	-8.98	110.17	122.30
2	M16	814	PRO	C-N-CA	-8.98	110.17	122.30
2	M	814	PRO	CA-C-N	-8.98	110.18	122.30
2	M	814	PRO	C-N-CA	-8.98	110.18	122.30
10	C8	1782	SER	CA-C-N	8.98	135.47	121.19
10	C8	1782	SER	C-N-CA	8.98	135.47	121.19
11	A40	464	GLY	O-C-N	-8.97	113.49	122.19
18	B8	116	THR	O-C-N	-8.97	111.28	122.68
2	M	352	LYS	O-C-N	-8.97	110.66	122.59
11	A32	464	GLY	O-C-N	-8.97	113.49	122.19
18	B	116	THR	O-C-N	-8.97	111.29	122.68
2	M8	336	SER	O-C-N	-8.96	111.73	122.22
11	A40	461	VAL	O-C-N	-8.96	111.02	122.32
2	M8	352	LYS	O-C-N	-8.96	110.67	122.59
10	C24	1661	LEU	O-C-N	-8.96	110.67	122.59
11	A16	461	VAL	O-C-N	-8.96	111.03	122.32
5	P8	144	THR	CA-C-N	-8.96	105.85	121.97
5	P8	144	THR	C-N-CA	-8.96	105.85	121.97
1	R16	1382	LYS	CA-C-N	-8.95	110.39	123.00
1	R16	1382	LYS	C-N-CA	-8.95	110.39	123.00
5	P	144	THR	CA-C-N	-8.95	105.86	121.97
5	P	144	THR	C-N-CA	-8.95	105.86	121.97
10	C8	1163	LEU	O-C-N	-8.94	93.08	122.06
1	R8	1382	LYS	CA-C-N	-8.94	110.39	123.00
1	R8	1382	LYS	C-N-CA	-8.94	110.39	123.00
10	C	1163	LEU	O-C-N	-8.94	93.09	122.06
18	B8	1478	MET	O-C-N	-8.93	110.08	122.41
11	A40	309	VAL	O-C-N	-8.93	110.53	122.14

*Continued on next page...*

*Continued from previous page...*

Mol	Chain	Res	Type	Atoms	Z	Observed(°)	Ideal(°)
10	C16	1163	LEU	O-C-N	-8.93	93.13	122.06
10	C24	1163	LEU	O-C-N	-8.93	93.12	122.06
10	C32	1163	LEU	O-C-N	-8.93	93.12	122.06
10	C	1661	LEU	O-C-N	-8.92	110.73	122.59
5	P16	595	SER	O-C-N	-8.91	110.74	122.59
10	C32	1661	LEU	O-C-N	-8.91	110.74	122.59
2	M	336	SER	O-C-N	-8.91	111.80	122.22
18	B	1478	MET	O-C-N	-8.90	110.12	122.41
9	K8	1214	TYR	O-C-N	-8.90	111.41	122.35
11	A16	309	VAL	O-C-N	-8.90	110.58	122.14
9	K8	1059	ARG	CA-C-N	8.89	134.16	120.82
9	K8	1059	ARG	C-N-CA	8.89	134.16	120.82
11	A24	309	VAL	O-C-N	-8.89	110.58	122.14
9	K	1059	ARG	CA-C-N	8.88	134.15	120.82
9	K	1059	ARG	C-N-CA	8.88	134.15	120.82
5	P8	595	SER	O-C-N	-8.88	110.78	122.59
18	B	617	ASP	O-C-N	-8.88	110.41	122.48
18	B8	617	ASP	O-C-N	-8.87	110.41	122.48
1	R8	1191	LYS	O-C-N	-8.87	111.91	122.11
5	P	595	SER	O-C-N	-8.87	110.79	122.59
1	R	1191	LYS	O-C-N	-8.87	111.91	122.11
18	B8	679	ASP	CA-C-N	-8.87	107.79	120.82
18	B8	679	ASP	C-N-CA	-8.87	107.79	120.82
1	R16	1191	LYS	O-C-N	-8.86	111.92	122.11
9	K	1214	TYR	O-C-N	-8.86	111.45	122.35
10	C16	1661	LEU	O-C-N	-8.85	110.81	122.59
10	C8	280	SER	CA-C-N	8.85	138.44	121.54
10	C8	280	SER	C-N-CA	8.85	138.44	121.54
12	A48	464	GLY	O-C-N	-8.85	113.61	122.19
11	A32	309	VAL	O-C-N	-8.85	110.64	122.14
18	B	679	ASP	CA-C-N	-8.85	107.81	120.82
18	B	679	ASP	C-N-CA	-8.85	107.81	120.82
9	K	1119	ASN	O-C-N	-8.84	110.73	122.57
10	C32	280	SER	CA-C-N	8.84	138.42	121.54
10	C32	280	SER	C-N-CA	8.84	138.42	121.54
11	A24	464	GLY	O-C-N	-8.83	113.62	122.19
5	P16	9	GLY	CA-C-N	8.83	138.72	121.41
5	P16	9	GLY	C-N-CA	8.83	138.72	121.41
9	K8	716	ALA	O-C-N	-8.82	112.10	122.15
10	C16	1788	HIS	CA-C-N	8.82	132.94	120.42
10	C16	1788	HIS	C-N-CA	8.82	132.94	120.42
10	C24	280	SER	CA-C-N	8.82	138.38	121.54

*Continued on next page...*

*Continued from previous page...*

Mol	Chain	Res	Type	Atoms	Z	Observed(°)	Ideal(°)
10	C24	280	SER	C-N-CA	8.82	138.38	121.54
10	C24	1052	PHE	O-C-N	-8.82	110.76	122.22
1	R	1121	ARG	CA-C-N	8.81	136.88	123.05
1	R	1121	ARG	C-N-CA	8.81	136.88	123.05
9	K8	1119	ASN	O-C-N	-8.81	110.76	122.57
1	R16	1121	ARG	CA-C-N	8.80	136.87	123.05
1	R16	1121	ARG	C-N-CA	8.80	136.87	123.05
10	C32	1054	ARG	O-C-N	-8.81	111.86	122.96
5	P	9	GLY	CA-C-N	8.80	138.66	121.41
5	P	9	GLY	C-N-CA	8.80	138.66	121.41
1	R8	1121	ARG	CA-C-N	8.79	136.86	123.05
1	R8	1121	ARG	C-N-CA	8.79	136.86	123.05
10	C32	1788	HIS	CA-C-N	8.79	132.91	120.42
10	C32	1788	HIS	C-N-CA	8.79	132.91	120.42
12	A	464	GLY	O-C-N	-8.79	113.66	122.19
10	C	1130	SER	O-C-N	-8.79	110.89	122.59
10	C16	280	SER	CA-C-N	8.79	138.33	121.54
10	C16	280	SER	C-N-CA	8.79	138.33	121.54
10	C16	1054	ARG	O-C-N	-8.79	111.88	122.96
10	C	280	SER	CA-C-N	8.79	138.33	121.54
10	C	280	SER	C-N-CA	8.79	138.33	121.54
10	C16	1130	SER	O-C-N	-8.79	110.90	122.59
10	C8	1130	SER	O-C-N	-8.78	110.91	122.59
10	C8	1054	ARG	O-C-N	-8.78	111.90	122.96
10	C32	1052	PHE	O-C-N	-8.78	110.81	122.22
5	P8	9	GLY	CA-C-N	8.78	138.61	121.41
5	P8	9	GLY	C-N-CA	8.78	138.61	121.41
10	C24	1788	HIS	CA-C-N	8.78	132.88	120.42
10	C24	1788	HIS	C-N-CA	8.78	132.88	120.42
10	C8	1052	PHE	O-C-N	-8.77	110.82	122.22
10	C8	1788	HIS	CA-C-N	8.77	132.88	120.42
10	C8	1788	HIS	C-N-CA	8.77	132.88	120.42
18	B	1679	ARG	O-C-N	-8.77	110.93	122.59
5	P16	1	MET	CA-C-N	8.77	130.80	119.84
5	P16	1	MET	C-N-CA	8.77	130.80	119.84
10	C	1054	ARG	O-C-N	-8.76	111.92	122.96
10	C8	1502	ARG	CA-C-N	-8.76	106.19	121.97
10	C8	1502	ARG	C-N-CA	-8.76	106.19	121.97
9	K	716	ALA	O-C-N	-8.76	112.17	122.15
10	C	1502	ARG	CA-C-N	-8.75	106.21	121.97
10	C	1502	ARG	C-N-CA	-8.75	106.21	121.97
10	C	1788	HIS	CA-C-N	8.75	132.85	120.42

*Continued on next page...*



*Continued from previous page...*

Mol	Chain	Res	Type	Atoms	Z	Observed(°)	Ideal(°)
10	C	1788	HIS	C-N-CA	8.75	132.85	120.42
10	C8	1079	THR	O-C-N	-8.75	110.95	122.59
10	C24	1054	ARG	O-C-N	-8.75	111.94	122.96
14	W	597	ARG	O-C-N	-8.74	110.85	122.57
10	C32	1130	SER	O-C-N	-8.74	110.96	122.59
10	C24	1130	SER	O-C-N	-8.74	110.97	122.59
18	B8	1679	ARG	O-C-N	-8.74	110.97	122.59
10	C8	1064	PHE	O-C-N	-8.73	110.97	122.59
19	4	60	GLN	CA-C-N	-8.73	104.87	121.54
19	4	60	GLN	C-N-CA	-8.73	104.87	121.54
5	P8	8	SER	O-C-N	-8.72	110.99	122.59
10	C24	1502	ARG	CA-C-N	-8.72	106.27	121.97
10	C24	1502	ARG	C-N-CA	-8.72	106.27	121.97
19	48	60	GLN	CA-C-N	-8.72	104.88	121.54
19	48	60	GLN	C-N-CA	-8.72	104.88	121.54
5	P	8	SER	O-C-N	-8.72	110.99	122.59
10	C32	1064	PHE	O-C-N	-8.72	111.00	122.59
10	C32	1502	ARG	CA-C-N	-8.72	106.28	121.97
10	C32	1502	ARG	C-N-CA	-8.72	106.28	121.97
10	C24	1079	THR	O-C-N	-8.71	111.00	122.59
10	C16	1052	PHE	O-C-N	-8.71	110.90	122.22
10	C24	1064	PHE	O-C-N	-8.71	111.01	122.59
14	W	592	ALA	O-C-N	-8.71	109.72	122.43
10	C	1052	PHE	O-C-N	-8.70	110.91	122.22
10	C	1079	THR	O-C-N	-8.69	111.03	122.59
5	P	1	MET	CA-C-N	8.69	130.71	119.84
5	P	1	MET	C-N-CA	8.69	130.71	119.84
10	C16	1064	PHE	O-C-N	-8.69	111.03	122.59
11	A32	159	LYS	O-C-N	-8.69	112.18	122.87
5	P8	1	MET	CA-C-N	8.69	130.70	119.84
5	P8	1	MET	C-N-CA	8.69	130.70	119.84
10	C16	1502	ARG	CA-C-N	-8.69	106.34	121.97
10	C16	1502	ARG	C-N-CA	-8.69	106.34	121.97
5	P16	8	SER	O-C-N	-8.68	111.04	122.59
10	C24	1444	GLY	O-C-N	-8.68	111.41	122.70
10	C	1064	PHE	O-C-N	-8.68	111.04	122.59
7	Q16	94	SER	O-C-N	-8.68	111.66	122.68
10	C	1444	GLY	O-C-N	-8.68	111.42	122.70
18	B8	977	SER	O-C-N	-8.67	112.80	122.08
10	C8	712	LEU	CA-C-N	8.66	132.76	120.28
10	C8	712	LEU	C-N-CA	8.66	132.76	120.28
11	A16	159	LYS	O-C-N	-8.66	112.22	122.87

*Continued on next page...*

*Continued from previous page...*

Mol	Chain	Res	Type	Atoms	Z	Observed(°)	Ideal(°)
13	V	809	THR	O-C-N	8.65	131.29	122.12
10	C8	1444	GLY	O-C-N	-8.65	111.45	122.70
7	Q	94	SER	O-C-N	-8.65	111.70	122.68
7	Q8	94	SER	O-C-N	-8.64	111.70	122.68
10	C16	1079	THR	O-C-N	-8.64	111.10	122.59
18	B	977	SER	O-C-N	-8.64	112.84	122.08
10	C32	1444	GLY	O-C-N	-8.64	111.47	122.70
9	K	719	GLY	O-C-N	-8.63	111.48	122.70
10	C32	1079	THR	O-C-N	-8.63	111.12	122.59
19	48	191	GLY	CA-C-N	-8.61	107.42	122.07
19	48	191	GLY	C-N-CA	-8.61	107.42	122.07
10	C16	1444	GLY	O-C-N	-8.61	111.51	122.70
10	C16	712	LEU	CA-C-N	8.60	132.66	120.28
10	C16	712	LEU	C-N-CA	8.60	132.66	120.28
18	B	1123	ASN	CA-C-N	-8.60	104.56	121.41
18	B	1123	ASN	C-N-CA	-8.60	104.56	121.41
5	P	6	SER	O-C-N	-8.59	111.16	122.59
19	4	191	GLY	CA-C-N	-8.59	107.46	122.07
19	4	191	GLY	C-N-CA	-8.59	107.46	122.07
21	H16	326	GLY	O-C-N	-8.59	111.53	122.70
10	C32	712	LEU	CA-C-N	8.59	132.65	120.28
10	C32	712	LEU	C-N-CA	8.59	132.65	120.28
5	P8	6	SER	O-C-N	-8.59	111.17	122.59
10	C	1779	GLU	O-C-N	-8.59	111.05	122.38
10	C24	712	LEU	CA-C-N	8.58	132.64	120.28
10	C24	712	LEU	C-N-CA	8.58	132.64	120.28
10	C	712	LEU	CA-C-N	8.58	132.64	120.28
10	C	712	LEU	C-N-CA	8.58	132.64	120.28
5	P16	6	SER	O-C-N	-8.58	111.18	122.59
9	K8	719	GLY	O-C-N	-8.58	111.55	122.70
18	B8	1123	ASN	CA-C-N	-8.58	104.60	121.41
18	B8	1123	ASN	C-N-CA	-8.58	104.60	121.41
10	C32	1779	GLU	O-C-N	-8.58	111.06	122.38
21	H24	326	GLY	O-C-N	-8.56	111.57	122.70
1	R8	1207	PRO	O-C-N	-8.55	111.09	122.64
1	R16	1121	ARG	O-C-N	-8.55	110.27	122.41
10	C8	1779	GLU	O-C-N	-8.55	111.10	122.38
18	B	1784	GLY	O-C-N	-8.55	111.59	122.70
1	R	1207	PRO	O-C-N	-8.53	111.12	122.64
1	R8	1121	ARG	O-C-N	-8.54	110.29	122.41
2	M16	342	VAL	O-C-N	-8.54	111.90	122.57
2	M8	342	VAL	O-C-N	-8.53	111.91	122.57

*Continued on next page...*



*Continued from previous page...*

Mol	Chain	Res	Type	Atoms	Z	Observed(°)	Ideal(°)
1	R16	1146	ASP	O-C-N	-8.53	112.82	123.06
2	M	342	VAL	O-C-N	-8.53	111.91	122.57
10	C16	1779	GLU	O-C-N	-8.53	111.12	122.38
1	R	1121	ARG	O-C-N	-8.52	110.31	122.41
18	B	1066	ASP	CA-C-N	-8.52	108.41	121.02
18	B	1066	ASP	C-N-CA	-8.52	108.41	121.02
5	P	2	PRO	O-C-N	-8.52	111.14	122.64
1	R	1187	ARG	O-C-N	-8.52	111.27	122.59
5	P8	2	PRO	O-C-N	-8.52	111.14	122.64
20	E8	206	GLY	CA-C-N	8.51	137.80	121.54
20	E8	206	GLY	C-N-CA	8.51	137.80	121.54
1	R	1146	ASP	O-C-N	-8.51	112.85	123.06
10	C24	1779	GLU	O-C-N	-8.51	111.15	122.38
1	R16	1207	PRO	O-C-N	-8.51	111.15	122.64
20	E	206	GLY	CA-C-N	8.51	137.79	121.54
20	E	206	GLY	C-N-CA	8.51	137.79	121.54
18	B	1228	SER	O-C-N	-8.50	111.28	122.59
21	H8	326	GLY	O-C-N	-8.50	111.64	122.70
1	R8	1146	ASP	O-C-N	-8.50	112.86	123.06
18	B8	1784	GLY	O-C-N	-8.49	111.66	122.70
2	M8	389	SER	O-C-N	-8.48	111.73	123.01
9	K	1140	GLN	CA-C-N	8.47	138.02	121.41
9	K	1140	GLN	C-N-CA	8.47	138.02	121.41
21	H	326	GLY	O-C-N	-8.47	111.68	122.70
18	B	676	ASP	CA-C-N	-8.47	106.46	122.13
18	B	676	ASP	C-N-CA	-8.47	106.46	122.13
2	M	389	SER	O-C-N	-8.47	111.75	123.01
18	B8	676	ASP	CA-C-N	-8.47	106.46	122.13
18	B8	676	ASP	C-N-CA	-8.47	106.46	122.13
1	R8	1187	ARG	O-C-N	-8.47	111.33	122.59
4	T16	160	HIS	CG-ND1-CE1	8.47	123.69	109.30
10	C8	1032	THR	O-C-N	-8.47	110.69	122.37
1	R16	1187	ARG	O-C-N	-8.46	111.33	122.59
18	B8	1228	SER	O-C-N	-8.47	111.33	122.59
10	C16	1541	PHE	CA-C-N	-8.46	105.37	121.54
10	C16	1541	PHE	C-N-CA	-8.46	105.37	121.54
9	K8	1140	GLN	CA-C-N	8.46	138.00	121.41
9	K8	1140	GLN	C-N-CA	8.46	138.00	121.41
10	C8	734	LEU	CA-C-N	8.46	128.96	119.32
10	C8	734	LEU	C-N-CA	8.46	128.96	119.32
4	T8	160	HIS	CG-ND1-CE1	8.46	123.67	109.30
1	R16	1246	LYS	O-C-N	8.45	129.60	121.66

*Continued on next page...*

*Continued from previous page...*

Mol	Chain	Res	Type	Atoms	Z	Observed(°)	Ideal(°)
14	W	701	LEU	CA-C-N	8.45	130.40	119.84
14	W	701	LEU	C-N-CA	8.45	130.40	119.84
10	C16	734	LEU	CA-C-N	8.45	128.95	119.32
10	C16	734	LEU	C-N-CA	8.45	128.95	119.32
10	C16	1032	THR	O-C-N	-8.45	110.71	122.37
10	C24	1541	PHE	CA-C-N	-8.45	105.41	121.54
10	C24	1541	PHE	C-N-CA	-8.45	105.41	121.54
2	M16	389	SER	O-C-N	-8.44	111.79	123.01
5	P16	2	PRO	O-C-N	-8.44	111.25	122.64
10	C32	1541	PHE	CA-C-N	-8.44	105.42	121.54
10	C32	1541	PHE	C-N-CA	-8.44	105.42	121.54
10	C	1032	THR	O-C-N	-8.44	110.73	122.37
10	C24	1032	THR	O-C-N	-8.43	110.73	122.37
10	C8	1541	PHE	CA-C-N	-8.43	105.43	121.54
10	C8	1541	PHE	C-N-CA	-8.43	105.43	121.54
1	R8	1246	LYS	O-C-N	8.43	129.58	121.66
18	B8	298	THR	O-C-N	-8.43	111.38	122.59
18	B8	676	ASP	O-C-N	-8.43	112.36	122.22
14	W	610	PRO	CA-C-N	8.42	132.41	120.28
14	W	610	PRO	C-N-CA	8.42	132.41	120.28
10	C	734	LEU	CA-C-N	8.42	128.91	119.32
10	C	734	LEU	C-N-CA	8.42	128.91	119.32
9	K8	891	GLU	CA-C-N	8.41	137.61	121.54
9	K8	891	GLU	C-N-CA	8.41	137.61	121.54
1	R	1246	LYS	O-C-N	8.41	129.57	121.66
18	B8	1811	PRO	O-C-N	-8.41	113.01	123.10
2	M16	551	GLU	CA-C-N	8.40	137.82	121.18
2	M16	551	GLU	C-N-CA	8.40	137.82	121.18
1	R16	1380	LYS	O-C-N	-8.40	113.22	122.12
18	B	1811	PRO	O-C-N	-8.40	113.02	123.10
10	C32	1032	THR	O-C-N	-8.39	110.79	122.37
18	B	676	ASP	O-C-N	-8.39	112.40	122.22
10	C24	734	LEU	CA-C-N	8.39	128.88	119.32
10	C24	734	LEU	C-N-CA	8.39	128.88	119.32
4	T	160	HIS	CG-ND1-CE1	8.38	123.55	109.30
18	B	298	THR	O-C-N	-8.38	111.44	122.59
9	K	891	GLU	CA-C-N	8.38	137.54	121.54
9	K	891	GLU	C-N-CA	8.38	137.54	121.54
9	K8	1215	GLY	CA-C-N	8.38	128.35	119.05
9	K8	1215	GLY	C-N-CA	8.38	128.35	119.05
11	A40	466	SER	CA-C-N	-8.38	108.22	120.28
11	A40	466	SER	C-N-CA	-8.38	108.22	120.28

*Continued on next page...*

*Continued from previous page...*

Mol	Chain	Res	Type	Atoms	Z	Observed(°)	Ideal(°)
18	B	1120	THR	CA-C-N	8.37	137.53	121.54
18	B	1120	THR	C-N-CA	8.37	137.53	121.54
2	M8	551	GLU	CA-C-N	8.37	137.75	121.18
2	M8	551	GLU	C-N-CA	8.37	137.75	121.18
12	A48	466	SER	CA-C-N	-8.37	108.23	120.28
12	A48	466	SER	C-N-CA	-8.37	108.23	120.28
1	R	1380	LYS	O-C-N	-8.36	113.26	122.12
9	K	1215	GLY	CA-C-N	8.36	128.33	119.05
9	K	1215	GLY	C-N-CA	8.36	128.33	119.05
10	C32	1777	SER	O-C-N	-8.36	110.93	122.46
2	M	332	MET	CA-C-N	-8.35	109.09	120.28
2	M	332	MET	C-N-CA	-8.35	109.09	120.28
2	M	551	GLU	CA-C-N	8.35	137.71	121.18
2	M	551	GLU	C-N-CA	8.35	137.71	121.18
11	A24	466	SER	CA-C-N	-8.35	108.26	120.28
11	A24	466	SER	C-N-CA	-8.35	108.26	120.28
10	C32	1058	GLU	O-C-N	-8.35	111.49	122.59
9	K8	601	VAL	O-C-N	-8.34	112.14	122.57
12	A	466	SER	CA-C-N	-8.34	108.27	120.28
12	A	466	SER	C-N-CA	-8.34	108.27	120.28
18	B8	1120	THR	CA-C-N	8.33	137.45	121.54
18	B8	1120	THR	C-N-CA	8.33	137.45	121.54
1	R8	1380	LYS	O-C-N	-8.33	113.29	122.12
10	C	1058	GLU	O-C-N	-8.33	111.51	122.59
10	C32	734	LEU	CA-C-N	8.32	128.81	119.32
10	C32	734	LEU	C-N-CA	8.32	128.81	119.32
2	M16	332	MET	CA-C-N	-8.32	109.13	120.28
2	M16	332	MET	C-N-CA	-8.32	109.13	120.28
10	C16	1777	SER	O-C-N	-8.32	110.98	122.46
14	W	593	GLY	CA-C-N	8.32	128.64	119.90
14	W	593	GLY	C-N-CA	8.32	128.64	119.90
11	A16	466	SER	CA-C-N	-8.32	108.30	120.28
11	A16	466	SER	C-N-CA	-8.32	108.30	120.28
2	M8	332	MET	CA-C-N	-8.31	109.15	120.28
2	M8	332	MET	C-N-CA	-8.31	109.15	120.28
7	Q	277	ASN	CA-C-N	-8.31	111.45	119.76
7	Q	277	ASN	C-N-CA	-8.31	111.45	119.76
10	C24	1058	GLU	O-C-N	-8.30	111.55	122.59
7	Q8	275	ILE	O-C-N	-8.30	112.19	122.57
10	C8	1058	GLU	O-C-N	-8.30	111.55	122.59
7	Q8	277	ASN	CA-C-N	-8.30	111.46	119.76
7	Q8	277	ASN	C-N-CA	-8.30	111.46	119.76

*Continued on next page...*

*Continued from previous page...*

Mol	Chain	Res	Type	Atoms	Z	Observed(°)	Ideal(°)
20	E8	417	LYS	O-C-N	-8.30	110.67	122.29
9	K	1119	ASN	CA-C-N	8.30	137.67	121.41
9	K	1119	ASN	C-N-CA	8.30	137.67	121.41
11	A32	466	SER	CA-C-N	-8.29	108.34	120.28
11	A32	466	SER	C-N-CA	-8.29	108.34	120.28
7	Q8	220	ASN	CA-C-N	-8.29	108.86	122.54
7	Q8	220	ASN	C-N-CA	-8.29	108.86	122.54
7	Q16	275	ILE	O-C-N	-8.29	112.20	122.57
10	C24	1777	SER	O-C-N	-8.29	111.02	122.46
1	R8	1325	GLN	O-C-N	-8.29	112.70	122.15
9	K8	1089	LYS	O-C-N	-8.28	111.58	122.59
10	C16	1058	GLU	O-C-N	-8.28	111.58	122.59
1	R16	1325	GLN	O-C-N	-8.27	112.72	122.15
7	Q	275	ILE	O-C-N	-8.27	112.23	122.57
19	4	343	LEU	O-C-N	8.27	129.20	120.85
10	C	1777	SER	O-C-N	-8.27	111.05	122.46
9	K8	1119	ASN	CA-C-N	8.27	137.61	121.41
9	K8	1119	ASN	C-N-CA	8.27	137.61	121.41
9	K	601	VAL	O-C-N	-8.26	112.24	122.57
20	E	417	LYS	O-C-N	-8.26	110.72	122.29
1	R	1325	GLN	O-C-N	-8.26	112.73	122.15
10	C8	1777	SER	O-C-N	-8.26	111.07	122.46
6	O8	94	GLY	O-C-N	-8.25	111.97	122.70
6	O	94	GLY	O-C-N	-8.25	111.97	122.70
6	O16	94	GLY	O-C-N	-8.24	111.99	122.70
10	C	399	HIS	CA-C-N	8.23	128.19	119.05
10	C	399	HIS	C-N-CA	8.23	128.19	119.05
2	M	758	GLU	O-C-N	-8.23	111.65	122.59
10	C16	399	HIS	CA-C-N	8.23	128.18	119.05
10	C16	399	HIS	C-N-CA	8.23	128.18	119.05
18	B8	913	SER	CA-C-N	-8.23	109.96	123.04
18	B8	913	SER	C-N-CA	-8.23	109.96	123.04
19	48	343	LEU	O-C-N	8.23	129.16	120.85
7	Q	220	ASN	CA-C-N	-8.22	108.97	122.54
7	Q	220	ASN	C-N-CA	-8.22	108.97	122.54
7	Q16	220	ASN	CA-C-N	-8.22	108.97	122.54
7	Q16	220	ASN	C-N-CA	-8.22	108.97	122.54
10	C16	515	ASP	O-C-N	8.22	130.84	122.12
18	B	1110	LEU	O-C-N	-8.22	110.43	122.43
9	K	1089	LYS	O-C-N	-8.22	111.66	122.59
10	C32	399	HIS	CA-C-N	8.22	128.17	119.05
10	C32	399	HIS	C-N-CA	8.22	128.17	119.05

*Continued on next page...*

*Continued from previous page...*

Mol	Chain	Res	Type	Atoms	Z	Observed(°)	Ideal(°)
12	A48	462	THR	O-C-N	-8.22	111.66	122.59
18	B	913	SER	CA-C-N	-8.21	109.99	123.04
18	B	913	SER	C-N-CA	-8.21	109.99	123.04
2	M	337	ASP	O-C-N	-8.21	113.50	122.03
2	M16	337	ASP	O-C-N	-8.21	113.49	122.03
10	C	454	SER	O-C-N	-8.21	113.87	123.22
7	Q16	277	ASN	CA-C-N	-8.20	111.56	119.76
7	Q16	277	ASN	C-N-CA	-8.20	111.56	119.76
10	C16	1788	HIS	O-C-N	-8.20	110.23	122.28
10	C8	399	HIS	CA-C-N	8.20	128.15	119.05
10	C8	399	HIS	C-N-CA	8.20	128.15	119.05
14	W	603	LEU	CA-C-N	8.19	130.08	119.84
14	W	603	LEU	C-N-CA	8.19	130.08	119.84
10	C8	454	SER	O-C-N	-8.19	113.89	123.22
6	O	179	LYS	O-C-N	-8.18	113.72	123.13
11	A24	462	THR	O-C-N	-8.18	111.71	122.59
10	C32	1781	GLY	CA-C-N	-8.18	109.46	121.24
10	C32	1781	GLY	C-N-CA	-8.18	109.46	121.24
10	C16	454	SER	O-C-N	-8.18	113.90	123.22
17	F	56	PRO	O-C-N	8.18	124.99	121.15
6	O8	179	LYS	O-C-N	-8.17	113.73	123.13
10	C16	1781	GLY	CA-C-N	-8.17	109.47	121.24
10	C16	1781	GLY	C-N-CA	-8.17	109.47	121.24
12	A	462	THR	O-C-N	-8.17	111.72	122.59
11	A32	462	THR	O-C-N	-8.17	111.72	122.59
6	O16	179	LYS	O-C-N	-8.17	113.74	123.13
10	C	1788	HIS	O-C-N	-8.17	110.27	122.28
2	M8	337	ASP	O-C-N	-8.17	113.54	122.03
10	C24	399	HIS	CA-C-N	8.17	128.12	119.05
10	C24	399	HIS	C-N-CA	8.17	128.12	119.05
18	B8	1110	LEU	O-C-N	-8.17	110.51	122.43
2	M8	758	GLU	O-C-N	-8.16	111.73	122.59
11	A40	462	THR	O-C-N	-8.16	111.73	122.59
10	C8	1781	GLY	CA-C-N	-8.16	109.49	121.24
10	C8	1781	GLY	C-N-CA	-8.16	109.49	121.24
9	K8	1058	GLU	O-C-N	-8.16	112.24	122.27
10	C32	515	ASP	O-C-N	8.16	130.77	122.12
10	C24	1788	HIS	O-C-N	-8.16	110.29	122.28
9	K8	1224	GLY	CA-C-N	8.15	133.08	121.42
9	K8	1224	GLY	C-N-CA	8.15	133.08	121.42
18	B	1961	TYR	O-C-N	8.15	128.78	121.36
10	C32	1788	HIS	O-C-N	-8.15	110.30	122.28

*Continued on next page...*

*Continued from previous page...*

Mol	Chain	Res	Type	Atoms	Z	Observed(°)	Ideal(°)
9	K	1051	GLU	CA-C-N	-8.14	105.98	121.54
9	K	1051	GLU	C-N-CA	-8.14	105.98	121.54
9	K	1269	CYS	O-C-N	-8.14	111.64	122.23
11	A32	28	SER	O-C-N	-8.14	113.77	123.13
20	E8	444	VAL	O-C-N	-8.14	112.39	122.57
10	C	515	ASP	O-C-N	8.14	130.75	122.12
11	A16	462	THR	O-C-N	-8.14	111.76	122.59
18	B	985	ASP	CA-C-N	-8.14	109.42	120.90
18	B	985	ASP	C-N-CA	-8.14	109.42	120.90
9	K8	1269	CYS	O-C-N	-8.14	111.65	122.23
18	B	608	SER	CA-C-N	-8.14	105.99	121.54
18	B	608	SER	C-N-CA	-8.14	105.99	121.54
18	B8	1961	TYR	O-C-N	8.14	128.76	121.36
10	C32	454	SER	O-C-N	-8.14	113.94	123.22
10	C24	1781	GLY	CA-C-N	-8.13	109.53	121.24
10	C24	1781	GLY	C-N-CA	-8.13	109.53	121.24
9	K	1224	GLY	CA-C-N	8.13	133.05	121.42
9	K	1224	GLY	C-N-CA	8.13	133.05	121.42
10	C	1781	GLY	CA-C-N	-8.13	109.53	121.24
10	C	1781	GLY	C-N-CA	-8.13	109.53	121.24
18	B8	608	SER	CA-C-N	-8.13	106.01	121.54
18	B8	608	SER	C-N-CA	-8.13	106.01	121.54
2	M16	758	GLU	O-C-N	-8.12	111.78	122.59
10	C8	1788	HIS	O-C-N	-8.12	110.35	122.28
11	A16	28	SER	O-C-N	-8.12	113.79	123.13
18	B	683	ASN	O-C-N	-8.12	111.79	122.59
10	C	105	TRP	O-C-N	-8.12	111.98	122.20
17	F16	56	PRO	O-C-N	8.11	124.96	121.15
20	E	444	VAL	O-C-N	-8.11	112.43	122.57
9	K8	1051	GLU	CA-C-N	-8.11	106.05	121.54
9	K8	1051	GLU	C-N-CA	-8.11	106.05	121.54
10	C24	105	TRP	O-C-N	-8.11	111.98	122.20
11	A24	28	SER	O-C-N	-8.10	113.81	123.13
10	C8	515	ASP	O-C-N	8.10	130.71	122.12
18	B8	985	ASP	CA-C-N	-8.10	109.47	120.90
18	B8	985	ASP	C-N-CA	-8.10	109.47	120.90
5	P16	685	PRO	O-C-N	-8.10	114.44	123.03
18	B	1477	GLY	O-C-N	-8.10	112.17	122.70
18	B	1707	TRP	O-C-N	-8.10	113.73	122.07
18	B8	1066	ASP	CA-C-N	-8.10	108.38	121.26
18	B8	1066	ASP	C-N-CA	-8.10	108.38	121.26
18	B8	1477	GLY	O-C-N	-8.09	112.19	122.70

*Continued on next page...*

*Continued from previous page...*

Mol	Chain	Res	Type	Atoms	Z	Observed(°)	Ideal(°)
9	K	1235	GLU	O-C-N	-8.08	111.84	122.59
10	C32	105	TRP	O-C-N	-8.08	112.01	122.20
18	B	682	TYR	CA-C-N	-8.08	106.11	121.54
18	B	682	TYR	C-N-CA	-8.08	106.11	121.54
10	C8	105	TRP	O-C-N	-8.08	112.02	122.20
18	B8	682	TYR	CA-C-N	-8.07	106.12	121.54
18	B8	682	TYR	C-N-CA	-8.07	106.12	121.54
11	A40	28	SER	O-C-N	-8.07	113.85	123.13
9	K	1058	GLU	O-C-N	-8.07	112.35	122.27
19	4	64	ASP	CA-C-N	8.07	136.95	121.54
19	4	64	ASP	C-N-CA	8.07	136.95	121.54
18	B8	1279	THR	O-C-N	-8.06	111.86	122.59
18	B	1279	THR	O-C-N	-8.06	111.87	122.59
10	C24	454	SER	O-C-N	-8.06	114.03	123.22
23	J32	733	ALA	CA-C-N	8.06	129.91	119.84
23	J32	733	ALA	C-N-CA	8.06	129.91	119.84
10	C24	454	SER	CA-C-N	8.05	132.87	122.00
10	C24	454	SER	C-N-CA	8.05	132.87	122.00
17	F8	56	PRO	O-C-N	8.05	124.94	121.15
19	48	64	ASP	CA-C-N	8.05	136.93	121.54
19	48	64	ASP	C-N-CA	8.05	136.93	121.54
18	B8	683	ASN	O-C-N	-8.05	111.88	122.59
9	K8	1235	GLU	O-C-N	-8.05	111.88	122.59
10	C16	105	TRP	O-C-N	-8.05	112.06	122.20
10	C24	515	ASP	O-C-N	8.05	130.65	122.12
23	J16	733	ALA	CA-C-N	8.05	129.90	119.84
23	J16	733	ALA	C-N-CA	8.05	129.90	119.84
18	B8	1707	TRP	O-C-N	-8.04	113.78	122.07
2	M	527	GLY	O-C-N	-8.04	112.25	122.70
18	B8	1670	SER	O-C-N	-8.04	112.32	123.01
10	C16	631	ASP	O-C-N	-8.04	111.90	122.59
20	E	351	SER	O-C-N	-8.04	111.90	122.59
2	M8	761	PRO	CA-C-N	8.03	136.87	121.54
2	M8	761	PRO	C-N-CA	8.03	136.87	121.54
1	R16	1186	THR	O-C-N	-8.03	111.92	122.59
10	C24	626	GLN	CA-C-N	-8.03	107.52	121.97
10	C24	626	GLN	C-N-CA	-8.03	107.52	121.97
1	R8	1186	THR	O-C-N	-8.02	111.92	122.59
23	J24	733	ALA	CA-C-N	8.02	129.87	119.84
23	J24	733	ALA	C-N-CA	8.02	129.87	119.84
1	R	1186	THR	O-C-N	-8.02	111.92	122.59
20	E	419	ASN	O-C-N	-8.02	111.92	122.59

*Continued on next page...*



*Continued from previous page...*

Mol	Chain	Res	Type	Atoms	Z	Observed(°)	Ideal(°)
3	N16	45	GLY	O-C-N	-8.02	117.42	123.35
10	C	631	ASP	O-C-N	-8.02	111.93	122.59
1	R	1248	PRO	O-C-N	-8.01	113.48	123.10
2	M	761	PRO	CA-C-N	8.01	136.85	121.54
2	M	761	PRO	C-N-CA	8.01	136.85	121.54
5	P	685	PRO	O-C-N	-8.01	114.54	123.03
10	C	420	TYR	O-C-N	-8.01	111.70	122.43
10	C	626	GLN	CA-C-N	-8.01	107.55	121.97
10	C	626	GLN	C-N-CA	-8.01	107.55	121.97
20	E8	351	SER	O-C-N	-8.01	111.94	122.59
1	R16	1238	GLY	O-C-N	-8.01	112.29	122.70
20	E8	419	ASN	O-C-N	-8.01	111.94	122.59
23	J8	733	ALA	CA-C-N	8.01	129.85	119.84
23	J8	733	ALA	C-N-CA	8.01	129.85	119.84
10	C32	1542	PHE	CA-C-N	8.01	136.84	121.54
10	C32	1542	PHE	C-N-CA	8.01	136.84	121.54
10	C16	420	TYR	O-C-N	-8.00	111.71	122.43
18	B	1670	SER	O-C-N	-8.00	112.37	123.01
10	C24	631	ASP	O-C-N	-8.00	111.95	122.59
18	B	684	ILE	CA-C-N	-8.00	106.26	121.54
18	B	684	ILE	C-N-CA	-8.00	106.26	121.54
10	C32	420	TYR	O-C-N	-8.00	111.71	122.43
2	M8	527	GLY	O-C-N	-8.00	112.31	122.70
10	C8	420	TYR	O-C-N	-7.99	111.72	122.43
2	M16	761	PRO	CA-C-N	7.99	136.80	121.54
2	M16	761	PRO	C-N-CA	7.99	136.80	121.54
9	K8	1055	THR	CA-C-N	-7.99	107.59	121.97
9	K8	1055	THR	C-N-CA	-7.99	107.59	121.97
10	C8	1542	PHE	CA-C-N	7.99	136.80	121.54
10	C8	1542	PHE	C-N-CA	7.99	136.80	121.54
10	C16	626	GLN	CA-C-N	-7.99	107.60	121.97
10	C16	626	GLN	C-N-CA	-7.99	107.60	121.97
10	C32	626	GLN	CA-C-N	-7.99	107.60	121.97
10	C32	626	GLN	C-N-CA	-7.99	107.60	121.97
9	K	1055	THR	CA-C-N	-7.98	107.60	121.97
9	K	1055	THR	C-N-CA	-7.98	107.60	121.97
10	C24	420	TYR	O-C-N	-7.98	111.74	122.43
18	B8	684	ILE	CA-C-N	-7.98	106.30	121.54
18	B8	684	ILE	C-N-CA	-7.98	106.30	121.54
17	F24	56	PRO	O-C-N	7.98	124.90	121.15
10	C24	1542	PHE	CA-C-N	7.98	136.78	121.54
10	C24	1542	PHE	C-N-CA	7.98	136.78	121.54

*Continued on next page...*



*Continued from previous page...*

Mol	Chain	Res	Type	Atoms	Z	Observed(°)	Ideal(°)
10	C32	631	ASP	O-C-N	-7.97	111.99	122.59
2	M16	527	GLY	O-C-N	-7.97	112.34	122.70
9	K	1061	GLY	CA-C-N	7.97	129.80	119.84
9	K	1061	GLY	C-N-CA	7.97	129.80	119.84
9	K8	1061	GLY	CA-C-N	7.97	129.80	119.84
9	K8	1061	GLY	C-N-CA	7.97	129.80	119.84
1	R16	1248	PRO	O-C-N	-7.96	113.54	123.10
18	B8	384	ASP	O-C-N	-7.96	111.87	122.38
5	P8	685	PRO	O-C-N	-7.96	114.59	123.03
1	R8	1248	PRO	O-C-N	-7.96	113.55	123.10
3	N8	45	GLY	O-C-N	-7.95	117.47	123.35
10	C16	1542	PHE	CA-C-N	7.95	136.72	121.54
10	C16	1542	PHE	C-N-CA	7.95	136.72	121.54
18	B8	1748	HIS	O-C-N	-7.95	113.05	122.27
12	A48	737	GLU	O-C-N	-7.95	113.23	123.32
10	C16	628	GLY	CA-C-N	7.94	136.71	121.54
10	C16	628	GLY	C-N-CA	7.94	136.71	121.54
18	B	384	ASP	O-C-N	-7.94	111.90	122.38
10	C32	1772	ASP	O-C-N	-7.94	111.93	122.57
11	A40	737	GLU	O-C-N	-7.93	113.24	123.32
10	C	1772	ASP	O-C-N	-7.93	111.94	122.57
11	A16	737	GLU	O-C-N	-7.93	113.25	123.32
20	E	427	MET	CA-C-N	-7.93	109.42	121.87
20	E	427	MET	C-N-CA	-7.93	109.42	121.87
10	C	1336	ALA	O-C-N	-7.92	112.05	122.59
10	C32	628	GLY	CA-C-N	7.92	136.67	121.54
10	C32	628	GLY	C-N-CA	7.92	136.67	121.54
2	M	336	SER	CA-C-N	-7.92	110.20	120.65
2	M	336	SER	C-N-CA	-7.92	110.20	120.65
9	K	1057	GLU	O-C-N	-7.92	112.06	122.59
20	E8	427	MET	CA-C-N	-7.92	109.44	121.87
20	E8	427	MET	C-N-CA	-7.92	109.44	121.87
11	A24	737	GLU	O-C-N	-7.91	113.27	123.32
10	C	628	GLY	CA-C-N	7.91	136.65	121.54
10	C	628	GLY	C-N-CA	7.91	136.65	121.54
10	C24	1336	ALA	O-C-N	-7.91	112.07	122.59
10	C8	1772	ASP	O-C-N	-7.91	111.97	122.57
18	B	1748	HIS	O-C-N	-7.91	113.09	122.27
18	B	1067	SER	O-C-N	-7.91	112.50	123.01
11	A32	737	GLU	O-C-N	-7.90	113.28	123.32
9	K	1251	HIS	CA-C-N	7.90	131.20	120.38
9	K	1251	HIS	C-N-CA	7.90	131.20	120.38

*Continued on next page...*

*Continued from previous page...*

Mol	Chain	Res	Type	Atoms	Z	Observed(°)	Ideal(°)
9	K8	1057	GLU	O-C-N	-7.89	112.09	122.59
18	B	1808	GLY	CA-C-N	7.89	134.00	122.16
18	B	1808	GLY	C-N-CA	7.89	134.00	122.16
10	C24	628	GLY	CA-C-N	7.89	136.61	121.54
10	C24	628	GLY	C-N-CA	7.89	136.61	121.54
12	A	737	GLU	O-C-N	-7.89	113.30	123.32
10	C	675	ASP	CA-C-N	7.88	137.71	121.94
10	C	675	ASP	C-N-CA	7.88	137.71	121.94
18	B8	1883	TYR	CA-C-N	7.88	130.84	120.28
18	B8	1883	TYR	C-N-CA	7.88	130.84	120.28
9	K8	1284	MET	O-C-N	-7.88	109.73	122.42
18	B8	971	ASP	O-C-N	-7.88	112.11	122.59
1	R8	1238	GLY	O-C-N	-7.87	112.46	122.70
9	K8	1251	HIS	CA-C-N	7.87	131.16	120.38
9	K8	1251	HIS	C-N-CA	7.87	131.16	120.38
9	K8	641	THR	CA-C-N	7.87	136.57	121.54
9	K8	641	THR	C-N-CA	7.87	136.57	121.54
10	C8	1336	ALA	O-C-N	-7.87	112.12	122.59
2	M8	336	SER	CA-C-N	-7.87	110.27	120.65
2	M8	336	SER	C-N-CA	-7.87	110.27	120.65
10	C24	675	ASP	CA-C-N	7.87	137.67	121.94
10	C24	675	ASP	C-N-CA	7.87	137.67	121.94
10	C24	1169	ASN	CA-C-N	7.87	136.13	121.97
10	C24	1169	ASN	C-N-CA	7.87	136.13	121.97
10	C16	1772	ASP	O-C-N	-7.86	112.04	122.57
14	W	594	PRO	CA-C-N	7.86	131.13	120.44
14	W	594	PRO	C-N-CA	7.86	131.13	120.44
10	C8	675	ASP	CA-C-N	7.86	137.65	121.94
10	C8	675	ASP	C-N-CA	7.86	137.65	121.94
10	C	625	SER	O-C-N	-7.86	112.14	122.59
10	C8	1169	ASN	CA-C-N	7.85	136.11	121.97
10	C8	1169	ASN	C-N-CA	7.85	136.11	121.97
18	B8	973	ASP	O-C-N	-7.85	109.84	122.41
18	B	121	GLN	O-C-N	-7.85	113.55	122.03
18	B	973	ASP	O-C-N	-7.85	109.85	122.41
10	C32	1336	ALA	O-C-N	-7.85	112.15	122.59
18	B8	1360	SER	CA-C-N	-7.85	108.97	120.28
18	B8	1360	SER	C-N-CA	-7.85	108.97	120.28
10	C	1169	ASN	CA-C-N	7.85	136.10	121.97
10	C	1169	ASN	C-N-CA	7.85	136.10	121.97
19	48	66	ALA	O-C-N	-7.85	112.16	122.59
9	K	1284	MET	O-C-N	-7.84	109.79	122.42

*Continued on next page...*

*Continued from previous page...*

Mol	Chain	Res	Type	Atoms	Z	Observed(°)	Ideal(°)
1	R	1238	GLY	O-C-N	-7.84	112.50	122.70
3	N	45	GLY	O-C-N	-7.84	117.55	123.35
10	C16	675	ASP	CA-C-N	7.84	137.63	121.94
10	C16	675	ASP	C-N-CA	7.84	137.63	121.94
10	C24	1772	ASP	O-C-N	-7.84	112.06	122.57
18	B	1360	SER	CA-C-N	-7.84	108.99	120.28
18	B	1360	SER	C-N-CA	-7.84	108.99	120.28
18	B8	1808	GLY	CA-C-N	7.84	133.92	122.16
18	B8	1808	GLY	C-N-CA	7.84	133.92	122.16
18	B8	1228	SER	CA-C-N	7.84	136.77	121.41
18	B8	1228	SER	C-N-CA	7.84	136.77	121.41
10	C16	1353	ASP	CA-C-N	7.83	136.76	121.41
10	C16	1353	ASP	C-N-CA	7.83	136.76	121.41
10	C	1083	SER	O-C-N	-7.83	112.17	122.59
10	C32	1353	ASP	CA-C-N	7.83	136.76	121.41
10	C32	1353	ASP	C-N-CA	7.83	136.76	121.41
18	B	1883	TYR	CA-C-N	7.83	130.77	120.28
18	B	1883	TYR	C-N-CA	7.83	130.77	120.28
18	B8	1073	GLY	CA-C-N	7.83	130.77	120.28
18	B8	1073	GLY	C-N-CA	7.83	130.77	120.28
2	M16	336	SER	CA-C-N	-7.83	110.32	120.65
2	M16	336	SER	C-N-CA	-7.83	110.32	120.65
18	B	1228	SER	CA-C-N	7.83	136.75	121.41
18	B	1228	SER	C-N-CA	7.83	136.75	121.41
20	E	341	TYR	CA-C-N	-7.82	106.60	121.54
20	E	341	TYR	C-N-CA	-7.82	106.60	121.54
10	C16	625	SER	O-C-N	-7.82	112.19	122.59
10	C16	1336	ALA	O-C-N	-7.82	112.19	122.59
10	C8	1353	ASP	CA-C-N	7.82	136.73	121.41
10	C8	1353	ASP	C-N-CA	7.82	136.73	121.41
10	C16	1169	ASN	CA-C-N	7.82	136.04	121.97
10	C16	1169	ASN	C-N-CA	7.82	136.04	121.97
10	C32	625	SER	O-C-N	-7.82	112.20	122.59
18	B	971	ASP	O-C-N	-7.81	112.20	122.59
10	C16	848	CYS	CA-C-N	-7.80	106.64	121.54
10	C16	848	CYS	C-N-CA	-7.80	106.64	121.54
18	B8	121	GLN	O-C-N	-7.80	113.60	122.03
10	C32	1169	ASN	CA-C-N	7.80	136.01	121.97
10	C32	1169	ASN	C-N-CA	7.80	136.01	121.97
19	4	66	ALA	O-C-N	-7.80	112.22	122.59
9	K	641	THR	CA-C-N	7.80	136.44	121.54
9	K	641	THR	C-N-CA	7.80	136.44	121.54

*Continued on next page...*

*Continued from previous page...*

Mol	Chain	Res	Type	Atoms	Z	Observed(°)	Ideal(°)
10	C32	675	ASP	CA-C-N	7.80	137.53	121.94
10	C32	675	ASP	C-N-CA	7.80	137.53	121.94
18	B	687	SER	CA-C-N	-7.79	106.13	121.41
18	B	687	SER	C-N-CA	-7.79	106.13	121.41
20	E8	341	TYR	CA-C-N	-7.79	106.65	121.54
20	E8	341	TYR	C-N-CA	-7.79	106.65	121.54
10	C8	282	LYS	CA-C-N	7.79	136.43	121.54
10	C8	282	LYS	C-N-CA	7.79	136.43	121.54
2	M	348	GLU	O-C-N	-7.79	112.23	122.59
2	M16	348	GLU	O-C-N	-7.79	112.23	122.59
10	C24	1083	SER	O-C-N	-7.79	112.23	122.59
10	C16	1083	SER	O-C-N	-7.79	112.23	122.59
18	B	1073	GLY	CA-C-N	7.79	130.71	120.28
18	B	1073	GLY	C-N-CA	7.79	130.71	120.28
10	C24	1353	ASP	CA-C-N	7.78	136.66	121.41
10	C24	1353	ASP	C-N-CA	7.78	136.66	121.41
18	B8	687	SER	CA-C-N	-7.78	106.16	121.41
18	B8	687	SER	C-N-CA	-7.78	106.16	121.41
1	R8	1190	VAL	O-C-N	-7.78	112.85	122.57
10	C	1353	ASP	CA-C-N	7.78	136.65	121.41
10	C	1353	ASP	C-N-CA	7.78	136.65	121.41
10	C32	848	CYS	CA-C-N	-7.78	106.69	121.54
10	C32	848	CYS	C-N-CA	-7.78	106.69	121.54
10	C	848	CYS	CA-C-N	-7.77	106.69	121.54
10	C	848	CYS	C-N-CA	-7.77	106.69	121.54
10	C16	1784	GLY	O-C-N	-7.77	113.40	122.34
10	C8	671	LYS	O-C-N	-7.77	111.57	122.76
10	C32	1083	SER	O-C-N	-7.77	112.25	122.59
2	M8	348	GLU	O-C-N	-7.77	112.26	122.59
10	C24	671	LYS	O-C-N	-7.77	111.58	122.76
18	B	1788	ILE	O-C-N	-7.77	112.86	122.57
10	C	282	LYS	CA-C-N	7.76	136.37	121.54
10	C	282	LYS	C-N-CA	7.76	136.37	121.54
18	B	410	GLN	CA-C-N	7.76	131.71	120.38
18	B	410	GLN	C-N-CA	7.76	131.71	120.38
18	B	821	PHE	CA-C-N	-7.76	113.56	123.19
18	B	821	PHE	C-N-CA	-7.76	113.56	123.19
18	B8	821	PHE	CA-C-N	-7.76	113.57	123.19
18	B8	821	PHE	C-N-CA	-7.76	113.57	123.19
18	B8	1788	ILE	O-C-N	-7.76	112.87	122.57
12	A	556	LYS	CA-C-N	-7.76	109.54	121.02
12	A	556	LYS	C-N-CA	-7.76	109.54	121.02

*Continued on next page...*

*Continued from previous page...*

Mol	Chain	Res	Type	Atoms	Z	Observed(°)	Ideal(°)
10	C8	848	CYS	CA-C-N	-7.76	106.73	121.54
10	C8	848	CYS	C-N-CA	-7.76	106.73	121.54
18	B	1677	ARG	CA-C-N	-7.76	106.72	121.54
18	B	1677	ARG	C-N-CA	-7.76	106.72	121.54
18	B8	1677	ARG	CA-C-N	-7.76	106.72	121.54
18	B8	1677	ARG	C-N-CA	-7.76	106.72	121.54
10	C8	1083	SER	O-C-N	-7.75	112.28	122.59
10	C32	671	LYS	O-C-N	-7.75	111.59	122.76
10	C16	1056	VAL	CA-C-N	-7.75	109.47	121.56
10	C16	1056	VAL	C-N-CA	-7.75	109.47	121.56
18	B8	502	ASP	O-C-N	-7.75	112.39	122.39
10	C24	848	CYS	CA-C-N	-7.75	106.74	121.54
10	C24	848	CYS	C-N-CA	-7.75	106.74	121.54
10	C24	1075	ASP	CA-C-N	7.75	136.34	121.54
10	C24	1075	ASP	C-N-CA	7.75	136.34	121.54
10	C24	282	LYS	CA-C-N	7.74	136.32	121.54
10	C24	282	LYS	C-N-CA	7.74	136.32	121.54
10	C	671	LYS	O-C-N	-7.74	111.61	122.76
18	B8	410	GLN	CA-C-N	7.74	131.68	120.38
18	B8	410	GLN	C-N-CA	7.74	131.68	120.38
5	P8	147	LEU	O-C-N	-7.73	114.58	121.31
10	C32	1784	GLY	O-C-N	-7.73	113.45	122.34
5	P16	147	LEU	O-C-N	-7.73	114.59	121.31
5	P16	267	ARG	CA-C-N	7.73	130.49	120.44
5	P16	267	ARG	C-N-CA	7.73	130.49	120.44
10	C16	282	LYS	CA-C-N	7.73	136.30	121.54
10	C16	282	LYS	C-N-CA	7.73	136.30	121.54
10	C32	282	LYS	CA-C-N	7.73	136.30	121.54
10	C32	282	LYS	C-N-CA	7.73	136.30	121.54
9	K8	583	GLU	O-C-N	7.72	130.43	122.09
10	C	253	ASP	CA-C-N	7.72	130.63	120.28
10	C	253	ASP	C-N-CA	7.72	130.63	120.28
5	P	267	ARG	CA-C-N	7.72	130.48	120.44
5	P	267	ARG	C-N-CA	7.72	130.48	120.44
10	C	1441	TYR	O-C-N	-7.72	112.16	122.43
10	C8	253	ASP	CA-C-N	7.72	130.62	120.28
10	C8	253	ASP	C-N-CA	7.72	130.62	120.28
10	C16	671	LYS	O-C-N	-7.71	111.65	122.76
10	C24	625	SER	O-C-N	-7.71	112.33	122.59
18	B	1601	VAL	CA-C-N	-7.71	106.81	121.54
18	B	1601	VAL	C-N-CA	-7.71	106.81	121.54
18	B	502	ASP	O-C-N	-7.71	112.44	122.39

*Continued on next page...*

*Continued from previous page...*

Mol	Chain	Res	Type	Atoms	Z	Observed(°)	Ideal(°)
1	R16	1190	VAL	O-C-N	-7.71	112.94	122.57
10	C16	1075	ASP	CA-C-N	7.71	136.26	121.54
10	C16	1075	ASP	C-N-CA	7.71	136.26	121.54
18	B8	1601	VAL	CA-C-N	-7.70	106.83	121.54
18	B8	1601	VAL	C-N-CA	-7.70	106.83	121.54
10	C16	1441	TYR	O-C-N	-7.70	112.19	122.43
10	C24	1784	GLY	O-C-N	-7.70	113.49	122.34
10	C8	1784	GLY	O-C-N	-7.70	113.49	122.34
10	C32	1441	TYR	O-C-N	-7.70	112.19	122.43
5	P	147	LEU	O-C-N	-7.69	114.62	121.31
10	C32	1056	VAL	CA-C-N	-7.69	109.56	121.56
10	C32	1056	VAL	C-N-CA	-7.69	109.56	121.56
9	K8	1223	ASP	CA-C-N	7.69	136.49	121.41
9	K8	1223	ASP	C-N-CA	7.69	136.49	121.41
12	A48	556	LYS	CA-C-N	-7.69	109.63	121.02
12	A48	556	LYS	C-N-CA	-7.69	109.63	121.02
10	C8	1056	VAL	CA-C-N	-7.69	109.57	121.56
10	C8	1056	VAL	C-N-CA	-7.69	109.57	121.56
5	P8	267	ARG	CA-C-N	7.69	130.43	120.44
5	P8	267	ARG	C-N-CA	7.69	130.43	120.44
10	C24	1056	VAL	CA-C-N	-7.68	109.57	121.56
10	C24	1056	VAL	C-N-CA	-7.68	109.57	121.56
18	B8	1807	PRO	CA-C-N	-7.68	106.35	121.41
18	B8	1807	PRO	C-N-CA	-7.68	106.35	121.41
5	P	61	ASP	CA-C-N	-7.68	109.30	123.05
5	P	61	ASP	C-N-CA	-7.68	109.30	123.05
11	A24	556	LYS	CA-C-N	-7.68	109.65	121.02
11	A24	556	LYS	C-N-CA	-7.68	109.65	121.02
10	C32	1075	ASP	CA-C-N	7.68	136.22	121.54
10	C32	1075	ASP	C-N-CA	7.68	136.22	121.54
10	C24	1441	TYR	O-C-N	-7.68	112.22	122.43
18	B	1807	PRO	CA-C-N	-7.68	106.36	121.41
18	B	1807	PRO	C-N-CA	-7.68	106.36	121.41
10	C	439	LEU	CA-C-N	7.68	128.07	119.32
10	C	439	LEU	C-N-CA	7.68	128.07	119.32
18	B8	1067	SER	O-C-N	-7.68	112.55	123.07
10	C32	253	ASP	CA-C-N	7.68	130.57	120.28
10	C32	253	ASP	C-N-CA	7.68	130.57	120.28
10	C	1056	VAL	CA-C-N	-7.67	109.59	121.56
10	C	1056	VAL	C-N-CA	-7.67	109.59	121.56
10	C	1784	GLY	O-C-N	-7.67	113.51	122.34
10	C8	1075	ASP	CA-C-N	7.67	136.20	121.54

*Continued on next page...*



*Continued from previous page...*

Mol	Chain	Res	Type	Atoms	Z	Observed(°)	Ideal(°)
10	C8	1075	ASP	C-N-CA	7.67	136.20	121.54
11	A16	556	LYS	CA-C-N	-7.67	109.67	121.02
11	A16	556	LYS	C-N-CA	-7.67	109.67	121.02
1	R	1190	VAL	O-C-N	-7.67	112.98	122.57
9	K	1223	ASP	CA-C-N	7.67	136.44	121.41
9	K	1223	ASP	C-N-CA	7.67	136.44	121.41
15	J	631	GLU	CA-C-N	7.67	130.88	120.38
15	J	631	GLU	C-N-CA	7.67	130.88	120.38
10	C32	464	ASN	O-C-N	7.67	130.25	122.12
10	C16	253	ASP	CA-C-N	7.67	130.55	120.28
10	C16	253	ASP	C-N-CA	7.67	130.55	120.28
5	P16	61	ASP	CA-C-N	-7.67	109.33	123.05
5	P16	61	ASP	C-N-CA	-7.67	109.33	123.05
7	Q16	88	ASN	O-C-N	-7.67	112.39	122.59
10	C	1075	ASP	CA-C-N	7.66	136.18	121.54
10	C	1075	ASP	C-N-CA	7.66	136.18	121.54
18	B	1803	THR	CA-C-N	-7.66	106.91	121.54
18	B	1803	THR	C-N-CA	-7.66	106.91	121.54
5	P8	61	ASP	CA-C-N	-7.66	109.34	123.05
5	P8	61	ASP	C-N-CA	-7.66	109.34	123.05
18	B	1671	ASP	O-C-N	-7.66	112.38	122.33
11	A32	556	LYS	CA-C-N	-7.66	109.69	121.02
11	A32	556	LYS	C-N-CA	-7.66	109.69	121.02
19	48	198	GLY	CA-C-N	7.66	132.35	121.02
19	48	198	GLY	C-N-CA	7.66	132.35	121.02
9	K8	1062	PRO	O-C-N	-7.65	112.31	122.64
10	C16	439	LEU	CA-C-N	7.65	128.04	119.32
10	C16	439	LEU	C-N-CA	7.65	128.04	119.32
9	K	583	GLU	O-C-N	7.64	130.34	122.09
10	C32	664	ASN	O-C-N	7.64	130.22	122.12
10	C24	1060	ALA	O-C-N	-7.64	111.60	122.29
18	B	615	GLU	CA-C-N	7.64	136.13	121.54
18	B	615	GLU	C-N-CA	7.64	136.13	121.54
7	Q8	88	ASN	O-C-N	-7.63	112.44	122.59
10	C8	439	LEU	CA-C-N	7.63	128.02	119.32
10	C8	439	LEU	C-N-CA	7.63	128.02	119.32
18	B8	1803	THR	CA-C-N	-7.63	106.97	121.54
18	B8	1803	THR	C-N-CA	-7.63	106.97	121.54
10	C24	253	ASP	CA-C-N	7.63	130.50	120.28
10	C24	253	ASP	C-N-CA	7.63	130.50	120.28
10	C16	1060	ALA	O-C-N	-7.63	111.61	122.29
10	C8	1441	TYR	O-C-N	-7.63	112.29	122.43

*Continued on next page...*

*Continued from previous page...*

Mol	Chain	Res	Type	Atoms	Z	Observed(°)	Ideal(°)
10	C16	464	ASN	O-C-N	7.62	130.20	122.12
9	K	1062	PRO	O-C-N	-7.62	112.35	122.64
18	B8	615	GLU	CA-C-N	7.62	136.10	121.54
18	B8	615	GLU	C-N-CA	7.62	136.10	121.54
10	C16	664	ASN	O-C-N	7.62	130.20	122.12
10	C8	1060	ALA	O-C-N	-7.62	111.62	122.29
21	H16	181	MET	O-C-N	-7.62	114.16	122.85
7	Q	88	ASN	O-C-N	-7.62	112.46	122.59
10	C24	630	SER	CA-C-N	7.61	136.07	121.54
10	C24	630	SER	C-N-CA	7.61	136.07	121.54
18	B8	1671	ASP	O-C-N	-7.61	112.44	122.33
19	4	198	GLY	CA-C-N	7.61	132.28	121.02
19	4	198	GLY	C-N-CA	7.61	132.28	121.02
5	P	5	SER	O-C-N	-7.60	112.48	122.59
10	C	1060	ALA	O-C-N	-7.60	111.65	122.29
10	C32	1060	ALA	O-C-N	-7.60	111.65	122.29
10	C32	630	SER	CA-C-N	7.60	136.06	121.54
10	C32	630	SER	C-N-CA	7.60	136.06	121.54
11	A40	556	LYS	CA-C-N	-7.60	109.77	121.02
11	A40	556	LYS	C-N-CA	-7.60	109.77	121.02
21	H	181	MET	O-C-N	-7.60	114.19	122.85
2	M8	386	ASN	CA-C-N	7.59	136.30	121.41
2	M8	386	ASN	C-N-CA	7.59	136.30	121.41
9	K8	930	THR	CA-C-N	7.59	136.04	121.54
9	K8	930	THR	C-N-CA	7.59	136.04	121.54
10	C	464	ASN	O-C-N	7.59	130.17	122.12
2	M	386	ASN	CA-C-N	7.59	136.28	121.41
2	M	386	ASN	C-N-CA	7.59	136.28	121.41
10	C16	630	SER	CA-C-N	7.58	136.03	121.54
10	C16	630	SER	C-N-CA	7.58	136.03	121.54
10	C24	664	ASN	O-C-N	7.58	130.16	122.12
10	C24	439	LEU	CA-C-N	7.58	127.96	119.32
10	C24	439	LEU	C-N-CA	7.58	127.96	119.32
18	B	1595	ASP	CA-C-N	7.58	136.27	121.41
18	B	1595	ASP	C-N-CA	7.58	136.27	121.41
21	H24	181	MET	O-C-N	-7.58	114.21	122.85
3	N	166	ALA	O-C-N	-7.58	114.71	123.27
10	C8	464	ASN	O-C-N	7.58	130.15	122.12
18	B8	1595	ASP	CA-C-N	7.58	136.26	121.41
18	B8	1595	ASP	C-N-CA	7.58	136.26	121.41
3	N8	166	ALA	O-C-N	-7.58	114.71	123.27
18	B8	1364	GLU	O-C-N	-7.58	112.51	122.59

*Continued on next page...*



*Continued from previous page...*

Mol	Chain	Res	Type	Atoms	Z	Observed(°)	Ideal(°)
10	C32	439	LEU	CA-C-N	7.58	127.96	119.32
10	C32	439	LEU	C-N-CA	7.58	127.96	119.32
5	P8	5	SER	O-C-N	-7.57	112.52	122.59
10	C	630	SER	CA-C-N	7.57	135.99	121.54
10	C	630	SER	C-N-CA	7.57	135.99	121.54
10	C8	664	ASN	O-C-N	7.56	130.14	122.12
10	C	664	ASN	O-C-N	7.56	130.13	122.12
2	M16	386	ASN	CA-C-N	7.55	136.21	121.41
2	M16	386	ASN	C-N-CA	7.55	136.21	121.41
9	K	930	THR	CA-C-N	7.55	135.96	121.54
9	K	930	THR	C-N-CA	7.55	135.96	121.54
17	F24	75	ALA	CA-C-N	-7.54	109.58	120.29
17	F24	75	ALA	C-N-CA	-7.54	109.58	120.29
18	B	1364	GLU	O-C-N	-7.54	112.56	122.59
5	P16	5	SER	O-C-N	-7.54	112.57	122.59
13	V	829	ARG	O-C-N	-7.53	114.31	122.07
17	F8	75	ALA	CA-C-N	-7.53	109.59	120.29
17	F8	75	ALA	C-N-CA	-7.53	109.59	120.29
3	N16	166	ALA	O-C-N	-7.52	114.77	123.27
21	H8	181	MET	O-C-N	-7.52	114.28	122.85
10	C24	1496	PHE	O-C-N	-7.51	112.26	122.48
10	C8	665	ALA	O-C-N	7.51	130.08	122.12
18	B8	1688	ALA	O-C-N	7.51	130.08	122.12
6	O	163	LEU	O-C-N	-7.51	113.06	122.82
10	C8	426	LEU	CA-C-N	-7.51	110.08	122.32
10	C8	426	LEU	C-N-CA	-7.51	110.08	122.32
10	C32	665	ALA	O-C-N	7.51	130.08	122.12
17	F	75	ALA	CA-C-N	-7.50	109.64	120.29
17	F	75	ALA	C-N-CA	-7.50	109.64	120.29
17	F16	75	ALA	CA-C-N	-7.50	109.64	120.29
17	F16	75	ALA	C-N-CA	-7.50	109.64	120.29
2	M16	450	ASN	CA-C-N	-7.50	110.61	122.08
2	M16	450	ASN	C-N-CA	-7.50	110.61	122.08
10	C	1496	PHE	O-C-N	-7.50	112.28	122.48
10	C16	1496	PHE	O-C-N	-7.49	112.29	122.48
10	C24	464	ASN	O-C-N	7.49	130.06	122.12
6	O8	163	LEU	O-C-N	-7.49	113.08	122.82
6	O16	163	LEU	O-C-N	-7.49	113.09	122.82
18	B8	856	LEU	O-C-N	-7.49	112.71	121.32
18	B8	1793	ILE	CA-C-N	-7.48	107.25	121.54
18	B8	1793	ILE	C-N-CA	-7.48	107.25	121.54
14	W	705	HIS	O-C-N	-7.48	112.09	122.41

*Continued on next page...*

*Continued from previous page...*

Mol	Chain	Res	Type	Atoms	Z	Observed(°)	Ideal(°)
10	C24	849	SER	CA-C-N	-7.47	101.00	122.15
10	C24	849	SER	C-N-CA	-7.47	101.00	122.15
18	B8	939	SER	O-C-N	-7.47	113.69	122.87
18	B	1688	ALA	O-C-N	7.46	130.03	122.12
10	C24	426	LEU	CA-C-N	-7.46	110.16	122.32
10	C24	426	LEU	C-N-CA	-7.46	110.16	122.32
2	M	450	ASN	CA-C-N	-7.46	110.66	122.08
2	M	450	ASN	C-N-CA	-7.46	110.66	122.08
18	B	939	SER	O-C-N	-7.45	113.70	122.87
10	C16	849	SER	CA-C-N	-7.45	101.06	122.15
10	C16	849	SER	C-N-CA	-7.45	101.06	122.15
10	C8	1496	PHE	O-C-N	-7.45	112.35	122.48
14	W	586	ILE	O-C-N	-7.45	115.03	122.93
10	C32	849	SER	CA-C-N	-7.45	101.07	122.15
10	C32	849	SER	C-N-CA	-7.45	101.07	122.15
10	C	849	SER	CA-C-N	-7.45	101.07	122.15
10	C	849	SER	C-N-CA	-7.45	101.07	122.15
9	K8	1284	MET	CA-C-N	-7.45	108.30	121.70
9	K8	1284	MET	C-N-CA	-7.45	108.30	121.70
10	C8	849	SER	CA-C-N	-7.45	101.08	122.15
10	C8	849	SER	C-N-CA	-7.45	101.08	122.15
2	M8	450	ASN	CA-C-N	-7.44	110.69	122.08
2	M8	450	ASN	C-N-CA	-7.44	110.69	122.08
10	C16	426	LEU	CA-C-N	-7.44	110.19	122.32
10	C16	426	LEU	C-N-CA	-7.44	110.19	122.32
18	B	1793	ILE	CA-C-N	-7.44	107.33	121.54
18	B	1793	ILE	C-N-CA	-7.44	107.33	121.54
1	R8	1194	ARG	CA-C-N	-7.43	110.84	120.65
1	R8	1194	ARG	C-N-CA	-7.43	110.84	120.65
1	R	1194	ARG	CA-C-N	-7.43	110.84	120.65
1	R	1194	ARG	C-N-CA	-7.43	110.84	120.65
1	R8	1325	GLN	CA-C-N	7.43	128.23	119.98
1	R8	1325	GLN	C-N-CA	7.43	128.23	119.98
9	K	984	GLY	CA-C-N	7.43	130.98	120.28
9	K	984	GLY	C-N-CA	7.43	130.98	120.28
18	B8	599	ILE	O-C-N	-7.43	113.59	122.06
9	K	1284	MET	CA-C-N	-7.43	108.33	121.70
9	K	1284	MET	C-N-CA	-7.43	108.33	121.70
10	C32	1496	PHE	O-C-N	-7.43	112.38	122.48
9	K8	748	THR	CA-C-N	7.42	132.20	120.47
9	K8	748	THR	C-N-CA	7.42	132.20	120.47
1	R	1325	GLN	CA-C-N	7.42	128.22	119.98

*Continued on next page...*

*Continued from previous page...*

Mol	Chain	Res	Type	Atoms	Z	Observed(°)	Ideal(°)
1	R	1325	GLN	C-N-CA	7.42	128.22	119.98
10	C16	1707	SER	O-C-N	-7.42	114.10	122.86
18	B	856	LEU	O-C-N	-7.42	112.79	121.32
1	R16	1204	ASN	O-C-N	-7.42	112.73	122.59
10	C16	665	ALA	O-C-N	7.42	129.98	122.12
1	R	1204	ASN	O-C-N	-7.42	112.73	122.59
18	B8	1392	SER	CA-C-N	-7.41	112.67	123.05
18	B8	1392	SER	C-N-CA	-7.41	112.67	123.05
22	I16	154	GLU	O-C-N	7.41	129.97	122.12
10	C	665	ALA	O-C-N	7.41	129.97	122.12
22	I8	154	GLU	O-C-N	7.41	129.97	122.12
10	C16	1619	PRO	CA-C-N	-7.41	108.64	121.97
10	C16	1619	PRO	C-N-CA	-7.41	108.64	121.97
10	C16	1707	SER	CA-C-N	7.41	130.53	120.38
10	C16	1707	SER	C-N-CA	7.41	130.53	120.38
10	C24	1707	SER	CA-C-N	7.41	130.53	120.38
10	C24	1707	SER	C-N-CA	7.41	130.53	120.38
10	C8	1619	PRO	CA-C-N	-7.41	108.64	121.97
10	C8	1619	PRO	C-N-CA	-7.41	108.64	121.97
18	B	599	ILE	O-C-N	-7.41	113.62	122.06
10	C	426	LEU	CA-C-N	-7.40	110.25	122.32
10	C	426	LEU	C-N-CA	-7.40	110.25	122.32
9	K8	984	GLY	CA-C-N	7.40	130.94	120.28
9	K8	984	GLY	C-N-CA	7.40	130.94	120.28
23	J24	724	GLY	CA-C-N	7.40	132.34	121.31
23	J24	724	GLY	C-N-CA	7.40	132.34	121.31
9	K	748	THR	CA-C-N	7.40	132.16	120.47
9	K	748	THR	C-N-CA	7.40	132.16	120.47
1	R16	1325	GLN	CA-C-N	7.40	128.19	119.98
1	R16	1325	GLN	C-N-CA	7.40	128.19	119.98
19	48	102	LEU	O-C-N	-7.39	111.94	122.29
10	C32	426	LEU	CA-C-N	-7.39	110.27	122.32
10	C32	426	LEU	C-N-CA	-7.39	110.27	122.32
1	R8	1204	ASN	O-C-N	-7.39	112.77	122.59
19	4	102	LEU	O-C-N	-7.39	111.95	122.29
23	J8	724	GLY	CA-C-N	7.39	132.32	121.31
23	J8	724	GLY	C-N-CA	7.39	132.32	121.31
22	I24	154	GLU	O-C-N	7.39	129.95	122.12
10	C8	1509	SER	CA-C-N	7.38	135.65	121.54
10	C8	1509	SER	C-N-CA	7.38	135.65	121.54
23	J16	724	GLY	CA-C-N	7.38	132.31	121.31
23	J16	724	GLY	C-N-CA	7.38	132.31	121.31

*Continued on next page...*

*Continued from previous page...*

Mol	Chain	Res	Type	Atoms	Z	Observed(°)	Ideal(°)
22	I	154	GLU	O-C-N	7.38	129.95	122.12
10	C	1619	PRO	CA-C-N	-7.37	108.70	121.97
10	C	1619	PRO	C-N-CA	-7.37	108.70	121.97
1	R16	1376	LYS	CA-C-N	7.37	132.39	120.60
1	R16	1376	LYS	C-N-CA	7.37	132.39	120.60
10	C32	1619	PRO	CA-C-N	-7.37	108.71	121.97
10	C32	1619	PRO	C-N-CA	-7.37	108.71	121.97
10	C	1509	SER	CA-C-N	7.37	135.61	121.54
10	C	1509	SER	C-N-CA	7.37	135.61	121.54
1	R16	1194	ARG	CA-C-N	-7.36	110.93	120.65
1	R16	1194	ARG	C-N-CA	-7.36	110.93	120.65
10	C16	661	ASN	O-C-N	7.36	129.93	122.12
10	C32	1509	SER	CA-C-N	7.36	135.61	121.54
10	C32	1509	SER	C-N-CA	7.36	135.61	121.54
18	B8	1481	MET	O-C-N	-7.36	114.44	122.09
10	C24	1509	SER	CA-C-N	7.36	135.60	121.54
10	C24	1509	SER	C-N-CA	7.36	135.60	121.54
18	B	1392	SER	CA-C-N	-7.36	112.75	123.05
18	B	1392	SER	C-N-CA	-7.36	112.75	123.05
9	K	1020	HIS	O-C-N	7.35	130.43	122.64
10	C16	1509	SER	CA-C-N	7.35	135.58	121.54
10	C16	1509	SER	C-N-CA	7.35	135.58	121.54
1	R8	1376	LYS	CA-C-N	7.35	132.36	120.60
1	R8	1376	LYS	C-N-CA	7.35	132.36	120.60
23	J16	734	PRO	CA-C-N	-7.35	109.65	120.38
23	J16	734	PRO	C-N-CA	-7.35	109.65	120.38
23	J24	734	PRO	CA-C-N	-7.35	109.66	120.38
23	J24	734	PRO	C-N-CA	-7.35	109.66	120.38
23	J32	734	PRO	CA-C-N	-7.34	109.66	120.38
23	J32	734	PRO	C-N-CA	-7.34	109.66	120.38
10	C32	1707	SER	O-C-N	-7.34	114.19	122.86
10	C24	1619	PRO	CA-C-N	-7.34	108.76	121.97
10	C24	1619	PRO	C-N-CA	-7.34	108.76	121.97
18	B8	552	SER	O-C-N	-7.34	112.83	122.59
1	R	1376	LYS	CA-C-N	7.34	132.34	120.60
1	R	1376	LYS	C-N-CA	7.34	132.34	120.60
15	J	659	GLU	O-C-N	7.34	130.52	122.15
23	J8	734	PRO	CA-C-N	-7.34	109.67	120.38
23	J8	734	PRO	C-N-CA	-7.34	109.67	120.38
10	C24	1707	SER	O-C-N	-7.34	114.20	122.86
23	J32	724	GLY	CA-C-N	7.34	132.24	121.31
23	J32	724	GLY	C-N-CA	7.34	132.24	121.31

*Continued on next page...*

*Continued from previous page...*

Mol	Chain	Res	Type	Atoms	Z	Observed(°)	Ideal(°)
10	C	1707	SER	CA-C-N	7.33	130.43	120.38
10	C	1707	SER	C-N-CA	7.33	130.43	120.38
5	P8	3	GLY	CA-C-N	7.33	135.54	121.54
5	P8	3	GLY	C-N-CA	7.33	135.54	121.54
9	K8	1020	HIS	O-C-N	7.33	130.41	122.64
5	P	3	GLY	CA-C-N	7.33	135.54	121.54
5	P	3	GLY	C-N-CA	7.33	135.54	121.54
18	B8	505	ALA	O-C-N	-7.33	114.41	122.03
10	C32	1707	SER	CA-C-N	7.33	130.42	120.38
10	C32	1707	SER	C-N-CA	7.33	130.42	120.38
3	N8	172	LEU	CA-C-N	-7.32	111.87	122.19
3	N8	172	LEU	C-N-CA	-7.32	111.87	122.19
14	W	586	ILE	CA-C-N	7.32	131.20	120.95
14	W	586	ILE	C-N-CA	7.32	131.20	120.95
10	C8	1707	SER	CA-C-N	7.31	130.39	120.38
10	C8	1707	SER	C-N-CA	7.31	130.39	120.38
18	B	552	SER	O-C-N	-7.31	112.87	122.59
10	C	1507	LEU	O-C-N	-7.30	112.33	122.41
18	B	1481	MET	O-C-N	-7.30	114.50	122.09
18	B	505	ALA	O-C-N	-7.30	114.44	122.03
5	P16	3	GLY	CA-C-N	7.29	135.47	121.54
5	P16	3	GLY	C-N-CA	7.29	135.47	121.54
5	P	658	PRO	O-C-N	-7.29	113.12	122.23
5	P8	658	PRO	O-C-N	-7.28	113.13	122.23
10	C	1707	SER	O-C-N	-7.28	114.27	122.86
18	B	883	TYR	O-C-N	-7.28	113.44	122.68
10	C24	661	ASN	O-C-N	7.27	129.83	122.12
10	C8	661	ASN	O-C-N	7.27	129.82	122.12
23	J8	685	GLY	CA-C-N	-7.27	111.03	121.42
23	J8	685	GLY	C-N-CA	-7.27	111.03	121.42
13	V	812	GLU	O-C-N	7.27	129.82	122.12
10	C32	1032	THR	CA-C-N	7.27	133.73	120.79
10	C32	1032	THR	C-N-CA	7.27	133.73	120.79
10	C8	1507	LEU	O-C-N	-7.27	112.38	122.41
3	N	172	LEU	CA-C-N	-7.26	111.95	122.19
3	N	172	LEU	C-N-CA	-7.26	111.95	122.19
10	C	1032	THR	CA-C-N	7.26	133.72	120.79
10	C	1032	THR	C-N-CA	7.26	133.72	120.79
5	P16	658	PRO	O-C-N	-7.26	113.15	122.23
10	C32	1507	LEU	O-C-N	-7.26	112.39	122.41
10	C32	427	ASP	CA-C-N	7.26	135.63	121.41
10	C32	427	ASP	C-N-CA	7.26	135.63	121.41

*Continued on next page...*

*Continued from previous page...*

Mol	Chain	Res	Type	Atoms	Z	Observed(°)	Ideal(°)
3	N16	172	LEU	CA-C-N	-7.25	111.96	122.19
3	N16	172	LEU	C-N-CA	-7.25	111.96	122.19
9	K8	1054	THR	CA-C-N	7.25	136.82	122.31
9	K8	1054	THR	C-N-CA	7.25	136.82	122.31
20	E	433	LYS	CA-C-N	-7.25	107.69	121.54
20	E	433	LYS	C-N-CA	-7.25	107.69	121.54
10	C16	427	ASP	CA-C-N	7.25	135.62	121.41
10	C16	427	ASP	C-N-CA	7.25	135.62	121.41
18	B8	1418	ALA	O-C-N	-7.25	113.28	122.34
19	48	372	LYS	O-C-N	7.25	131.57	123.16
10	C32	661	ASN	O-C-N	7.25	129.80	122.12
10	C8	1707	SER	O-C-N	-7.25	114.31	122.86
10	C24	1032	THR	CA-C-N	7.24	133.68	120.79
10	C24	1032	THR	C-N-CA	7.24	133.68	120.79
10	C32	1659	ASP	CA-C-N	-7.24	110.51	122.32
10	C32	1659	ASP	C-N-CA	-7.24	110.51	122.32
9	K8	639	THR	O-C-N	-7.24	113.00	122.77
10	C16	1507	LEU	O-C-N	-7.24	112.42	122.41
10	C	661	ASN	O-C-N	7.24	129.79	122.12
9	K	1054	THR	CA-C-N	7.24	136.78	122.31
9	K	1054	THR	C-N-CA	7.24	136.78	122.31
10	C16	1032	THR	CA-C-N	7.24	133.67	120.79
10	C16	1032	THR	C-N-CA	7.24	133.67	120.79
10	C	666	LEU	O-C-N	7.24	131.64	122.23
5	P	16	PHE	O-C-N	-7.23	112.14	122.41
10	C8	1032	THR	CA-C-N	7.23	133.66	120.79
10	C8	1032	THR	C-N-CA	7.23	133.66	120.79
18	B	1418	ALA	O-C-N	-7.23	113.30	122.34
20	E8	433	LYS	CA-C-N	-7.23	107.73	121.54
20	E8	433	LYS	C-N-CA	-7.23	107.73	121.54
14	W	763	TYR	CA-C-N	-7.23	111.04	120.44
14	W	763	TYR	C-N-CA	-7.23	111.04	120.44
22	I	368	VAL	O-C-N	-7.23	114.20	121.94
5	P16	16	PHE	O-C-N	-7.23	112.15	122.41
10	C	427	ASP	CA-C-N	7.23	135.58	121.41
10	C	427	ASP	C-N-CA	7.23	135.58	121.41
18	B8	883	TYR	O-C-N	-7.23	113.50	122.68
10	C8	427	ASP	CA-C-N	7.22	135.57	121.41
10	C8	427	ASP	C-N-CA	7.22	135.57	121.41
19	4	372	LYS	O-C-N	7.22	131.54	123.16
10	C24	427	ASP	CA-C-N	7.22	135.56	121.41
10	C24	427	ASP	C-N-CA	7.22	135.56	121.41

*Continued on next page...*

*Continued from previous page...*

Mol	Chain	Res	Type	Atoms	Z	Observed(°)	Ideal(°)
18	B8	413	ASP	CA-C-N	7.22	135.56	121.41
18	B8	413	ASP	C-N-CA	7.22	135.56	121.41
14	W	599	ALA	O-C-N	-7.22	114.87	121.30
18	B	413	ASP	CA-C-N	7.22	135.56	121.41
18	B	413	ASP	C-N-CA	7.22	135.56	121.41
22	I8	368	VAL	O-C-N	-7.21	114.22	121.94
10	C24	1659	ASP	CA-C-N	-7.21	110.56	122.32
10	C24	1659	ASP	C-N-CA	-7.21	110.56	122.32
22	I24	368	VAL	O-C-N	-7.21	114.23	121.94
10	C	334	MET	CA-C-N	7.21	135.30	121.54
10	C	334	MET	C-N-CA	7.21	135.30	121.54
19	48	69	GLU	CA-C-N	-7.21	107.53	121.58
19	48	69	GLU	C-N-CA	-7.21	107.53	121.58
22	I16	368	VAL	O-C-N	-7.20	114.23	121.94
19	4	69	GLU	CA-C-N	-7.20	107.54	121.58
19	4	69	GLU	C-N-CA	-7.20	107.54	121.58
23	J16	685	GLY	CA-C-N	-7.20	111.12	121.42
23	J16	685	GLY	C-N-CA	-7.20	111.12	121.42
5	P8	16	PHE	O-C-N	-7.20	112.19	122.41
10	C32	334	MET	CA-C-N	7.20	135.29	121.54
10	C32	334	MET	C-N-CA	7.20	135.29	121.54
12	A	552	GLY	CA-C-N	7.20	135.28	121.54
12	A	552	GLY	C-N-CA	7.20	135.28	121.54
10	C24	1507	LEU	O-C-N	-7.19	112.48	122.41
9	K	639	THR	O-C-N	-7.19	113.06	122.77
10	C	1659	ASP	CA-C-N	-7.19	110.60	122.32
10	C	1659	ASP	C-N-CA	-7.19	110.60	122.32
23	J24	685	GLY	CA-C-N	-7.19	111.13	121.42
23	J24	685	GLY	C-N-CA	-7.19	111.13	121.42
18	B8	1114	CYS	O-C-N	-7.19	115.06	123.11
9	K	1278	GLU	CA-C-N	7.19	131.23	120.31
9	K	1278	GLU	C-N-CA	7.19	131.23	120.31
10	C32	1665	THR	O-C-N	-7.18	113.36	122.34
23	J32	685	GLY	CA-C-N	-7.18	111.15	121.42
23	J32	685	GLY	C-N-CA	-7.18	111.15	121.42
11	A24	552	GLY	CA-C-N	7.18	135.25	121.54
11	A24	552	GLY	C-N-CA	7.18	135.25	121.54
11	A40	552	GLY	CA-C-N	7.18	135.25	121.54
11	A40	552	GLY	C-N-CA	7.18	135.25	121.54
10	C16	1659	ASP	CA-C-N	-7.17	110.62	122.32
10	C16	1659	ASP	C-N-CA	-7.17	110.62	122.32
10	C24	334	MET	CA-C-N	7.17	135.24	121.54

*Continued on next page...*



*Continued from previous page...*

Mol	Chain	Res	Type	Atoms	Z	Observed(°)	Ideal(°)
10	C24	334	MET	C-N-CA	7.17	135.24	121.54
18	B	1602	SER	CA-C-N	7.17	132.60	121.19
18	B	1602	SER	C-N-CA	7.17	132.60	121.19
10	C8	334	MET	CA-C-N	7.17	135.23	121.54
10	C8	334	MET	C-N-CA	7.17	135.23	121.54
12	A48	552	GLY	CA-C-N	7.17	135.23	121.54
12	A48	552	GLY	C-N-CA	7.17	135.23	121.54
13	V	875	HIS	O-C-N	-7.17	113.08	121.32
18	B	507	ASP	CA-C-N	-7.17	110.64	122.32
18	B	507	ASP	C-N-CA	-7.17	110.64	122.32
10	C32	666	LEU	O-C-N	7.17	131.55	122.23
23	J24	723	GLN	CA-C-N	7.17	128.03	120.43
23	J24	723	GLN	C-N-CA	7.17	128.03	120.43
10	C24	1665	THR	O-C-N	-7.16	113.39	122.34
11	A32	552	GLY	CA-C-N	7.16	135.22	121.54
11	A32	552	GLY	C-N-CA	7.16	135.22	121.54
10	C16	334	MET	CA-C-N	7.16	135.22	121.54
10	C16	334	MET	C-N-CA	7.16	135.22	121.54
9	K8	1278	GLU	CA-C-N	7.16	131.19	120.31
9	K8	1278	GLU	C-N-CA	7.16	131.19	120.31
10	C8	666	LEU	O-C-N	7.16	131.53	122.23
11	A16	5	GLN	O-C-N	7.16	131.07	122.27
11	A32	5	GLN	O-C-N	7.16	131.07	122.27
9	K	967	ASP	O-C-N	-7.16	113.59	122.68
11	A24	5	GLN	O-C-N	7.16	131.07	122.27
11	A40	5	GLN	O-C-N	7.15	131.07	122.27
18	B	1355	ASN	CA-C-N	7.15	130.58	120.28
18	B	1355	ASN	C-N-CA	7.15	130.58	120.28
9	K8	967	ASP	O-C-N	-7.15	113.60	122.68
10	C16	1665	THR	O-C-N	-7.15	113.40	122.34
18	B8	507	ASP	CA-C-N	-7.15	110.67	122.32
18	B8	507	ASP	C-N-CA	-7.15	110.67	122.32
11	A16	552	GLY	CA-C-N	7.15	135.19	121.54
11	A16	552	GLY	C-N-CA	7.15	135.19	121.54
18	B	1114	CYS	O-C-N	-7.14	115.11	123.11
1	R16	1198	GLU	CA-C-N	-7.14	111.16	120.44
1	R16	1198	GLU	C-N-CA	-7.14	111.16	120.44
18	B	1883	TYR	O-C-N	-7.14	113.06	122.20
2	M16	157	GLY	CA-C-N	7.13	130.94	120.95
2	M16	157	GLY	C-N-CA	7.13	130.94	120.95
18	B8	1883	TYR	O-C-N	-7.13	113.07	122.20
23	J16	723	GLN	CA-C-N	7.13	127.99	120.43

*Continued on next page...*



*Continued from previous page...*

Mol	Chain	Res	Type	Atoms	Z	Observed(°)	Ideal(°)
23	J16	723	GLN	C-N-CA	7.13	127.99	120.43
10	C16	666	LEU	O-C-N	7.13	131.50	122.23
18	B8	1602	SER	CA-C-N	7.13	132.53	121.19
18	B8	1602	SER	C-N-CA	7.13	132.53	121.19
9	K	1251	HIS	O-C-N	-7.12	114.61	123.01
23	J8	723	GLN	CA-C-N	7.12	127.97	120.43
23	J8	723	GLN	C-N-CA	7.12	127.97	120.43
9	K	731	CYS	O-C-N	-7.12	115.14	123.11
10	C8	454	SER	CA-C-N	7.12	132.99	122.10
10	C8	454	SER	C-N-CA	7.12	132.99	122.10
2	M	157	GLY	CA-C-N	7.11	130.91	120.95
2	M	157	GLY	C-N-CA	7.11	130.91	120.95
11	A16	243	ARG	O-C-N	-7.11	113.14	122.59
2	M16	203	PRO	CA-C-N	7.11	130.55	120.53
2	M16	203	PRO	C-N-CA	7.11	130.55	120.53
10	C	454	SER	CA-C-N	7.11	132.97	122.10
10	C	454	SER	C-N-CA	7.11	132.97	122.10
11	A32	243	ARG	O-C-N	-7.10	113.14	122.59
10	C	1665	THR	O-C-N	-7.10	113.46	122.34
18	B8	1355	ASN	CA-C-N	7.10	130.50	120.28
18	B8	1355	ASN	C-N-CA	7.10	130.50	120.28
23	J32	723	GLN	CA-C-N	7.10	127.95	120.43
23	J32	723	GLN	C-N-CA	7.10	127.95	120.43
9	K8	1251	HIS	O-C-N	-7.09	114.64	123.01
11	A24	243	ARG	O-C-N	-7.09	113.16	122.59
14	W	585	ILE	CA-C-N	7.09	133.05	122.91
14	W	585	ILE	C-N-CA	7.09	133.05	122.91
10	C24	620	PRO	O-C-N	-7.09	113.07	122.64
10	C	620	PRO	O-C-N	-7.09	113.07	122.64
10	C16	454	SER	CA-C-N	7.09	132.94	122.10
10	C16	454	SER	C-N-CA	7.09	132.94	122.10
10	C8	774	GLY	O-C-N	-7.08	115.30	122.17
20	E	205	GLY	CA-C-N	7.08	135.29	121.41
20	E	205	GLY	C-N-CA	7.08	135.29	121.41
9	K8	731	CYS	O-C-N	-7.08	115.18	123.11
12	A48	243	ARG	O-C-N	-7.08	113.17	122.59
18	B	1673	ARG	CA-C-N	-7.08	111.24	120.44
18	B	1673	ARG	C-N-CA	-7.08	111.24	120.44
10	C24	666	LEU	O-C-N	7.08	131.43	122.23
1	R8	1198	GLU	CA-C-N	-7.08	111.24	120.44
1	R8	1198	GLU	C-N-CA	-7.08	111.24	120.44
10	C8	620	PRO	O-C-N	-7.08	113.09	122.64

*Continued on next page...*

*Continued from previous page...*

Mol	Chain	Res	Type	Atoms	Z	Observed(°)	Ideal(°)
10	C16	620	PRO	O-C-N	-7.08	113.09	122.64
20	E8	205	GLY	CA-C-N	7.08	135.28	121.41
20	E8	205	GLY	C-N-CA	7.08	135.28	121.41
2	M8	157	GLY	CA-C-N	7.07	130.85	120.95
2	M8	157	GLY	C-N-CA	7.07	130.85	120.95
5	P	648	LEU	O-C-N	7.07	130.21	122.15
10	C16	1084	LYS	O-C-N	-7.07	113.18	122.59
10	C32	620	PRO	O-C-N	-7.07	113.09	122.64
11	A40	243	ARG	O-C-N	-7.07	113.19	122.59
12	A	243	ARG	O-C-N	-7.07	113.19	122.59
10	C32	640	GLN	O-C-N	7.07	129.35	122.07
2	M8	203	PRO	CA-C-N	7.07	130.49	120.53
2	M8	203	PRO	C-N-CA	7.07	130.49	120.53
10	C8	1084	LYS	O-C-N	-7.06	113.19	122.59
2	M	203	PRO	CA-C-N	7.06	130.49	120.53
2	M	203	PRO	C-N-CA	7.06	130.49	120.53
18	B	975	ASP	O-C-N	-7.06	112.72	122.46
6	O8	92	ALA	CA-C-N	-7.06	113.26	123.00
6	O8	92	ALA	C-N-CA	-7.06	113.26	123.00
18	B	1286	ALA	CA-C-N	-7.06	112.25	122.06
18	B	1286	ALA	C-N-CA	-7.06	112.25	122.06
21	H16	321	SER	O-C-N	-7.06	113.20	122.59
5	P8	648	LEU	O-C-N	7.06	130.20	122.15
10	C24	640	GLN	O-C-N	7.06	129.34	122.07
21	H8	321	SER	O-C-N	-7.05	113.21	122.59
10	C32	1084	LYS	O-C-N	-7.05	113.21	122.59
1	R	1198	GLU	CA-C-N	-7.05	111.28	120.44
1	R	1198	GLU	C-N-CA	-7.05	111.28	120.44
10	C32	454	SER	CA-C-N	7.05	132.88	122.10
10	C32	454	SER	C-N-CA	7.05	132.88	122.10
1	R	1202	ARG	CA-C-N	-7.04	110.86	120.44
1	R	1202	ARG	C-N-CA	-7.04	110.86	120.44
10	C	1084	LYS	O-C-N	-7.04	113.22	122.59
18	B8	1286	ALA	CA-C-N	-7.04	112.28	122.06
18	B8	1286	ALA	C-N-CA	-7.04	112.28	122.06
17	F8	78	SER	O-C-N	-7.04	113.23	122.59
17	F	78	SER	O-C-N	-7.04	113.23	122.59
1	R8	1202	ARG	CA-C-N	-7.03	110.88	120.44
1	R8	1202	ARG	C-N-CA	-7.03	110.88	120.44
10	C24	774	GLY	O-C-N	-7.03	115.35	122.17
21	H	321	SER	O-C-N	-7.03	113.24	122.59
18	B8	1673	ARG	CA-C-N	-7.03	111.30	120.44

*Continued on next page...*

*Continued from previous page...*

Mol	Chain	Res	Type	Atoms	Z	Observed(°)	Ideal(°)
18	B8	1673	ARG	C-N-CA	-7.03	111.30	120.44
6	O16	92	ALA	CA-C-N	-7.03	113.30	123.00
6	O16	92	ALA	C-N-CA	-7.03	113.30	123.00
18	B8	1114	CYS	CA-C-N	7.03	134.62	121.97
18	B8	1114	CYS	C-N-CA	7.03	134.62	121.97
21	H24	321	SER	O-C-N	-7.03	113.24	122.59
7	Q16	271	ALA	O-C-N	-7.03	113.25	122.59
10	C	774	GLY	O-C-N	-7.03	115.36	122.17
10	C8	422	THR	CA-C-N	-7.02	111.54	121.72
10	C8	422	THR	C-N-CA	-7.02	111.54	121.72
10	C	422	THR	CA-C-N	-7.02	111.54	121.72
10	C	422	THR	C-N-CA	-7.02	111.54	121.72
6	O	92	ALA	CA-C-N	-7.02	113.31	123.00
6	O	92	ALA	C-N-CA	-7.02	113.31	123.00
5	P16	648	LEU	O-C-N	7.02	130.15	122.15
9	K	729	VAL	O-C-N	-7.02	113.80	122.57
20	E	39	SER	O-C-N	-7.02	113.26	122.59
1	R16	1202	ARG	CA-C-N	-7.01	110.90	120.44
1	R16	1202	ARG	C-N-CA	-7.01	110.90	120.44
18	B	1359	GLU	CA-C-N	7.01	134.93	121.54
18	B	1359	GLU	C-N-CA	7.01	134.93	121.54
7	Q8	271	ALA	O-C-N	-7.01	113.27	122.59
10	C16	411	ASP	O-C-N	7.01	129.55	122.12
18	B8	975	ASP	O-C-N	-7.01	112.79	122.46
9	K8	641	THR	O-C-N	-7.00	114.40	123.02
17	F16	78	SER	O-C-N	-7.00	113.27	122.59
17	F24	78	SER	O-C-N	-7.00	113.28	122.59
10	C32	774	GLY	O-C-N	-7.00	115.38	122.17
20	E8	39	SER	O-C-N	-7.00	113.28	122.59
15	J	684	ASP	CA-C-N	-7.00	107.70	121.41
15	J	684	ASP	C-N-CA	-7.00	107.70	121.41
18	B8	1359	GLU	CA-C-N	7.00	134.90	121.54
18	B8	1359	GLU	C-N-CA	7.00	134.90	121.54
10	C24	411	ASP	O-C-N	7.00	129.53	122.12
10	C8	411	ASP	O-C-N	6.99	129.53	122.12
9	K8	729	VAL	O-C-N	-6.99	113.83	122.57
7	Q	271	ALA	O-C-N	-6.98	113.30	122.59
10	C16	408	GLU	O-C-N	6.98	129.52	122.12
10	C16	640	GLN	O-C-N	6.98	129.26	122.07
10	C16	774	GLY	O-C-N	-6.97	115.41	122.17
10	C32	411	ASP	O-C-N	6.97	129.51	122.12
10	C32	328	HIS	O-C-N	-6.97	114.73	122.12

*Continued on next page...*

*Continued from previous page...*

Mol	Chain	Res	Type	Atoms	Z	Observed(°)	Ideal(°)
9	K	641	THR	O-C-N	-6.97	114.45	123.02
10	C24	665	ALA	O-C-N	6.97	130.10	122.15
2	M	327	SER	O-C-N	-6.97	114.70	123.06
1	R16	1246	LYS	CA-C-N	-6.97	113.20	120.38
1	R16	1246	LYS	C-N-CA	-6.97	113.20	120.38
10	C16	422	THR	CA-C-N	-6.97	111.62	121.72
10	C16	422	THR	C-N-CA	-6.97	111.62	121.72
10	C8	328	HIS	O-C-N	-6.97	114.73	122.12
18	B	1114	CYS	CA-C-N	6.97	134.51	121.97
18	B	1114	CYS	C-N-CA	6.97	134.51	121.97
2	M8	327	SER	O-C-N	-6.96	114.70	123.06
18	B	1270	SER	CA-C-N	6.96	129.49	120.44
18	B	1270	SER	C-N-CA	6.96	129.49	120.44
10	C	712	LEU	O-C-N	-6.96	112.48	122.36
18	B8	1788	ILE	CA-C-N	-6.96	108.25	121.54
18	B8	1788	ILE	C-N-CA	-6.96	108.25	121.54
10	C24	328	HIS	O-C-N	-6.96	114.75	122.12
10	C	328	HIS	O-C-N	-6.96	114.75	122.12
10	C32	422	THR	CA-C-N	-6.96	111.63	121.72
10	C32	422	THR	C-N-CA	-6.96	111.63	121.72
10	C	411	ASP	O-C-N	6.95	129.49	122.12
11	A32	630	ARG	O-C-N	6.95	130.72	122.94
18	B	1788	ILE	CA-C-N	-6.95	108.27	121.54
18	B	1788	ILE	C-N-CA	-6.95	108.27	121.54
10	C32	1061	ASN	CA-C-N	-6.95	104.85	121.80
10	C32	1061	ASN	C-N-CA	-6.95	104.85	121.80
10	C16	712	LEU	O-C-N	-6.95	112.50	122.36
10	C8	420	TYR	CA-C-N	6.94	130.15	120.29
10	C8	420	TYR	C-N-CA	6.94	130.15	120.29
2	M16	327	SER	O-C-N	-6.94	114.73	123.06
18	B	1666	PRO	O-C-N	-6.94	114.77	123.10
10	C32	408	GLU	O-C-N	6.94	129.48	122.12
10	C8	1703	ILE	O-C-N	-6.94	115.09	121.89
20	E8	499	PRO	O-C-N	6.94	124.41	121.15
10	C24	1084	LYS	O-C-N	-6.94	113.36	122.59
11	A40	630	ARG	O-C-N	6.93	130.71	122.94
10	C	420	TYR	CA-C-N	6.93	130.14	120.29
10	C	420	TYR	C-N-CA	6.93	130.14	120.29
9	K	967	ASP	CA-C-N	6.93	130.85	120.31
9	K	967	ASP	C-N-CA	6.93	130.85	120.31
10	C24	422	THR	CA-C-N	-6.93	111.67	121.72
10	C24	422	THR	C-N-CA	-6.93	111.67	121.72

*Continued on next page...*

*Continued from previous page...*

Mol	Chain	Res	Type	Atoms	Z	Observed(°)	Ideal(°)
10	C	1703	ILE	O-C-N	-6.93	115.10	121.89
18	B8	975	ASP	CA-C-N	-6.93	111.96	122.21
18	B8	975	ASP	C-N-CA	-6.93	111.96	122.21
10	C16	420	TYR	CA-C-N	6.92	130.12	120.29
10	C16	420	TYR	C-N-CA	6.92	130.12	120.29
10	C	1061	ASN	CA-C-N	-6.92	104.90	121.80
10	C	1061	ASN	C-N-CA	-6.92	104.90	121.80
10	C8	640	GLN	O-C-N	6.92	129.20	122.07
10	C32	420	TYR	CA-C-N	6.92	130.11	120.29
10	C32	420	TYR	C-N-CA	6.92	130.11	120.29
10	C24	712	LEU	O-C-N	-6.92	112.54	122.36
10	C8	1061	ASN	CA-C-N	-6.92	104.92	121.80
10	C8	1061	ASN	C-N-CA	-6.92	104.92	121.80
12	A48	630	ARG	O-C-N	6.92	130.69	122.94
10	C32	1284	ASP	O-C-N	6.92	130.03	122.15
10	C16	1061	ASN	CA-C-N	-6.91	104.93	121.80
10	C16	1061	ASN	C-N-CA	-6.91	104.93	121.80
14	W	608	SER	O-C-N	6.91	131.31	122.39
18	B8	1666	PRO	O-C-N	-6.91	114.80	123.10
10	C32	712	LEU	O-C-N	-6.91	112.54	122.36
9	K8	967	ASP	CA-C-N	6.91	130.81	120.31
9	K8	967	ASP	C-N-CA	6.91	130.81	120.31
10	C8	1126	ASP	O-C-N	-6.91	113.40	122.59
11	A16	630	ARG	O-C-N	6.91	130.68	122.94
10	C32	1703	ILE	O-C-N	-6.91	115.12	121.89
1	R8	1246	LYS	CA-C-N	-6.91	113.26	120.38
1	R8	1246	LYS	C-N-CA	-6.91	113.26	120.38
9	K8	594	GLY	O-C-N	6.91	128.82	122.19
10	C	1284	ASP	O-C-N	6.91	130.03	122.15
12	A48	631	GLU	O-C-N	-6.91	113.82	123.01
10	C24	420	TYR	CA-C-N	6.90	130.09	120.29
10	C24	420	TYR	C-N-CA	6.90	130.09	120.29
13	V	889	SER	O-C-N	-6.90	114.33	122.89
10	C8	712	LEU	O-C-N	-6.90	112.56	122.36
6	O	180	GLY	CA-C-N	6.90	134.72	121.54
6	O	180	GLY	C-N-CA	6.90	134.72	121.54
6	O8	180	GLY	CA-C-N	6.90	134.72	121.54
6	O8	180	GLY	C-N-CA	6.90	134.72	121.54
10	C16	328	HIS	O-C-N	-6.90	114.81	122.12
18	B8	194	ASN	CA-C-N	-6.90	113.48	123.00
18	B8	194	ASN	C-N-CA	-6.90	113.48	123.00
10	C16	1703	ILE	O-C-N	-6.90	115.13	121.89

*Continued on next page...*

*Continued from previous page...*

Mol	Chain	Res	Type	Atoms	Z	Observed(°)	Ideal(°)
10	C24	1061	ASN	CA-C-N	-6.90	104.97	121.80
10	C24	1061	ASN	C-N-CA	-6.90	104.97	121.80
6	O16	180	GLY	CA-C-N	6.89	134.71	121.54
6	O16	180	GLY	C-N-CA	6.89	134.71	121.54
10	C	640	GLN	O-C-N	6.89	129.17	122.07
18	B8	1270	SER	CA-C-N	6.89	129.40	120.44
18	B8	1270	SER	C-N-CA	6.89	129.40	120.44
18	B	975	ASP	CA-C-N	-6.89	112.01	122.21
18	B	975	ASP	C-N-CA	-6.89	112.01	122.21
18	B	1284	ASN	O-C-N	-6.89	113.17	122.68
10	C8	1284	ASP	O-C-N	6.89	130.00	122.15
1	R	1246	LYS	CA-C-N	-6.88	113.29	120.38
1	R	1246	LYS	C-N-CA	-6.88	113.29	120.38
10	C8	408	GLU	O-C-N	6.88	129.42	122.12
20	E	499	PRO	O-C-N	6.88	124.39	121.15
10	C24	1776	SER	O-C-N	-6.88	113.01	122.30
10	C16	1070	PRO	CA-C-N	6.88	134.69	121.54
10	C16	1070	PRO	C-N-CA	6.88	134.69	121.54
11	A24	159	LYS	CA-C-N	-6.88	109.31	121.70
11	A24	159	LYS	C-N-CA	-6.88	109.31	121.70
10	C32	1776	SER	O-C-N	-6.88	113.01	122.30
10	C24	1284	ASP	O-C-N	6.88	129.99	122.15
10	C16	1284	ASP	O-C-N	6.88	129.99	122.15
11	A24	630	ARG	O-C-N	6.88	130.65	122.94
10	C24	408	GLU	O-C-N	6.88	129.41	122.12
18	B8	823	GLU	CA-C-N	6.88	127.16	119.32
18	B8	823	GLU	C-N-CA	6.88	127.16	119.32
10	C24	1703	ILE	O-C-N	-6.88	115.15	121.89
10	C24	1070	PRO	CA-C-N	6.87	134.66	121.54
10	C24	1070	PRO	C-N-CA	6.87	134.66	121.54
18	B8	499	ILE	O-C-N	-6.87	115.19	122.68
10	C32	1507	LEU	CA-C-N	6.87	134.67	121.54
10	C32	1507	LEU	C-N-CA	6.87	134.67	121.54
19	48	52	SER	O-C-N	-6.87	113.45	122.59
10	C32	1070	PRO	CA-C-N	6.87	134.66	121.54
10	C32	1070	PRO	C-N-CA	6.87	134.66	121.54
10	C16	1507	LEU	CA-C-N	6.87	134.65	121.54
10	C16	1507	LEU	C-N-CA	6.87	134.65	121.54
18	B	194	ASN	CA-C-N	-6.86	113.53	123.00
18	B	194	ASN	C-N-CA	-6.86	113.53	123.00
19	4	52	SER	O-C-N	-6.86	113.46	122.59
20	E	428	GLY	CA-C-N	6.86	128.42	119.84

*Continued on next page...*



*Continued from previous page...*

Mol	Chain	Res	Type	Atoms	Z	Observed(°)	Ideal(°)
20	E	428	GLY	C-N-CA	6.86	128.42	119.84
1	R16	1293	CYS	O-C-N	-6.86	115.04	121.35
10	C	408	GLU	O-C-N	6.86	129.39	122.12
18	B8	156	ALA	CA-C-N	6.86	126.66	119.05
18	B8	156	ALA	C-N-CA	6.86	126.66	119.05
20	E	446	PRO	O-C-N	-6.86	113.39	122.64
10	C16	538	PHE	O-C-N	-6.85	114.59	123.02
20	E8	446	PRO	O-C-N	-6.85	113.39	122.64
18	B8	1284	ASN	O-C-N	-6.85	113.22	122.68
10	C24	1507	LEU	CA-C-N	6.85	134.62	121.54
10	C24	1507	LEU	C-N-CA	6.85	134.62	121.54
10	C	727	THR	CA-C-N	-6.85	110.88	121.02
10	C	727	THR	C-N-CA	-6.85	110.88	121.02
10	C	1126	ASP	O-C-N	-6.85	113.48	122.59
15	J	638	ASP	CA-C-N	6.84	129.34	120.44
15	J	638	ASP	C-N-CA	6.84	129.34	120.44
10	C32	1126	ASP	O-C-N	-6.84	113.49	122.59
18	B	1635	GLY	O-C-N	-6.84	115.02	122.54
12	A48	159	LYS	CA-C-N	-6.84	109.38	121.70
12	A48	159	LYS	C-N-CA	-6.84	109.38	121.70
10	C8	1776	SER	O-C-N	-6.84	113.07	122.30
11	A32	631	GLU	O-C-N	-6.84	113.91	123.01
10	C32	538	PHE	O-C-N	-6.84	114.61	123.02
9	K	594	GLY	O-C-N	6.84	128.75	122.19
10	C	1070	PRO	CA-C-N	6.84	134.60	121.54
10	C	1070	PRO	C-N-CA	6.84	134.60	121.54
20	E8	428	GLY	CA-C-N	6.83	128.38	119.84
20	E8	428	GLY	C-N-CA	6.83	128.38	119.84
11	A40	159	LYS	CA-C-N	-6.83	109.40	121.70
11	A40	159	LYS	C-N-CA	-6.83	109.40	121.70
18	B8	1132	TRP	O-C-N	-6.83	113.50	122.59
12	A	630	ARG	O-C-N	6.83	130.59	122.94
1	R8	1293	CYS	O-C-N	-6.83	115.07	121.35
10	C16	727	THR	CA-C-N	-6.83	110.91	121.02
10	C16	727	THR	C-N-CA	-6.83	110.91	121.02
12	A	631	GLU	O-C-N	-6.83	113.93	123.01
10	C16	1126	ASP	O-C-N	-6.83	113.51	122.59
10	C24	727	THR	CA-C-N	-6.83	110.92	121.02
10	C24	727	THR	C-N-CA	-6.83	110.92	121.02
18	B	1132	TRP	O-C-N	-6.83	113.51	122.59
10	C	1507	LEU	CA-C-N	6.82	134.57	121.54
10	C	1507	LEU	C-N-CA	6.82	134.57	121.54

*Continued on next page...*

*Continued from previous page...*

Mol	Chain	Res	Type	Atoms	Z	Observed(°)	Ideal(°)
10	C8	538	PHE	O-C-N	-6.82	114.63	123.02
12	A	159	LYS	CA-C-N	-6.82	109.42	121.70
12	A	159	LYS	C-N-CA	-6.82	109.42	121.70
18	B	823	GLU	CA-C-N	6.82	127.09	119.32
18	B	823	GLU	C-N-CA	6.82	127.09	119.32
11	A24	631	GLU	O-C-N	-6.81	113.95	123.01
10	C24	1126	ASP	O-C-N	-6.81	113.53	122.59
10	C24	1596	GLU	O-C-N	-6.81	115.30	123.13
10	C8	1070	PRO	CA-C-N	6.81	134.55	121.54
10	C8	1070	PRO	C-N-CA	6.81	134.55	121.54
10	C8	1596	GLU	O-C-N	-6.81	115.30	123.13
18	B8	1637	VAL	O-C-N	-6.81	115.47	123.03
19	48	68	GLY	O-C-N	-6.81	113.85	122.70
1	R	1293	CYS	O-C-N	-6.81	115.09	121.35
2	M	758	GLU	CA-C-N	6.81	134.54	121.54
2	M	758	GLU	C-N-CA	6.81	134.54	121.54
15	J	687	SER	CA-C-N	6.81	128.35	119.84
15	J	687	SER	C-N-CA	6.81	128.35	119.84
10	C8	1507	LEU	CA-C-N	6.81	134.54	121.54
10	C8	1507	LEU	C-N-CA	6.81	134.54	121.54
10	C	1776	SER	O-C-N	-6.80	113.12	122.30
10	C32	727	THR	CA-C-N	-6.80	110.95	121.02
10	C32	727	THR	C-N-CA	-6.80	110.95	121.02
10	C	538	PHE	O-C-N	-6.80	114.66	123.02
10	C16	1776	SER	O-C-N	-6.80	113.12	122.30
16	A8	159	LYS	CA-C-N	-6.79	109.47	121.70
16	A8	159	LYS	C-N-CA	-6.79	109.47	121.70
10	C32	1596	GLU	O-C-N	-6.79	115.32	123.13
19	4	68	GLY	O-C-N	-6.79	113.87	122.70
2	M8	758	GLU	CA-C-N	6.78	134.50	121.54
2	M8	758	GLU	C-N-CA	6.78	134.50	121.54
11	A40	631	GLU	O-C-N	-6.78	113.99	123.01
10	C	1621	LYS	O-C-N	-6.78	114.31	122.11
18	B	156	ALA	CA-C-N	6.78	126.57	119.05
18	B	156	ALA	C-N-CA	6.78	126.57	119.05
10	C16	1596	GLU	O-C-N	-6.78	115.34	123.13
11	A16	631	GLU	O-C-N	-6.77	114.00	123.01
18	B8	680	SER	CA-C-N	6.77	134.68	121.41
18	B8	680	SER	C-N-CA	6.77	134.68	121.41
10	C	1596	GLU	O-C-N	-6.77	115.35	123.13
10	C32	1621	LYS	O-C-N	-6.76	114.33	122.11
1	R16	1203	SER	O-C-N	-6.76	114.79	122.09

*Continued on next page...*



*Continued from previous page...*

Mol	Chain	Res	Type	Atoms	Z	Observed(°)	Ideal(°)
18	B	499	ILE	O-C-N	-6.76	115.31	122.68
18	B	1791	VAL	O-C-N	-6.76	114.12	122.57
18	B	1637	VAL	O-C-N	-6.76	115.53	123.03
18	B8	1635	GLY	O-C-N	-6.76	115.10	122.54
9	K8	1048	GLN	O-C-N	-6.76	113.60	122.59
18	B	680	SER	CA-C-N	6.75	134.65	121.41
18	B	680	SER	C-N-CA	6.75	134.65	121.41
2	M16	758	GLU	CA-C-N	6.75	134.43	121.54
2	M16	758	GLU	C-N-CA	6.75	134.43	121.54
10	C24	538	PHE	O-C-N	-6.75	114.72	123.02
13	V	872	ASP	O-C-N	-6.75	110.19	122.34
18	B	1943	HIS	CA-C-N	6.75	130.00	120.28
18	B	1943	HIS	C-N-CA	6.75	130.00	120.28
10	C	1127	THR	O-C-N	-6.74	113.63	122.39
10	C8	1621	LYS	O-C-N	-6.74	114.36	122.11
10	C24	378	GLU	CA-C-N	6.74	129.31	120.28
10	C24	378	GLU	C-N-CA	6.74	129.31	120.28
18	B8	1791	VAL	O-C-N	-6.74	114.15	122.57
9	K	1048	GLN	O-C-N	-6.74	113.63	122.59
10	C16	1430	ARG	O-C-N	6.73	129.26	122.12
1	R8	1209	GLY	CA-C-N	6.73	134.39	121.54
1	R8	1209	GLY	C-N-CA	6.73	134.39	121.54
10	C8	468	GLU	CA-C-N	6.72	131.69	122.34
10	C8	468	GLU	C-N-CA	6.72	131.69	122.34
10	C	468	GLU	CA-C-N	6.72	131.68	122.34
10	C	468	GLU	C-N-CA	6.72	131.68	122.34
10	C32	1430	ARG	O-C-N	6.72	129.24	122.12
1	R	1209	GLY	CA-C-N	6.72	134.37	121.54
1	R	1209	GLY	C-N-CA	6.72	134.37	121.54
10	C16	468	GLU	CA-C-N	6.71	131.67	122.34
10	C16	468	GLU	C-N-CA	6.71	131.67	122.34
18	B8	510	GLN	O-C-N	-6.71	114.09	122.35
1	R8	1203	SER	O-C-N	-6.71	114.84	122.09
10	C24	1127	THR	O-C-N	-6.71	113.66	122.39
1	R	1203	SER	O-C-N	-6.71	114.84	122.09
10	C16	1621	LYS	O-C-N	-6.71	114.39	122.11
9	K	1280	PHE	CA-C-N	6.70	133.56	121.97
9	K	1280	PHE	C-N-CA	6.70	133.56	121.97
18	B8	1943	HIS	CA-C-N	6.70	129.93	120.28
18	B8	1943	HIS	C-N-CA	6.70	129.93	120.28
10	C32	378	GLU	CA-C-N	6.70	129.26	120.28
10	C32	378	GLU	C-N-CA	6.70	129.26	120.28

*Continued on next page...*

*Continued from previous page...*

Mol	Chain	Res	Type	Atoms	Z	Observed(°)	Ideal(°)
10	C24	468	GLU	CA-C-N	6.70	131.65	122.34
10	C24	468	GLU	C-N-CA	6.70	131.65	122.34
10	C32	468	GLU	CA-C-N	6.70	131.65	122.34
10	C32	468	GLU	C-N-CA	6.70	131.65	122.34
10	C8	1127	THR	O-C-N	-6.70	113.69	122.39
21	H24	181	MET	CA-C-N	6.69	130.86	120.75
21	H24	181	MET	C-N-CA	6.69	130.86	120.75
10	C24	1430	ARG	O-C-N	6.69	129.21	122.12
9	K8	1280	PHE	CA-C-N	6.69	133.54	121.97
9	K8	1280	PHE	C-N-CA	6.69	133.54	121.97
18	B8	161	SER	CA-C-N	6.69	130.15	120.38
18	B8	161	SER	C-N-CA	6.69	130.15	120.38
1	R16	1209	GLY	CA-C-N	6.69	134.31	121.54
1	R16	1209	GLY	C-N-CA	6.69	134.31	121.54
18	B	510	GLN	O-C-N	-6.69	114.13	122.35
10	C	378	GLU	CA-C-N	6.68	129.24	120.28
10	C	378	GLU	C-N-CA	6.68	129.24	120.28
18	B8	986	ALA	CA-C-N	6.68	134.31	121.54
18	B8	986	ALA	C-N-CA	6.68	134.31	121.54
19	48	62	ASN	CA-C-N	6.68	134.51	121.41
19	48	62	ASN	C-N-CA	6.68	134.51	121.41
21	H	181	MET	CA-C-N	6.68	130.84	120.75
21	H	181	MET	C-N-CA	6.68	130.84	120.75
19	4	62	ASN	CA-C-N	6.68	134.50	121.41
19	4	62	ASN	C-N-CA	6.68	134.50	121.41
18	B8	1786	PRO	CA-C-N	-6.68	108.78	121.54
18	B8	1786	PRO	C-N-CA	-6.68	108.78	121.54
20	E	204	SER	CA-C-N	-6.68	113.16	120.44
20	E	204	SER	C-N-CA	-6.68	113.16	120.44
18	B	161	SER	CA-C-N	6.67	130.12	120.38
18	B	161	SER	C-N-CA	6.67	130.12	120.38
10	C32	421	ARG	O-C-N	-6.67	114.55	122.15
10	C16	1127	THR	O-C-N	-6.67	113.72	122.39
20	E8	204	SER	CA-C-N	-6.67	113.17	120.44
20	E8	204	SER	C-N-CA	-6.67	113.17	120.44
7	Q8	298	SER	CA-C-N	6.67	134.28	121.54
7	Q8	298	SER	C-N-CA	6.67	134.28	121.54
18	B	1707	TRP	CA-C-N	6.67	129.11	120.44
18	B	1707	TRP	C-N-CA	6.67	129.11	120.44
10	C32	1127	THR	O-C-N	-6.67	113.72	122.39
2	M	815	SER	O-C-N	-6.67	115.46	123.13
10	C16	421	ARG	O-C-N	-6.67	114.55	122.15

*Continued on next page...*

*Continued from previous page...*

Mol	Chain	Res	Type	Atoms	Z	Observed(°)	Ideal(°)
21	H16	181	MET	CA-C-N	6.67	130.82	120.75
21	H16	181	MET	C-N-CA	6.67	130.82	120.75
9	K8	1240	SER	O-C-N	-6.67	113.73	122.59
10	C24	1783	TYR	O-C-N	-6.66	114.14	122.20
10	C8	421	ARG	O-C-N	-6.66	114.56	122.15
10	C8	1430	ARG	O-C-N	6.66	129.18	122.12
18	B	1786	PRO	CA-C-N	-6.66	108.82	121.54
18	B	1786	PRO	C-N-CA	-6.66	108.82	121.54
10	C16	378	GLU	CA-C-N	6.66	129.20	120.28
10	C16	378	GLU	C-N-CA	6.66	129.20	120.28
21	H24	139	ASP	O-C-N	6.66	129.46	121.60
10	C	1783	TYR	O-C-N	-6.66	114.15	122.20
5	P16	20	GLU	O-C-N	-6.65	113.74	122.59
10	C24	421	ARG	O-C-N	-6.65	114.57	122.15
15	J	723	GLN	O-C-N	-6.65	114.09	122.27
2	M16	815	SER	CA-C-N	6.65	131.33	120.63
2	M16	815	SER	C-N-CA	6.65	131.33	120.63
10	C8	1783	TYR	O-C-N	-6.65	114.16	122.20
10	C	1430	ARG	O-C-N	6.64	129.16	122.12
11	A40	467	SER	O-C-N	-6.64	114.45	122.22
2	M	815	SER	CA-C-N	6.64	131.32	120.63
2	M	815	SER	C-N-CA	6.64	131.32	120.63
7	Q16	298	SER	CA-C-N	6.64	134.22	121.54
7	Q16	298	SER	C-N-CA	6.64	134.22	121.54
11	A24	467	SER	O-C-N	-6.64	114.45	122.22
10	C8	1506	LYS	CA-C-N	-6.64	110.63	122.32
10	C8	1506	LYS	C-N-CA	-6.64	110.63	122.32
9	K8	1269	CYS	CA-C-N	6.64	132.09	121.34
9	K8	1269	CYS	C-N-CA	6.64	132.09	121.34
10	C24	1621	LYS	O-C-N	-6.63	114.48	122.11
10	C	421	ARG	O-C-N	-6.63	114.59	122.15
18	B	986	ALA	CA-C-N	6.63	134.21	121.54
18	B	986	ALA	C-N-CA	6.63	134.21	121.54
9	K	1240	SER	O-C-N	-6.63	113.77	122.59
14	W	701	LEU	O-C-N	-6.63	115.23	121.20
18	B8	1707	TRP	CA-C-N	6.63	129.06	120.44
18	B8	1707	TRP	C-N-CA	6.63	129.06	120.44
10	C8	378	GLU	CA-C-N	6.63	129.16	120.28
10	C8	378	GLU	C-N-CA	6.63	129.16	120.28
9	K	1269	CYS	CA-C-N	6.63	132.07	121.34
9	K	1269	CYS	C-N-CA	6.63	132.07	121.34
7	Q	298	SER	CA-C-N	6.62	134.19	121.54

*Continued on next page...*

*Continued from previous page...*

Mol	Chain	Res	Type	Atoms	Z	Observed(°)	Ideal(°)
7	Q	298	SER	C-N-CA	6.62	134.19	121.54
2	M8	815	SER	O-C-N	-6.62	115.52	123.13
9	K	937	ILE	O-C-N	6.62	128.65	121.83
9	K8	937	ILE	O-C-N	6.62	128.65	121.83
21	H24	373	MET	O-C-N	6.62	129.70	122.15
21	H16	139	ASP	O-C-N	6.62	129.41	121.60
10	C32	1783	TYR	O-C-N	-6.62	114.19	122.20
9	K8	989	VAL	O-C-N	6.62	128.29	121.87
2	M16	815	SER	O-C-N	-6.61	115.52	123.13
10	C16	1783	TYR	O-C-N	-6.61	114.20	122.20
14	W	704	THR	CA-C-N	-6.61	110.68	122.32
14	W	704	THR	C-N-CA	-6.61	110.68	122.32
2	M8	815	SER	CA-C-N	6.61	131.28	120.63
2	M8	815	SER	C-N-CA	6.61	131.28	120.63
5	P8	20	GLU	O-C-N	-6.61	113.80	122.59
21	H8	139	ASP	O-C-N	6.61	129.40	121.60
5	P	20	GLU	O-C-N	-6.61	113.80	122.59
9	K	989	VAL	O-C-N	6.61	128.28	121.87
14	W	609	THR	O-C-N	-6.61	115.69	121.31
14	W	709	LEU	O-C-N	-6.60	114.76	122.95
10	C8	404	ASP	O-C-N	6.60	129.12	122.12
10	C16	1506	LYS	CA-C-N	-6.60	110.70	122.32
10	C16	1506	LYS	C-N-CA	-6.60	110.70	122.32
21	H8	181	MET	CA-C-N	6.60	130.71	120.75
21	H8	181	MET	C-N-CA	6.60	130.71	120.75
21	H8	373	MET	O-C-N	6.60	129.67	122.15
9	K8	913	ARG	O-C-N	6.60	129.11	122.12
10	C32	1506	LYS	CA-C-N	-6.60	110.71	122.32
10	C32	1506	LYS	C-N-CA	-6.60	110.71	122.32
10	C16	881	GLU	O-C-N	-6.59	114.91	123.02
10	C24	881	GLU	O-C-N	-6.59	114.91	123.02
10	C	1506	LYS	CA-C-N	-6.59	110.72	122.32
10	C	1506	LYS	C-N-CA	-6.59	110.72	122.32
9	K8	1117	LEU	O-C-N	-6.59	115.71	121.31
18	B	614	MET	CA-C-N	6.59	134.13	121.54
18	B	614	MET	C-N-CA	6.59	134.13	121.54
20	E	207	LEU	CA-C-N	-6.59	110.11	121.97
20	E	207	LEU	C-N-CA	-6.59	110.11	121.97
10	C8	1064	PHE	CA-C-N	6.58	134.11	121.54
10	C8	1064	PHE	C-N-CA	6.58	134.11	121.54
11	A32	467	SER	O-C-N	-6.58	114.52	122.22
12	A	467	SER	O-C-N	-6.58	114.52	122.22

*Continued on next page...*

*Continued from previous page...*

Mol	Chain	Res	Type	Atoms	Z	Observed(°)	Ideal(°)
10	C8	1771	GLN	O-C-N	-6.58	113.39	122.46
21	H	139	ASP	O-C-N	6.58	129.36	121.60
10	C24	1506	LYS	CA-C-N	-6.57	110.75	122.32
10	C24	1506	LYS	C-N-CA	-6.57	110.75	122.32
10	C	104	GLU	O-C-N	-6.57	112.62	122.28
19	48	187	SER	O-C-N	-6.57	113.85	122.59
10	C	626	GLN	O-C-N	-6.57	113.79	122.33
10	C32	881	GLU	O-C-N	-6.57	114.94	123.02
15	J	680	LEU	CA-C-N	-6.57	111.38	120.38
15	J	680	LEU	C-N-CA	-6.57	111.38	120.38
9	K	1117	LEU	O-C-N	-6.57	115.73	121.31
3	N	20	ASP	CA-C-N	6.57	129.08	120.28
3	N	20	ASP	C-N-CA	6.57	129.08	120.28
9	K	913	ARG	O-C-N	6.57	129.08	122.12
18	B8	856	LEU	CA-C-N	6.57	128.05	119.84
18	B8	856	LEU	C-N-CA	6.57	128.05	119.84
21	H16	373	MET	O-C-N	6.57	129.63	122.15
8	L	149	SER	CA-C-N	6.56	124.38	120.24
8	L	149	SER	C-N-CA	6.56	124.38	120.24
10	C16	404	ASP	O-C-N	6.56	129.08	122.12
10	C16	626	GLN	O-C-N	-6.56	113.80	122.33
18	B8	1962	PRO	CA-C-N	6.56	132.81	122.51
18	B8	1962	PRO	C-N-CA	6.56	132.81	122.51
20	E8	207	LEU	CA-C-N	-6.56	110.16	121.97
20	E8	207	LEU	C-N-CA	-6.56	110.16	121.97
6	O8	178	MET	O-C-N	-6.56	113.86	122.59
5	P16	594	ILE	O-C-N	-6.56	115.24	121.87
6	O16	178	MET	O-C-N	-6.56	113.86	122.59
21	H	373	MET	O-C-N	6.56	129.63	122.15
5	P	7	GLU	O-C-N	-6.56	113.87	122.59
10	C24	626	GLN	O-C-N	-6.56	113.81	122.33
10	C	881	GLU	O-C-N	-6.56	114.96	123.02
21	H8	138	GLU	O-C-N	-6.56	113.96	122.61
18	B	1962	PRO	CA-C-N	6.55	132.80	122.51
18	B	1962	PRO	C-N-CA	6.55	132.80	122.51
11	A16	467	SER	O-C-N	-6.55	114.55	122.22
18	B8	1768	ILE	CA-C-N	6.55	131.67	122.36
18	B8	1768	ILE	C-N-CA	6.55	131.67	122.36
10	C	1064	PHE	CA-C-N	6.55	134.05	121.54
10	C	1064	PHE	C-N-CA	6.55	134.05	121.54
18	B8	1289	ASP	CA-C-N	-6.55	112.13	121.50
18	B8	1289	ASP	C-N-CA	-6.55	112.13	121.50

*Continued on next page...*

*Continued from previous page...*

Mol	Chain	Res	Type	Atoms	Z	Observed(°)	Ideal(°)
21	H16	138	GLU	O-C-N	-6.55	113.96	122.61
10	C32	1771	GLN	O-C-N	-6.55	113.42	122.46
7	Q	6	ASP	CA-C-N	-6.55	111.73	122.54
7	Q	6	ASP	C-N-CA	-6.55	111.73	122.54
12	A48	467	SER	O-C-N	-6.55	114.56	122.22
7	Q8	6	ASP	CA-C-N	-6.55	111.74	122.54
7	Q8	6	ASP	C-N-CA	-6.55	111.74	122.54
18	B	1115	VAL	CA-C-N	6.55	134.04	121.54
18	B	1115	VAL	C-N-CA	6.55	134.04	121.54
10	C32	104	GLU	O-C-N	-6.55	112.66	122.28
1	R	1460	MET	CA-C-N	6.54	129.43	120.46
1	R	1460	MET	C-N-CA	6.54	129.43	120.46
7	Q16	6	ASP	CA-C-N	-6.54	111.74	122.54
7	Q16	6	ASP	C-N-CA	-6.54	111.74	122.54
10	C	1270	SER	CA-C-N	6.54	130.71	121.02
10	C	1270	SER	C-N-CA	6.54	130.71	121.02
10	C24	1543	GLU	CA-C-N	6.54	134.23	121.41
10	C24	1543	GLU	C-N-CA	6.54	134.23	121.41
19	4	187	SER	O-C-N	-6.54	113.89	122.59
22	I8	270	GLU	O-C-N	6.54	128.81	122.07
10	C32	1064	PHE	CA-C-N	6.54	134.03	121.54
10	C32	1064	PHE	C-N-CA	6.54	134.03	121.54
10	C24	1064	PHE	CA-C-N	6.54	134.03	121.54
10	C24	1064	PHE	C-N-CA	6.54	134.03	121.54
18	B8	614	MET	CA-C-N	6.54	134.03	121.54
18	B8	614	MET	C-N-CA	6.54	134.03	121.54
10	C32	626	GLN	O-C-N	-6.54	113.83	122.33
18	B	1768	ILE	CA-C-N	6.54	131.64	122.36
18	B	1768	ILE	C-N-CA	6.54	131.64	122.36
21	H	138	GLU	O-C-N	-6.53	113.99	122.61
6	O	178	MET	O-C-N	-6.53	113.91	122.59
1	R16	1460	MET	CA-C-N	6.53	129.40	120.46
1	R16	1460	MET	C-N-CA	6.53	129.40	120.46
10	C	404	ASP	O-C-N	6.53	129.04	122.12
18	B	1289	ASP	CA-C-N	-6.53	112.17	121.50
18	B	1289	ASP	C-N-CA	-6.53	112.17	121.50
1	R8	1460	MET	CA-C-N	6.52	129.40	120.46
1	R8	1460	MET	C-N-CA	6.52	129.40	120.46
8	L8	149	SER	CA-C-N	6.52	124.35	120.24
8	L8	149	SER	C-N-CA	6.52	124.35	120.24
18	B8	1115	VAL	CA-C-N	6.52	134.00	121.54
18	B8	1115	VAL	C-N-CA	6.52	134.00	121.54

*Continued on next page...*



*Continued from previous page...*

Mol	Chain	Res	Type	Atoms	Z	Observed(°)	Ideal(°)
7	Q16	352	TRP	CA-C-N	6.52	132.26	122.68
7	Q16	352	TRP	C-N-CA	6.52	132.26	122.68
10	C8	104	GLU	O-C-N	-6.52	112.70	122.28
10	C16	1064	PHE	CA-C-N	6.51	133.98	121.54
10	C16	1064	PHE	C-N-CA	6.51	133.98	121.54
10	C16	1771	GLN	O-C-N	-6.51	113.47	122.46
10	C8	1270	SER	CA-C-N	6.51	130.66	121.02
10	C8	1270	SER	C-N-CA	6.51	130.66	121.02
5	P	594	ILE	O-C-N	-6.51	115.30	121.87
5	P16	7	GLU	O-C-N	-6.51	113.93	122.59
22	I16	270	GLU	O-C-N	6.51	128.77	122.07
2	M	335	ALA	CA-C-N	-6.50	110.91	120.28
2	M	335	ALA	C-N-CA	-6.50	110.91	120.28
5	P8	7	GLU	O-C-N	-6.50	113.94	122.59
5	P8	594	ILE	O-C-N	-6.50	115.30	121.87
7	Q	352	TRP	CA-C-N	6.50	132.24	122.68
7	Q	352	TRP	C-N-CA	6.50	132.24	122.68
19	48	193	LEU	CA-C-N	-6.50	112.85	122.41
19	48	193	LEU	C-N-CA	-6.50	112.85	122.41
3	N8	20	ASP	CA-C-N	6.50	128.99	120.28
3	N8	20	ASP	C-N-CA	6.50	128.99	120.28
3	N16	20	ASP	CA-C-N	6.50	128.99	120.28
3	N16	20	ASP	C-N-CA	6.50	128.99	120.28
10	C	1771	GLN	O-C-N	-6.50	113.49	122.46
22	I	270	GLU	O-C-N	6.50	128.76	122.07
10	C24	1771	GLN	O-C-N	-6.49	113.50	122.46
10	C32	404	ASP	O-C-N	6.49	129.00	122.12
18	B8	196	ASP	CA-C-N	6.49	128.97	120.60
18	B8	196	ASP	C-N-CA	6.49	128.97	120.60
19	4	193	LEU	CA-C-N	-6.49	112.87	122.41
19	4	193	LEU	C-N-CA	-6.49	112.87	122.41
10	C24	404	ASP	O-C-N	6.49	129.00	122.12
17	F16	71	GLU	O-C-N	-6.49	113.96	122.59
10	C16	679	ARG	CA-C-N	6.49	130.03	120.95
10	C16	679	ARG	C-N-CA	6.49	130.03	120.95
10	C16	1543	GLU	CA-C-N	6.49	134.12	121.41
10	C16	1543	GLU	C-N-CA	6.49	134.12	121.41
10	C32	1270	SER	CA-C-N	6.49	130.62	121.02
10	C32	1270	SER	C-N-CA	6.49	130.62	121.02
10	C24	1270	SER	CA-C-N	6.48	130.61	121.02
10	C24	1270	SER	C-N-CA	6.48	130.61	121.02
10	C32	1543	GLU	CA-C-N	6.48	134.12	121.41

*Continued on next page...*

*Continued from previous page...*

Mol	Chain	Res	Type	Atoms	Z	Observed(°)	Ideal(°)
10	C32	1543	GLU	C-N-CA	6.48	134.12	121.41
2	M16	335	ALA	CA-C-N	-6.48	110.95	120.28
2	M16	335	ALA	C-N-CA	-6.48	110.95	120.28
8	L16	149	SER	CA-C-N	6.48	124.32	120.24
8	L16	149	SER	C-N-CA	6.48	124.32	120.24
2	M8	335	ALA	CA-C-N	-6.48	110.95	120.28
2	M8	335	ALA	C-N-CA	-6.48	110.95	120.28
10	C24	1223	ASP	CA-C-N	6.48	131.32	122.19
10	C24	1223	ASP	C-N-CA	6.48	131.32	122.19
18	B	1787	LYS	CA-C-N	6.48	133.63	121.97
18	B	1787	LYS	C-N-CA	6.48	133.63	121.97
21	H24	138	GLU	O-C-N	-6.48	114.06	122.61
10	C16	1270	SER	CA-C-N	6.47	130.60	121.02
10	C16	1270	SER	C-N-CA	6.47	130.60	121.02
17	F8	71	GLU	O-C-N	-6.47	113.98	122.59
14	W	608	SER	CA-C-N	-6.47	112.14	121.20
14	W	608	SER	C-N-CA	-6.47	112.14	121.20
17	F24	71	GLU	O-C-N	-6.47	113.98	122.59
10	C32	1066	SER	CA-C-N	6.47	133.90	121.54
10	C32	1066	SER	C-N-CA	6.47	133.90	121.54
10	C16	104	GLU	O-C-N	-6.47	112.77	122.28
10	C8	881	GLU	O-C-N	-6.47	115.06	123.02
22	I24	270	GLU	O-C-N	6.47	128.73	122.07
10	C32	1600	GLY	O-C-N	-6.46	115.49	122.73
7	Q8	352	TRP	CA-C-N	6.46	132.18	122.68
7	Q8	352	TRP	C-N-CA	6.46	132.18	122.68
10	C24	679	ARG	CA-C-N	6.46	129.99	120.95
10	C24	679	ARG	C-N-CA	6.46	129.99	120.95
10	C24	104	GLU	O-C-N	-6.46	112.79	122.28
10	C8	1036	SER	CA-C-N	6.46	130.00	120.90
10	C8	1036	SER	C-N-CA	6.46	130.00	120.90
18	B	856	LEU	CA-C-N	6.46	127.91	119.84
18	B	856	LEU	C-N-CA	6.46	127.91	119.84
18	B8	1787	LYS	CA-C-N	6.46	133.59	121.97
18	B8	1787	LYS	C-N-CA	6.46	133.59	121.97
10	C	679	ARG	CA-C-N	6.45	129.99	120.95
10	C	679	ARG	C-N-CA	6.45	129.99	120.95
18	B	1288	GLY	CA-C-N	6.45	133.87	121.54
18	B	1288	GLY	C-N-CA	6.45	133.87	121.54
10	C32	679	ARG	CA-C-N	6.45	129.99	120.95
10	C32	679	ARG	C-N-CA	6.45	129.99	120.95
18	B	196	ASP	CA-C-N	6.45	128.92	120.60

*Continued on next page...*



*Continued from previous page...*

Mol	Chain	Res	Type	Atoms	Z	Observed(°)	Ideal(°)
18	B	196	ASP	C-N-CA	6.45	128.92	120.60
21	H8	317	ALA	CA-C-N	-6.45	112.48	122.16
21	H8	317	ALA	C-N-CA	-6.45	112.48	122.16
10	C24	1445	THR	O-C-N	-6.45	113.02	122.43
10	C	1445	THR	O-C-N	-6.45	113.02	122.43
10	C	1036	SER	CA-C-N	6.44	129.99	120.90
10	C	1036	SER	C-N-CA	6.44	129.99	120.90
18	B	1288	GLY	O-C-N	-6.44	114.33	122.70
18	B	1792	SER	CA-C-N	6.44	133.57	121.97
18	B	1792	SER	C-N-CA	6.44	133.57	121.97
10	C16	1066	SER	CA-C-N	6.44	133.84	121.54
10	C16	1066	SER	C-N-CA	6.44	133.84	121.54
20	E	430	ALA	O-C-N	-6.44	112.11	122.41
22	I16	369	HIS	O-C-N	-6.44	113.92	121.32
9	K	1215	GLY	O-C-N	-6.44	115.33	121.77
18	B8	1792	SER	CA-C-N	6.44	133.56	121.97
18	B8	1792	SER	C-N-CA	6.44	133.56	121.97
10	C24	1066	SER	CA-C-N	6.43	133.83	121.54
10	C24	1066	SER	C-N-CA	6.43	133.83	121.54
10	C8	1066	SER	CA-C-N	6.43	133.83	121.54
10	C8	1066	SER	C-N-CA	6.43	133.83	121.54
10	C8	1445	THR	O-C-N	-6.43	113.03	122.43
17	F	71	GLU	O-C-N	-6.43	114.04	122.59
18	B8	972	GLU	O-C-N	-6.43	113.88	122.43
2	M	755	THR	O-C-N	-6.43	115.21	122.93
9	K8	1215	GLY	O-C-N	-6.43	115.34	121.77
10	C24	716	THR	O-C-N	-6.43	114.04	122.59
10	C16	1600	GLY	O-C-N	-6.43	115.53	122.73
21	H16	317	ALA	CA-C-N	-6.43	112.52	122.16
21	H16	317	ALA	C-N-CA	-6.43	112.52	122.16
10	C8	1543	GLU	CA-C-N	6.42	134.00	121.41
10	C8	1543	GLU	C-N-CA	6.42	134.00	121.41
17	F24	79	ALA	CA-C-N	6.42	133.26	121.70
17	F24	79	ALA	C-N-CA	6.42	133.26	121.70
13	V	816	LYS	O-C-N	6.42	129.47	122.15
18	B	1311	TRP	CA-C-N	6.42	128.89	120.28
18	B	1311	TRP	C-N-CA	6.42	128.89	120.28
10	C16	1223	ASP	CA-C-N	6.42	131.25	122.19
10	C16	1223	ASP	C-N-CA	6.42	131.25	122.19
20	E8	430	ALA	O-C-N	-6.42	112.14	122.41
10	C16	1036	SER	CA-C-N	6.42	129.95	120.90
10	C16	1036	SER	C-N-CA	6.42	129.95	120.90

*Continued on next page...*

*Continued from previous page...*

Mol	Chain	Res	Type	Atoms	Z	Observed(°)	Ideal(°)
18	B8	509	SER	O-C-N	-6.42	114.06	122.59
18	B8	1127	PRO	O-C-N	-6.42	113.89	121.46
18	B8	1288	GLY	CA-C-N	6.42	133.80	121.54
18	B8	1288	GLY	C-N-CA	6.42	133.80	121.54
10	C8	679	ARG	CA-C-N	6.42	129.93	120.95
10	C8	679	ARG	C-N-CA	6.42	129.93	120.95
18	B8	1311	TRP	CA-C-N	6.42	128.88	120.28
18	B8	1311	TRP	C-N-CA	6.42	128.88	120.28
18	B	1127	PRO	O-C-N	-6.42	113.89	121.46
10	C	1066	SER	CA-C-N	6.41	133.79	121.54
10	C	1066	SER	C-N-CA	6.41	133.79	121.54
10	C24	1058	GLU	CA-C-N	-6.41	112.19	120.65
10	C24	1058	GLU	C-N-CA	-6.41	112.19	120.65
18	B8	316	LEU	O-C-N	-6.41	114.49	122.82
18	B8	1660	SER	O-C-N	6.41	129.72	122.22
2	M16	755	THR	O-C-N	-6.41	115.24	122.93
22	I24	369	HIS	O-C-N	-6.41	113.95	121.32
2	M8	755	THR	O-C-N	-6.41	115.24	122.93
10	C16	1445	THR	O-C-N	-6.41	113.08	122.43
10	C32	1223	ASP	CA-C-N	6.41	131.22	122.19
10	C32	1223	ASP	C-N-CA	6.41	131.22	122.19
10	C	1600	GLY	O-C-N	-6.40	115.56	122.73
17	F16	79	ALA	CA-C-N	6.40	133.22	121.70
17	F16	79	ALA	C-N-CA	6.40	133.22	121.70
18	B	509	SER	O-C-N	-6.40	114.08	122.59
24	D40	277	GLN	OE1-CD-NE2	-6.40	116.20	122.60
18	B	316	LEU	O-C-N	-6.40	114.50	122.82
2	M	456	ARG	O-C-N	6.40	129.44	122.15
10	C24	1052	PHE	CA-C-N	6.40	133.95	121.41
10	C24	1052	PHE	C-N-CA	6.40	133.95	121.41
21	H24	317	ALA	CA-C-N	-6.40	112.56	122.16
21	H24	317	ALA	C-N-CA	-6.40	112.56	122.16
19	48	50	THR	CA-C-N	-6.40	111.85	119.84
19	48	50	THR	C-N-CA	-6.40	111.85	119.84
21	H	317	ALA	CA-C-N	-6.40	112.57	122.16
21	H	317	ALA	C-N-CA	-6.40	112.57	122.16
10	C8	1600	GLY	O-C-N	-6.39	115.57	122.73
18	B8	1480	HIS	O-C-N	-6.39	114.51	122.82
10	C32	1445	THR	O-C-N	-6.39	113.09	122.43
10	C	1223	ASP	CA-C-N	6.39	131.21	122.19
10	C	1223	ASP	C-N-CA	6.39	131.21	122.19
10	C8	1223	ASP	CA-C-N	6.39	131.20	122.19

*Continued on next page...*

*Continued from previous page...*

Mol	Chain	Res	Type	Atoms	Z	Observed(°)	Ideal(°)
10	C8	1223	ASP	C-N-CA	6.39	131.20	122.19
18	B	972	GLU	O-C-N	-6.39	113.93	122.43
9	K8	1221	THR	CA-C-N	-6.39	110.11	121.81
9	K8	1221	THR	C-N-CA	-6.39	110.11	121.81
17	F	79	ALA	CA-C-N	6.39	133.20	121.70
17	F	79	ALA	C-N-CA	6.39	133.20	121.70
11	A32	124	ASN	O-C-N	-6.39	115.19	122.09
10	C24	1036	SER	CA-C-N	6.39	129.91	120.90
10	C24	1036	SER	C-N-CA	6.39	129.91	120.90
24	D24	277	GLN	OE1-CD-NE2	-6.39	116.21	122.60
9	K	1177	GLN	O-C-N	-6.38	113.65	122.46
19	48	196	GLY	O-C-N	-6.38	114.40	122.70
10	C32	530	THR	O-C-N	-6.38	114.57	122.68
10	C	1449	GLU	O-C-N	6.38	129.43	122.15
18	B8	199	LEU	O-C-N	6.38	130.12	122.27
10	C32	1036	SER	CA-C-N	6.38	129.89	120.90
10	C32	1036	SER	C-N-CA	6.38	129.89	120.90
13	V	869	TYR	O-C-N	-6.38	114.04	122.33
22	I	369	HIS	O-C-N	-6.38	113.99	121.32
11	A16	124	ASN	O-C-N	-6.37	115.21	122.09
19	4	196	GLY	O-C-N	-6.37	114.42	122.70
22	I8	369	HIS	O-C-N	-6.37	113.99	121.32
7	Q16	218	LYS	O-C-N	-6.37	115.18	123.02
10	C16	1058	GLU	CA-C-N	-6.37	112.24	120.65
10	C16	1058	GLU	C-N-CA	-6.37	112.24	120.65
10	C8	1052	PHE	CA-C-N	6.37	133.90	121.41
10	C8	1052	PHE	C-N-CA	6.37	133.90	121.41
10	C32	1052	PHE	CA-C-N	6.37	133.90	121.41
10	C32	1052	PHE	C-N-CA	6.37	133.90	121.41
10	C32	716	THR	O-C-N	-6.37	114.12	122.59
10	C32	1058	GLU	CA-C-N	-6.37	112.25	120.65
10	C32	1058	GLU	C-N-CA	-6.37	112.25	120.65
10	C24	1600	GLY	O-C-N	-6.36	115.60	122.73
24	D8	277	GLN	OE1-CD-NE2	-6.36	116.24	122.60
2	M8	456	ARG	O-C-N	6.36	129.40	122.15
18	B	199	LEU	O-C-N	6.36	130.09	122.27
18	B	1480	HIS	O-C-N	-6.36	114.55	122.82
10	C16	1052	PHE	CA-C-N	6.36	133.87	121.41
10	C16	1052	PHE	C-N-CA	6.36	133.87	121.41
18	B8	1714	MET	CA-C-N	6.36	128.80	120.28
18	B8	1714	MET	C-N-CA	6.36	128.80	120.28
9	K8	1177	GLN	O-C-N	-6.35	113.69	122.46

*Continued on next page...*

*Continued from previous page...*

Mol	Chain	Res	Type	Atoms	Z	Observed(°)	Ideal(°)
10	C16	716	THR	O-C-N	-6.35	114.14	122.59
12	A	335	ASP	CA-C-N	6.35	130.76	120.60
12	A	335	ASP	C-N-CA	6.35	130.76	120.60
2	M	202	LYS	CA-C-N	-6.35	113.42	119.90
2	M	202	LYS	C-N-CA	-6.35	113.42	119.90
7	Q16	295	SER	O-C-N	-6.35	115.50	123.05
20	E8	493	TRP	O-C-N	-6.35	114.90	122.27
9	K	1221	THR	CA-C-N	-6.35	110.19	121.81
9	K	1221	THR	C-N-CA	-6.35	110.19	121.81
10	C16	530	THR	O-C-N	-6.35	114.62	122.68
19	4	50	THR	CA-C-N	-6.35	111.91	119.84
19	4	50	THR	C-N-CA	-6.35	111.91	119.84
17	F8	79	ALA	CA-C-N	6.35	133.12	121.70
17	F8	79	ALA	C-N-CA	6.35	133.12	121.70
2	M	625	HIS	O-C-N	6.34	126.37	121.23
7	Q	218	LYS	O-C-N	-6.34	115.22	123.02
11	A24	335	ASP	CA-C-N	6.34	130.75	120.60
11	A24	335	ASP	C-N-CA	6.34	130.75	120.60
13	V	805	LEU	O-C-N	6.34	129.38	122.15
20	E	493	TRP	O-C-N	-6.34	114.92	122.27
23	J16	726	GLY	CA-C-N	-6.34	112.95	119.98
23	J16	726	GLY	C-N-CA	-6.34	112.95	119.98
10	C16	1666	LYS	O-C-N	-6.33	115.81	123.29
18	B	671	MET	O-C-N	-6.33	114.58	122.82
7	Q16	222	PHE	CA-C-N	6.33	133.64	121.54
7	Q16	222	PHE	C-N-CA	6.33	133.64	121.54
10	C	716	THR	O-C-N	-6.33	114.17	122.59
12	A48	335	ASP	CA-C-N	6.33	130.73	120.60
12	A48	335	ASP	C-N-CA	6.33	130.73	120.60
2	M16	456	ARG	O-C-N	6.33	129.37	122.15
7	Q8	218	LYS	O-C-N	-6.33	115.23	123.02
10	C8	1058	GLU	CA-C-N	-6.33	112.29	120.65
10	C8	1058	GLU	C-N-CA	-6.33	112.29	120.65
2	M16	202	LYS	CA-C-N	-6.33	113.44	119.90
2	M16	202	LYS	C-N-CA	-6.33	113.44	119.90
7	Q8	222	PHE	CA-C-N	6.33	133.63	121.54
7	Q8	222	PHE	C-N-CA	6.33	133.63	121.54
3	N16	181	SER	CA-C-N	6.33	126.55	122.18
3	N16	181	SER	C-N-CA	6.33	126.55	122.18
10	C	1052	PHE	CA-C-N	6.33	133.81	121.41
10	C	1052	PHE	C-N-CA	6.33	133.81	121.41
8	L8	973	THR	CA-C-N	6.33	133.09	121.70

*Continued on next page...*

*Continued from previous page...*

Mol	Chain	Res	Type	Atoms	Z	Observed(°)	Ideal(°)
8	L8	973	THR	C-N-CA	6.33	133.09	121.70
10	C8	1161	PHE	CA-C-N	-6.33	111.93	119.84
10	C8	1161	PHE	C-N-CA	-6.33	111.93	119.84
10	C32	1795	ASP	CA-C-N	6.33	128.66	120.44
10	C32	1795	ASP	C-N-CA	6.33	128.66	120.44
11	A16	335	ASP	CA-C-N	6.32	130.71	120.60
11	A16	335	ASP	C-N-CA	6.32	130.71	120.60
18	B8	1288	GLY	O-C-N	-6.32	114.49	122.70
10	C8	1449	GLU	O-C-N	6.32	129.35	122.15
10	C	1058	GLU	CA-C-N	-6.32	112.31	120.65
10	C	1058	GLU	C-N-CA	-6.32	112.31	120.65
18	B	1660	SER	O-C-N	6.32	129.61	122.22
18	B	1961	TYR	CA-C-N	-6.32	113.01	119.83
18	B	1961	TYR	C-N-CA	-6.32	113.01	119.83
7	Q	222	PHE	CA-C-N	6.31	133.60	121.54
7	Q	222	PHE	C-N-CA	6.31	133.60	121.54
10	C32	1721	GLN	O-C-N	6.31	130.89	122.43
7	Q8	295	SER	O-C-N	-6.31	115.54	123.05
18	B	1714	MET	CA-C-N	6.31	128.73	120.28
18	B	1714	MET	C-N-CA	6.31	128.73	120.28
18	B8	1787	LYS	O-C-N	-6.31	114.20	122.59
10	C24	1666	LYS	O-C-N	-6.30	115.85	123.29
8	L16	973	THR	CA-C-N	6.30	133.04	121.70
8	L16	973	THR	C-N-CA	6.30	133.04	121.70
10	C16	1449	GLU	O-C-N	6.30	129.33	122.15
10	C24	1721	GLN	O-C-N	6.30	130.87	122.43
23	J8	726	GLY	CA-C-N	-6.30	112.99	119.98
23	J8	726	GLY	C-N-CA	-6.30	112.99	119.98
24	D	277	GLN	OE1-CD-NE2	-6.30	116.30	122.60
24	D16	277	GLN	OE1-CD-NE2	-6.30	116.30	122.60
3	N	181	SER	CA-C-N	6.29	126.52	122.18
3	N	181	SER	C-N-CA	6.29	126.52	122.18
14	W	593	GLY	O-C-N	-6.29	115.47	121.77
7	Q	295	SER	O-C-N	-6.29	115.56	123.05
18	B	1787	LYS	O-C-N	-6.29	114.22	122.59
18	B8	671	MET	O-C-N	-6.29	114.64	122.82
18	B8	1785	LYS	O-C-N	-6.29	114.09	121.32
9	K	1233	ARG	O-C-N	-6.29	115.06	123.23
10	C24	1546	ASN	CA-C-N	6.29	129.56	120.38
10	C24	1546	ASN	C-N-CA	6.29	129.56	120.38
18	B8	1961	TYR	CA-C-N	-6.29	113.04	119.83
18	B8	1961	TYR	C-N-CA	-6.29	113.04	119.83

*Continued on next page...*

*Continued from previous page...*

Mol	Chain	Res	Type	Atoms	Z	Observed(°)	Ideal(°)
3	N8	181	SER	CA-C-N	6.28	126.52	122.18
3	N8	181	SER	C-N-CA	6.28	126.52	122.18
10	C16	1499	ASN	O-C-N	-6.28	114.23	122.59
10	C16	1546	ASN	CA-C-N	6.28	129.55	120.38
10	C16	1546	ASN	C-N-CA	6.28	129.55	120.38
10	C24	1795	ASP	CA-C-N	6.28	128.60	120.44
10	C24	1795	ASP	C-N-CA	6.28	128.60	120.44
19	48	56	GLU	CA-C-N	-6.28	109.55	121.54
19	48	56	GLU	C-N-CA	-6.28	109.55	121.54
24	D32	277	GLN	OE1-CD-NE2	-6.28	116.32	122.60
10	C32	522	GLU	O-C-N	6.28	129.31	122.15
9	K8	1233	ARG	O-C-N	-6.28	115.07	123.23
10	C8	522	GLU	O-C-N	6.28	129.30	122.15
10	C32	1161	PHE	CA-C-N	-6.28	112.00	119.84
10	C32	1161	PHE	C-N-CA	-6.28	112.00	119.84
10	C32	1666	LYS	O-C-N	-6.28	115.88	123.29
10	C8	1795	ASP	CA-C-N	6.27	128.60	120.44
10	C8	1795	ASP	C-N-CA	6.27	128.60	120.44
23	J32	726	GLY	CA-C-N	-6.27	113.02	119.98
23	J32	726	GLY	C-N-CA	-6.27	113.02	119.98
8	L	973	THR	CA-C-N	6.27	132.99	121.70
8	L	973	THR	C-N-CA	6.27	132.99	121.70
10	C16	1285	VAL	O-C-N	6.27	128.89	121.80
10	C8	1721	GLN	O-C-N	6.27	130.83	122.43
2	M8	202	LYS	CA-C-N	-6.27	113.50	119.90
2	M8	202	LYS	C-N-CA	-6.27	113.50	119.90
10	C	1161	PHE	CA-C-N	-6.27	112.00	119.84
10	C	1161	PHE	C-N-CA	-6.27	112.00	119.84
11	A32	335	ASP	CA-C-N	6.27	130.63	120.60
11	A32	335	ASP	C-N-CA	6.27	130.63	120.60
19	48	99	GLU	CA-C-N	-6.27	110.69	121.97
19	48	99	GLU	C-N-CA	-6.27	110.69	121.97
10	C16	1795	ASP	CA-C-N	6.27	128.59	120.44
10	C16	1795	ASP	C-N-CA	6.27	128.59	120.44
11	A40	335	ASP	CA-C-N	6.26	130.62	120.60
11	A40	335	ASP	C-N-CA	6.26	130.62	120.60
10	C24	1075	ASP	O-C-N	-6.26	114.26	122.59
10	C16	1161	PHE	CA-C-N	-6.26	112.01	119.84
10	C16	1161	PHE	C-N-CA	-6.26	112.01	119.84
18	B	1785	LYS	O-C-N	-6.26	114.12	121.32
19	4	56	GLU	CA-C-N	-6.26	109.58	121.54
19	4	56	GLU	C-N-CA	-6.26	109.58	121.54

*Continued on next page...*



*Continued from previous page...*

Mol	Chain	Res	Type	Atoms	Z	Observed(°)	Ideal(°)
9	K8	892	GLU	CA-C-N	-6.26	112.59	122.23
9	K8	892	GLU	C-N-CA	-6.26	112.59	122.23
10	C24	1161	PHE	CA-C-N	-6.26	112.01	119.84
10	C24	1161	PHE	C-N-CA	-6.26	112.01	119.84
10	C	1666	LYS	O-C-N	-6.26	115.90	123.29
10	C16	1721	GLN	O-C-N	6.26	130.81	122.43
10	C32	1285	VAL	O-C-N	6.26	128.87	121.80
10	C8	1250	ALA	O-C-N	6.26	128.75	122.12
9	K	892	GLU	CA-C-N	-6.25	112.60	122.23
9	K	892	GLU	C-N-CA	-6.25	112.60	122.23
10	C	1285	VAL	O-C-N	6.25	128.87	121.80
10	C24	1285	VAL	O-C-N	6.25	128.87	121.80
10	C32	1499	ASN	O-C-N	-6.25	114.27	122.59
10	C	1721	GLN	O-C-N	6.25	130.81	122.43
19	4	99	GLU	CA-C-N	-6.25	110.72	121.97
19	4	99	GLU	C-N-CA	-6.25	110.72	121.97
10	C	669	GLY	CA-C-N	6.25	129.79	123.04
10	C	669	GLY	C-N-CA	6.25	129.79	123.04
18	B8	347	SER	CA-C-N	6.25	126.72	119.47
18	B8	347	SER	C-N-CA	6.25	126.72	119.47
18	B	347	SER	CA-C-N	6.25	126.72	119.47
18	B	347	SER	C-N-CA	6.25	126.72	119.47
18	B	7	VAL	CA-C-N	6.24	129.62	120.82
18	B	7	VAL	C-N-CA	6.24	129.62	120.82
18	B8	7	VAL	CA-C-N	6.24	129.62	120.82
18	B8	7	VAL	C-N-CA	6.24	129.62	120.82
10	C	522	GLU	O-C-N	6.24	129.26	122.15
2	M8	625	HIS	O-C-N	6.24	126.28	121.23
10	C32	1546	ASN	CA-C-N	6.24	129.48	120.38
10	C32	1546	ASN	C-N-CA	6.24	129.48	120.38
23	J24	726	GLY	CA-C-N	-6.23	113.06	119.98
23	J24	726	GLY	C-N-CA	-6.23	113.06	119.98
2	M16	625	HIS	O-C-N	6.23	126.28	121.23
10	C16	1452	GLN	O-C-N	6.23	128.72	122.12
10	C24	1449	GLU	O-C-N	6.23	129.25	122.15
10	C	1691	GLU	O-C-N	6.23	128.81	122.09
20	E	418	THR	O-C-N	-6.23	113.82	122.41
20	E8	201	LEU	O-C-N	-6.23	114.77	122.68
10	C32	1452	GLN	O-C-N	6.22	128.72	122.12
10	C	1795	ASP	CA-C-N	6.22	128.53	120.44
10	C	1795	ASP	C-N-CA	6.22	128.53	120.44
10	C16	1075	ASP	O-C-N	-6.22	114.32	122.59

*Continued on next page...*

*Continued from previous page...*

Mol	Chain	Res	Type	Atoms	Z	Observed(°)	Ideal(°)
10	C24	1499	ASN	O-C-N	-6.22	114.32	122.59
20	E8	418	THR	O-C-N	-6.22	113.83	122.41
10	C8	1691	GLU	O-C-N	6.22	128.80	122.09
10	C16	1277	SER	O-C-N	-6.21	115.66	123.05
10	C8	1452	GLN	O-C-N	6.21	128.71	122.12
10	C	1499	ASN	O-C-N	-6.21	114.33	122.59
3	N	220	PRO	O-C-N	-6.21	116.45	123.03
10	C16	522	GLU	O-C-N	6.21	129.23	122.15
15	J	644	ARG	O-C-N	6.21	128.70	122.12
10	C32	1449	GLU	O-C-N	6.20	129.22	122.15
1	R16	1146	ASP	CA-C-N	6.20	133.39	121.54
1	R16	1146	ASP	C-N-CA	6.20	133.39	121.54
10	C	1546	ASN	CA-C-N	6.20	129.43	120.38
10	C	1546	ASN	C-N-CA	6.20	129.43	120.38
10	C16	1661	LEU	CA-C-N	-6.20	109.70	121.54
10	C16	1661	LEU	C-N-CA	-6.20	109.70	121.54
10	C32	1661	LEU	CA-C-N	-6.20	109.70	121.54
10	C32	1661	LEU	C-N-CA	-6.20	109.70	121.54
10	C	1452	GLN	O-C-N	6.19	128.69	122.12
10	C8	1499	ASN	O-C-N	-6.19	114.35	122.59
1	R8	1146	ASP	CA-C-N	6.19	133.37	121.54
1	R8	1146	ASP	C-N-CA	6.19	133.37	121.54
10	C24	669	GLY	CA-C-N	6.19	129.73	123.04
10	C24	669	GLY	C-N-CA	6.19	129.73	123.04
10	C8	1285	VAL	O-C-N	6.19	128.79	121.80
18	B8	994	CYS	O-C-N	-6.19	114.36	122.59
10	C32	669	GLY	CA-C-N	6.19	129.73	123.04
10	C32	669	GLY	C-N-CA	6.19	129.73	123.04
10	C	1250	ALA	O-C-N	6.19	128.68	122.12
10	C24	1668	ARG	O-C-N	-6.19	114.36	122.59
1	R	1146	ASP	CA-C-N	6.18	133.35	121.54
1	R	1146	ASP	C-N-CA	6.18	133.35	121.54
19	48	191	GLY	O-C-N	6.18	129.55	122.38
24	D24	761	ASN	N-CA-C	6.18	123.97	110.80
10	C24	1250	ALA	O-C-N	6.18	128.67	122.12
12	A	794	THR	O-C-N	-6.18	115.33	122.93
10	C	1075	ASP	O-C-N	-6.18	114.37	122.59
9	K	604	SER	O-C-N	-6.18	114.67	122.27
10	C	621	VAL	O-C-N	-6.18	115.72	122.64
10	C24	455	GLY	CA-C-N	-6.18	114.00	123.14
10	C24	455	GLY	C-N-CA	-6.18	114.00	123.14
10	C	1661	LEU	CA-C-N	-6.18	109.74	121.54

*Continued on next page...*



*Continued from previous page...*

Mol	Chain	Res	Type	Atoms	Z	Observed(°)	Ideal(°)
10	C	1661	LEU	C-N-CA	-6.18	109.74	121.54
19	48	65	LYS	O-C-N	-6.18	114.38	122.59
10	C32	1668	ARG	O-C-N	-6.18	114.38	122.59
13	V	814	MET	O-C-N	6.17	128.43	122.07
10	C	1668	ARG	O-C-N	-6.17	114.38	122.59
21	H16	292	LYS	O-C-N	-6.17	116.09	123.31
24	D32	761	ASN	N-CA-C	6.17	123.95	110.80
10	C24	1661	LEU	CA-C-N	-6.17	109.75	121.54
10	C24	1661	LEU	C-N-CA	-6.17	109.75	121.54
10	C8	1075	ASP	O-C-N	-6.17	114.38	122.59
24	D	761	ASN	N-CA-C	6.17	123.95	110.80
18	B8	1119	LYS	O-C-N	-6.17	115.00	122.22
20	E	201	LEU	O-C-N	-6.17	114.84	122.68
10	C	426	LEU	O-C-N	-6.17	115.12	122.15
23	J24	731	LEU	CA-C-N	-6.17	111.96	122.56
23	J24	731	LEU	C-N-CA	-6.17	111.96	122.56
10	C32	1075	ASP	O-C-N	-6.17	114.39	122.59
10	C8	669	GLY	CA-C-N	6.16	129.70	123.04
10	C8	669	GLY	C-N-CA	6.16	129.70	123.04
18	B	1119	LYS	O-C-N	-6.16	115.01	122.22
18	B	1730	ALA	O-C-N	6.16	128.65	122.12
24	D40	761	ASN	N-CA-C	6.16	123.93	110.80
19	4	65	LYS	O-C-N	-6.16	114.39	122.59
21	H	292	LYS	O-C-N	-6.16	116.10	123.31
24	D8	761	ASN	N-CA-C	6.16	123.92	110.80
9	K	1069	PRO	O-C-N	-6.16	114.32	122.64
9	K8	1069	PRO	O-C-N	-6.16	114.32	122.64
10	C	455	GLY	CA-C-N	-6.16	114.02	123.14
10	C	455	GLY	C-N-CA	-6.16	114.02	123.14
10	C24	621	VAL	O-C-N	-6.16	115.74	122.64
18	B	4	PRO	O-C-N	-6.16	114.33	122.64
18	B8	1133	THR	CA-C-N	6.16	133.30	121.54
18	B8	1133	THR	C-N-CA	6.16	133.30	121.54
24	D16	761	ASN	N-CA-C	6.16	123.91	110.80
10	C8	1357	LEU	O-C-N	-6.16	114.40	122.59
10	C8	1546	ASN	CA-C-N	6.16	129.37	120.38
10	C8	1546	ASN	C-N-CA	6.16	129.37	120.38
2	M16	448	ASP	O-C-N	-6.15	114.41	122.59
9	K8	604	SER	O-C-N	-6.15	114.70	122.27
2	M8	448	ASP	O-C-N	-6.15	114.41	122.59
7	Q	277	ASN	O-C-N	6.15	128.39	121.32
18	B	1133	THR	CA-C-N	6.15	133.29	121.54

*Continued on next page...*

*Continued from previous page...*

Mol	Chain	Res	Type	Atoms	Z	Observed(°)	Ideal(°)
18	B	1133	THR	C-N-CA	6.15	133.29	121.54
18	B	1793	ILE	O-C-N	-6.15	114.88	122.57
10	C32	621	VAL	O-C-N	-6.15	115.75	122.64
3	N16	220	PRO	O-C-N	-6.15	116.52	123.03
10	C24	1357	LEU	O-C-N	-6.15	114.42	122.59
21	H24	292	LYS	O-C-N	-6.14	116.12	123.31
10	C16	1443	ASP	CA-C-N	6.14	133.45	121.41
10	C16	1443	ASP	C-N-CA	6.14	133.45	121.41
10	C32	426	LEU	O-C-N	-6.14	115.15	122.15
10	C32	594	LYS	O-C-N	6.14	128.63	122.12
11	A24	794	THR	O-C-N	-6.14	115.38	122.93
10	C8	426	LEU	O-C-N	-6.14	115.15	122.15
10	C32	1544	GLY	CA-C-N	-6.14	112.72	122.29
10	C32	1544	GLY	C-N-CA	-6.14	112.72	122.29
23	J32	731	LEU	CA-C-N	-6.13	112.01	122.56
23	J32	731	LEU	C-N-CA	-6.13	112.01	122.56
10	C32	1357	LEU	O-C-N	-6.13	114.43	122.59
10	C24	522	GLU	O-C-N	6.13	129.14	122.15
10	C32	455	GLY	CA-C-N	-6.13	114.06	123.14
10	C32	455	GLY	C-N-CA	-6.13	114.06	123.14
5	P16	18	THR	CA-C-N	-6.13	112.83	121.72
5	P16	18	THR	C-N-CA	-6.13	112.83	121.72
10	C16	1691	GLU	O-C-N	6.13	128.71	122.09
18	B8	1730	ALA	O-C-N	6.13	128.62	122.12
19	4	191	GLY	O-C-N	6.13	129.49	122.38
10	C32	1250	ALA	O-C-N	6.13	128.62	122.12
10	C16	621	VAL	O-C-N	-6.13	115.78	122.64
18	B	994	CYS	O-C-N	-6.13	114.44	122.59
23	J8	731	LEU	CA-C-N	-6.13	112.02	122.56
23	J8	731	LEU	C-N-CA	-6.13	112.02	122.56
7	Q	92	GLY	CA-C-N	6.13	133.42	121.41
7	Q	92	GLY	C-N-CA	6.13	133.42	121.41
5	P	142	SER	O-C-N	-6.13	115.87	123.04
10	C16	669	GLY	CA-C-N	6.13	129.66	123.04
10	C16	669	GLY	C-N-CA	6.13	129.66	123.04
18	B8	1793	ILE	O-C-N	-6.13	114.91	122.57
5	P8	142	SER	O-C-N	-6.12	115.88	123.04
10	C16	1668	ARG	O-C-N	-6.12	114.44	122.59
18	B8	4	PRO	O-C-N	-6.12	114.38	122.64
23	J16	731	LEU	CA-C-N	-6.12	112.03	122.56
23	J16	731	LEU	C-N-CA	-6.12	112.03	122.56
3	N8	220	PRO	O-C-N	-6.12	116.54	123.03

*Continued on next page...*

*Continued from previous page...*

Mol	Chain	Res	Type	Atoms	Z	Observed(°)	Ideal(°)
10	C16	1544	GLY	CA-C-N	-6.12	112.74	122.29
10	C16	1544	GLY	C-N-CA	-6.12	112.74	122.29
10	C8	1277	SER	O-C-N	-6.12	115.77	123.05
10	C8	1544	GLY	CA-C-N	-6.12	112.74	122.29
10	C8	1544	GLY	C-N-CA	-6.12	112.74	122.29
18	B8	226	TYR	O-C-N	6.12	129.13	122.15
10	C8	455	GLY	CA-C-N	-6.12	114.08	123.14
10	C8	455	GLY	C-N-CA	-6.12	114.08	123.14
10	C24	1544	GLY	CA-C-N	-6.12	112.74	122.29
10	C24	1544	GLY	C-N-CA	-6.12	112.74	122.29
10	C8	594	LYS	O-C-N	6.12	128.61	122.12
18	B	1062	SER	O-C-N	6.12	130.63	122.43
10	C24	1277	SER	O-C-N	-6.12	115.77	123.05
9	K	719	GLY	CA-C-N	6.12	131.93	121.35
9	K	719	GLY	C-N-CA	6.12	131.93	121.35
18	B8	1924	GLY	O-C-N	-6.12	115.76	122.24
10	C32	1443	ASP	CA-C-N	6.11	133.39	121.41
10	C32	1443	ASP	C-N-CA	6.11	133.39	121.41
14	W	609	THR	CA-C-N	6.11	126.47	119.93
14	W	609	THR	C-N-CA	6.11	126.47	119.93
10	C	1357	LEU	O-C-N	-6.11	114.46	122.59
10	C24	594	LYS	O-C-N	6.11	128.59	122.12
18	B	226	TYR	O-C-N	6.11	129.11	122.15
18	B8	1062	SER	O-C-N	6.11	130.62	122.43
23	J32	736	HIS	CA-C-N	-6.11	112.33	120.63
23	J32	736	HIS	C-N-CA	-6.11	112.33	120.63
10	C	1443	ASP	CA-C-N	6.10	133.37	121.41
10	C	1443	ASP	C-N-CA	6.10	133.37	121.41
10	C32	1277	SER	O-C-N	-6.10	115.79	123.05
6	O	162	THR	O-C-N	-6.10	114.47	122.59
6	O8	162	THR	O-C-N	-6.10	114.47	122.59
10	C24	530	THR	O-C-N	-6.10	114.50	122.43
18	B	500	THR	CA-C-N	6.10	133.19	121.54
18	B	500	THR	C-N-CA	6.10	133.19	121.54
19	4	6	HIS	O-C-N	6.10	128.24	121.53
6	O16	158	ASP	CA-C-N	6.10	132.33	120.99
6	O16	158	ASP	C-N-CA	6.10	132.33	120.99
19	4	67	SER	CA-C-N	-6.10	109.46	121.41
19	4	67	SER	C-N-CA	-6.10	109.46	121.41
6	O	158	ASP	CA-C-N	6.10	132.33	120.99
6	O	158	ASP	C-N-CA	6.10	132.33	120.99
5	P8	18	THR	CA-C-N	-6.10	112.88	121.72

*Continued on next page...*

*Continued from previous page...*

Mol	Chain	Res	Type	Atoms	Z	Observed(°)	Ideal(°)
5	P8	18	THR	C-N-CA	-6.10	112.88	121.72
6	O8	158	ASP	CA-C-N	6.10	132.33	120.99
6	O8	158	ASP	C-N-CA	6.10	132.33	120.99
11	A32	794	THR	O-C-N	-6.09	115.44	122.93
18	B8	989	ILE	O-C-N	-6.09	114.15	121.10
10	C8	530	THR	O-C-N	-6.09	114.51	122.43
10	C8	1443	ASP	CA-C-N	6.09	133.35	121.41
10	C8	1443	ASP	C-N-CA	6.09	133.35	121.41
10	C24	426	LEU	O-C-N	-6.09	115.21	122.15
18	B	1614	GLU	O-C-N	6.09	129.76	122.27
10	C24	1443	ASP	CA-C-N	6.08	133.34	121.41
10	C24	1443	ASP	C-N-CA	6.08	133.34	121.41
18	B	795	ASP	CA-C-N	6.08	129.56	120.31
18	B	795	ASP	C-N-CA	6.08	129.56	120.31
12	A48	794	THR	O-C-N	-6.08	115.45	122.93
5	P	18	THR	CA-C-N	-6.08	112.90	121.72
5	P	18	THR	C-N-CA	-6.08	112.90	121.72
10	C16	426	LEU	O-C-N	-6.08	115.22	122.15
11	A40	794	THR	O-C-N	-6.08	115.45	122.93
18	B8	795	ASP	CA-C-N	6.08	129.56	120.31
18	B8	795	ASP	C-N-CA	6.08	129.56	120.31
10	C16	1659	ASP	O-C-N	-6.08	115.77	122.09
10	C24	1659	ASP	O-C-N	-6.08	115.77	122.09
11	A16	794	THR	O-C-N	-6.08	115.45	122.93
18	B	1924	GLY	O-C-N	-6.08	115.80	122.24
23	J16	736	HIS	CA-C-N	-6.07	112.37	120.63
23	J16	736	HIS	C-N-CA	-6.07	112.37	120.63
7	Q8	92	GLY	CA-C-N	6.07	133.31	121.41
7	Q8	92	GLY	C-N-CA	6.07	133.31	121.41
7	Q8	277	ASN	O-C-N	6.07	128.30	121.32
18	B8	500	THR	CA-C-N	6.07	133.13	121.54
18	B8	500	THR	C-N-CA	6.07	133.13	121.54
23	J24	736	HIS	CA-C-N	-6.07	112.38	120.63
23	J24	736	HIS	C-N-CA	-6.07	112.38	120.63
2	M	448	ASP	O-C-N	-6.07	114.52	122.59
5	P16	142	SER	O-C-N	-6.07	115.94	123.04
21	H8	292	LYS	O-C-N	-6.07	116.21	123.31
10	C16	594	LYS	O-C-N	6.07	128.55	122.12
23	J8	736	HIS	CA-C-N	-6.07	112.38	120.63
23	J8	736	HIS	C-N-CA	-6.07	112.38	120.63
10	C24	423	SER	O-C-N	-6.06	115.56	123.02
18	B8	1614	GLU	O-C-N	6.06	129.73	122.27

*Continued on next page...*

*Continued from previous page...*

Mol	Chain	Res	Type	Atoms	Z	Observed(°)	Ideal(°)
10	C	530	THR	O-C-N	-6.06	114.55	122.43
19	48	67	SER	CA-C-N	-6.06	109.53	121.41
19	48	67	SER	C-N-CA	-6.06	109.53	121.41
10	C16	1250	ALA	O-C-N	6.06	128.54	122.12
7	Q16	92	GLY	CA-C-N	6.06	133.28	121.41
7	Q16	92	GLY	C-N-CA	6.06	133.28	121.41
18	B	1419	LYS	O-C-N	-6.06	114.53	122.59
10	C	717	GLU	CA-C-N	-6.05	108.49	121.63
10	C	717	GLU	C-N-CA	-6.05	108.49	121.63
10	C16	1357	LEU	O-C-N	-6.05	114.54	122.59
10	C16	423	SER	O-C-N	-6.05	115.58	123.02
10	C8	423	SER	O-C-N	-6.05	115.58	123.02
3	N8	57	GLY	O-C-N	6.05	127.82	121.77
13	V	833	ASN	O-C-N	-6.05	114.36	121.32
21	H16	326	GLY	CA-C-N	6.05	133.09	121.54
21	H16	326	GLY	C-N-CA	6.05	133.09	121.54
20	E8	345	LEU	O-C-N	-6.04	114.23	122.33
22	I8	164	LEU	O-C-N	6.04	129.04	122.15
10	C32	1691	GLU	O-C-N	6.04	128.62	122.09
6	O16	162	THR	O-C-N	-6.04	114.55	122.59
9	K8	719	GLY	CA-C-N	6.04	131.80	121.35
9	K8	719	GLY	C-N-CA	6.04	131.80	121.35
18	B8	1419	LYS	O-C-N	-6.04	114.55	122.59
9	K	721	PRO	O-C-N	-6.04	114.86	122.17
9	K8	721	PRO	O-C-N	-6.04	114.86	122.17
9	K8	1241	THR	O-C-N	-6.04	114.97	122.82
18	B	1124	GLY	CA-C-N	6.04	132.84	121.97
18	B	1124	GLY	C-N-CA	6.04	132.84	121.97
19	48	6	HIS	O-C-N	6.03	128.17	121.53
10	C	1277	SER	O-C-N	-6.03	115.87	123.05
18	B8	1695	HIS	O-C-N	6.03	129.03	122.15
20	E	345	LEU	O-C-N	-6.03	114.25	122.33
5	P16	585	VAL	O-C-N	6.03	127.72	121.87
10	C16	717	GLU	CA-C-N	-6.03	108.55	121.63
10	C16	717	GLU	C-N-CA	-6.03	108.55	121.63
22	I24	164	LEU	O-C-N	6.03	129.03	122.15
18	B	1634	LEU	O-C-N	-6.03	115.19	122.48
10	C32	717	GLU	CA-C-N	-6.03	108.56	121.63
10	C32	717	GLU	C-N-CA	-6.03	108.56	121.63
10	C24	717	GLU	CA-C-N	-6.02	108.57	121.63
10	C24	717	GLU	C-N-CA	-6.02	108.57	121.63
10	C32	1659	ASP	O-C-N	-6.02	115.83	122.09

*Continued on next page...*

*Continued from previous page...*

Mol	Chain	Res	Type	Atoms	Z	Observed(°)	Ideal(°)
14	W	703	GLY	CA-C-N	6.02	133.03	121.54
14	W	703	GLY	C-N-CA	6.02	133.03	121.54
3	N16	57	GLY	O-C-N	6.01	127.78	121.77
9	K	1049	ASP	CA-C-N	-6.01	112.35	121.31
9	K	1049	ASP	C-N-CA	-6.01	112.35	121.31
9	K	1241	THR	O-C-N	-6.01	115.00	122.82
10	C	1659	ASP	O-C-N	-6.01	115.83	122.09
10	C8	507	SER	O-C-N	-6.01	114.91	122.19
18	B8	1602	SER	O-C-N	-6.01	114.59	122.59
11	A40	781	LEU	O-C-N	6.01	128.16	121.43
23	J8	685	GLY	O-C-N	6.01	131.27	121.53
22	I24	95	LEU	CA-C-N	-6.01	113.24	122.62
22	I24	95	LEU	C-N-CA	-6.01	113.24	122.62
10	C32	423	SER	O-C-N	-6.01	115.63	123.02
18	B	989	ILE	O-C-N	-6.01	114.25	121.10
18	B	1602	SER	O-C-N	-6.01	114.60	122.59
18	B8	1073	GLY	O-C-N	-6.01	115.81	122.60
18	B8	1634	LEU	O-C-N	-6.01	115.21	122.48
3	N	57	GLY	O-C-N	6.00	127.77	121.77
10	C24	1034	SER	O-C-N	-6.00	113.67	122.43
18	B8	1124	GLY	CA-C-N	6.00	132.78	121.97
18	B8	1124	GLY	C-N-CA	6.00	132.78	121.97
12	A48	781	LEU	O-C-N	6.00	128.16	121.43
5	P8	8	SER	CA-C-N	6.00	133.17	121.41
5	P8	8	SER	C-N-CA	6.00	133.17	121.41
21	H8	326	GLY	CA-C-N	6.00	133.00	121.54
21	H8	326	GLY	C-N-CA	6.00	133.00	121.54
10	C	677	GLY	O-C-N	-6.00	114.90	122.70
21	H	326	GLY	CA-C-N	6.00	132.99	121.54
21	H	326	GLY	C-N-CA	6.00	132.99	121.54
1	R	356	ASN	CA-CB-CG	5.99	118.59	112.60
5	P	8	SER	CA-C-N	5.99	133.16	121.41
5	P	8	SER	C-N-CA	5.99	133.16	121.41
10	C16	507	SER	O-C-N	-5.99	114.94	122.19
10	C16	1034	SER	O-C-N	-5.99	113.68	122.43
10	C	423	SER	O-C-N	-5.99	115.65	123.02
22	I	95	LEU	CA-C-N	-5.99	113.27	122.62
22	I	95	LEU	C-N-CA	-5.99	113.27	122.62
24	D40	1152	ALA	N-CA-C	5.99	123.56	110.80
22	I16	95	LEU	CA-C-N	-5.99	113.28	122.62
22	I16	95	LEU	C-N-CA	-5.99	113.28	122.62
23	J24	685	GLY	O-C-N	5.99	131.23	121.53

*Continued on next page...*

*Continued from previous page...*

Mol	Chain	Res	Type	Atoms	Z	Observed(°)	Ideal(°)
5	P16	8	SER	CA-C-N	5.99	133.14	121.41
5	P16	8	SER	C-N-CA	5.99	133.14	121.41
9	K8	659	LYS	O-C-N	5.99	128.47	122.12
24	D	1152	ALA	N-CA-C	5.99	123.55	110.80
10	C24	507	SER	O-C-N	-5.98	114.95	122.19
21	H24	326	GLY	CA-C-N	5.98	132.97	121.54
21	H24	326	GLY	C-N-CA	5.98	132.97	121.54
2	M	432	ARG	O-C-N	5.98	128.97	122.15
10	C16	1337	LEU	CA-C-N	-5.98	112.67	122.54
10	C16	1337	LEU	C-N-CA	-5.98	112.67	122.54
10	C24	1621	LYS	CA-C-N	-5.98	110.11	121.54
10	C24	1621	LYS	C-N-CA	-5.98	110.11	121.54
22	I16	164	LEU	O-C-N	5.98	128.97	122.15
23	J16	685	GLY	O-C-N	5.98	131.22	121.53
24	D32	1152	ALA	N-CA-C	5.98	123.54	110.80
7	Q16	277	ASN	O-C-N	5.98	128.20	121.32
13	V	830	GLN	O-C-N	-5.98	114.34	122.36
10	C	507	SER	O-C-N	-5.98	114.95	122.19
22	I8	95	LEU	CA-C-N	-5.98	113.30	122.62
22	I8	95	LEU	C-N-CA	-5.98	113.30	122.62
18	B	1909	LEU	O-C-N	5.98	128.96	122.15
24	D24	1152	ALA	N-CA-C	5.98	123.53	110.80
24	D8	1152	ALA	N-CA-C	5.97	123.52	110.80
10	C16	1621	LYS	CA-C-N	-5.97	110.13	121.54
10	C16	1621	LYS	C-N-CA	-5.97	110.13	121.54
10	C8	1621	LYS	CA-C-N	-5.97	110.13	121.54
10	C8	1621	LYS	C-N-CA	-5.97	110.13	121.54
11	A16	781	LEU	O-C-N	5.97	128.12	121.43
18	B	1934	LYS	O-C-N	5.97	128.45	122.12
1	R8	1376	LYS	O-C-N	-5.97	113.48	122.20
1	R	1376	LYS	O-C-N	-5.97	113.48	122.20
10	C24	1691	GLU	O-C-N	5.97	128.54	122.09
11	A40	124	ASN	CA-C-N	5.97	128.90	120.42
11	A40	124	ASN	C-N-CA	5.97	128.90	120.42
18	B8	1418	ALA	CA-C-N	5.97	132.94	121.54
18	B8	1418	ALA	C-N-CA	5.97	132.94	121.54
19	4	135	GLU	O-C-N	5.97	127.27	121.66
6	O	224	ASP	O-C-N	-5.97	114.97	122.19
18	B	1418	ALA	CA-C-N	5.97	132.94	121.54
18	B	1418	ALA	C-N-CA	5.97	132.94	121.54
10	C32	1337	LEU	CA-C-N	-5.97	112.69	122.54
10	C32	1337	LEU	C-N-CA	-5.97	112.69	122.54

*Continued on next page...*



*Continued from previous page...*

Mol	Chain	Res	Type	Atoms	Z	Observed(°)	Ideal(°)
1	R8	356	ASN	CA-CB-CG	5.97	118.57	112.60
1	R16	1376	LYS	O-C-N	-5.97	113.49	122.20
10	C	594	LYS	O-C-N	5.97	128.44	122.12
1	R	1242	SER	O-C-N	-5.96	115.02	122.35
10	C8	1337	LEU	CA-C-N	-5.96	112.70	122.54
10	C8	1337	LEU	C-N-CA	-5.96	112.70	122.54
5	P8	585	VAL	O-C-N	5.96	127.65	121.87
12	A	124	ASN	CA-C-N	5.96	128.88	120.42
12	A	124	ASN	C-N-CA	5.96	128.88	120.42
18	B	1695	HIS	O-C-N	5.96	128.95	122.15
23	J32	685	GLY	O-C-N	5.96	131.19	121.53
12	A48	124	ASN	CA-C-N	5.96	128.89	120.42
12	A48	124	ASN	C-N-CA	5.96	128.89	120.42
10	C	1034	SER	O-C-N	-5.96	113.73	122.43
18	B	1523	ARG	CA-C-N	-5.96	112.88	122.24
18	B	1523	ARG	C-N-CA	-5.96	112.88	122.24
1	R16	356	ASN	CA-CB-CG	5.96	118.56	112.60
22	I	164	LEU	O-C-N	5.96	128.94	122.15
24	D16	1152	ALA	N-CA-C	5.96	123.49	110.80
10	C32	507	SER	O-C-N	-5.96	114.98	122.19
10	C32	1034	SER	O-C-N	-5.96	113.73	122.43
1	R8	1242	SER	O-C-N	-5.96	115.02	122.35
11	A24	124	ASN	CA-C-N	5.96	128.88	120.42
11	A24	124	ASN	C-N-CA	5.96	128.88	120.42
23	J24	679	GLU	CA-C-N	5.96	132.92	121.54
23	J24	679	GLU	C-N-CA	5.96	132.92	121.54
18	B	599	ILE	CA-C-N	5.96	128.86	120.28
18	B	599	ILE	C-N-CA	5.96	128.86	120.28
6	O16	224	ASP	O-C-N	-5.95	114.99	122.19
1	R	801	PHE	CA-CB-CG	5.95	119.75	113.80
18	B8	599	ILE	CA-C-N	5.95	128.85	120.28
18	B8	599	ILE	C-N-CA	5.95	128.85	120.28
16	A8	124	ASN	CA-C-N	5.95	128.87	120.42
16	A8	124	ASN	C-N-CA	5.95	128.87	120.42
18	B	1073	GLY	O-C-N	-5.95	115.88	122.60
10	C24	1337	LEU	CA-C-N	-5.95	112.73	122.54
10	C24	1337	LEU	C-N-CA	-5.95	112.73	122.54
12	A	781	LEU	O-C-N	5.95	128.09	121.43
10	C8	670	GLU	CA-C-N	5.95	134.28	123.27
10	C8	670	GLU	C-N-CA	5.95	134.28	123.27
18	B8	1934	LYS	O-C-N	5.95	128.43	122.12
19	48	135	GLU	O-C-N	5.95	127.25	121.66

*Continued on next page...*



*Continued from previous page...*

Mol	Chain	Res	Type	Atoms	Z	Observed(°)	Ideal(°)
5	P	187	TRP	CA-C-N	5.95	128.43	120.58
5	P	187	TRP	C-N-CA	5.95	128.43	120.58
5	P16	187	TRP	CA-C-N	5.95	128.43	120.58
5	P16	187	TRP	C-N-CA	5.95	128.43	120.58
9	K	1239	ASP	CA-C-N	5.95	132.90	121.54
9	K	1239	ASP	C-N-CA	5.95	132.90	121.54
10	C16	677	GLY	O-C-N	-5.95	114.97	122.70
10	C32	1621	LYS	CA-C-N	-5.95	110.18	121.54
10	C32	1621	LYS	C-N-CA	-5.95	110.18	121.54
10	C8	1034	SER	O-C-N	-5.94	113.75	122.43
23	J16	679	GLU	CA-C-N	5.94	132.89	121.54
23	J16	679	GLU	C-N-CA	5.94	132.89	121.54
10	C	1621	LYS	CA-C-N	-5.94	110.19	121.54
10	C	1621	LYS	C-N-CA	-5.94	110.19	121.54
11	A32	736	PRO	CA-C-N	5.94	131.81	122.78
11	A32	736	PRO	C-N-CA	5.94	131.81	122.78
10	C32	670	GLU	CA-C-N	5.94	134.26	123.27
10	C32	670	GLU	C-N-CA	5.94	134.26	123.27
5	P8	425	TRP	CA-C-N	5.94	128.24	120.28
5	P8	425	TRP	C-N-CA	5.94	128.24	120.28
6	O8	224	ASP	O-C-N	-5.94	115.00	122.19
18	B8	1523	ARG	CA-C-N	-5.94	112.92	122.24
18	B8	1523	ARG	C-N-CA	-5.94	112.92	122.24
12	A	736	PRO	CA-C-N	5.94	131.81	122.78
12	A	736	PRO	C-N-CA	5.94	131.81	122.78
5	P	585	VAL	O-C-N	5.94	127.63	121.87
5	P8	187	TRP	CA-C-N	5.94	128.42	120.58
5	P8	187	TRP	C-N-CA	5.94	128.42	120.58
18	B	293	PRO	CA-C-N	5.94	128.23	120.28
18	B	293	PRO	C-N-CA	5.94	128.23	120.28
9	K	1281	SER	O-C-N	-5.93	115.53	122.89
9	K8	1049	ASP	CA-C-N	-5.93	112.47	121.31
9	K8	1049	ASP	C-N-CA	-5.93	112.47	121.31
1	R16	1242	SER	O-C-N	-5.93	115.05	122.35
10	C24	670	GLU	CA-C-N	5.93	134.24	123.27
10	C24	670	GLU	C-N-CA	5.93	134.24	123.27
23	J8	679	GLU	CA-C-N	5.93	132.87	121.54
23	J8	679	GLU	C-N-CA	5.93	132.87	121.54
12	A48	736	PRO	CA-C-N	5.93	131.80	122.78
12	A48	736	PRO	C-N-CA	5.93	131.80	122.78
10	C32	633	SER	CA-C-N	5.93	132.87	121.54
10	C32	633	SER	C-N-CA	5.93	132.87	121.54

*Continued on next page...*

*Continued from previous page...*

Mol	Chain	Res	Type	Atoms	Z	Observed(°)	Ideal(°)
10	C32	677	GLY	O-C-N	-5.93	114.99	122.70
3	N8	169	SER	O-C-N	-5.93	115.95	123.06
10	C	1337	LEU	CA-C-N	-5.93	112.76	122.54
10	C	1337	LEU	C-N-CA	-5.93	112.76	122.54
18	B8	1909	LEU	O-C-N	5.93	128.91	122.15
11	A24	736	PRO	CA-C-N	5.93	131.79	122.78
11	A24	736	PRO	C-N-CA	5.93	131.79	122.78
23	J32	679	GLU	CA-C-N	5.93	132.86	121.54
23	J32	679	GLU	C-N-CA	5.93	132.86	121.54
5	P16	193	VAL	O-C-N	5.92	127.62	121.87
11	A40	736	PRO	CA-C-N	5.92	131.78	122.78
11	A40	736	PRO	C-N-CA	5.92	131.78	122.78
11	A16	736	PRO	CA-C-N	5.92	131.78	122.78
11	A16	736	PRO	C-N-CA	5.92	131.78	122.78
10	C16	277	SER	O-C-N	-5.92	115.40	122.15
10	C8	277	SER	O-C-N	-5.92	115.40	122.15
11	A32	781	LEU	O-C-N	5.92	128.06	121.43
3	N	169	SER	O-C-N	-5.92	115.95	123.06
10	C	1634	GLN	O-C-N	5.92	128.40	122.12
10	C8	677	GLY	O-C-N	-5.92	115.00	122.70
10	C16	1491	CYS	CA-C-N	5.92	130.07	120.60
10	C16	1491	CYS	C-N-CA	5.92	130.07	120.60
9	K	1273	GLU	CA-C-N	5.92	133.01	121.41
9	K	1273	GLU	C-N-CA	5.92	133.01	121.41
11	A24	781	LEU	O-C-N	5.92	128.06	121.43
18	B8	612	GLY	CA-C-N	5.92	132.84	121.54
18	B8	612	GLY	C-N-CA	5.92	132.84	121.54
9	K8	1239	ASP	CA-C-N	5.92	132.84	121.54
9	K8	1239	ASP	C-N-CA	5.92	132.84	121.54
18	B	612	GLY	CA-C-N	5.92	132.84	121.54
18	B	612	GLY	C-N-CA	5.92	132.84	121.54
18	B8	1289	ASP	O-C-N	-5.92	114.72	122.59
10	C24	1297	HIS	O-C-N	5.91	128.39	122.12
10	C	633	SER	CA-C-N	5.91	132.84	121.54
10	C	633	SER	C-N-CA	5.91	132.84	121.54
10	C	670	GLU	CA-C-N	5.91	134.21	123.27
10	C	670	GLU	C-N-CA	5.91	134.21	123.27
20	E	430	ALA	CA-C-N	-5.91	112.27	121.02
20	E	430	ALA	C-N-CA	-5.91	112.27	121.02
18	B8	293	PRO	CA-C-N	5.91	128.20	120.28
18	B8	293	PRO	C-N-CA	5.91	128.20	120.28
2	M8	432	ARG	O-C-N	5.90	128.88	122.15

*Continued on next page...*

*Continued from previous page...*

Mol	Chain	Res	Type	Atoms	Z	Observed(°)	Ideal(°)
9	K	659	LYS	O-C-N	5.90	128.37	122.12
10	C16	633	SER	CA-C-N	5.90	132.81	121.54
10	C16	633	SER	C-N-CA	5.90	132.81	121.54
10	C16	670	GLU	CA-C-N	5.90	134.18	123.27
10	C16	670	GLU	C-N-CA	5.90	134.18	123.27
10	C	1331	CYS	CA-C-N	5.90	128.77	120.28
10	C	1331	CYS	C-N-CA	5.90	128.77	120.28
3	N16	169	SER	O-C-N	-5.90	115.98	123.06
5	P	425	TRP	CA-C-N	5.90	128.18	120.28
5	P	425	TRP	C-N-CA	5.90	128.18	120.28
10	C	277	SER	O-C-N	-5.90	115.43	122.15
18	B	1550	ASP	CA-C-N	5.89	133.07	121.58
18	B	1550	ASP	C-N-CA	5.89	133.07	121.58
10	C8	1491	CYS	CA-C-N	5.89	130.03	120.60
10	C8	1491	CYS	C-N-CA	5.89	130.03	120.60
20	E8	430	ALA	CA-C-N	-5.89	112.30	121.02
20	E8	430	ALA	C-N-CA	-5.89	112.30	121.02
18	B8	1550	ASP	CA-C-N	5.89	133.07	121.58
18	B8	1550	ASP	C-N-CA	5.89	133.07	121.58
1	R	1143	ALA	O-C-N	-5.89	112.99	122.41
2	M16	432	ARG	O-C-N	5.89	128.87	122.15
10	C24	633	SER	CA-C-N	5.89	132.79	121.54
10	C24	633	SER	C-N-CA	5.89	132.79	121.54
10	C32	277	SER	O-C-N	-5.89	115.44	122.15
10	C32	1491	CYS	CA-C-N	5.89	130.02	120.60
10	C32	1491	CYS	C-N-CA	5.89	130.02	120.60
5	P16	425	TRP	CA-C-N	5.89	128.17	120.28
5	P16	425	TRP	C-N-CA	5.89	128.17	120.28
1	R8	801	PHE	CA-CB-CG	5.88	119.68	113.80
4	T16	259	ILE	CA-C-N	5.88	126.47	119.94
4	T16	259	ILE	C-N-CA	5.88	126.47	119.94
15	J	681	GLU	CA-C-N	-5.88	113.51	122.21
15	J	681	GLU	C-N-CA	-5.88	113.51	122.21
10	C16	1802	PRO	CA-C-N	5.88	128.64	120.29
10	C16	1802	PRO	C-N-CA	5.88	128.64	120.29
10	C24	677	GLY	O-C-N	-5.88	115.06	122.70
10	C	1491	CYS	CA-C-N	5.88	130.00	120.60
10	C	1491	CYS	C-N-CA	5.88	130.00	120.60
9	K8	1281	SER	O-C-N	-5.88	115.61	122.89
18	B	1289	ASP	O-C-N	-5.88	114.78	122.59
5	P8	193	VAL	O-C-N	5.87	127.57	121.87
6	O16	119	ARG	CA-C-N	-5.87	113.13	122.29

*Continued on next page...*

*Continued from previous page...*

Mol	Chain	Res	Type	Atoms	Z	Observed(°)	Ideal(°)
6	O16	119	ARG	C-N-CA	-5.87	113.13	122.29
10	C8	1634	GLN	O-C-N	5.87	128.34	122.12
1	R16	1143	ALA	O-C-N	-5.86	113.03	122.41
10	C24	1545	ARG	O-C-N	-5.86	115.28	122.20
1	R8	1143	ALA	O-C-N	-5.86	113.04	122.41
9	K8	1273	GLU	CA-C-N	5.86	132.89	121.41
9	K8	1273	GLU	C-N-CA	5.86	132.89	121.41
10	C32	1545	ARG	O-C-N	-5.86	115.29	122.20
18	B8	1388	ASP	O-C-N	5.85	129.07	122.22
21	H	327	SER	CA-C-N	-5.85	113.94	122.65
21	H	327	SER	C-N-CA	-5.85	113.94	122.65
10	C24	1491	CYS	CA-C-N	5.84	129.95	120.60
10	C24	1491	CYS	C-N-CA	5.84	129.95	120.60
3	N	164	PRO	O-C-N	-5.84	114.75	122.64
1	R16	801	PHE	CA-CB-CG	5.84	119.64	113.80
22	I	104	ASN	CA-C-N	5.84	129.94	120.60
22	I	104	ASN	C-N-CA	5.84	129.94	120.60
18	B	1062	SER	CA-C-N	-5.84	112.91	122.54
18	B	1062	SER	C-N-CA	-5.84	112.91	122.54
19	48	95	THR	O-C-N	5.83	129.04	122.22
3	N16	164	PRO	O-C-N	-5.83	114.77	122.64
5	P	193	VAL	O-C-N	5.83	127.52	121.87
10	C24	187	GLY	O-C-N	-5.83	115.12	122.70
10	C8	1545	ARG	O-C-N	-5.83	115.32	122.20
19	4	95	THR	O-C-N	5.83	129.04	122.22
21	H16	327	SER	CA-C-N	-5.83	113.96	122.65
21	H16	327	SER	C-N-CA	-5.83	113.96	122.65
9	K	1271	GLU	CA-C-N	-5.83	111.02	120.87
9	K	1271	GLU	C-N-CA	-5.83	111.02	120.87
9	K8	1271	GLU	O-C-N	-5.83	114.84	122.59
10	C16	1545	ARG	O-C-N	-5.83	115.33	122.20
10	C32	187	GLY	O-C-N	-5.83	115.12	122.70
11	A24	25	ALA	CA-C-N	-5.83	112.58	119.05
11	A24	25	ALA	C-N-CA	-5.83	112.58	119.05
11	A40	25	ALA	CA-C-N	-5.83	112.58	119.05
11	A40	25	ALA	C-N-CA	-5.83	112.58	119.05
18	B	1758	GLU	O-C-N	5.83	129.43	122.27
9	K8	1271	GLU	CA-C-N	-5.82	111.03	120.87
9	K8	1271	GLU	C-N-CA	-5.82	111.03	120.87
18	B8	1062	SER	CA-C-N	-5.82	112.93	122.54
18	B8	1062	SER	C-N-CA	-5.82	112.93	122.54
22	I24	104	ASN	CA-C-N	5.82	129.92	120.60

*Continued on next page...*

*Continued from previous page...*

Mol	Chain	Res	Type	Atoms	Z	Observed(°)	Ideal(°)
22	I24	104	ASN	C-N-CA	5.82	129.92	120.60
6	O8	119	ARG	CA-C-N	-5.82	113.21	122.29
6	O8	119	ARG	C-N-CA	-5.82	113.21	122.29
10	C24	277	SER	O-C-N	-5.82	115.52	122.15
3	N8	164	PRO	O-C-N	-5.82	114.79	122.64
9	K8	591	LEU	O-C-N	5.82	128.29	122.12
10	C16	187	GLY	O-C-N	-5.82	115.14	122.70
19	4	24	ASN	O-C-N	5.82	130.02	123.27
8	L8	839	ASP	CA-CB-CG	5.82	118.42	112.60
10	C24	728	SER	CA-C-N	5.82	132.65	121.54
10	C24	728	SER	C-N-CA	5.82	132.65	121.54
21	H	245	GLN	O-C-N	5.82	128.78	122.15
21	H8	327	SER	CA-C-N	-5.81	113.99	122.65
21	H8	327	SER	C-N-CA	-5.81	113.99	122.65
10	C	1802	PRO	CA-C-N	5.81	128.54	120.29
10	C	1802	PRO	C-N-CA	5.81	128.54	120.29
6	O	119	ARG	CA-C-N	-5.81	113.22	122.29
6	O	119	ARG	C-N-CA	-5.81	113.22	122.29
18	B8	1407	GLN	O-C-N	5.81	128.28	122.12
11	A24	339	GLN	CA-C-N	-5.81	114.40	120.38
11	A24	339	GLN	C-N-CA	-5.81	114.40	120.38
14	W	592	ALA	CA-C-N	5.81	130.99	121.87
14	W	592	ALA	C-N-CA	5.81	130.99	121.87
10	C8	1772	ASP	CA-C-N	5.81	132.63	121.54
10	C8	1772	ASP	C-N-CA	5.81	132.63	121.54
10	C8	1037	SER	O-C-N	-5.81	115.88	122.97
11	A16	339	GLN	CA-C-N	-5.81	114.40	120.38
11	A16	339	GLN	C-N-CA	-5.81	114.40	120.38
10	C	187	GLY	O-C-N	-5.80	115.16	122.70
10	C32	1634	GLN	O-C-N	5.80	128.27	122.12
4	T	259	ILE	CA-C-N	5.80	126.38	119.94
4	T	259	ILE	C-N-CA	5.80	126.38	119.94
10	C16	455	GLY	CA-C-N	-5.80	114.12	123.23
10	C16	455	GLY	C-N-CA	-5.80	114.12	123.23
10	C24	1787	SER	O-C-N	-5.80	114.65	122.43
22	I8	104	ASN	CA-C-N	5.80	129.88	120.60
22	I8	104	ASN	C-N-CA	5.80	129.88	120.60
8	L	839	ASP	CA-CB-CG	5.80	118.40	112.60
21	H24	327	SER	CA-C-N	-5.80	114.01	122.65
21	H24	327	SER	C-N-CA	-5.80	114.01	122.65
10	C8	187	GLY	O-C-N	-5.80	115.17	122.70
10	C8	1802	PRO	CA-C-N	5.80	128.52	120.29

*Continued on next page...*

*Continued from previous page...*

Mol	Chain	Res	Type	Atoms	Z	Observed(°)	Ideal(°)
10	C8	1802	PRO	C-N-CA	5.80	128.52	120.29
18	B	1756	LYS	O-C-N	5.80	128.04	122.07
11	A40	339	GLN	CA-C-N	-5.79	114.41	120.38
11	A40	339	GLN	C-N-CA	-5.79	114.41	120.38
4	T8	259	ILE	CA-C-N	5.79	126.37	119.94
4	T8	259	ILE	C-N-CA	5.79	126.37	119.94
7	Q8	86	ALA	O-C-N	-5.79	114.52	122.46
10	C32	1802	PRO	CA-C-N	5.79	128.52	120.29
10	C32	1802	PRO	C-N-CA	5.79	128.52	120.29
19	4	90	GLN	O-C-N	-5.79	114.66	121.32
1	R	1141	GLU	O-C-N	-5.79	114.14	122.36
7	Q	32	ASN	CA-C-N	-5.79	114.94	123.05
7	Q	32	ASN	C-N-CA	-5.79	114.94	123.05
18	B	1388	ASP	O-C-N	5.79	129.00	122.22
21	H8	245	GLN	O-C-N	5.79	128.75	122.15
18	B8	1599	THR	CA-C-N	-5.79	111.51	120.31
18	B8	1599	THR	C-N-CA	-5.79	111.51	120.31
5	P16	577	SER	O-C-N	5.79	129.39	122.27
11	A32	25	ALA	CA-C-N	-5.79	112.63	119.05
11	A32	25	ALA	C-N-CA	-5.79	112.63	119.05
10	C24	1452	GLN	O-C-N	5.78	128.74	122.15
22	I16	104	ASN	CA-C-N	5.78	129.85	120.60
22	I16	104	ASN	C-N-CA	5.78	129.85	120.60
24	D8	758	ALA	CA-C-N	5.78	132.58	121.54
24	D8	758	ALA	C-N-CA	5.78	132.58	121.54
5	P	260	GLN	CA-C-N	5.78	128.03	120.28
5	P	260	GLN	C-N-CA	5.78	128.03	120.28
9	K	591	LEU	O-C-N	5.78	128.25	122.12
19	48	24	ASN	O-C-N	5.78	129.97	123.27
23	J32	725	SER	CA-C-N	5.78	132.74	121.41
23	J32	725	SER	C-N-CA	5.78	132.74	121.41
5	P16	260	GLN	CA-C-N	5.78	128.02	120.28
5	P16	260	GLN	C-N-CA	5.78	128.02	120.28
9	K8	1053	MET	CA-C-N	-5.78	110.51	121.54
9	K8	1053	MET	C-N-CA	-5.78	110.51	121.54
10	C24	147	LEU	O-C-N	-5.78	116.59	123.06
18	B	1599	THR	CA-C-N	-5.78	111.53	120.31
18	B	1599	THR	C-N-CA	-5.78	111.53	120.31
23	J8	725	SER	CA-C-N	5.78	132.73	121.41
23	J8	725	SER	C-N-CA	5.78	132.73	121.41
9	K	1271	GLU	O-C-N	-5.78	114.91	122.59
9	K8	1029	VAL	O-C-N	5.78	127.70	121.87

*Continued on next page...*



*Continued from previous page...*

Mol	Chain	Res	Type	Atoms	Z	Observed(°)	Ideal(°)
21	H16	245	GLN	O-C-N	5.78	128.74	122.15
24	D40	758	ALA	CA-C-N	5.78	132.57	121.54
24	D40	758	ALA	C-N-CA	5.78	132.57	121.54
10	C24	1802	PRO	CA-C-N	5.77	128.49	120.29
10	C24	1802	PRO	C-N-CA	5.77	128.49	120.29
10	C24	1037	SER	O-C-N	-5.77	115.93	122.97
10	C24	1634	GLN	O-C-N	5.77	128.24	122.12
7	Q	86	ALA	O-C-N	-5.77	114.55	122.46
10	C16	1787	SER	O-C-N	-5.77	114.70	122.43
10	C	1772	ASP	CA-C-N	5.77	132.56	121.54
10	C	1772	ASP	C-N-CA	5.77	132.56	121.54
10	C	1787	SER	O-C-N	-5.77	114.70	122.43
20	E	447	ILE	O-C-N	-5.77	115.36	122.57
24	D16	758	ALA	CA-C-N	5.77	132.56	121.54
24	D16	758	ALA	C-N-CA	5.77	132.56	121.54
10	C	1037	SER	O-C-N	-5.77	115.93	122.97
10	C8	1060	ALA	CA-C-N	5.76	132.55	121.54
10	C8	1060	ALA	C-N-CA	5.76	132.55	121.54
10	C8	1297	HIS	O-C-N	5.76	128.23	122.12
10	C8	1787	SER	O-C-N	-5.76	114.71	122.43
5	P	446	HIS	O-C-N	5.76	129.11	122.25
5	P8	260	GLN	CA-C-N	5.76	128.00	120.28
5	P8	260	GLN	C-N-CA	5.76	128.00	120.28
5	P8	577	SER	O-C-N	5.76	129.36	122.27
23	J8	727	GLY	O-C-N	5.76	127.72	122.19
10	C32	1772	ASP	CA-C-N	5.76	132.54	121.54
10	C32	1772	ASP	C-N-CA	5.76	132.54	121.54
5	P16	446	HIS	O-C-N	5.76	129.10	122.25
18	B8	235	ARG	O-C-N	5.76	128.22	122.12
10	C16	1037	SER	O-C-N	-5.76	115.94	122.97
10	C	1060	ALA	CA-C-N	5.76	132.54	121.54
10	C	1060	ALA	C-N-CA	5.76	132.54	121.54
7	Q8	32	ASN	CA-C-N	-5.76	114.99	123.05
7	Q8	32	ASN	C-N-CA	-5.76	114.99	123.05
10	C16	1297	HIS	O-C-N	5.76	128.22	122.12
23	J24	725	SER	CA-C-N	5.76	132.69	121.41
23	J24	725	SER	C-N-CA	5.76	132.69	121.41
11	A16	25	ALA	CA-C-N	-5.75	112.66	119.05
11	A16	25	ALA	C-N-CA	-5.75	112.66	119.05
21	H24	245	GLN	O-C-N	5.75	128.71	122.15
24	D24	758	ALA	CA-C-N	5.75	132.53	121.54
24	D24	758	ALA	C-N-CA	5.75	132.53	121.54

*Continued on next page...*

*Continued from previous page...*

Mol	Chain	Res	Type	Atoms	Z	Observed(°)	Ideal(°)
9	K	716	ALA	CA-C-N	5.75	128.46	120.29
9	K	716	ALA	C-N-CA	5.75	128.46	120.29
19	48	90	GLN	O-C-N	-5.75	114.70	121.32
10	C32	147	LEU	O-C-N	-5.75	116.62	123.06
18	B8	855	GLY	CA-C-N	5.75	135.83	121.80
18	B8	855	GLY	C-N-CA	5.75	135.83	121.80
9	K8	821	PRO	CA-C-N	-5.75	113.62	119.83
9	K8	821	PRO	C-N-CA	-5.75	113.62	119.83
10	C16	728	SER	CA-C-N	5.75	132.52	121.54
10	C16	728	SER	C-N-CA	5.75	132.52	121.54
23	J16	725	SER	CA-C-N	5.75	132.68	121.41
23	J16	725	SER	C-N-CA	5.75	132.68	121.41
24	D32	758	ALA	CA-C-N	5.75	132.52	121.54
24	D32	758	ALA	C-N-CA	5.75	132.52	121.54
12	A48	140	TRP	CA-C-N	5.75	128.45	120.29
12	A48	140	TRP	C-N-CA	5.75	128.45	120.29
5	P8	446	HIS	O-C-N	5.75	129.09	122.25
10	C24	880	GLU	CA-C-N	-5.75	113.39	121.72
10	C24	880	GLU	C-N-CA	-5.75	113.39	121.72
10	C	147	LEU	O-C-N	-5.75	116.63	123.06
18	B	1407	GLN	O-C-N	5.75	128.21	122.12
1	R8	1141	GLU	O-C-N	-5.74	114.20	122.36
12	A48	339	GLN	CA-C-N	-5.74	114.46	120.38
12	A48	339	GLN	C-N-CA	-5.74	114.46	120.38
10	C16	1238	SER	O-C-N	5.74	128.21	122.12
1	R16	1141	GLU	O-C-N	-5.74	114.21	122.36
5	P16	652	LEU	O-C-N	5.74	128.21	122.12
24	D	758	ALA	CA-C-N	5.74	132.50	121.54
24	D	758	ALA	C-N-CA	5.74	132.50	121.54
10	C16	1279	THR	O-C-N	-5.74	116.79	123.27
10	C8	106	GLY	O-C-N	-5.74	115.24	122.70
10	C32	1279	THR	O-C-N	-5.74	116.79	123.27
9	K	1053	MET	CA-C-N	-5.74	110.59	121.54
9	K	1053	MET	C-N-CA	-5.74	110.59	121.54
18	B	33	PRO	CA-C-N	5.74	127.26	120.09
18	B	33	PRO	C-N-CA	5.74	127.26	120.09
20	E8	424	GLN	O-C-N	-5.74	116.16	122.07
7	Q16	32	ASN	CA-C-N	-5.73	115.02	123.05
7	Q16	32	ASN	C-N-CA	-5.73	115.02	123.05
10	C8	147	LEU	O-C-N	-5.73	116.64	123.06
18	B	855	GLY	CA-C-N	5.73	135.79	121.80
18	B	855	GLY	C-N-CA	5.73	135.79	121.80

*Continued on next page...*



*Continued from previous page...*

Mol	Chain	Res	Type	Atoms	Z	Observed(°)	Ideal(°)
10	C24	1060	ALA	CA-C-N	5.73	132.49	121.54
10	C24	1060	ALA	C-N-CA	5.73	132.49	121.54
14	W	518	GLU	N-CA-C	5.73	119.47	111.90
1	R8	304	ASP	CA-CB-CG	5.73	118.33	112.60
8	L16	839	ASP	CA-CB-CG	5.73	118.33	112.60
11	A24	140	TRP	CA-C-N	5.73	128.42	120.29
11	A24	140	TRP	C-N-CA	5.73	128.42	120.29
24	D16	1066	VAL	CA-C-N	5.73	132.48	121.54
24	D16	1066	VAL	C-N-CA	5.73	132.48	121.54
10	C32	1787	SER	O-C-N	-5.73	114.75	122.43
10	C16	1060	ALA	CA-C-N	5.73	132.48	121.54
10	C16	1060	ALA	C-N-CA	5.73	132.48	121.54
10	C16	1131	GLY	CA-C-N	-5.72	112.74	120.87
10	C16	1131	GLY	C-N-CA	-5.72	112.74	120.87
10	C24	728	SER	O-C-N	-5.72	115.40	123.01
10	C24	1772	ASP	CA-C-N	5.72	132.47	121.54
10	C24	1772	ASP	C-N-CA	5.72	132.47	121.54
1	R16	304	ASP	CA-CB-CG	5.72	118.32	112.60
10	C16	1772	ASP	CA-C-N	5.72	132.46	121.54
10	C16	1772	ASP	C-N-CA	5.72	132.46	121.54
10	C	1272	GLN	CA-C-N	-5.72	110.20	121.41
10	C	1272	GLN	C-N-CA	-5.72	110.20	121.41
7	Q16	303	LEU	O-C-N	5.72	127.83	121.43
10	C32	728	SER	CA-C-N	5.72	132.46	121.54
10	C32	728	SER	C-N-CA	5.72	132.46	121.54
11	A32	339	GLN	CA-C-N	-5.71	114.49	120.38
11	A32	339	GLN	C-N-CA	-5.71	114.49	120.38
10	C32	1238	SER	O-C-N	5.71	128.18	122.12
10	C32	1297	HIS	O-C-N	5.71	128.18	122.12
9	K	821	PRO	CA-C-N	-5.71	113.66	119.83
9	K	821	PRO	C-N-CA	-5.71	113.66	119.83
18	B8	33	PRO	CA-C-N	5.71	127.23	120.09
18	B8	33	PRO	C-N-CA	5.71	127.23	120.09
11	A16	468	VAL	O-C-N	-5.71	115.43	122.57
22	I24	129	GLU	CA-C-N	5.71	127.93	120.28
22	I24	129	GLU	C-N-CA	5.71	127.93	120.28
9	K8	716	ALA	CA-C-N	5.71	128.39	120.29
9	K8	716	ALA	C-N-CA	5.71	128.39	120.29
16	A8	140	TRP	CA-C-N	5.71	128.39	120.29
16	A8	140	TRP	C-N-CA	5.71	128.39	120.29
18	B8	613	LYS	CA-C-N	-5.71	110.64	121.54
18	B8	613	LYS	C-N-CA	-5.71	110.64	121.54

*Continued on next page...*

*Continued from previous page...*

Mol	Chain	Res	Type	Atoms	Z	Observed(°)	Ideal(°)
20	E8	447	ILE	O-C-N	-5.71	115.44	122.57
22	I16	129	GLU	CA-C-N	5.71	127.93	120.28
22	I16	129	GLU	C-N-CA	5.71	127.93	120.28
10	C32	1037	SER	O-C-N	-5.71	116.01	122.97
10	C	1131	GLY	CA-C-N	-5.71	112.77	120.87
10	C	1131	GLY	C-N-CA	-5.71	112.77	120.87
10	C	1297	HIS	O-C-N	5.71	128.17	122.12
7	Q16	86	ALA	O-C-N	-5.70	114.65	122.46
10	C16	1634	GLN	O-C-N	5.70	128.16	122.12
10	C24	1131	GLY	CA-C-N	-5.70	112.77	120.87
10	C24	1131	GLY	C-N-CA	-5.70	112.77	120.87
11	A40	140	TRP	CA-C-N	5.70	128.39	120.29
11	A40	140	TRP	C-N-CA	5.70	128.39	120.29
10	C	632	GLN	O-C-N	-5.70	115.77	122.96
10	C8	861	ILE	CA-C-N	5.70	130.22	122.07
10	C8	861	ILE	C-N-CA	5.70	130.22	122.07
10	C8	1238	SER	O-C-N	5.70	128.17	122.12
22	I8	108	LYS	CA-C-N	5.70	128.19	120.38
22	I8	108	LYS	C-N-CA	5.70	128.19	120.38
10	C32	1272	GLN	CA-C-N	-5.70	110.23	121.41
10	C32	1272	GLN	C-N-CA	-5.70	110.23	121.41
10	C8	1131	GLY	CA-C-N	-5.70	112.78	120.87
10	C8	1131	GLY	C-N-CA	-5.70	112.78	120.87
18	B8	435	CYS	O-C-N	5.70	128.16	122.12
20	E	424	GLN	O-C-N	-5.70	116.20	122.07
23	J32	727	GLY	O-C-N	5.70	127.66	122.19
2	M8	702	VAL	CA-C-N	5.70	127.92	120.28
2	M8	702	VAL	C-N-CA	5.70	127.92	120.28
10	C16	880	GLU	CA-C-N	-5.70	113.46	121.72
10	C16	880	GLU	C-N-CA	-5.70	113.46	121.72
10	C	415	SER	O-C-N	5.70	128.65	122.15
10	C8	415	SER	O-C-N	5.70	128.65	122.15
9	K	729	VAL	CA-C-N	5.70	130.45	121.56
9	K	729	VAL	C-N-CA	5.70	130.45	121.56
10	C16	415	SER	O-C-N	5.70	128.65	122.15
10	C	1355	GLU	CA-C-N	5.70	132.42	121.54
10	C	1355	GLU	C-N-CA	5.70	132.42	121.54
10	C16	106	GLY	O-C-N	-5.70	115.30	122.70
10	C16	1272	GLN	CA-C-N	-5.70	110.25	121.41
10	C16	1272	GLN	C-N-CA	-5.70	110.25	121.41
10	C8	1272	GLN	CA-C-N	-5.70	110.25	121.41
10	C8	1272	GLN	C-N-CA	-5.70	110.25	121.41

*Continued on next page...*

*Continued from previous page...*

Mol	Chain	Res	Type	Atoms	Z	Observed(°)	Ideal(°)
10	C32	1131	GLY	CA-C-N	-5.70	112.78	120.87
10	C32	1131	GLY	C-N-CA	-5.70	112.78	120.87
5	P16	15	LEU	O-C-N	-5.69	115.71	122.20
9	K	1239	ASP	O-C-N	-5.69	115.42	122.82
12	A	339	GLN	CA-C-N	-5.69	114.52	120.38
12	A	339	GLN	C-N-CA	-5.69	114.52	120.38
8	L16	717	PRO	N-CA-CB	5.69	106.38	103.19
10	C	1238	SER	O-C-N	5.69	128.15	122.12
10	C8	880	GLU	CA-C-N	-5.69	113.47	121.72
10	C8	880	GLU	C-N-CA	-5.69	113.47	121.72
18	B	973	ASP	CA-C-N	-5.69	113.04	120.44
18	B	973	ASP	C-N-CA	-5.69	113.04	120.44
20	E8	343	THR	C-N-CD	-5.69	101.66	125.00
5	P16	442	GLU	O-C-N	5.69	128.64	122.15
9	K8	729	VAL	CA-C-N	5.69	130.44	121.56
9	K8	729	VAL	C-N-CA	5.69	130.44	121.56
10	C16	728	SER	O-C-N	-5.69	115.44	123.01
22	I24	143	LEU	CA-C-N	-5.69	113.30	122.23
22	I24	143	LEU	C-N-CA	-5.69	113.30	122.23
5	P	442	GLU	O-C-N	5.69	128.63	122.15
7	Q8	303	LEU	O-C-N	5.69	127.80	121.43
10	C	880	GLU	CA-C-N	-5.69	113.47	121.72
10	C	880	GLU	C-N-CA	-5.69	113.47	121.72
18	B8	1756	LYS	O-C-N	5.69	127.93	122.07
22	I	143	LEU	CA-C-N	-5.69	113.30	122.23
22	I	143	LEU	C-N-CA	-5.69	113.30	122.23
10	C32	1060	ALA	CA-C-N	5.69	132.40	121.54
10	C32	1060	ALA	C-N-CA	5.69	132.40	121.54
10	C32	1355	GLU	CA-C-N	5.69	132.40	121.54
10	C32	1355	GLU	C-N-CA	5.69	132.40	121.54
22	I16	143	LEU	CA-C-N	-5.69	113.30	122.23
22	I16	143	LEU	C-N-CA	-5.69	113.30	122.23
10	C	289	ASP	CA-C-N	5.68	127.89	120.28
10	C	289	ASP	C-N-CA	5.68	127.89	120.28
10	C	1336	ALA	CA-C-N	5.68	132.39	121.54
10	C	1336	ALA	C-N-CA	5.68	132.39	121.54
20	E8	437	SER	CA-C-N	-5.68	110.69	121.54
20	E8	437	SER	C-N-CA	-5.68	110.69	121.54
20	E	343	THR	C-N-CD	-5.68	101.71	125.00
22	I8	143	LEU	CA-C-N	-5.68	113.31	122.23
22	I8	143	LEU	C-N-CA	-5.68	113.31	122.23
9	K8	864	ILE	O-C-N	5.68	127.68	121.83

*Continued on next page...*

*Continued from previous page...*

Mol	Chain	Res	Type	Atoms	Z	Observed(°)	Ideal(°)
10	C24	1238	SER	O-C-N	5.68	128.14	122.12
10	C8	1475	GLY	O-C-N	5.68	127.63	122.18
9	K	864	ILE	O-C-N	5.68	127.68	121.83
18	B	613	LYS	CA-C-N	-5.68	110.70	121.54
18	B	613	LYS	C-N-CA	-5.68	110.70	121.54
20	E	437	SER	CA-C-N	-5.68	110.70	121.54
20	E	437	SER	C-N-CA	-5.68	110.70	121.54
23	J16	727	GLY	O-C-N	5.68	127.64	122.19
2	M16	702	VAL	CA-C-N	5.67	127.88	120.28
2	M16	702	VAL	C-N-CA	5.67	127.88	120.28
9	K	1090	ASP	O-C-N	-5.67	116.31	123.01
10	C24	1272	GLN	CA-C-N	-5.67	110.29	121.41
10	C24	1272	GLN	C-N-CA	-5.67	110.29	121.41
12	A	468	VAL	O-C-N	-5.67	115.48	122.57
10	C	728	SER	CA-C-N	5.67	132.38	121.54
10	C	728	SER	C-N-CA	5.67	132.38	121.54
18	B	1789	THR	O-C-N	-5.67	115.04	122.59
24	D8	1066	VAL	CA-C-N	5.67	132.38	121.54
24	D8	1066	VAL	C-N-CA	5.67	132.38	121.54
10	C32	106	GLY	O-C-N	-5.67	115.33	122.70
1	R	304	ASP	CA-CB-CG	5.67	118.27	112.60
2	M16	342	VAL	CA-C-N	5.67	132.37	121.54
2	M16	342	VAL	C-N-CA	5.67	132.37	121.54
18	B8	1758	GLU	O-C-N	5.67	129.25	122.27
22	I	129	GLU	CA-C-N	5.67	127.88	120.28
22	I	129	GLU	C-N-CA	5.67	127.88	120.28
22	I8	129	GLU	CA-C-N	5.67	127.88	120.28
22	I8	129	GLU	C-N-CA	5.67	127.88	120.28
10	C32	880	GLU	CA-C-N	-5.67	113.50	121.72
10	C32	880	GLU	C-N-CA	-5.67	113.50	121.72
11	A40	468	VAL	O-C-N	-5.67	115.48	122.57
12	A	124	ASN	O-C-N	-5.67	116.11	122.12
10	C8	1279	THR	O-C-N	-5.67	116.86	123.27
24	D32	1402	ILE	CA-C-N	5.67	132.37	121.54
24	D32	1402	ILE	C-N-CA	5.67	132.37	121.54
5	P8	442	GLU	O-C-N	5.67	128.61	122.15
10	C24	1077	ALA	O-C-N	-5.67	116.26	123.06
24	D32	1066	VAL	CA-C-N	5.67	132.37	121.54
24	D32	1066	VAL	C-N-CA	5.67	132.37	121.54
9	K8	1090	ASP	O-C-N	-5.67	116.33	123.01
12	A	140	TRP	CA-C-N	5.67	128.34	120.29
12	A	140	TRP	C-N-CA	5.67	128.34	120.29

*Continued on next page...*

*Continued from previous page...*

Mol	Chain	Res	Type	Atoms	Z	Observed(°)	Ideal(°)
18	B	1479	GLY	CA-C-N	-5.67	113.55	121.99
18	B	1479	GLY	C-N-CA	-5.67	113.55	121.99
10	C16	861	ILE	CA-C-N	5.67	130.17	122.07
10	C16	861	ILE	C-N-CA	5.67	130.17	122.07
18	B	1771	LYS	CA-C-N	-5.67	113.92	122.81
18	B	1771	LYS	C-N-CA	-5.67	113.92	122.81
10	C32	415	SER	O-C-N	5.67	128.61	122.15
5	P	652	LEU	O-C-N	5.66	128.12	122.12
19	4	58	GLU	CA-C-N	-5.66	110.31	121.41
19	4	58	GLU	C-N-CA	-5.66	110.31	121.41
20	E8	448	LYS	CA-C-N	5.66	128.66	120.79
20	E8	448	LYS	C-N-CA	5.66	128.66	120.79
11	A40	124	ASN	O-C-N	-5.66	116.12	122.12
10	C8	1355	GLU	CA-C-N	5.66	132.35	121.54
10	C8	1355	GLU	C-N-CA	5.66	132.35	121.54
18	B8	1479	GLY	CA-C-N	-5.66	113.56	121.99
18	B8	1479	GLY	C-N-CA	-5.66	113.56	121.99
22	I24	108	LYS	CA-C-N	5.66	128.13	120.38
22	I24	108	LYS	C-N-CA	5.66	128.13	120.38
24	D40	1066	VAL	CA-C-N	5.66	132.35	121.54
24	D40	1066	VAL	C-N-CA	5.66	132.35	121.54
10	C32	632	GLN	O-C-N	-5.66	115.83	122.96
9	K8	1239	ASP	O-C-N	-5.66	115.46	122.82
10	C24	632	GLN	O-C-N	-5.66	115.83	122.96
24	D	1066	VAL	CA-C-N	5.66	132.35	121.54
24	D	1066	VAL	C-N-CA	5.66	132.35	121.54
10	C32	1336	ALA	CA-C-N	5.66	132.35	121.54
10	C32	1336	ALA	C-N-CA	5.66	132.35	121.54
12	A48	124	ASN	O-C-N	-5.66	116.12	122.12
9	K8	636	LYS	CA-C-N	5.66	130.78	122.63
9	K8	636	LYS	C-N-CA	5.66	130.78	122.63
21	H8	318	ALA	CA-C-N	5.66	132.50	121.41
21	H8	318	ALA	C-N-CA	5.66	132.50	121.41
10	C24	1336	ALA	CA-C-N	5.66	132.34	121.54
10	C24	1336	ALA	C-N-CA	5.66	132.34	121.54
22	I16	108	LYS	CA-C-N	5.66	128.13	120.38
22	I16	108	LYS	C-N-CA	5.66	128.13	120.38
18	B	122	GLU	O-C-N	-5.65	115.08	122.43
18	B8	940	GLY	O-C-N	-5.65	115.35	122.70
10	C32	728	SER	O-C-N	-5.65	115.49	123.01
5	P	577	SER	O-C-N	5.65	129.22	122.27
10	C16	289	ASP	CA-C-N	5.65	127.86	120.28

*Continued on next page...*

*Continued from previous page...*

Mol	Chain	Res	Type	Atoms	Z	Observed(°)	Ideal(°)
10	C16	289	ASP	C-N-CA	5.65	127.86	120.28
18	B8	122	GLU	O-C-N	-5.65	115.08	122.43
10	C16	1355	GLU	CA-C-N	5.65	132.33	121.54
10	C16	1355	GLU	C-N-CA	5.65	132.33	121.54
10	C24	852	VAL	O-C-N	-5.65	116.50	122.83
18	B	1110	LEU	CA-C-N	5.65	131.30	122.26
18	B	1110	LEU	C-N-CA	5.65	131.30	122.26
11	A24	124	ASN	O-C-N	-5.65	116.13	122.12
9	K	636	LYS	CA-C-N	5.65	130.76	122.63
9	K	636	LYS	C-N-CA	5.65	130.76	122.63
9	K	1029	VAL	O-C-N	5.65	127.57	121.87
18	B8	1356	SER	O-C-N	-5.65	115.61	122.22
20	E	448	LYS	CA-C-N	5.65	128.64	120.79
20	E	448	LYS	C-N-CA	5.65	128.64	120.79
24	D24	1066	VAL	CA-C-N	5.65	132.32	121.54
24	D24	1066	VAL	C-N-CA	5.65	132.32	121.54
10	C32	289	ASP	CA-C-N	5.65	127.85	120.28
10	C32	289	ASP	C-N-CA	5.65	127.85	120.28
10	C8	1336	ALA	CA-C-N	5.65	132.32	121.54
10	C8	1336	ALA	C-N-CA	5.65	132.32	121.54
10	C24	1279	THR	O-C-N	-5.64	116.89	123.27
5	P8	652	LEU	O-C-N	5.64	128.10	122.12
17	F24	55	PRO	CA-C-N	-5.64	115.60	119.66
17	F24	55	PRO	C-N-CA	-5.64	115.60	119.66
10	C16	1336	ALA	CA-C-N	5.64	132.31	121.54
10	C16	1336	ALA	C-N-CA	5.64	132.31	121.54
24	D40	1402	ILE	CA-C-N	5.64	132.31	121.54
24	D40	1402	ILE	C-N-CA	5.64	132.31	121.54
2	M	702	VAL	CA-C-N	5.64	127.83	120.28
2	M	702	VAL	C-N-CA	5.64	127.83	120.28
10	C24	415	SER	O-C-N	5.64	128.57	122.15
10	C	1279	THR	O-C-N	-5.64	116.90	123.27
16	A8	124	ASN	O-C-N	-5.64	116.14	122.12
21	H	318	ALA	CA-C-N	5.64	132.46	121.41
21	H	318	ALA	C-N-CA	5.64	132.46	121.41
2	M	342	VAL	CA-C-N	5.63	132.30	121.54
2	M	342	VAL	C-N-CA	5.63	132.30	121.54
2	M8	702	VAL	O-C-N	-5.63	116.22	121.97
10	C24	289	ASP	CA-C-N	5.63	127.83	120.28
10	C24	289	ASP	C-N-CA	5.63	127.83	120.28
18	B8	1771	LYS	CA-C-N	-5.63	113.96	122.81
18	B8	1771	LYS	C-N-CA	-5.63	113.96	122.81

*Continued on next page...*

*Continued from previous page...*

Mol	Chain	Res	Type	Atoms	Z	Observed(°)	Ideal(°)
10	C16	734	LEU	O-C-N	-5.63	115.94	121.18
10	C	106	GLY	O-C-N	-5.63	115.38	122.70
18	B8	428	GLN	O-C-N	-5.63	115.97	122.95
18	B8	854	SER	CA-C-N	5.63	132.45	121.41
18	B8	854	SER	C-N-CA	5.63	132.45	121.41
23	J24	727	GLY	O-C-N	5.63	127.60	122.19
24	D16	1402	ILE	CA-C-N	5.63	132.30	121.54
24	D16	1402	ILE	C-N-CA	5.63	132.30	121.54
10	C24	1475	GLY	O-C-N	5.63	127.59	122.18
19	48	58	GLU	CA-C-N	-5.63	110.37	121.41
19	48	58	GLU	C-N-CA	-5.63	110.37	121.41
18	B	235	ARG	O-C-N	5.63	128.09	122.12
18	B	688	GLY	CA-C-N	5.63	132.29	121.54
18	B	688	GLY	C-N-CA	5.63	132.29	121.54
18	B8	973	ASP	CA-C-N	-5.63	113.12	120.44
18	B8	973	ASP	C-N-CA	-5.63	113.12	120.44
5	P16	668	THR	O-C-N	5.63	128.57	122.15
9	K8	726	GLU	O-C-N	-5.63	115.10	122.59
9	K8	893	ASN	CA-C-N	5.63	132.29	121.54
9	K8	893	ASN	C-N-CA	5.63	132.29	121.54
10	C8	734	LEU	O-C-N	-5.63	115.94	121.18
24	D24	1402	ILE	CA-C-N	5.63	132.29	121.54
24	D24	1402	ILE	C-N-CA	5.63	132.29	121.54
10	C16	515	ASP	CA-C-N	-5.63	113.13	120.44
10	C16	515	ASP	C-N-CA	-5.63	113.13	120.44
10	C32	861	ILE	CA-C-N	5.63	130.12	122.07
10	C32	861	ILE	C-N-CA	5.63	130.12	122.07
10	C16	147	LEU	O-C-N	-5.62	116.76	123.06
11	A24	468	VAL	O-C-N	-5.62	115.54	122.57
10	C24	1355	GLU	CA-C-N	5.62	132.28	121.54
10	C24	1355	GLU	C-N-CA	5.62	132.28	121.54
18	B8	1110	LEU	CA-C-N	5.62	131.26	122.26
18	B8	1110	LEU	C-N-CA	5.62	131.26	122.26
21	H24	318	ALA	CA-C-N	5.62	132.43	121.41
21	H24	318	ALA	C-N-CA	5.62	132.43	121.41
10	C8	252	ASN	CA-C-N	-5.62	113.06	122.17
10	C8	252	ASN	C-N-CA	-5.62	113.06	122.17
18	B8	688	GLY	CA-C-N	5.62	132.28	121.54
18	B8	688	GLY	C-N-CA	5.62	132.28	121.54
10	C32	1445	THR	CA-C-N	-5.62	113.60	122.76
10	C32	1445	THR	C-N-CA	-5.62	113.60	122.76
9	K8	1194	GLU	O-C-N	5.62	128.08	122.12

*Continued on next page...*



*Continued from previous page...*

Mol	Chain	Res	Type	Atoms	Z	Observed(°)	Ideal(°)
9	K8	1224	GLY	O-C-N	-5.62	115.39	122.70
10	C16	1445	THR	CA-C-N	-5.62	113.60	122.76
10	C16	1445	THR	C-N-CA	-5.62	113.60	122.76
10	C24	106	GLY	O-C-N	-5.62	115.39	122.70
10	C24	328	HIS	CA-C-N	5.62	128.37	120.28
10	C24	328	HIS	C-N-CA	5.62	128.37	120.28
10	C	861	ILE	CA-C-N	5.62	130.11	122.07
10	C	861	ILE	C-N-CA	5.62	130.11	122.07
18	B8	1789	THR	O-C-N	-5.62	115.12	122.59
21	H16	318	ALA	CA-C-N	5.62	132.42	121.41
21	H16	318	ALA	C-N-CA	5.62	132.42	121.41
10	C24	1106	PRO	CA-C-N	5.62	128.58	120.38
10	C24	1106	PRO	C-N-CA	5.62	128.58	120.38
19	48	343	LEU	CA-C-N	-5.62	114.00	119.78
19	48	343	LEU	C-N-CA	-5.62	114.00	119.78
2	M8	342	VAL	CA-C-N	5.61	132.26	121.54
2	M8	342	VAL	C-N-CA	5.61	132.26	121.54
5	P16	150	PRO	CA-C-N	5.61	128.37	120.28
5	P16	150	PRO	C-N-CA	5.61	128.37	120.28
8	L8	717	PRO	N-CA-CB	5.61	106.33	103.19
9	K	726	GLU	O-C-N	-5.61	115.12	122.59
10	C8	328	HIS	CA-C-N	5.61	128.36	120.28
10	C8	328	HIS	C-N-CA	5.61	128.36	120.28
1	R16	1324	ASP	O-C-N	-5.61	114.02	123.00
13	V	884	ASN	CA-C-N	5.61	132.26	121.54
13	V	884	ASN	C-N-CA	5.61	132.26	121.54
10	C32	1106	PRO	CA-C-N	5.61	128.57	120.38
10	C32	1106	PRO	C-N-CA	5.61	128.57	120.38
2	M16	702	VAL	O-C-N	-5.61	116.25	121.97
5	P8	15	LEU	O-C-N	-5.61	115.80	122.20
15	J	722	LEU	O-C-N	-5.61	114.94	122.23
10	C8	289	ASP	CA-C-N	5.61	127.80	120.28
10	C8	289	ASP	C-N-CA	5.61	127.80	120.28
18	B	940	GLY	O-C-N	-5.61	115.41	122.70
22	I	108	LYS	CA-C-N	5.61	128.06	120.38
22	I	108	LYS	C-N-CA	5.61	128.06	120.38
9	K	893	ASN	CA-C-N	5.61	132.25	121.54
9	K	893	ASN	C-N-CA	5.61	132.25	121.54
10	C	328	HIS	CA-C-N	5.61	128.35	120.28
10	C	328	HIS	C-N-CA	5.61	128.35	120.28
5	P8	150	PRO	CA-C-N	5.61	128.35	120.28
5	P8	150	PRO	C-N-CA	5.61	128.35	120.28

*Continued on next page...*



*Continued from previous page...*

Mol	Chain	Res	Type	Atoms	Z	Observed(°)	Ideal(°)
18	B	1356	SER	O-C-N	-5.61	115.66	122.22
20	E	166	PRO	O-C-N	5.61	123.89	121.31
24	D8	1402	ILE	CA-C-N	5.61	132.25	121.54
24	D8	1402	ILE	C-N-CA	5.61	132.25	121.54
18	B8	1753	PRO	O-C-N	-5.60	116.56	123.01
18	B	1355	ASN	O-C-N	-5.60	115.46	122.35
24	D	1402	ILE	CA-C-N	5.60	132.24	121.54
24	D	1402	ILE	C-N-CA	5.60	132.24	121.54
10	C32	188	GLY	CA-C-N	5.60	126.84	119.84
10	C32	188	GLY	C-N-CA	5.60	126.84	119.84
12	A48	468	VAL	O-C-N	-5.60	115.57	122.57
10	C16	632	GLN	O-C-N	-5.60	115.90	122.96
11	A32	468	VAL	O-C-N	-5.60	115.57	122.57
10	C32	328	HIS	CA-C-N	5.60	128.34	120.28
10	C32	328	HIS	C-N-CA	5.60	128.34	120.28
10	C32	1077	ALA	O-C-N	-5.60	116.34	123.06
19	4	343	LEU	CA-C-N	-5.60	114.02	119.78
19	4	343	LEU	C-N-CA	-5.60	114.02	119.78
10	C	515	ASP	CA-C-N	-5.60	113.17	120.44
10	C	515	ASP	C-N-CA	-5.60	113.17	120.44
19	4	185	GLY	CA-C-N	-5.60	110.44	121.41
19	4	185	GLY	C-N-CA	-5.60	110.44	121.41
5	P	150	PRO	CA-C-N	5.59	128.34	120.28
5	P	150	PRO	C-N-CA	5.59	128.34	120.28
9	K	1270	VAL	O-C-N	-5.59	111.28	121.91
5	P	15	LEU	O-C-N	-5.59	115.82	122.20
15	J	722	LEU	CA-C-N	5.59	128.81	120.31
15	J	722	LEU	C-N-CA	5.59	128.81	120.31
18	B8	607	GLU	CA-C-N	-5.59	112.23	120.28
18	B8	607	GLU	C-N-CA	-5.59	112.23	120.28
9	K	1194	GLU	O-C-N	5.59	128.04	122.12
10	C16	1106	PRO	CA-C-N	5.59	128.54	120.38
10	C16	1106	PRO	C-N-CA	5.59	128.54	120.38
10	C	188	GLY	CA-C-N	5.59	126.83	119.84
10	C	188	GLY	C-N-CA	5.59	126.83	119.84
19	48	185	GLY	CA-C-N	-5.59	110.45	121.41
19	48	185	GLY	C-N-CA	-5.59	110.45	121.41
10	C32	1360	GLN	O-C-N	5.59	129.15	122.27
2	M16	552	PHE	O-C-N	-5.59	114.75	122.46
10	C16	188	GLY	CA-C-N	5.59	126.83	119.84
10	C16	188	GLY	C-N-CA	5.59	126.83	119.84
10	C	852	VAL	O-C-N	-5.59	116.57	122.83

*Continued on next page...*

*Continued from previous page...*

Mol	Chain	Res	Type	Atoms	Z	Observed(°)	Ideal(°)
10	C32	1475	GLY	O-C-N	5.59	127.54	122.18
10	C8	515	ASP	CA-C-N	-5.59	113.18	120.44
10	C8	515	ASP	C-N-CA	-5.59	113.18	120.44
3	N8	171	GLY	CA-C-N	-5.58	112.51	120.89
3	N8	171	GLY	C-N-CA	-5.58	112.51	120.89
10	C16	252	ASN	CA-C-N	-5.58	113.12	122.17
10	C16	252	ASN	C-N-CA	-5.58	113.12	122.17
7	Q	303	LEU	O-C-N	5.58	127.68	121.43
10	C16	1077	ALA	O-C-N	-5.58	116.36	123.06
9	K	1224	GLY	O-C-N	-5.58	115.45	122.70
10	C16	328	HIS	CA-C-N	5.58	128.31	120.28
10	C16	328	HIS	C-N-CA	5.58	128.31	120.28
7	Q16	209	LYS	CA-C-N	-5.58	113.83	122.09
7	Q16	209	LYS	C-N-CA	-5.58	113.83	122.09
10	C8	1077	ALA	O-C-N	-5.58	116.36	123.06
10	C32	852	VAL	O-C-N	-5.58	116.58	122.83
2	M	552	PHE	O-C-N	-5.58	114.77	122.46
5	P16	288	ARG	CA-C-N	5.58	124.93	118.85
5	P16	288	ARG	C-N-CA	5.58	124.93	118.85
10	C8	1331	CYS	CA-C-N	5.58	128.78	120.31
10	C8	1331	CYS	C-N-CA	5.58	128.78	120.31
2	M8	552	PHE	O-C-N	-5.57	114.77	122.46
10	C	1077	ALA	O-C-N	-5.57	116.37	123.06
18	B8	249	TYR	O-C-N	-5.57	116.69	123.16
10	C32	515	ASP	CA-C-N	-5.57	113.19	120.44
10	C32	515	ASP	C-N-CA	-5.57	113.19	120.44
5	P8	668	THR	O-C-N	5.57	128.50	122.15
8	L	717	PRO	N-CA-CB	5.57	106.31	103.19
3	N	171	GLY	CA-C-N	-5.57	112.53	120.89
3	N	171	GLY	C-N-CA	-5.57	112.53	120.89
3	N16	171	GLY	CA-C-N	-5.57	112.53	120.89
3	N16	171	GLY	C-N-CA	-5.57	112.53	120.89
9	K	1129	PRO	O-C-N	-5.57	115.43	122.17
10	C24	1445	THR	CA-C-N	-5.57	113.68	122.76
10	C24	1445	THR	C-N-CA	-5.57	113.68	122.76
10	C32	916	LEU	CA-C-N	5.57	130.48	122.35
10	C32	916	LEU	C-N-CA	5.57	130.48	122.35
10	C32	1655	GLN	O-C-N	-5.57	116.67	122.96
10	C24	732	THR	CA-C-N	-5.57	115.36	122.77
10	C24	732	THR	C-N-CA	-5.57	115.36	122.77
18	B8	1048	LYS	O-C-N	5.57	128.50	122.15
7	Q8	209	LYS	CA-C-N	-5.57	113.85	122.09

*Continued on next page...*

*Continued from previous page...*

Mol	Chain	Res	Type	Atoms	Z	Observed(°)	Ideal(°)
7	Q8	209	LYS	C-N-CA	-5.57	113.85	122.09
9	K8	1270	VAL	O-C-N	-5.57	111.34	121.91
18	B	435	CYS	O-C-N	5.57	128.02	122.12
10	C24	1596	GLU	CA-C-N	5.56	130.09	120.58
10	C24	1596	GLU	C-N-CA	5.56	130.09	120.58
10	C	728	SER	O-C-N	-5.56	115.61	123.01
5	P	62	ASP	CA-C-N	5.56	131.34	120.99
5	P	62	ASP	C-N-CA	5.56	131.34	120.99
18	B	854	SER	CA-C-N	5.56	132.31	121.41
18	B	854	SER	C-N-CA	5.56	132.31	121.41
7	Q16	276	ASN	O-C-N	-5.56	114.16	122.39
10	C24	734	LEU	O-C-N	-5.56	116.01	121.18
18	B8	1355	ASN	O-C-N	-5.56	115.51	122.35
1	R	1148	LYS	O-C-N	5.56	128.49	122.15
1	R	1324	ASP	O-C-N	-5.56	114.11	123.00
5	P	668	THR	O-C-N	5.56	128.49	122.15
7	Q8	276	ASN	O-C-N	-5.56	114.17	122.39
10	C24	252	ASN	CA-C-N	-5.56	113.17	122.17
10	C24	252	ASN	C-N-CA	-5.56	113.17	122.17
10	C24	1331	CYS	CA-C-N	5.56	128.76	120.31
10	C24	1331	CYS	C-N-CA	5.56	128.76	120.31
10	C	1383	GLY	CA-C-N	5.56	127.67	120.56
10	C	1383	GLY	C-N-CA	5.56	127.67	120.56
10	C	734	LEU	O-C-N	-5.56	116.01	121.18
20	E8	426	LEU	O-C-N	-5.56	114.98	122.43
3	N	163	ALA	CA-C-N	-5.55	112.90	119.84
3	N	163	ALA	C-N-CA	-5.55	112.90	119.84
10	C24	515	ASP	CA-C-N	-5.55	113.22	120.44
10	C24	515	ASP	C-N-CA	-5.55	113.22	120.44
18	B	607	GLU	CA-C-N	-5.55	112.28	120.28
18	B	607	GLU	C-N-CA	-5.55	112.28	120.28
10	C32	734	LEU	O-C-N	-5.55	116.01	121.18
7	Q	276	ASN	O-C-N	-5.55	114.17	122.39
18	B	249	TYR	O-C-N	-5.55	116.72	123.16
10	C32	252	ASN	CA-C-N	-5.55	113.17	122.17
10	C32	252	ASN	C-N-CA	-5.55	113.17	122.17
10	C8	1445	THR	CA-C-N	-5.55	113.71	122.76
10	C8	1445	THR	C-N-CA	-5.55	113.71	122.76
5	P8	288	ARG	CA-C-N	5.55	124.90	118.85
5	P8	288	ARG	C-N-CA	5.55	124.90	118.85
10	C16	1383	GLY	CA-C-N	5.55	127.66	120.56
10	C16	1383	GLY	C-N-CA	5.55	127.66	120.56

*Continued on next page...*

*Continued from previous page...*

Mol	Chain	Res	Type	Atoms	Z	Observed(°)	Ideal(°)
10	C16	1596	GLU	CA-C-N	5.55	130.07	120.58
10	C16	1596	GLU	C-N-CA	5.55	130.07	120.58
10	C	1445	THR	CA-C-N	-5.55	113.72	122.76
10	C	1445	THR	C-N-CA	-5.55	113.72	122.76
10	C8	1106	PRO	CA-C-N	5.55	128.48	120.38
10	C8	1106	PRO	C-N-CA	5.55	128.48	120.38
10	C8	1383	GLY	CA-C-N	5.55	127.66	120.56
10	C8	1383	GLY	C-N-CA	5.55	127.66	120.56
20	E	344	PRO	O-C-N	-5.55	115.15	122.64
10	C	1106	PRO	CA-C-N	5.55	128.48	120.38
10	C	1106	PRO	C-N-CA	5.55	128.48	120.38
1	R8	1324	ASP	O-C-N	-5.55	114.13	123.00
10	C24	861	ILE	CA-C-N	5.55	130.00	122.07
10	C24	861	ILE	C-N-CA	5.55	130.00	122.07
10	C	252	ASN	CA-C-N	-5.55	113.19	122.17
10	C	252	ASN	C-N-CA	-5.55	113.19	122.17
10	C	1475	GLY	O-C-N	5.55	127.50	122.18
10	C8	852	VAL	O-C-N	-5.55	116.62	122.83
10	C16	852	VAL	O-C-N	-5.54	116.62	122.83
24	D8	744	LEU	CA-C-N	5.54	125.61	120.34
24	D8	744	LEU	C-N-CA	5.54	125.61	120.34
1	R16	1148	LYS	O-C-N	5.54	128.47	122.15
10	C	1360	GLN	O-C-N	5.54	129.09	122.27
10	C24	1360	GLN	O-C-N	5.54	129.09	122.27
10	C8	732	THR	CA-C-N	-5.54	115.40	122.77
10	C8	732	THR	C-N-CA	-5.54	115.40	122.77
24	D24	385	PRO	N-CA-CB	5.54	106.29	103.19
10	C8	188	GLY	CA-C-N	5.54	126.76	119.84
10	C8	188	GLY	C-N-CA	5.54	126.76	119.84
18	B	1836	LEU	O-C-N	5.54	128.47	122.15
3	N16	163	ALA	CA-C-N	-5.54	112.92	119.84
3	N16	163	ALA	C-N-CA	-5.54	112.92	119.84
4	T16	389	SER	CA-C-N	5.54	127.70	120.28
4	T16	389	SER	C-N-CA	5.54	127.70	120.28
18	B	1122	SER	CA-C-N	5.54	132.12	121.54
18	B	1122	SER	C-N-CA	5.54	132.12	121.54
18	B	1643	ILE	O-C-N	5.54	127.66	121.90
7	Q	209	LYS	CA-C-N	-5.54	113.90	122.09
7	Q	209	LYS	C-N-CA	-5.54	113.90	122.09
24	D24	744	LEU	CA-C-N	5.53	125.60	120.34
24	D24	744	LEU	C-N-CA	5.53	125.60	120.34
9	K8	1129	PRO	O-C-N	-5.53	115.48	122.17

*Continued on next page...*

*Continued from previous page...*

Mol	Chain	Res	Type	Atoms	Z	Observed(°)	Ideal(°)
10	C24	916	LEU	CA-C-N	5.53	130.43	122.35
10	C24	916	LEU	C-N-CA	5.53	130.43	122.35
20	E8	130	GLY	CA-C-N	-5.53	112.92	119.84
20	E8	130	GLY	C-N-CA	-5.53	112.92	119.84
2	M	702	VAL	O-C-N	-5.53	116.33	121.97
5	P8	62	ASP	CA-C-N	5.53	131.28	120.99
5	P8	62	ASP	C-N-CA	5.53	131.28	120.99
10	C16	1795	ASP	O-C-N	-5.53	116.12	122.09
18	B8	1362	ALA	CA-C-N	5.53	132.10	121.54
18	B8	1362	ALA	C-N-CA	5.53	132.10	121.54
18	B	1048	LYS	O-C-N	5.53	128.45	122.15
20	E	130	GLY	CA-C-N	-5.53	112.93	119.84
20	E	130	GLY	C-N-CA	-5.53	112.93	119.84
20	E8	344	PRO	O-C-N	-5.53	115.18	122.64
10	C16	581	TYR	CA-C-N	5.53	128.14	120.29
10	C16	581	TYR	C-N-CA	5.53	128.14	120.29
10	C24	1783	TYR	CA-C-N	5.53	127.30	120.34
10	C24	1783	TYR	C-N-CA	5.53	127.30	120.34
10	C32	581	TYR	CA-C-N	5.53	128.14	120.29
10	C32	581	TYR	C-N-CA	5.53	128.14	120.29
10	C32	1596	GLU	CA-C-N	5.53	130.03	120.58
10	C32	1596	GLU	C-N-CA	5.53	130.03	120.58
10	C8	1596	GLU	CA-C-N	5.52	130.03	120.58
10	C8	1596	GLU	C-N-CA	5.52	130.03	120.58
5	P8	679	SER	O-C-N	5.52	129.06	122.27
10	C16	1475	GLY	O-C-N	5.52	127.48	122.18
10	C8	581	TYR	CA-C-N	5.52	128.13	120.29
10	C8	581	TYR	C-N-CA	5.52	128.13	120.29
10	C8	1655	GLN	O-C-N	-5.52	116.72	122.96
20	E8	166	PRO	O-C-N	5.52	123.85	121.31
3	N8	163	ALA	CA-C-N	-5.52	112.94	119.84
3	N8	163	ALA	C-N-CA	-5.52	112.94	119.84
5	P	679	SER	O-C-N	5.52	129.06	122.27
5	P16	62	ASP	CA-C-N	5.52	131.26	120.99
5	P16	62	ASP	C-N-CA	5.52	131.26	120.99
10	C	1783	TYR	CA-C-N	5.52	127.30	120.34
10	C	1783	TYR	C-N-CA	5.52	127.30	120.34
10	C8	1805	ASP	O-C-N	5.52	127.97	122.12
18	B8	1122	SER	CA-C-N	5.52	132.08	121.54
18	B8	1122	SER	C-N-CA	5.52	132.08	121.54
20	E	426	LEU	O-C-N	-5.52	115.03	122.43
10	C16	1045	GLN	O-C-N	5.52	127.97	122.12

*Continued on next page...*

*Continued from previous page...*

Mol	Chain	Res	Type	Atoms	Z	Observed(°)	Ideal(°)
10	C16	1360	GLN	O-C-N	5.52	129.06	122.27
18	B	1634	LEU	CA-C-N	5.52	130.23	120.74
18	B	1634	LEU	C-N-CA	5.52	130.23	120.74
18	B8	1643	ILE	O-C-N	5.52	127.64	121.90
10	C32	1783	TYR	CA-C-N	5.52	127.29	120.34
10	C32	1783	TYR	C-N-CA	5.52	127.29	120.34
2	M	552	PHE	CA-C-N	5.52	126.10	119.98
2	M	552	PHE	C-N-CA	5.52	126.10	119.98
10	C24	188	GLY	CA-C-N	5.52	126.73	119.84
10	C24	188	GLY	C-N-CA	5.52	126.73	119.84
10	C8	1783	TYR	CA-C-N	5.52	127.29	120.34
10	C8	1783	TYR	C-N-CA	5.52	127.29	120.34
5	P	288	ARG	CA-C-N	5.51	124.86	118.85
5	P	288	ARG	C-N-CA	5.51	124.86	118.85
5	P16	679	SER	O-C-N	5.51	129.05	122.27
9	K8	1172	ARG	O-C-N	5.51	128.44	122.15
14	W	599	ALA	CA-C-N	5.51	126.73	119.84
14	W	599	ALA	C-N-CA	5.51	126.73	119.84
18	B	668	ILE	O-C-N	-5.51	114.83	122.05
18	B	1362	ALA	CA-C-N	5.51	132.07	121.54
18	B	1362	ALA	C-N-CA	5.51	132.07	121.54
18	B8	1189	SER	O-C-N	-5.51	115.69	122.20
9	K	602	ASP	CA-C-N	5.51	131.72	120.80
9	K	602	ASP	C-N-CA	5.51	131.72	120.80
10	C16	1783	TYR	CA-C-N	5.51	127.28	120.34
10	C16	1783	TYR	C-N-CA	5.51	127.28	120.34
18	B	1189	SER	O-C-N	-5.51	115.70	122.20
10	C24	1045	GLN	O-C-N	5.51	127.96	122.12
24	D	744	LEU	CA-C-N	5.51	125.57	120.34
24	D	744	LEU	C-N-CA	5.51	125.57	120.34
1	R8	1148	LYS	O-C-N	5.51	128.43	122.15
18	B	428	GLN	O-C-N	-5.51	116.12	122.95
2	M8	552	PHE	CA-C-N	5.50	126.09	119.98
2	M8	552	PHE	C-N-CA	5.50	126.09	119.98
17	F8	55	PRO	CA-C-N	-5.50	115.70	119.66
17	F8	55	PRO	C-N-CA	-5.50	115.70	119.66
13	V	885	ARG	CA-C-N	5.50	130.36	122.21
13	V	885	ARG	C-N-CA	5.50	130.36	122.21
10	C32	1383	GLY	CA-C-N	5.50	127.60	120.56
10	C32	1383	GLY	C-N-CA	5.50	127.60	120.56
10	C	601	ASN	O-C-N	5.50	128.42	122.15
10	C8	1795	ASP	O-C-N	-5.50	116.15	122.09

*Continued on next page...*

*Continued from previous page...*

Mol	Chain	Res	Type	Atoms	Z	Observed(°)	Ideal(°)
18	B	1753	PRO	O-C-N	-5.50	116.68	123.01
24	D40	385	PRO	N-CA-CB	5.50	106.27	103.19
24	D40	744	LEU	CA-C-N	5.50	125.57	120.34
24	D40	744	LEU	C-N-CA	5.50	125.57	120.34
10	C8	1360	GLN	O-C-N	5.50	129.04	122.27
10	C16	991	LEU	O-C-N	5.50	128.42	122.15
2	M	360	LEU	O-C-N	5.50	129.69	122.33
10	C16	732	THR	CA-C-N	-5.50	115.46	122.77
10	C16	732	THR	C-N-CA	-5.50	115.46	122.77
10	C24	601	ASN	O-C-N	5.50	128.41	122.15
14	W	340	GLY	N-CA-C	5.50	122.85	115.59
18	B8	668	ILE	O-C-N	-5.50	114.85	122.05
10	C16	1655	GLN	O-C-N	-5.49	116.75	122.96
10	C	1596	GLU	CA-C-N	5.49	129.97	120.58
10	C	1596	GLU	C-N-CA	5.49	129.97	120.58
4	T	389	SER	CA-C-N	5.49	127.64	120.28
4	T	389	SER	C-N-CA	5.49	127.64	120.28
10	C32	601	ASN	O-C-N	5.49	128.41	122.15
10	C16	1331	CYS	CA-C-N	5.49	128.65	120.31
10	C16	1331	CYS	C-N-CA	5.49	128.65	120.31
10	C	1655	GLN	O-C-N	-5.49	116.75	122.96
17	F16	55	PRO	CA-C-N	-5.49	115.71	119.66
17	F16	55	PRO	C-N-CA	-5.49	115.71	119.66
10	C32	1331	CYS	CA-C-N	5.49	128.66	120.31
10	C32	1331	CYS	C-N-CA	5.49	128.66	120.31
10	C	581	TYR	CA-C-N	5.49	128.08	120.29
10	C	581	TYR	C-N-CA	5.49	128.08	120.29
20	E	442	LYS	CA-C-N	5.49	132.02	121.54
20	E	442	LYS	C-N-CA	5.49	132.02	121.54
24	D16	744	LEU	CA-C-N	5.49	125.55	120.34
24	D16	744	LEU	C-N-CA	5.49	125.55	120.34
18	B8	1634	LEU	CA-C-N	5.49	130.17	120.74
18	B8	1634	LEU	C-N-CA	5.49	130.17	120.74
9	K8	602	ASP	CA-C-N	5.48	131.66	120.80
9	K8	602	ASP	C-N-CA	5.48	131.66	120.80
14	W	753	THR	CA-C-N	-5.48	112.95	120.46
14	W	753	THR	C-N-CA	-5.48	112.95	120.46
10	C	732	THR	CA-C-N	-5.48	115.48	122.77
10	C	732	THR	C-N-CA	-5.48	115.48	122.77
18	B	920	ASP	CA-C-N	5.48	128.18	120.28
18	B	920	ASP	C-N-CA	5.48	128.18	120.28
18	B8	195	MET	O-C-N	-5.48	116.82	123.29

*Continued on next page...*



*Continued from previous page...*

Mol	Chain	Res	Type	Atoms	Z	Observed(°)	Ideal(°)
18	B8	920	ASP	CA-C-N	5.48	128.18	120.28
18	B8	920	ASP	C-N-CA	5.48	128.18	120.28
20	E8	442	LYS	CA-C-N	5.48	132.01	121.54
20	E8	442	LYS	C-N-CA	5.48	132.01	121.54
13	V	880	ARG	O-C-N	-5.48	115.30	122.59
10	C	1795	ASP	O-C-N	-5.48	116.17	122.09
18	B	988	SER	O-C-N	-5.48	115.30	122.59
18	B8	988	SER	O-C-N	-5.48	115.30	122.59
10	C16	601	ASN	O-C-N	5.48	128.40	122.15
10	C24	581	TYR	CA-C-N	5.48	128.07	120.29
10	C24	581	TYR	C-N-CA	5.48	128.07	120.29
10	C24	1383	GLY	CA-C-N	5.47	127.57	120.56
10	C24	1383	GLY	C-N-CA	5.47	127.57	120.56
19	4	6	HIS	CA-C-N	-5.47	113.92	119.83
19	4	6	HIS	C-N-CA	-5.47	113.92	119.83
20	E	95	ARG	O-C-N	5.47	127.92	122.12
4	T8	389	SER	CA-C-N	5.47	127.61	120.28
4	T8	389	SER	C-N-CA	5.47	127.61	120.28
24	D16	829	GLN	OE1-CD-NE2	-5.47	117.13	122.60
2	M16	756	MET	CA-C-N	-5.47	111.49	120.13
2	M16	756	MET	C-N-CA	-5.47	111.49	120.13
9	K	1172	ARG	O-C-N	5.47	128.38	122.15
9	K	1219	VAL	O-C-N	-5.47	116.53	121.89
10	C16	916	LEU	CA-C-N	5.47	130.33	122.35
10	C16	916	LEU	C-N-CA	5.47	130.33	122.35
10	C	1045	GLN	O-C-N	5.47	127.92	122.12
10	C32	1045	GLN	O-C-N	5.47	127.91	122.12
18	B	450	CYS	O-C-N	5.46	127.91	122.12
20	E	224	SER	O-C-N	5.46	128.38	122.15
10	C32	732	THR	CA-C-N	-5.46	115.50	122.77
10	C32	732	THR	C-N-CA	-5.46	115.50	122.77
5	P16	398	LYS	O-C-N	-5.46	116.33	122.12
20	E	209	SER	O-C-N	-5.46	116.12	122.89
10	C32	991	LEU	O-C-N	5.46	128.37	122.15
2	M16	552	PHE	CA-C-N	5.46	126.04	119.98
2	M16	552	PHE	C-N-CA	5.46	126.04	119.98
20	E8	95	ARG	O-C-N	5.46	127.91	122.12
18	B8	939	SER	CA-C-N	5.46	132.10	121.41
18	B8	939	SER	C-N-CA	5.46	132.10	121.41
2	M8	360	LEU	O-C-N	5.46	129.64	122.33
10	C24	1805	ASP	O-C-N	5.46	127.90	122.12
18	B8	1668	PHE	CA-C-N	5.46	126.66	119.84

*Continued on next page...*



*Continued from previous page...*

Mol	Chain	Res	Type	Atoms	Z	Observed(°)	Ideal(°)
18	B8	1668	PHE	C-N-CA	5.46	126.66	119.84
9	K8	1219	VAL	O-C-N	-5.45	116.55	121.89
12	A	469	VAL	CA-C-N	-5.45	111.13	121.54
12	A	469	VAL	C-N-CA	-5.45	111.13	121.54
2	M16	440	HIS	O-C-N	5.45	128.36	122.15
10	C24	1655	GLN	O-C-N	-5.45	116.80	122.96
24	D	385	PRO	N-CA-CB	5.45	106.24	103.19
24	D32	744	LEU	CA-C-N	5.45	125.52	120.34
24	D32	744	LEU	C-N-CA	5.45	125.52	120.34
10	C16	1363	ASP	O-C-N	5.45	127.89	122.12
10	C16	1805	ASP	O-C-N	5.45	127.89	122.12
7	Q16	261	GLN	O-C-N	-5.45	115.35	122.59
10	C	916	LEU	CA-C-N	5.45	130.30	122.35
10	C	916	LEU	C-N-CA	5.45	130.30	122.35
18	B8	161	SER	O-C-N	-5.45	116.58	123.01
20	E8	209	SER	O-C-N	-5.45	116.14	122.89
14	W	603	LEU	O-C-N	-5.44	115.06	121.32
19	48	6	HIS	CA-C-N	-5.44	113.95	119.83
19	48	6	HIS	C-N-CA	-5.44	113.95	119.83
5	P8	672	LEU	O-C-N	5.44	128.35	122.15
18	B	1668	PHE	CA-C-N	5.44	126.64	119.84
18	B	1668	PHE	C-N-CA	5.44	126.64	119.84
2	M16	337	ASP	CA-C-N	-5.44	112.82	122.07
2	M16	337	ASP	C-N-CA	-5.44	112.82	122.07
5	P	672	LEU	O-C-N	5.44	128.35	122.15
5	P16	672	LEU	O-C-N	5.44	128.35	122.15
10	C16	1617	ALA	CA-C-N	-5.44	112.36	121.17
10	C16	1617	ALA	C-N-CA	-5.44	112.36	121.17
10	C8	916	LEU	CA-C-N	5.44	130.29	122.35
10	C8	916	LEU	C-N-CA	5.44	130.29	122.35
24	D24	1067	SER	N-CA-C	5.44	122.39	110.80
10	C32	115	ILE	O-C-N	5.44	127.15	121.87
2	M16	360	LEU	O-C-N	5.44	129.62	122.33
18	B	709	THR	O-C-N	-5.44	116.84	123.10
18	B8	534	GLY	O-C-N	-5.44	118.52	123.36
9	K8	1241	THR	CA-C-N	5.44	129.91	121.26
9	K8	1241	THR	C-N-CA	5.44	129.91	121.26
18	B8	1836	LEU	O-C-N	5.44	128.35	122.15
19	48	132	ASP	CA-C-N	-5.44	114.42	122.41
19	48	132	ASP	C-N-CA	-5.44	114.42	122.41
9	K	889	ARG	O-C-N	-5.44	112.56	122.34
18	B	195	MET	O-C-N	-5.44	116.88	123.29

*Continued on next page...*

*Continued from previous page...*

Mol	Chain	Res	Type	Atoms	Z	Observed(°)	Ideal(°)
24	D8	385	PRO	N-CA-CB	5.44	106.23	103.19
18	B	939	SER	CA-C-N	5.43	132.06	121.41
18	B	939	SER	C-N-CA	5.43	132.06	121.41
18	B	1615	LYS	O-C-N	5.43	128.35	122.15
22	I24	294	TYR	CA-C-N	-5.43	112.86	122.26
22	I24	294	TYR	C-N-CA	-5.43	112.86	122.26
12	A48	469	VAL	CA-C-N	-5.43	111.16	121.54
12	A48	469	VAL	C-N-CA	-5.43	111.16	121.54
2	M8	337	ASP	CA-C-N	-5.43	112.83	122.07
2	M8	337	ASP	C-N-CA	-5.43	112.83	122.07
24	D40	1067	SER	N-CA-C	5.43	122.37	110.80
18	B	1486	ASP	O-C-N	5.43	127.88	122.12
10	C32	147	LEU	CA-C-N	5.43	128.04	120.65
10	C32	147	LEU	C-N-CA	5.43	128.04	120.65
1	R	1138	LEU	CA-C-N	5.43	127.56	120.28
1	R	1138	LEU	C-N-CA	5.43	127.56	120.28
3	N16	231	SER	CA-C-N	5.43	128.07	122.80
3	N16	231	SER	C-N-CA	5.43	128.07	122.80
9	K	1241	THR	CA-C-N	5.43	129.89	121.26
9	K	1241	THR	C-N-CA	5.43	129.89	121.26
14	W	605	ASN	O-C-N	5.43	128.95	122.27
10	C	428	GLY	CA-C-N	5.43	129.68	120.88
10	C	428	GLY	C-N-CA	5.43	129.68	120.88
9	K8	1098	LYS	O-C-N	5.43	128.57	122.22
20	E8	224	SER	O-C-N	5.42	128.33	122.15
1	R16	1138	LEU	CA-C-N	5.42	127.54	120.28
1	R16	1138	LEU	C-N-CA	5.42	127.54	120.28
7	Q	65	ASN	O-C-N	5.42	126.13	121.30
7	Q	261	GLN	O-C-N	-5.42	115.38	122.59
18	B8	1230	GLY	CA-C-N	5.42	131.07	120.99
18	B8	1230	GLY	C-N-CA	5.42	131.07	120.99
10	C32	1617	ALA	CA-C-N	-5.42	112.39	121.17
10	C32	1617	ALA	C-N-CA	-5.42	112.39	121.17
10	C24	1617	ALA	CA-C-N	-5.42	112.39	121.17
10	C24	1617	ALA	C-N-CA	-5.42	112.39	121.17
9	K8	889	ARG	O-C-N	-5.42	112.59	122.34
2	M	337	ASP	CA-C-N	-5.42	112.86	122.07
2	M	337	ASP	C-N-CA	-5.42	112.86	122.07
10	C16	428	GLY	CA-C-N	5.42	129.65	120.88
10	C16	428	GLY	C-N-CA	5.42	129.65	120.88
10	C24	115	ILE	O-C-N	5.42	127.12	121.87
13	V	880	ARG	CA-C-N	-5.42	110.80	121.41

*Continued on next page...*

*Continued from previous page...*

Mol	Chain	Res	Type	Atoms	Z	Observed(°)	Ideal(°)
13	V	880	ARG	C-N-CA	-5.42	110.80	121.41
24	D32	385	PRO	N-CA-CB	5.41	106.22	103.19
10	C32	1805	ASP	O-C-N	5.41	127.86	122.12
10	C24	533	ALA	O-C-N	-5.41	116.91	123.13
22	I	294	TYR	CA-C-N	-5.41	112.90	122.26
22	I	294	TYR	C-N-CA	-5.41	112.90	122.26
2	M8	440	HIS	O-C-N	5.41	128.32	122.15
10	C16	533	ALA	O-C-N	-5.41	116.91	123.13
11	A24	469	VAL	CA-C-N	-5.41	111.21	121.54
11	A24	469	VAL	C-N-CA	-5.41	111.21	121.54
19	4	132	ASP	CA-C-N	-5.41	114.46	122.41
19	4	132	ASP	C-N-CA	-5.41	114.46	122.41
24	D	1067	SER	N-CA-C	5.41	122.33	110.80
10	C24	152	ILE	O-C-N	5.41	127.12	121.87
10	C8	601	ASN	O-C-N	5.41	128.32	122.15
18	B	1230	GLY	CA-C-N	5.41	131.05	120.99
18	B	1230	GLY	C-N-CA	5.41	131.05	120.99
24	D8	1067	SER	N-CA-C	5.41	122.32	110.80
2	M8	756	MET	CA-C-N	-5.41	111.59	120.13
2	M8	756	MET	C-N-CA	-5.41	111.59	120.13
7	Q8	261	GLN	O-C-N	-5.41	115.40	122.59
23	J8	723	GLN	O-C-N	-5.41	115.19	122.43
3	N	231	SER	CA-C-N	5.41	128.04	122.80
3	N	231	SER	C-N-CA	5.41	128.04	122.80
14	W	206	GLN	OE1-CD-NE2	-5.41	117.19	122.60
10	C24	428	GLY	CA-C-N	5.40	129.63	120.88
10	C24	428	GLY	C-N-CA	5.40	129.63	120.88
10	C	1805	ASP	O-C-N	5.40	127.85	122.12
11	A32	639	GLY	O-C-N	5.40	127.36	122.88
5	P8	398	LYS	O-C-N	-5.40	116.39	122.12
13	V	895	LEU	O-C-N	5.40	128.91	122.27
10	C8	1045	GLN	O-C-N	5.40	127.84	122.12
11	A32	99	THR	O-C-N	-5.40	115.34	122.42
11	A24	38	ASP	O-C-N	5.40	127.84	122.12
10	C24	653	TYR	O-C-N	-5.40	115.11	121.32
22	I8	294	TYR	CA-C-N	-5.40	112.92	122.26
22	I8	294	TYR	C-N-CA	-5.40	112.92	122.26
24	D16	1067	SER	N-CA-C	5.40	122.29	110.80
24	D32	1067	SER	N-CA-C	5.40	122.29	110.80
3	N8	231	SER	CA-C-N	5.39	128.03	122.80
3	N8	231	SER	C-N-CA	5.39	128.03	122.80
11	A40	38	ASP	O-C-N	5.39	127.84	122.12

*Continued on next page...*

*Continued from previous page...*

Mol	Chain	Res	Type	Atoms	Z	Observed(°)	Ideal(°)
13	V	831	LYS	O-C-N	-5.39	116.88	123.30
18	B8	709	THR	O-C-N	-5.39	116.90	123.10
10	C	1617	ALA	CA-C-N	-5.39	112.43	121.17
10	C	1617	ALA	C-N-CA	-5.39	112.43	121.17
11	A16	99	THR	O-C-N	-5.39	115.36	122.42
18	B8	1013	VAL	O-C-N	-5.39	116.42	121.87
24	D16	385	PRO	N-CA-CB	5.39	106.21	103.19
2	M	244	PHE	O-C-N	-5.39	115.64	121.95
18	B8	1617	GLN	O-C-N	5.39	128.30	122.15
10	C32	1363	ASP	O-C-N	5.39	127.83	122.12
2	M16	404	ASP	O-C-N	5.39	128.29	122.15
5	P	398	LYS	O-C-N	-5.39	116.41	122.12
10	C16	115	ILE	O-C-N	5.39	127.10	121.87
14	W	777	LEU	O-C-N	5.39	128.29	122.15
10	C	1386	ASP	O-C-N	5.39	127.83	122.12
10	C8	152	ILE	O-C-N	5.39	127.10	121.87
11	A32	469	VAL	CA-C-N	-5.39	111.25	121.54
11	A32	469	VAL	C-N-CA	-5.39	111.25	121.54
22	I16	294	TYR	CA-C-N	-5.39	112.94	122.26
22	I16	294	TYR	C-N-CA	-5.39	112.94	122.26
17	F	55	PRO	CA-C-N	-5.39	115.78	119.66
17	F	55	PRO	C-N-CA	-5.39	115.78	119.66
23	J24	723	GLN	O-C-N	-5.39	115.21	122.43
1	R8	1138	LEU	CA-C-N	5.39	127.50	120.28
1	R8	1138	LEU	C-N-CA	5.39	127.50	120.28
18	B	534	GLY	O-C-N	-5.39	118.57	123.36
18	B	1264	GLN	O-C-N	5.39	127.83	122.12
10	C24	580	GLY	CA-C-N	-5.38	114.60	122.19
10	C24	580	GLY	C-N-CA	-5.38	114.60	122.19
24	D24	829	GLN	OE1-CD-NE2	-5.38	117.22	122.60
10	C24	147	LEU	CA-C-N	5.38	127.97	120.65
10	C24	147	LEU	C-N-CA	5.38	127.97	120.65
3	N	160	PRO	CA-C-N	5.38	128.49	120.31
3	N	160	PRO	C-N-CA	5.38	128.49	120.31
5	P8	150	PRO	O-C-N	-5.38	116.28	122.85
10	C16	1491	CYS	O-C-N	-5.38	115.51	122.77
10	C	427	ASP	O-C-N	-5.38	114.76	122.29
10	C24	1177	ARG	O-C-N	5.38	127.82	122.12
10	C	533	ALA	O-C-N	-5.38	116.94	123.13
10	C32	653	TYR	CA-C-N	5.38	125.02	119.05
10	C32	653	TYR	C-N-CA	5.38	125.02	119.05
2	M8	404	ASP	O-C-N	5.38	128.28	122.15

*Continued on next page...*

*Continued from previous page...*

Mol	Chain	Res	Type	Atoms	Z	Observed(°)	Ideal(°)
10	C	152	ILE	O-C-N	5.38	127.09	121.87
10	C	1363	ASP	O-C-N	5.38	127.82	122.12
10	C8	1617	ALA	CA-C-N	-5.38	112.46	121.17
10	C8	1617	ALA	C-N-CA	-5.38	112.46	121.17
18	B8	770	LEU	O-C-N	5.38	127.82	122.12
9	K	733	LEU	O-C-N	5.38	127.82	122.12
10	C	1177	ARG	O-C-N	5.38	127.82	122.12
10	C8	991	LEU	O-C-N	5.38	128.28	122.15
11	A32	38	ASP	O-C-N	5.38	127.82	122.12
18	B8	450	CYS	O-C-N	5.38	127.82	122.12
9	K8	733	LEU	O-C-N	5.37	127.82	122.12
10	C16	427	ASP	O-C-N	-5.37	114.77	122.29
10	C24	653	TYR	CA-C-N	5.37	125.02	119.05
10	C24	653	TYR	C-N-CA	5.37	125.02	119.05
10	C	1340	PRO	CA-C-N	5.37	128.22	120.38
10	C	1340	PRO	C-N-CA	5.37	128.22	120.38
11	A24	462	THR	CA-C-N	5.37	131.94	121.41
11	A24	462	THR	C-N-CA	5.37	131.94	121.41
10	C24	1806	ARG	CA-C-N	5.37	128.01	120.28
10	C24	1806	ARG	C-N-CA	5.37	128.01	120.28
11	A40	469	VAL	CA-C-N	-5.37	111.28	121.54
11	A40	469	VAL	C-N-CA	-5.37	111.28	121.54
11	A16	462	THR	CA-C-N	5.37	131.94	121.41
11	A16	462	THR	C-N-CA	5.37	131.94	121.41
11	A16	639	GLY	O-C-N	5.37	127.34	122.88
12	A48	834	ARG	O-C-N	5.37	127.81	122.12
2	M8	244	PHE	O-C-N	-5.37	115.67	121.95
3	N8	160	PRO	CA-C-N	5.37	128.47	120.31
3	N8	160	PRO	C-N-CA	5.37	128.47	120.31
10	C16	580	GLY	CA-C-N	-5.37	114.62	122.19
10	C16	580	GLY	C-N-CA	-5.37	114.62	122.19
18	B8	1615	LYS	O-C-N	5.37	128.27	122.15
18	B8	1905	MET	O-C-N	5.37	127.81	122.12
10	C32	1491	CYS	O-C-N	-5.37	115.52	122.77
4	T	328	ASP	CA-CB-CG	5.37	117.97	112.60
10	C16	653	TYR	CA-C-N	5.37	125.01	119.05
10	C16	653	TYR	C-N-CA	5.37	125.01	119.05
10	C32	428	GLY	CA-C-N	5.37	129.57	120.88
10	C32	428	GLY	C-N-CA	5.37	129.57	120.88
10	C8	1363	ASP	O-C-N	5.37	127.81	122.12
10	C32	580	GLY	CA-C-N	-5.37	114.62	122.19
10	C32	580	GLY	C-N-CA	-5.37	114.62	122.19

*Continued on next page...*

*Continued from previous page...*

Mol	Chain	Res	Type	Atoms	Z	Observed(°)	Ideal(°)
2	M	756	MET	CA-C-N	-5.36	111.66	120.13
2	M	756	MET	C-N-CA	-5.36	111.66	120.13
7	Q8	65	ASN	O-C-N	5.36	126.07	121.30
10	C	115	ILE	O-C-N	5.36	127.07	121.87
11	A32	462	THR	CA-C-N	5.36	131.92	121.41
11	A32	462	THR	C-N-CA	5.36	131.92	121.41
12	A	449	ASP	O-C-N	5.36	127.80	122.12
14	W	788	ASN	O-C-N	5.36	127.80	122.12
10	C8	428	GLY	CA-C-N	5.36	129.57	120.88
10	C8	428	GLY	C-N-CA	5.36	129.57	120.88
10	C8	580	GLY	CA-C-N	-5.36	114.63	122.19
10	C8	580	GLY	C-N-CA	-5.36	114.63	122.19
10	C	653	TYR	CA-C-N	5.36	125.00	119.05
10	C	653	TYR	C-N-CA	5.36	125.00	119.05
15	J	681	GLU	O-C-N	-5.36	116.44	122.12
3	N16	160	PRO	CA-C-N	5.36	128.45	120.31
3	N16	160	PRO	C-N-CA	5.36	128.45	120.31
10	C16	147	LEU	CA-C-N	5.36	127.94	120.65
10	C16	147	LEU	C-N-CA	5.36	127.94	120.65
10	C	1491	CYS	O-C-N	-5.36	115.54	122.77
18	B8	124	THR	CA-C-N	5.36	131.77	121.54
18	B8	124	THR	C-N-CA	5.36	131.77	121.54
4	T16	328	ASP	CA-CB-CG	5.36	117.95	112.60
9	K	1098	LYS	O-C-N	5.36	128.49	122.22
11	A40	639	GLY	O-C-N	5.36	127.33	122.88
10	C8	147	LEU	CA-C-N	5.36	127.93	120.65
10	C8	147	LEU	C-N-CA	5.36	127.93	120.65
10	C8	861	ILE	O-C-N	-5.36	115.88	122.57
11	A32	834	ARG	O-C-N	5.36	127.80	122.12
10	C32	427	ASP	O-C-N	-5.36	114.79	122.29
10	C	43	LEU	CA-C-N	5.35	131.46	123.05
10	C	43	LEU	C-N-CA	5.35	131.46	123.05
10	C8	43	LEU	CA-C-N	5.35	131.46	123.05
10	C8	43	LEU	C-N-CA	5.35	131.46	123.05
24	D8	745	GLY	CA-C-N	5.35	131.77	121.54
24	D8	745	GLY	C-N-CA	5.35	131.77	121.54
12	A48	157	LEU	O-C-N	5.35	126.02	121.20
2	M	701	SER	O-C-N	-5.35	116.26	121.93
11	A40	462	THR	CA-C-N	5.35	131.90	121.41
11	A40	462	THR	C-N-CA	5.35	131.90	121.41
10	C	147	LEU	CA-C-N	5.35	127.93	120.65
10	C	147	LEU	C-N-CA	5.35	127.93	120.65

*Continued on next page...*

*Continued from previous page...*

Mol	Chain	Res	Type	Atoms	Z	Observed(°)	Ideal(°)
10	C	667	ILE	O-C-N	5.35	127.85	121.80
10	C8	1386	ASP	O-C-N	5.35	127.79	122.12
18	B	1617	GLN	O-C-N	5.35	128.25	122.15
18	B8	958	ARG	CA-C-N	-5.35	113.83	122.24
18	B8	958	ARG	C-N-CA	-5.35	113.83	122.24
18	B8	1105	LEU	O-C-N	5.35	128.25	122.15
10	C32	533	ALA	O-C-N	-5.35	116.97	123.13
10	C	991	LEU	O-C-N	5.35	128.25	122.15
18	B	161	SER	O-C-N	-5.35	116.70	123.01
24	D	829	GLN	OE1-CD-NE2	-5.35	117.25	122.60
10	C32	682	SER	CA-C-N	5.35	130.55	122.42
10	C32	682	SER	C-N-CA	5.35	130.55	122.42
10	C8	427	ASP	O-C-N	-5.35	114.80	122.29
3	N	66	HIS	CA-C-N	5.35	125.02	119.56
3	N	66	HIS	C-N-CA	5.35	125.02	119.56
5	P16	150	PRO	O-C-N	-5.35	116.33	122.85
11	A24	157	LEU	O-C-N	5.35	126.01	121.20
18	B	1924	GLY	CA-C-N	5.35	129.72	120.58
18	B	1924	GLY	C-N-CA	5.35	129.72	120.58
12	A48	462	THR	CA-C-N	5.35	131.89	121.41
12	A48	462	THR	C-N-CA	5.35	131.89	121.41
2	M16	701	SER	O-C-N	-5.34	116.27	121.93
10	C24	847	ARG	CA-C-N	5.34	129.15	120.60
10	C24	847	ARG	C-N-CA	5.34	129.15	120.60
10	C8	1177	ARG	O-C-N	5.34	127.78	122.12
18	B	958	ARG	CA-C-N	-5.34	113.85	122.24
18	B	958	ARG	C-N-CA	-5.34	113.85	122.24
18	B8	1924	GLY	CA-C-N	5.34	129.72	120.58
18	B8	1924	GLY	C-N-CA	5.34	129.72	120.58
24	D40	829	GLN	OE1-CD-NE2	-5.34	117.26	122.60
2	M	404	ASP	O-C-N	5.34	128.24	122.15
4	T8	328	ASP	CA-CB-CG	5.34	117.94	112.60
9	K	1155	THR	O-C-N	-5.34	116.43	122.68
10	C	847	ARG	CA-C-N	5.34	129.15	120.60
10	C	847	ARG	C-N-CA	5.34	129.15	120.60
10	C8	1491	CYS	O-C-N	-5.34	115.56	122.77
11	A16	469	VAL	CA-C-N	-5.34	111.34	121.54
11	A16	469	VAL	C-N-CA	-5.34	111.34	121.54
18	B	124	THR	CA-C-N	5.34	131.74	121.54
18	B	124	THR	C-N-CA	5.34	131.74	121.54
19	48	372	LYS	CA-C-N	-5.34	113.22	121.45
19	48	372	LYS	C-N-CA	-5.34	113.22	121.45

*Continued on next page...*



*Continued from previous page...*

Mol	Chain	Res	Type	Atoms	Z	Observed(°)	Ideal(°)
23	J8	684	ASP	O-C-N	-5.34	115.41	122.57
10	C	580	GLY	CA-C-N	-5.34	114.66	122.19
10	C	580	GLY	C-N-CA	-5.34	114.66	122.19
10	C	653	TYR	O-C-N	-5.34	115.18	121.32
10	C8	1771	GLN	CA-C-N	5.34	130.82	122.17
10	C8	1771	GLN	C-N-CA	5.34	130.82	122.17
18	B	1105	LEU	O-C-N	5.34	128.24	122.15
10	C32	1340	PRO	CA-C-N	5.34	128.17	120.38
10	C32	1340	PRO	C-N-CA	5.34	128.17	120.38
11	A16	449	ASP	O-C-N	5.34	127.78	122.12
10	C24	427	ASP	O-C-N	-5.33	114.82	122.29
10	C8	1806	ARG	CA-C-N	5.33	127.96	120.28
10	C8	1806	ARG	C-N-CA	5.33	127.96	120.28
23	J24	684	ASP	O-C-N	-5.33	115.42	122.57
24	D	745	GLY	CA-C-N	5.33	131.73	121.54
24	D	745	GLY	C-N-CA	5.33	131.73	121.54
24	D8	829	GLN	OE1-CD-NE2	-5.33	117.27	122.60
24	D24	745	GLY	CA-C-N	5.33	131.73	121.54
24	D24	745	GLY	C-N-CA	5.33	131.73	121.54
2	M	326	GLN	O-C-N	-5.33	115.50	122.59
2	M	440	HIS	O-C-N	5.33	128.23	122.15
2	M8	701	SER	O-C-N	-5.33	116.28	121.93
5	P	150	PRO	O-C-N	-5.33	116.34	122.85
10	C8	653	TYR	CA-C-N	5.33	124.97	119.05
10	C8	653	TYR	C-N-CA	5.33	124.97	119.05
18	B8	202	LEU	O-C-N	5.33	127.77	122.12
19	4	282	GLU	O-C-N	-5.33	117.14	123.22
5	P	207	HIS	CA-C-N	-5.33	114.27	119.76
5	P	207	HIS	C-N-CA	-5.33	114.27	119.76
10	C16	847	ARG	CA-C-N	5.33	129.13	120.60
10	C16	847	ARG	C-N-CA	5.33	129.13	120.60
18	B	1905	MET	O-C-N	5.33	127.77	122.12
10	C32	653	TYR	O-C-N	-5.33	115.19	121.32
10	C16	1806	ARG	CA-C-N	5.33	127.96	120.28
10	C16	1806	ARG	C-N-CA	5.33	127.96	120.28
10	C24	43	LEU	CA-C-N	5.33	131.42	123.05
10	C24	43	LEU	C-N-CA	5.33	131.42	123.05
13	V	827	TRP	CA-C-N	5.33	127.86	120.29
13	V	827	TRP	C-N-CA	5.33	127.86	120.29
3	N8	66	HIS	CA-C-N	5.33	124.99	119.56
3	N8	66	HIS	C-N-CA	5.33	124.99	119.56
18	B	770	LEU	O-C-N	5.33	127.77	122.12

*Continued on next page...*



*Continued from previous page...*

Mol	Chain	Res	Type	Atoms	Z	Observed(°)	Ideal(°)
23	J16	684	ASP	O-C-N	-5.33	115.43	122.57
24	D16	745	GLY	CA-C-N	5.33	131.72	121.54
24	D16	745	GLY	C-N-CA	5.33	131.72	121.54
24	D24	681	ASP	CA-C-N	5.33	131.72	121.54
24	D24	681	ASP	C-N-CA	5.33	131.72	121.54
10	C32	43	LEU	CA-C-N	5.33	131.42	123.05
10	C32	43	LEU	C-N-CA	5.33	131.42	123.05
18	B8	1486	ASP	O-C-N	5.33	127.77	122.12
24	D32	829	GLN	OE1-CD-NE2	-5.33	117.27	122.60
24	D40	745	GLY	CA-C-N	5.33	131.72	121.54
24	D40	745	GLY	C-N-CA	5.33	131.72	121.54
10	C16	1386	ASP	O-C-N	5.33	127.77	122.12
10	C24	1340	PRO	CA-C-N	5.33	128.16	120.38
10	C24	1340	PRO	C-N-CA	5.33	128.16	120.38
14	W	708	PRO	CA-C-N	5.33	128.33	120.82
14	W	708	PRO	C-N-CA	5.33	128.33	120.82
18	B8	485	ASN	O-C-N	5.32	127.76	122.12
23	J16	723	GLN	O-C-N	-5.32	115.30	122.43
24	D32	681	ASP	CA-C-N	5.32	131.71	121.54
24	D32	681	ASP	C-N-CA	5.32	131.71	121.54
10	C32	1538	THR	O-C-N	-5.32	115.99	122.22
18	B	1147	ASP	CA-C-N	5.32	128.03	120.53
18	B	1147	ASP	C-N-CA	5.32	128.03	120.53
19	48	282	GLU	O-C-N	-5.32	117.15	123.22
4	T8	58	ASP	CA-C-N	5.32	127.67	120.38
4	T8	58	ASP	C-N-CA	5.32	127.67	120.38
6	O8	181	GLU	CA-C-N	-5.32	113.06	122.26
6	O8	181	GLU	C-N-CA	-5.32	113.06	122.26
9	K8	1155	THR	O-C-N	-5.32	116.45	122.68
5	P8	207	HIS	CA-C-N	-5.32	114.28	119.76
5	P8	207	HIS	C-N-CA	-5.32	114.28	119.76
10	C	1269	PHE	CA-C-N	-5.32	114.90	122.77
10	C	1269	PHE	C-N-CA	-5.32	114.90	122.77
10	C8	847	ARG	O-C-N	-5.32	115.74	122.17
7	Q16	65	ASN	O-C-N	5.32	126.03	121.30
7	Q16	224	GLY	O-C-N	-5.32	115.77	122.41
9	K	1184	HIS	O-C-N	-5.32	116.09	122.15
10	C24	682	SER	CA-C-N	5.32	130.50	122.42
10	C24	682	SER	C-N-CA	5.32	130.50	122.42
10	C	847	ARG	O-C-N	-5.32	115.74	122.17
10	C8	653	TYR	O-C-N	-5.32	115.21	121.32
10	C32	1386	ASP	O-C-N	5.32	127.75	122.12

*Continued on next page...*

*Continued from previous page...*

Mol	Chain	Res	Type	Atoms	Z	Observed(°)	Ideal(°)
12	A48	449	ASP	O-C-N	5.32	127.75	122.12
5	P16	1	MET	O-C-N	-5.31	114.50	123.00
2	M16	244	PHE	O-C-N	-5.31	115.73	121.95
5	P	146	SER	O-C-N	-5.31	115.53	122.59
6	O16	181	GLU	CA-C-N	-5.31	113.07	122.26
6	O16	181	GLU	C-N-CA	-5.31	113.07	122.26
10	C24	1269	PHE	CA-C-N	-5.31	114.91	122.77
10	C24	1269	PHE	C-N-CA	-5.31	114.91	122.77
11	A16	834	ARG	O-C-N	5.31	127.75	122.12
18	B8	465	GLU	O-C-N	5.31	128.21	122.15
18	B8	1147	ASP	CA-C-N	5.31	128.02	120.53
18	B8	1147	ASP	C-N-CA	5.31	128.02	120.53
10	C32	1806	ARG	CA-C-N	5.31	127.93	120.28
10	C32	1806	ARG	C-N-CA	5.31	127.93	120.28
12	A	462	THR	CA-C-N	5.31	131.82	121.41
12	A	462	THR	C-N-CA	5.31	131.82	121.41
10	C	1771	GLN	CA-C-N	5.31	130.77	122.17
10	C	1771	GLN	C-N-CA	5.31	130.77	122.17
10	C32	152	ILE	O-C-N	5.31	127.02	121.87
1	R	1440	PRO	CA-C-N	5.31	128.38	120.31
1	R	1440	PRO	C-N-CA	5.31	128.38	120.31
2	M16	203	PRO	O-C-N	-5.31	116.15	122.89
10	C16	1177	ARG	O-C-N	5.31	127.75	122.12
10	C16	1771	GLN	CA-C-N	5.31	130.77	122.17
10	C16	1771	GLN	C-N-CA	5.31	130.77	122.17
18	B8	115	THR	CA-C-N	-5.31	114.61	122.41
18	B8	115	THR	C-N-CA	-5.31	114.61	122.41
18	B8	1264	GLN	O-C-N	5.31	127.75	122.12
19	4	372	LYS	CA-C-N	-5.31	113.27	121.45
19	4	372	LYS	C-N-CA	-5.31	113.27	121.45
23	J32	723	GLN	O-C-N	-5.31	115.31	122.43
24	D8	681	ASP	CA-C-N	5.31	131.68	121.54
24	D8	681	ASP	C-N-CA	5.31	131.68	121.54
24	D32	745	GLY	CA-C-N	5.31	131.68	121.54
24	D32	745	GLY	C-N-CA	5.31	131.68	121.54
5	P	1	MET	O-C-N	-5.31	114.51	123.00
8	L16	315	GLN	OE1-CD-NE2	-5.31	117.29	122.60
10	C16	682	SER	CA-C-N	5.31	130.49	122.42
10	C16	682	SER	C-N-CA	5.31	130.49	122.42
18	B	465	GLU	O-C-N	5.31	128.20	122.15
10	C32	667	ILE	O-C-N	5.31	127.80	121.80
10	C16	43	LEU	CA-C-N	5.31	131.38	123.05

*Continued on next page...*

*Continued from previous page...*

Mol	Chain	Res	Type	Atoms	Z	Observed(°)	Ideal(°)
10	C16	43	LEU	C-N-CA	5.31	131.38	123.05
10	C16	1078	GLY	O-C-N	-5.31	115.80	122.70
11	A24	449	ASP	O-C-N	5.31	127.74	122.12
10	C24	1386	ASP	O-C-N	5.31	127.74	122.12
12	A	834	ARG	O-C-N	5.31	127.74	122.12
22	I	356	ARG	O-C-N	5.31	127.74	122.12
10	C24	1729	ASN	CA-C-N	5.30	128.85	120.47
10	C24	1729	ASN	C-N-CA	5.30	128.85	120.47
10	C	1806	ARG	CA-C-N	5.30	127.92	120.28
10	C	1806	ARG	C-N-CA	5.30	127.92	120.28
10	C32	1076	TYR	CA-C-N	-5.30	113.47	121.05
10	C32	1076	TYR	C-N-CA	-5.30	113.47	121.05
10	C24	1771	GLN	CA-C-N	5.30	130.76	122.17
10	C24	1771	GLN	C-N-CA	5.30	130.76	122.17
20	E8	347	PRO	C-N-CD	-5.30	103.26	125.00
10	C32	1078	GLY	O-C-N	-5.30	115.81	122.70
6	O	181	GLU	CA-C-N	-5.30	113.09	122.26
6	O	181	GLU	C-N-CA	-5.30	113.09	122.26
10	C16	653	TYR	O-C-N	-5.30	115.23	121.32
10	C24	1795	ASP	O-C-N	-5.30	116.11	122.15
11	A16	38	ASP	O-C-N	5.30	127.74	122.12
11	A32	449	ASP	O-C-N	5.30	127.74	122.12
24	D	681	ASP	CA-C-N	5.30	131.66	121.54
24	D	681	ASP	C-N-CA	5.30	131.66	121.54
18	B	485	ASN	O-C-N	5.30	127.73	122.12
4	T16	58	ASP	CA-C-N	5.30	127.64	120.38
4	T16	58	ASP	C-N-CA	5.30	127.64	120.38
10	C8	115	ILE	O-C-N	5.30	127.01	121.87
10	C8	682	SER	CA-C-N	5.30	130.47	122.42
10	C8	682	SER	C-N-CA	5.30	130.47	122.42
18	B	202	LEU	O-C-N	5.30	127.73	122.12
19	4	34	TYR	CA-C-N	5.30	125.86	119.98
19	4	34	TYR	C-N-CA	5.30	125.86	119.98
19	4	417	ASP	O-C-N	-5.29	116.08	122.65
5	P16	582	GLU	O-C-N	5.29	127.73	122.12
10	C16	861	ILE	O-C-N	-5.29	115.95	122.57
10	C8	1538	THR	O-C-N	-5.29	116.03	122.22
20	E	347	PRO	C-N-CD	-5.29	103.29	125.00
23	J32	684	ASP	O-C-N	-5.29	115.47	122.57
10	C32	847	ARG	O-C-N	-5.29	115.76	122.17
10	C32	1771	GLN	CA-C-N	5.29	130.75	122.17
10	C32	1771	GLN	C-N-CA	5.29	130.75	122.17

*Continued on next page...*

*Continued from previous page...*

Mol	Chain	Res	Type	Atoms	Z	Observed(°)	Ideal(°)
10	C8	1340	PRO	CA-C-N	5.29	128.11	120.38
10	C8	1340	PRO	C-N-CA	5.29	128.11	120.38
24	D16	681	ASP	CA-C-N	5.29	131.65	121.54
24	D16	681	ASP	C-N-CA	5.29	131.65	121.54
5	P8	582	GLU	O-C-N	5.29	127.73	122.12
10	C16	667	ILE	O-C-N	5.29	127.78	121.80
10	C24	991	LEU	O-C-N	5.29	128.18	122.15
18	B	1190	GLY	O-C-N	-5.29	117.57	122.86
24	D40	681	ASP	CA-C-N	5.29	131.64	121.54
24	D40	681	ASP	C-N-CA	5.29	131.64	121.54
1	R16	1440	PRO	CA-C-N	5.29	128.35	120.31
1	R16	1440	PRO	C-N-CA	5.29	128.35	120.31
7	Q	224	GLY	O-C-N	-5.29	115.80	122.41
10	C24	667	ILE	O-C-N	5.29	127.78	121.80
10	C24	847	ARG	O-C-N	-5.29	115.77	122.17
10	C8	1269	PHE	CA-C-N	-5.29	114.94	122.77
10	C8	1269	PHE	C-N-CA	-5.29	114.94	122.77
10	C16	152	ILE	O-C-N	5.29	127.00	121.87
10	C16	847	ARG	O-C-N	-5.29	115.77	122.17
5	P8	1	MET	O-C-N	-5.29	114.54	123.00
10	C24	72	LEU	O-C-N	-5.29	117.30	123.27
14	W	641	GLU	CA-C-N	5.29	127.80	120.29
14	W	641	GLU	C-N-CA	5.29	127.80	120.29
10	C8	533	ALA	O-C-N	-5.29	117.05	123.13
2	M16	531	ASP	O-C-N	-5.28	115.61	122.37
10	C16	1257	ALA	O-C-N	5.28	127.72	122.12
19	48	34	TYR	CA-C-N	5.28	125.84	119.98
19	48	34	TYR	C-N-CA	5.28	125.84	119.98
10	C32	847	ARG	CA-C-N	5.28	129.05	120.60
10	C32	847	ARG	C-N-CA	5.28	129.05	120.60
12	A48	782	PRO	CA-C-N	5.28	131.63	121.54
12	A48	782	PRO	C-N-CA	5.28	131.63	121.54
2	M8	203	PRO	O-C-N	-5.28	116.18	122.89
7	Q	161	LYS	CA-C-N	-5.28	115.77	122.37
7	Q	161	LYS	C-N-CA	-5.28	115.77	122.37
10	C24	1491	CYS	O-C-N	-5.28	115.64	122.77
11	A40	157	LEU	O-C-N	5.28	125.95	121.20
10	C16	1076	TYR	CA-C-N	-5.28	113.50	121.05
10	C16	1076	TYR	C-N-CA	-5.28	113.50	121.05
10	C24	1078	GLY	O-C-N	-5.28	115.84	122.70
24	D16	760	SER	CA-C-N	5.28	131.62	121.54
24	D16	760	SER	C-N-CA	5.28	131.62	121.54

*Continued on next page...*

*Continued from previous page...*

Mol	Chain	Res	Type	Atoms	Z	Observed(°)	Ideal(°)
12	A48	639	GLY	O-C-N	5.28	127.26	122.88
1	R	1203	SER	CA-C-N	-5.28	111.46	121.54
1	R	1203	SER	C-N-CA	-5.28	111.46	121.54
14	W	444	ARG	CD-NE-CZ	5.28	131.79	124.40
2	M	203	PRO	O-C-N	-5.28	116.19	122.89
10	C8	847	ARG	CA-C-N	5.28	129.04	120.60
10	C8	847	ARG	C-N-CA	5.28	129.04	120.60
19	48	28	GLU	O-C-N	5.28	127.51	122.07
24	D8	760	SER	CA-C-N	5.28	131.62	121.54
24	D8	760	SER	C-N-CA	5.28	131.62	121.54
10	C16	1340	PRO	CA-C-N	5.28	128.08	120.38
10	C16	1340	PRO	C-N-CA	5.28	128.08	120.38
10	C24	1538	THR	O-C-N	-5.28	116.05	122.22
12	A	782	PRO	CA-C-N	5.28	131.62	121.54
12	A	782	PRO	C-N-CA	5.28	131.62	121.54
24	D32	760	SER	CA-C-N	5.28	131.62	121.54
24	D32	760	SER	C-N-CA	5.28	131.62	121.54
10	C32	1269	PHE	CA-C-N	-5.28	114.96	122.77
10	C32	1269	PHE	C-N-CA	-5.28	114.96	122.77
10	C24	1076	TYR	CA-C-N	-5.27	113.51	121.05
10	C24	1076	TYR	C-N-CA	-5.27	113.51	121.05
19	4	24	ASN	CA-C-N	-5.27	114.07	121.72
19	4	24	ASN	C-N-CA	-5.27	114.07	121.72
8	L	315	GLN	OE1-CD-NE2	-5.27	117.33	122.60
10	C	861	ILE	O-C-N	-5.27	115.98	122.57
18	B	115	THR	CA-C-N	-5.27	114.66	122.41
18	B	115	THR	C-N-CA	-5.27	114.66	122.41
10	C16	72	LEU	O-C-N	-5.27	117.31	123.27
18	B8	5	ASN	O-C-N	-5.27	115.65	122.77
24	D40	760	SER	CA-C-N	5.27	131.61	121.54
24	D40	760	SER	C-N-CA	5.27	131.61	121.54
10	C24	1257	ALA	O-C-N	5.27	127.71	122.12
11	A40	449	ASP	O-C-N	5.27	127.71	122.12
10	C8	1729	ASN	CA-C-N	5.27	128.80	120.47
10	C8	1729	ASN	C-N-CA	5.27	128.80	120.47
18	B8	1685	THR	O-C-N	-5.27	116.34	123.19
10	C32	1177	ARG	O-C-N	5.27	127.70	122.12
10	C32	1795	ASP	O-C-N	-5.27	116.14	122.15
1	R8	1203	SER	CA-C-N	-5.27	111.48	121.54
1	R8	1203	SER	C-N-CA	-5.27	111.48	121.54
5	P8	146	SER	O-C-N	-5.27	115.58	122.59
5	P16	207	HIS	CA-C-N	-5.27	114.33	119.76

*Continued on next page...*

*Continued from previous page...*

Mol	Chain	Res	Type	Atoms	Z	Observed(°)	Ideal(°)
5	P16	207	HIS	C-N-CA	-5.27	114.33	119.76
9	K	1160	ARG	O-C-N	5.27	128.75	122.27
11	A16	525	ALA	O-C-N	-5.27	115.58	122.59
18	B8	1190	GLY	O-C-N	-5.27	117.59	122.86
19	4	28	GLU	O-C-N	5.27	127.50	122.07
24	D	760	SER	CA-C-N	5.27	131.60	121.54
24	D	760	SER	C-N-CA	5.27	131.60	121.54
12	A	157	LEU	O-C-N	5.27	125.94	121.20
18	B	693	SER	CA-C-N	5.27	131.73	121.41
18	B	693	SER	C-N-CA	5.27	131.73	121.41
4	T	58	ASP	CA-C-N	5.26	127.59	120.38
4	T	58	ASP	C-N-CA	5.26	127.59	120.38
5	P16	146	SER	O-C-N	-5.26	115.59	122.59
5	P16	446	HIS	CA-C-N	-5.26	113.58	120.95
5	P16	446	HIS	C-N-CA	-5.26	113.58	120.95
10	C	682	SER	CA-C-N	5.26	130.42	122.42
10	C	682	SER	C-N-CA	5.26	130.42	122.42
10	C16	1538	THR	O-C-N	-5.26	116.06	122.22
12	A48	140	TRP	O-C-N	-5.26	116.15	122.15
6	O	37	GLU	O-C-N	5.26	129.54	123.17
10	C16	1780	ARG	O-C-N	-5.26	115.59	122.59
11	A40	140	TRP	O-C-N	-5.26	116.15	122.15
1	R8	1440	PRO	CA-C-N	5.26	128.30	120.31
1	R8	1440	PRO	C-N-CA	5.26	128.30	120.31
2	M16	326	GLN	O-C-N	-5.26	115.59	122.59
3	N16	66	HIS	CA-C-N	5.26	124.92	119.56
3	N16	66	HIS	C-N-CA	5.26	124.92	119.56
7	Q8	224	GLY	O-C-N	-5.26	115.84	122.41
19	48	24	ASN	CA-C-N	-5.26	114.09	121.72
19	48	24	ASN	C-N-CA	-5.26	114.09	121.72
10	C32	931	PRO	O-C-N	-5.26	115.19	122.24
2	M8	326	GLN	O-C-N	-5.26	115.60	122.59
11	A40	525	ALA	O-C-N	-5.26	115.60	122.59
10	C8	1076	TYR	CA-C-N	-5.26	113.53	121.05
10	C8	1076	TYR	C-N-CA	-5.26	113.53	121.05
16	A8	157	LEU	O-C-N	5.26	125.93	121.20
22	I24	348	ASP	CA-C-N	5.26	125.06	119.28
22	I24	348	ASP	C-N-CA	5.26	125.06	119.28
10	C32	1780	ARG	O-C-N	-5.26	115.60	122.59
11	A24	525	ALA	O-C-N	-5.25	115.60	122.59
10	C8	667	ILE	O-C-N	5.25	127.73	121.80
18	B	5	ASN	O-C-N	-5.25	115.68	122.77

*Continued on next page...*

*Continued from previous page...*

Mol	Chain	Res	Type	Atoms	Z	Observed(°)	Ideal(°)
18	B	1247	GLY	O-C-N	5.25	127.23	122.19
14	W	49	GLN	OE1-CD-NE2	-5.25	117.35	122.60
18	B8	693	SER	CA-C-N	5.25	131.70	121.41
18	B8	693	SER	C-N-CA	5.25	131.70	121.41
1	R16	1203	SER	CA-C-N	-5.25	111.52	121.54
1	R16	1203	SER	C-N-CA	-5.25	111.52	121.54
10	C	1076	TYR	CA-C-N	-5.25	113.55	121.05
10	C	1076	TYR	C-N-CA	-5.25	113.55	121.05
10	C8	1716	LYS	O-C-N	5.25	128.13	122.15
18	B	1013	VAL	O-C-N	-5.25	116.57	121.87
18	B8	675	SER	CA-C-N	-5.25	112.72	120.28
18	B8	675	SER	C-N-CA	-5.25	112.72	120.28
10	C16	1269	PHE	CA-C-N	-5.25	115.00	122.77
10	C16	1269	PHE	C-N-CA	-5.25	115.00	122.77
11	A40	834	ARG	O-C-N	5.25	127.68	122.12
13	V	888	PRO	O-C-N	-5.25	116.45	122.85
10	C	1078	GLY	O-C-N	-5.25	115.88	122.70
19	48	417	ASP	O-C-N	-5.25	116.14	122.65
2	M8	531	ASP	O-C-N	-5.24	115.66	122.37
6	O16	37	GLU	O-C-N	5.24	129.51	123.17
10	C	1780	ARG	O-C-N	-5.24	115.62	122.59
10	C32	861	ILE	O-C-N	-5.24	116.02	122.57
7	Q8	161	LYS	CA-C-N	-5.24	115.82	122.37
7	Q8	161	LYS	C-N-CA	-5.24	115.82	122.37
8	L8	315	GLN	OE1-CD-NE2	-5.24	117.36	122.60
10	C24	378	GLU	O-C-N	-5.24	116.42	122.87
12	A	639	GLY	O-C-N	5.24	127.23	122.88
10	C	72	LEU	O-C-N	-5.24	117.35	123.27
10	C8	1078	GLY	O-C-N	-5.24	115.89	122.70
10	C32	378	GLU	O-C-N	-5.24	116.42	122.87
12	A48	525	ALA	O-C-N	-5.24	115.62	122.59
12	A48	558	SER	O-C-N	-5.24	116.58	122.97
9	K8	828	PRO	O-C-N	-5.24	116.57	122.91
11	A24	834	ARG	O-C-N	5.24	127.67	122.12
12	A	525	ALA	O-C-N	-5.24	115.62	122.59
10	C	1332	GLN	O-C-N	-5.24	116.09	122.22
11	A24	639	GLY	O-C-N	5.24	127.23	122.88
10	C24	1363	ASP	O-C-N	5.24	127.67	122.12
10	C24	1780	ARG	O-C-N	-5.24	115.62	122.59
10	C32	1257	ALA	O-C-N	5.24	127.67	122.12
13	V	859	ARG	O-C-N	5.24	127.67	122.12
11	A24	782	PRO	CA-C-N	5.23	131.54	121.54

*Continued on next page...*



*Continued from previous page...*

Mol	Chain	Res	Type	Atoms	Z	Observed(°)	Ideal(°)
11	A24	782	PRO	C-N-CA	5.23	131.54	121.54
10	C24	931	PRO	O-C-N	-5.23	115.23	122.24
18	B	675	SER	CA-C-N	-5.23	112.74	120.28
18	B	675	SER	C-N-CA	-5.23	112.74	120.28
18	B8	1247	GLY	O-C-N	5.23	127.21	122.19
10	C8	72	LEU	O-C-N	-5.23	117.36	123.27
11	A32	525	ALA	O-C-N	-5.23	115.63	122.59
8	L	297	ASP	CA-CB-CG	5.23	117.83	112.60
8	L16	297	ASP	CA-CB-CG	5.23	117.83	112.60
9	K8	1160	ARG	O-C-N	5.23	128.70	122.27
10	C16	759	VAL	O-C-N	-5.23	116.59	121.87
10	C16	1729	ASN	CA-C-N	5.23	128.73	120.47
10	C16	1729	ASN	C-N-CA	5.23	128.73	120.47
12	A	558	SER	O-C-N	-5.23	116.59	122.97
11	A40	782	PRO	CA-C-N	5.23	131.53	121.54
11	A40	782	PRO	C-N-CA	5.23	131.53	121.54
10	C	378	GLU	O-C-N	-5.23	116.44	122.87
22	I24	356	ARG	O-C-N	5.23	127.66	122.12
24	D24	760	SER	CA-C-N	5.23	131.53	121.54
24	D24	760	SER	C-N-CA	5.23	131.53	121.54
6	O8	37	GLU	O-C-N	5.23	129.50	123.17
10	C24	1383	GLY	O-C-N	-5.23	117.17	122.19
22	I8	97	THR	CA-C-N	5.23	128.96	120.60
22	I8	97	THR	C-N-CA	5.23	128.96	120.60
5	P	446	HIS	CA-C-N	-5.23	113.63	120.95
5	P	446	HIS	C-N-CA	-5.23	113.63	120.95
16	A8	140	TRP	O-C-N	-5.23	116.19	122.15
18	B	1443	SER	CA-C-N	-5.23	113.51	121.66
18	B	1443	SER	C-N-CA	-5.23	113.51	121.66
3	N16	160	PRO	O-C-N	-5.22	116.53	123.01
10	C16	1059	ALA	CA-C-N	-5.22	113.81	122.32
10	C16	1059	ALA	C-N-CA	-5.22	113.81	122.32
10	C16	1716	LYS	O-C-N	5.22	128.11	122.15
22	I	97	THR	CA-C-N	5.22	128.96	120.60
22	I	97	THR	C-N-CA	5.22	128.96	120.60
22	I16	97	THR	CA-C-N	5.22	128.96	120.60
22	I16	97	THR	C-N-CA	5.22	128.96	120.60
3	N	160	PRO	O-C-N	-5.22	116.53	123.01
10	C16	578	LEU	CA-C-N	5.22	128.25	120.31
10	C16	578	LEU	C-N-CA	5.22	128.25	120.31
10	C16	931	PRO	O-C-N	-5.22	115.24	122.24
11	A24	140	TRP	O-C-N	-5.22	116.20	122.15

*Continued on next page...*



*Continued from previous page...*

Mol	Chain	Res	Type	Atoms	Z	Observed(°)	Ideal(°)
6	O16	93	HIS	CA-C-N	5.22	131.64	121.41
6	O16	93	HIS	C-N-CA	5.22	131.64	121.41
5	P	582	GLU	O-C-N	5.22	127.65	122.12
5	P16	391	LYS	CA-C-N	-5.22	113.31	119.84
5	P16	391	LYS	C-N-CA	-5.22	113.31	119.84
9	K	828	PRO	O-C-N	-5.22	116.59	122.91
10	C32	1729	ASN	CA-C-N	5.22	128.72	120.47
10	C32	1729	ASN	C-N-CA	5.22	128.72	120.47
10	C	1729	ASN	CA-C-N	5.22	128.71	120.47
10	C	1729	ASN	C-N-CA	5.22	128.71	120.47
5	P8	446	HIS	CA-C-N	-5.22	113.65	120.95
5	P8	446	HIS	C-N-CA	-5.22	113.65	120.95
10	C	759	VAL	O-C-N	-5.22	116.60	121.87
18	B8	1068	THR	CA-C-N	5.22	131.36	121.97
18	B8	1068	THR	C-N-CA	5.22	131.36	121.97
10	C16	729	SER	CA-C-N	5.21	131.50	121.54
10	C16	729	SER	C-N-CA	5.21	131.50	121.54
10	C24	1059	ALA	CA-C-N	-5.21	113.82	122.32
10	C24	1059	ALA	C-N-CA	-5.21	113.82	122.32
10	C32	72	LEU	O-C-N	-5.21	117.38	123.27
3	N8	160	PRO	O-C-N	-5.21	116.55	123.01
10	C	169	GLN	O-C-N	5.21	127.64	122.12
11	A32	463	GLY	CA-C-N	-5.21	114.27	120.00
11	A32	463	GLY	C-N-CA	-5.21	114.27	120.00
18	B	1685	THR	O-C-N	-5.21	116.41	123.19
18	B8	1443	SER	CA-C-N	-5.21	113.53	121.66
18	B8	1443	SER	C-N-CA	-5.21	113.53	121.66
10	C8	1780	ARG	O-C-N	-5.21	115.66	122.59
22	I	133	GLU	CA-C-N	5.21	127.26	120.28
22	I	133	GLU	C-N-CA	5.21	127.26	120.28
22	I24	97	THR	CA-C-N	5.21	128.94	120.60
22	I24	97	THR	C-N-CA	5.21	128.94	120.60
11	A32	782	PRO	CA-C-N	5.21	131.49	121.54
11	A32	782	PRO	C-N-CA	5.21	131.49	121.54
1	R8	395	HIS	CB-CG-CD2	-5.21	124.43	131.20
2	M16	204	ILE	CA-C-N	5.21	131.11	122.73
2	M16	204	ILE	C-N-CA	5.21	131.11	122.73
15	J	704	MET	O-C-N	5.21	128.08	122.15
10	C8	378	GLU	O-C-N	-5.21	116.47	122.87
10	C8	1059	ALA	CA-C-N	-5.21	113.84	122.32
10	C8	1059	ALA	C-N-CA	-5.21	113.84	122.32
22	I8	133	GLU	CA-C-N	5.21	127.25	120.28

*Continued on next page...*

*Continued from previous page...*

Mol	Chain	Res	Type	Atoms	Z	Observed(°)	Ideal(°)
22	I8	133	GLU	C-N-CA	5.21	127.25	120.28
10	C24	729	SER	CA-C-N	5.20	131.48	121.54
10	C24	729	SER	C-N-CA	5.20	131.48	121.54
10	C8	1257	ALA	O-C-N	5.20	127.64	122.12
7	Q16	269	VAL	O-C-N	-5.20	117.00	122.67
10	C16	378	GLU	O-C-N	-5.20	116.47	122.87
18	B	913	SER	O-C-N	-5.20	115.19	122.37
2	M	531	ASP	O-C-N	-5.20	115.71	122.37
18	B	1790	ALA	CA-C-N	-5.20	112.61	121.97
18	B	1790	ALA	C-N-CA	-5.20	112.61	121.97
23	J32	614	ASP	O-C-N	5.20	127.63	122.12
11	A24	463	GLY	CA-C-N	-5.20	114.28	120.00
11	A24	463	GLY	C-N-CA	-5.20	114.28	120.00
10	C32	1716	LYS	O-C-N	5.20	128.08	122.15
5	P8	391	LYS	CA-C-N	-5.20	113.34	119.84
5	P8	391	LYS	C-N-CA	-5.20	113.34	119.84
7	Q16	161	LYS	CA-C-N	-5.20	115.87	122.37
7	Q16	161	LYS	C-N-CA	-5.20	115.87	122.37
11	A16	782	PRO	CA-C-N	5.20	131.47	121.54
11	A16	782	PRO	C-N-CA	5.20	131.47	121.54
2	M	354	ASP	O-C-N	-5.20	115.68	122.59
23	J24	681	GLU	O-C-N	-5.20	114.10	122.41
6	O8	93	HIS	CA-C-N	5.19	131.59	121.41
6	O8	93	HIS	C-N-CA	5.19	131.59	121.41
10	C	931	PRO	O-C-N	-5.19	115.28	122.24
22	I16	348	ASP	CA-C-N	5.19	124.99	119.28
22	I16	348	ASP	C-N-CA	5.19	124.99	119.28
10	C32	729	SER	CA-C-N	5.19	131.46	121.54
10	C32	729	SER	C-N-CA	5.19	131.46	121.54
2	M	204	ILE	CA-C-N	5.19	131.09	122.73
2	M	204	ILE	C-N-CA	5.19	131.09	122.73
10	C8	759	VAL	O-C-N	-5.19	116.63	121.87
18	B	1068	THR	CA-C-N	5.19	131.31	121.97
18	B	1068	THR	C-N-CA	5.19	131.31	121.97
19	4	95	THR	CA-C-N	-5.19	110.90	121.18
19	4	95	THR	C-N-CA	-5.19	110.90	121.18
18	B8	504	PRO	O-C-N	-5.19	115.64	122.64
18	B8	1161	LEU	CA-C-N	-5.19	114.26	121.99
18	B8	1161	LEU	C-N-CA	-5.19	114.26	121.99
10	C24	861	ILE	O-C-N	-5.19	116.09	122.57
11	A40	45	LYS	O-C-N	5.19	127.62	122.12
10	C	729	SER	CA-C-N	5.19	131.45	121.54

*Continued on next page...*

*Continued from previous page...*

Mol	Chain	Res	Type	Atoms	Z	Observed(°)	Ideal(°)
10	C	729	SER	C-N-CA	5.19	131.45	121.54
10	C	1257	ALA	O-C-N	5.19	127.62	122.12
11	A16	45	LYS	O-C-N	5.19	127.62	122.12
10	C8	1290	HIS	CA-C-N	-5.19	113.58	121.31
10	C8	1290	HIS	C-N-CA	-5.19	113.58	121.31
19	48	70	SER	O-C-N	-5.19	114.86	122.43
5	P	391	LYS	CA-C-N	-5.18	113.36	119.84
5	P	391	LYS	C-N-CA	-5.18	113.36	119.84
10	C16	662	LEU	O-C-N	5.18	127.62	122.12
10	C	1080	SER	CA-C-N	5.18	131.44	121.54
10	C	1080	SER	C-N-CA	5.18	131.44	121.54
22	I	348	ASP	CA-C-N	5.18	124.98	119.28
22	I	348	ASP	C-N-CA	5.18	124.98	119.28
2	M16	551	GLU	O-C-N	-5.18	114.71	123.00
11	A24	45	LYS	O-C-N	5.18	127.61	122.12
11	A40	463	GLY	CA-C-N	-5.18	114.30	120.00
11	A40	463	GLY	C-N-CA	-5.18	114.30	120.00
10	C	898	GLN	O-C-N	5.18	127.61	122.12
10	C32	759	VAL	O-C-N	-5.18	116.64	121.87
10	C32	1080	SER	CA-C-N	5.18	131.44	121.54
10	C32	1080	SER	C-N-CA	5.18	131.44	121.54
2	M8	204	ILE	CA-C-N	5.18	131.07	122.73
2	M8	204	ILE	C-N-CA	5.18	131.07	122.73
2	M8	354	ASP	O-C-N	-5.18	115.70	122.59
6	O	93	HIS	CA-C-N	5.18	131.56	121.41
6	O	93	HIS	C-N-CA	5.18	131.56	121.41
10	C	1059	ALA	CA-C-N	-5.18	113.88	122.32
10	C	1059	ALA	C-N-CA	-5.18	113.88	122.32
10	C8	1383	GLY	O-C-N	-5.18	117.22	122.19
11	A16	463	GLY	CA-C-N	-5.18	114.30	120.00
11	A16	463	GLY	C-N-CA	-5.18	114.30	120.00
11	A32	45	LYS	O-C-N	5.18	127.61	122.12
10	C32	1059	ALA	CA-C-N	-5.18	113.88	122.32
10	C32	1059	ALA	C-N-CA	-5.18	113.88	122.32
10	C24	662	LEU	O-C-N	5.18	127.61	122.12
23	J32	681	GLU	O-C-N	-5.18	114.12	122.41
22	I24	133	GLU	CA-C-N	5.18	127.22	120.28
22	I24	133	GLU	C-N-CA	5.18	127.22	120.28
10	C	1383	GLY	O-C-N	-5.18	117.22	122.19
18	B8	913	SER	O-C-N	-5.18	115.23	122.37
23	J16	681	GLU	O-C-N	-5.18	114.13	122.41
1	R16	395	HIS	CB-CG-CD2	-5.17	124.47	131.20

*Continued on next page...*

*Continued from previous page...*

Mol	Chain	Res	Type	Atoms	Z	Observed(°)	Ideal(°)
2	M16	288	ILE	O-C-N	5.17	126.89	121.87
10	C24	1080	SER	CA-C-N	5.17	131.42	121.54
10	C24	1080	SER	C-N-CA	5.17	131.42	121.54
19	48	95	THR	CA-C-N	-5.17	110.94	121.18
19	48	95	THR	C-N-CA	-5.17	110.94	121.18
23	J8	614	ASP	O-C-N	5.17	127.61	122.12
18	B8	1790	ALA	CA-C-N	-5.17	112.66	121.97
18	B8	1790	ALA	C-N-CA	-5.17	112.66	121.97
23	J16	614	ASP	O-C-N	5.17	127.60	122.12
12	A48	463	GLY	CA-C-N	-5.17	114.31	120.00
12	A48	463	GLY	C-N-CA	-5.17	114.31	120.00
22	I16	133	GLU	CA-C-N	5.17	127.21	120.28
22	I16	133	GLU	C-N-CA	5.17	127.21	120.28
2	M16	328	THR	CA-C-N	-5.17	113.30	120.38
2	M16	328	THR	C-N-CA	-5.17	113.30	120.38
10	C16	1119	GLU	O-C-N	5.17	127.60	122.12
10	C16	1514	ASN	O-C-N	5.17	128.63	122.27
6	O8	120	LYS	CA-C-N	-5.17	112.97	121.80
6	O8	120	LYS	C-N-CA	-5.17	112.97	121.80
11	A32	558	SER	O-C-N	-5.17	116.67	122.97
2	M	538	LEU	O-C-N	5.17	127.59	122.12
18	B8	134	GLN	O-C-N	5.17	128.04	122.15
5	P	63	ASP	O-C-N	-5.16	115.56	122.43
6	O	120	LYS	CA-C-N	-5.16	112.97	121.80
6	O	120	LYS	C-N-CA	-5.16	112.97	121.80
10	C24	1716	LYS	O-C-N	5.16	128.04	122.15
10	C8	1119	GLU	O-C-N	5.16	127.59	122.12
21	H	325	PRO	O-C-N	5.16	129.15	122.85
24	D32	320	PRO	N-CA-CB	5.16	107.84	103.35
10	C8	1063	PRO	CA-C-N	-5.16	111.68	121.54
10	C8	1063	PRO	C-N-CA	-5.16	111.68	121.54
18	B8	1098	MET	O-C-N	5.16	128.03	122.15
19	4	70	SER	O-C-N	-5.16	114.89	122.43
2	M	551	GLU	O-C-N	-5.16	114.74	123.00
8	L8	297	ASP	CA-CB-CG	5.16	117.76	112.60
10	C24	759	VAL	O-C-N	-5.16	116.66	121.87
10	C	1657	SER	CA-C-N	5.16	131.40	121.54
10	C	1657	SER	C-N-CA	5.16	131.40	121.54
10	C32	304	GLY	CA-C-N	5.16	129.34	120.72
10	C32	304	GLY	C-N-CA	5.16	129.34	120.72
1	R	395	HIS	CB-CG-CD2	-5.16	124.49	131.20
2	M8	551	GLU	O-C-N	-5.16	114.75	123.00

*Continued on next page...*

*Continued from previous page...*

Mol	Chain	Res	Type	Atoms	Z	Observed(°)	Ideal(°)
5	P16	24	VAL	O-C-N	-5.16	117.08	122.81
10	C16	169	GLN	O-C-N	5.16	127.59	122.12
12	A	463	GLY	CA-C-N	-5.16	114.33	120.00
12	A	463	GLY	C-N-CA	-5.16	114.33	120.00
13	V	777	ALA	O-C-N	5.16	127.59	122.12
10	C8	1080	SER	CA-C-N	5.16	131.39	121.54
10	C8	1080	SER	C-N-CA	5.16	131.39	121.54
18	B	1161	LEU	CA-C-N	-5.16	114.30	121.99
18	B	1161	LEU	C-N-CA	-5.16	114.30	121.99
23	J8	681	GLU	O-C-N	-5.16	114.16	122.41
1	R	801	PHE	CB-CA-C	-5.16	101.92	110.68
12	A	140	TRP	O-C-N	-5.16	116.27	122.15
19	48	375	ASP	CA-C-N	5.16	127.70	120.28
19	48	375	ASP	C-N-CA	5.16	127.70	120.28
22	I8	348	ASP	CA-C-N	5.16	124.95	119.28
22	I8	348	ASP	C-N-CA	5.16	124.95	119.28
2	M	449	PHE	CA-C-N	-5.15	113.34	122.26
2	M	449	PHE	C-N-CA	-5.15	113.34	122.26
2	M16	354	ASP	O-C-N	-5.15	115.73	122.59
10	C24	578	LEU	CA-C-N	5.15	128.14	120.31
10	C24	578	LEU	C-N-CA	5.15	128.14	120.31
1	R16	801	PHE	CB-CA-C	-5.15	101.92	110.68
18	B8	1714	MET	O-C-N	-5.15	116.01	122.35
8	L8	526	GLN	OE1-CD-NE2	-5.15	117.45	122.60
10	C	304	GLY	CA-C-N	5.15	129.32	120.72
10	C	304	GLY	C-N-CA	5.15	129.32	120.72
22	I16	129	GLU	O-C-N	-5.15	116.77	122.07
15	J	719	LYS	CA-C-N	5.15	127.73	120.42
15	J	719	LYS	C-N-CA	5.15	127.73	120.42
10	C32	578	LEU	CA-C-N	5.15	128.14	120.31
10	C32	578	LEU	C-N-CA	5.15	128.14	120.31
10	C32	1063	PRO	CA-C-N	-5.15	111.70	121.54
10	C32	1063	PRO	C-N-CA	-5.15	111.70	121.54
2	M16	449	PHE	CA-C-N	-5.15	113.35	122.26
2	M16	449	PHE	C-N-CA	-5.15	113.35	122.26
7	Q8	303	LEU	CA-C-N	-5.15	114.48	119.78
7	Q8	303	LEU	C-N-CA	-5.15	114.48	119.78
6	O16	120	LYS	CA-C-N	-5.15	113.00	121.80
6	O16	120	LYS	C-N-CA	-5.15	113.00	121.80
9	K	748	THR	O-C-N	-5.15	115.14	122.96
10	C16	1080	SER	CA-C-N	5.15	131.37	121.54
10	C16	1080	SER	C-N-CA	5.15	131.37	121.54

*Continued on next page...*

*Continued from previous page...*

Mol	Chain	Res	Type	Atoms	Z	Observed(°)	Ideal(°)
18	B	1714	MET	O-C-N	-5.15	116.02	122.35
20	E	200	LEU	CA-C-N	-5.15	114.84	122.41
20	E	200	LEU	C-N-CA	-5.15	114.84	122.41
8	L16	526	GLN	OE1-CD-NE2	-5.15	117.45	122.60
18	B	1098	MET	O-C-N	5.15	128.02	122.15
18	B8	378	ASN	O-C-N	5.14	129.27	122.43
5	P8	63	ASP	O-C-N	-5.14	115.59	122.43
7	Q8	223	GLN	O-C-N	-5.14	115.75	122.59
5	P16	63	ASP	O-C-N	-5.14	115.59	122.43
22	I24	129	GLU	O-C-N	-5.14	116.78	122.07
9	K	1120	GLY	O-C-N	-5.14	116.02	122.70
10	C24	1119	GLU	O-C-N	5.14	127.57	122.12
21	H8	325	PRO	O-C-N	5.14	129.12	122.85
21	H24	325	PRO	O-C-N	5.14	129.12	122.85
10	C32	985	LYS	O-C-N	5.14	129.07	122.39
10	C16	725	LEU	CA-C-N	-5.14	113.40	120.28
10	C16	725	LEU	C-N-CA	-5.14	113.40	120.28
23	J24	614	ASP	O-C-N	5.14	127.56	122.12
9	K8	748	THR	O-C-N	-5.13	115.16	122.96
10	C32	1657	SER	CA-C-N	5.13	131.34	121.54
10	C32	1657	SER	C-N-CA	5.13	131.34	121.54
10	C24	335	ASP	O-C-N	-5.13	115.76	122.59
11	A40	558	SER	O-C-N	-5.13	116.71	122.97
10	C8	931	PRO	O-C-N	-5.13	115.36	122.24
2	M8	449	PHE	CA-C-N	-5.13	113.38	122.26
2	M8	449	PHE	C-N-CA	-5.13	113.38	122.26
10	C	1716	LYS	O-C-N	5.13	128.00	122.15
9	K	604	SER	CA-C-N	5.13	127.42	120.44
9	K	604	SER	C-N-CA	5.13	127.42	120.44
10	C	1119	GLU	O-C-N	5.13	127.56	122.12
10	C16	304	GLY	CA-C-N	5.13	129.28	120.72
10	C16	304	GLY	C-N-CA	5.13	129.28	120.72
10	C16	1063	PRO	CA-C-N	-5.13	111.75	121.54
10	C16	1063	PRO	C-N-CA	-5.13	111.75	121.54
11	A24	558	SER	O-C-N	-5.13	116.71	122.97
10	C24	1042	GLU	O-C-N	5.13	127.56	122.12
10	C	578	LEU	CA-C-N	5.13	128.10	120.31
10	C	578	LEU	C-N-CA	5.13	128.10	120.31
10	C8	169	GLN	O-C-N	5.13	127.56	122.12
10	C8	1514	ASN	O-C-N	5.13	128.58	122.27
19	4	375	ASP	CA-C-N	5.13	127.66	120.28
19	4	375	ASP	C-N-CA	5.13	127.66	120.28

*Continued on next page...*

*Continued from previous page...*

Mol	Chain	Res	Type	Atoms	Z	Observed(°)	Ideal(°)
7	Q8	269	VAL	O-C-N	-5.13	117.08	122.67
7	Q16	303	LEU	CA-C-N	-5.13	114.50	119.78
7	Q16	303	LEU	C-N-CA	-5.13	114.50	119.78
9	K8	853	ALA	O-C-N	-5.13	115.77	122.59
18	B	504	PRO	O-C-N	-5.13	115.72	122.64
22	I	129	GLU	O-C-N	-5.13	116.79	122.07
24	D16	320	PRO	N-CA-CB	5.13	107.81	103.35
9	K	853	ALA	O-C-N	-5.12	115.77	122.59
10	C8	578	LEU	CA-C-N	5.12	128.10	120.31
10	C8	578	LEU	C-N-CA	5.12	128.10	120.31
18	B8	969	ASP	O-C-N	-5.12	116.63	122.93
2	M	328	THR	CA-C-N	-5.12	113.42	120.28
2	M	328	THR	C-N-CA	-5.12	113.42	120.28
7	Q	223	GLN	O-C-N	-5.12	115.77	122.59
10	C16	1657	SER	CA-C-N	5.12	131.33	121.54
10	C16	1657	SER	C-N-CA	5.12	131.33	121.54
11	A16	558	SER	O-C-N	-5.12	116.72	122.97
18	B	1666	PRO	CA-C-N	5.12	128.12	120.95
18	B	1666	PRO	C-N-CA	5.12	128.12	120.95
24	D8	320	PRO	N-CA-CB	5.12	107.81	103.35
18	B8	1800	ARG	CA-C-N	-5.12	111.37	121.41
18	B8	1800	ARG	C-N-CA	-5.12	111.37	121.41
18	B8	1792	SER	O-C-N	-5.12	115.78	122.59
18	B8	1801	GLY	CA-C-N	5.12	131.32	121.54
18	B8	1801	GLY	C-N-CA	5.12	131.32	121.54
10	C8	1331	CYS	O-C-N	-5.12	115.58	122.23
22	I8	363	ALA	O-C-N	5.12	127.55	122.12
1	R8	801	PHE	CB-CA-C	-5.12	101.98	110.68
18	B	134	GLN	O-C-N	5.12	127.98	122.15
18	B	1141	ILE	O-C-N	5.12	127.10	121.83
18	B8	475	GLU	O-C-N	-5.12	116.17	122.82
10	C32	1119	GLU	O-C-N	5.12	127.54	122.12
5	P16	331	HIS	CA-C-N	5.11	127.55	120.29
5	P16	331	HIS	C-N-CA	5.11	127.55	120.29
9	K8	1257	ALA	CA-C-N	5.11	125.66	119.98
9	K8	1257	ALA	C-N-CA	5.11	125.66	119.98
9	K16	924	GLN	OE1-CD-NE2	-5.11	117.49	122.60
10	C24	169	GLN	O-C-N	5.11	127.54	122.12
14	W	610	PRO	O-C-N	-5.11	116.61	122.85
10	C	880	GLU	O-C-N	5.11	129.67	122.41
10	C	1514	ASN	O-C-N	5.11	128.56	122.27
18	B	1801	GLY	CA-C-N	5.11	131.31	121.54

*Continued on next page...*



*Continued from previous page...*

Mol	Chain	Res	Type	Atoms	Z	Observed(°)	Ideal(°)
18	B	1801	GLY	C-N-CA	5.11	131.31	121.54
22	I	351	LEU	O-C-N	5.11	127.54	122.12
14	W	637	LYS	CA-C-N	5.11	127.00	120.56
14	W	637	LYS	C-N-CA	5.11	127.00	120.56
10	C	1063	PRO	CA-C-N	-5.11	111.78	121.54
10	C	1063	PRO	C-N-CA	-5.11	111.78	121.54
1	R	1459	ARG	O-C-N	-5.11	117.49	123.27
1	R8	1386	MET	O-C-N	5.11	128.37	122.19
2	M8	288	ILE	O-C-N	5.11	126.83	121.87
10	C16	1383	GLY	O-C-N	-5.11	117.28	122.19
10	C	725	LEU	CA-C-N	-5.11	113.43	120.28
10	C	725	LEU	C-N-CA	-5.11	113.43	120.28
10	C	1290	HIS	CA-C-N	-5.11	113.70	121.31
10	C	1290	HIS	C-N-CA	-5.11	113.70	121.31
18	B8	1141	ILE	O-C-N	5.11	127.09	121.83
22	I24	363	ALA	O-C-N	5.11	127.54	122.12
7	Q	269	VAL	O-C-N	-5.11	117.10	122.67
7	Q8	308	CYS	CA-C-N	-5.11	114.19	122.36
7	Q8	308	CYS	C-N-CA	-5.11	114.19	122.36
18	B	1877	ALA	O-C-N	5.11	127.53	122.12
23	J32	735	LYS	CA-C-N	-5.11	109.57	121.52
23	J32	735	LYS	C-N-CA	-5.11	109.57	121.52
7	Q	308	CYS	CA-C-N	-5.11	114.19	122.36
7	Q	308	CYS	C-N-CA	-5.11	114.19	122.36
10	C24	1514	ASN	O-C-N	5.11	128.55	122.27
18	B	969	ASP	O-C-N	-5.11	116.65	122.93
20	E8	200	LEU	CA-C-N	-5.11	114.90	122.41
20	E8	200	LEU	C-N-CA	-5.11	114.90	122.41
10	C24	304	GLY	CA-C-N	5.10	129.24	120.72
10	C24	304	GLY	C-N-CA	5.10	129.24	120.72
18	B	1800	ARG	CA-C-N	-5.10	111.41	121.41
18	B	1800	ARG	C-N-CA	-5.10	111.41	121.41
9	K	1257	ALA	CA-C-N	5.10	125.64	119.98
9	K	1257	ALA	C-N-CA	5.10	125.64	119.98
10	C24	985	LYS	O-C-N	5.10	129.02	122.39
10	C	662	LEU	O-C-N	5.10	127.53	122.12
1	R16	1459	ARG	O-C-N	-5.10	117.50	123.27
18	B	1792	SER	O-C-N	-5.10	115.81	122.59
10	C32	662	LEU	O-C-N	5.10	127.53	122.12
2	M8	328	THR	CA-C-N	-5.10	113.39	120.38
2	M8	328	THR	C-N-CA	-5.10	113.39	120.38
4	T8	226	GLN	OE1-CD-NE2	-5.10	117.50	122.60

*Continued on next page...*



*Continued from previous page...*

Mol	Chain	Res	Type	Atoms	Z	Observed(°)	Ideal(°)
10	C16	1042	GLU	O-C-N	5.10	127.53	122.12
10	C32	1514	ASN	O-C-N	5.10	128.54	122.27
10	C24	1687	GLU	O-C-N	5.10	127.52	122.12
18	B8	1877	ALA	O-C-N	5.10	127.52	122.12
23	J8	735	LYS	CA-C-N	-5.10	109.59	121.52
23	J8	735	LYS	C-N-CA	-5.10	109.59	121.52
10	C24	1063	PRO	CA-C-N	-5.10	111.81	121.54
10	C24	1063	PRO	C-N-CA	-5.10	111.81	121.54
18	B	378	ASN	O-C-N	5.10	129.21	122.43
23	J24	735	LYS	CA-C-N	-5.10	109.60	121.52
23	J24	735	LYS	C-N-CA	-5.10	109.60	121.52
22	I16	351	LEU	O-C-N	5.10	127.52	122.12
5	P8	24	VAL	O-C-N	-5.09	117.15	122.81
7	Q16	223	GLN	O-C-N	-5.09	115.81	122.59
9	K8	746	ARG	O-C-N	5.09	128.18	122.22
9	K16	998	GLN	OE1-CD-NE2	-5.09	117.50	122.60
10	C	1042	GLU	O-C-N	5.09	127.52	122.12
10	C8	898	GLN	O-C-N	5.09	127.52	122.12
23	J16	735	LYS	CA-C-N	-5.09	109.60	121.52
23	J16	735	LYS	C-N-CA	-5.09	109.60	121.52
10	C32	169	GLN	O-C-N	5.09	127.52	122.12
9	K8	1190	GLU	O-C-N	-5.09	116.23	122.34
8	L	526	GLN	OE1-CD-NE2	-5.09	117.51	122.60
9	K	746	ARG	O-C-N	5.09	128.18	122.22
10	C	335	ASP	O-C-N	-5.09	115.82	122.59
10	C8	304	GLY	CA-C-N	5.09	129.22	120.72
10	C8	304	GLY	C-N-CA	5.09	129.22	120.72
18	B	1100	LEU	O-C-N	5.09	127.52	122.12
22	I8	129	GLU	O-C-N	-5.09	116.83	122.07
10	C32	1290	HIS	CA-C-N	-5.09	113.72	121.31
10	C32	1290	HIS	C-N-CA	-5.09	113.72	121.31
1	R8	1459	ARG	O-C-N	-5.09	117.52	123.27
9	K8	604	SER	CA-C-N	5.09	127.36	120.44
9	K8	604	SER	C-N-CA	5.09	127.36	120.44
10	C16	985	LYS	O-C-N	5.09	129.00	122.39
10	C16	1290	HIS	CA-C-N	-5.09	113.73	121.31
10	C16	1290	HIS	C-N-CA	-5.09	113.73	121.31
24	D40	320	PRO	N-CA-CB	5.09	107.78	103.35
10	C8	662	LEU	O-C-N	5.09	127.51	122.12
18	B8	1549	GLN	O-C-N	5.09	129.63	122.41
21	H8	295	GLY	O-C-N	5.09	128.07	122.27
22	I8	113	HIS	CA-C-N	5.09	125.37	119.47

*Continued on next page...*

*Continued from previous page...*

Mol	Chain	Res	Type	Atoms	Z	Observed(°)	Ideal(°)
22	I8	113	HIS	C-N-CA	5.09	125.37	119.47
21	H16	325	PRO	O-C-N	5.09	129.06	122.85
2	M8	538	LEU	O-C-N	5.09	127.51	122.12
9	K8	1068	GLN	CA-C-N	-5.09	113.48	119.84
9	K8	1068	GLN	C-N-CA	-5.09	113.48	119.84
18	B8	1677	ARG	O-C-N	-5.09	116.73	122.12
9	K	1190	GLU	O-C-N	-5.08	116.24	122.34
21	H24	164	ALA	O-C-N	-5.08	116.27	122.22
2	M	846	LEU	O-C-N	5.08	127.94	122.15
9	K	1279	GLU	CA-C-N	-5.08	113.73	121.66
9	K	1279	GLU	C-N-CA	-5.08	113.73	121.66
9	K8	1120	GLY	O-C-N	-5.08	116.09	122.70
9	K8	1279	GLU	CA-C-N	-5.08	113.73	121.66
9	K8	1279	GLU	C-N-CA	-5.08	113.73	121.66
10	C16	1334	MET	CA-C-N	5.08	129.73	123.12
10	C16	1334	MET	C-N-CA	5.08	129.73	123.12
10	C24	980	ASP	O-C-N	5.08	127.51	122.12
10	C24	1331	CYS	O-C-N	-5.08	115.62	122.23
10	C8	1042	GLU	O-C-N	5.08	127.51	122.12
22	I	113	HIS	CA-C-N	5.08	125.37	119.47
22	I	113	HIS	C-N-CA	5.08	125.37	119.47
10	C24	1625	SER	CA-C-N	5.08	131.25	121.54
10	C24	1625	SER	C-N-CA	5.08	131.25	121.54
18	B	1681	GLN	O-C-N	-5.08	115.83	122.59
10	C32	335	ASP	O-C-N	-5.08	115.83	122.59
9	K8	1235	GLU	CA-C-N	5.08	129.75	121.83
9	K8	1235	GLU	C-N-CA	5.08	129.75	121.83
10	C24	880	GLU	O-C-N	5.08	129.62	122.41
18	B8	1798	VAL	CA-C-N	-5.08	112.83	121.97
18	B8	1798	VAL	C-N-CA	-5.08	112.83	121.97
22	I8	351	LEU	O-C-N	5.08	127.50	122.12
10	C24	1657	SER	CA-C-N	5.08	131.24	121.54
10	C24	1657	SER	C-N-CA	5.08	131.24	121.54
20	E8	518	GLN	O-C-N	5.08	128.82	122.22
21	H16	164	ALA	O-C-N	-5.08	116.28	122.22
10	C	1115	ASP	O-C-N	5.08	127.30	122.07
10	C8	672	ASP	CA-C-N	5.08	129.25	122.95
10	C8	672	ASP	C-N-CA	5.08	129.25	122.95
24	D	320	PRO	N-CA-CB	5.08	107.77	103.35
1	R8	1144	CYS	CA-C-N	-5.08	113.98	123.01
1	R8	1144	CYS	C-N-CA	-5.08	113.98	123.01
5	P8	331	HIS	CA-C-N	5.08	127.50	120.29

*Continued on next page...*

*Continued from previous page...*

Mol	Chain	Res	Type	Atoms	Z	Observed(°)	Ideal(°)
5	P8	331	HIS	C-N-CA	5.08	127.50	120.29
4	T16	126	GLN	OE1-CD-NE2	-5.07	117.53	122.60
9	K16	1021	SER	CA-C-N	5.07	127.59	120.28
9	K16	1021	SER	C-N-CA	5.07	127.59	120.28
18	B	1549	GLN	O-C-N	5.07	129.61	122.41
22	I16	113	HIS	CA-C-N	5.07	125.36	119.47
22	I16	113	HIS	C-N-CA	5.07	125.36	119.47
10	C32	725	LEU	CA-C-N	-5.07	113.48	120.28
10	C32	725	LEU	C-N-CA	-5.07	113.48	120.28
9	K	1230	LEU	O-C-N	5.07	125.33	121.27
10	C24	1290	HIS	CA-C-N	-5.07	113.75	121.31
10	C24	1290	HIS	C-N-CA	-5.07	113.75	121.31
10	C16	335	ASP	O-C-N	-5.07	115.84	122.59
10	C16	770	SER	CA-C-N	-5.07	114.85	122.81
10	C16	770	SER	C-N-CA	-5.07	114.85	122.81
10	C	1331	CYS	O-C-N	-5.07	115.64	122.23
10	C8	673	VAL	CA-C-N	5.07	129.64	122.24
10	C8	673	VAL	C-N-CA	5.07	129.64	122.24
17	F16	55	PRO	O-C-N	5.07	127.44	121.46
23	J32	729	ARG	CA-C-N	-5.07	113.49	120.28
23	J32	729	ARG	C-N-CA	-5.07	113.49	120.28
9	K	1283	PRO	CA-C-N	-5.07	112.17	122.31
9	K	1283	PRO	C-N-CA	-5.07	112.17	122.31
18	B	1009	ALA	O-C-N	-5.07	116.75	122.12
18	B8	1666	PRO	CA-C-N	5.07	128.04	120.95
18	B8	1666	PRO	C-N-CA	5.07	128.04	120.95
22	I16	363	ALA	O-C-N	5.07	127.49	122.12
23	J16	729	ARG	CA-C-N	-5.07	113.49	120.28
23	J16	729	ARG	C-N-CA	-5.07	113.49	120.28
4	T8	75	HIS	N-CA-C	5.07	117.53	111.71
10	C24	725	LEU	CA-C-N	-5.07	113.49	120.28
10	C24	725	LEU	C-N-CA	-5.07	113.49	120.28
17	F24	55	PRO	O-C-N	5.07	127.44	121.46
18	B	849	SER	O-C-N	-5.07	115.47	122.46
18	B8	1100	LEU	O-C-N	5.07	127.49	122.12
17	F	55	PRO	O-C-N	5.06	127.44	121.46
21	H	295	GLY	O-C-N	5.06	128.04	122.27
24	D8	1069	GLY	CA-C-N	5.06	127.96	120.82
24	D8	1069	GLY	C-N-CA	5.06	127.96	120.82
1	R16	1386	MET	O-C-N	5.06	128.31	122.19
5	P8	59	LEU	CA-C-N	5.06	132.42	121.64
5	P8	59	LEU	C-N-CA	5.06	132.42	121.64

*Continued on next page...*

*Continued from previous page...*

Mol	Chain	Res	Type	Atoms	Z	Observed(°)	Ideal(°)
9	K	1235	GLU	CA-C-N	5.06	129.73	121.83
9	K	1235	GLU	C-N-CA	5.06	129.73	121.83
10	C	636	VAL	O-C-N	-5.06	116.84	122.66
18	B	1677	ARG	O-C-N	-5.06	116.75	122.12
24	D16	1069	GLY	CA-C-N	5.06	127.96	120.82
24	D16	1069	GLY	C-N-CA	5.06	127.96	120.82
10	C32	1664	SER	O-C-N	-5.06	115.86	122.59
10	C8	980	ASP	O-C-N	5.06	127.48	122.12
2	M16	553	GLY	O-C-N	-5.06	117.33	122.19
5	P16	59	LEU	CA-C-N	5.06	132.42	121.64
5	P16	59	LEU	C-N-CA	5.06	132.42	121.64
9	K8	1230	LEU	O-C-N	5.06	125.32	121.27
10	C24	1334	MET	CA-C-N	5.06	129.70	123.12
10	C24	1334	MET	C-N-CA	5.06	129.70	123.12
18	B	1127	PRO	CA-C-N	5.06	126.17	119.84
18	B	1127	PRO	C-N-CA	5.06	126.17	119.84
10	C32	429	SER	O-C-N	-5.06	116.24	122.11
1	R	888	ASP	CA-C-N	5.06	128.77	120.63
1	R	888	ASP	C-N-CA	5.06	128.77	120.63
2	M8	846	LEU	O-C-N	5.06	127.92	122.15
9	K	1218	ARG	O-C-N	-5.06	116.28	123.01
9	K8	1283	PRO	CA-C-N	-5.06	112.20	122.31
9	K8	1283	PRO	C-N-CA	-5.06	112.20	122.31
18	B8	1681	GLN	O-C-N	-5.06	115.86	122.59
9	K8	897	LEU	O-C-N	5.05	127.91	122.15
21	H8	164	ALA	O-C-N	-5.05	116.31	122.22
24	D32	759	TYR	N-CA-C	5.05	121.56	110.80
10	C32	980	ASP	O-C-N	5.05	127.48	122.12
5	P	24	VAL	O-C-N	-5.05	117.20	122.81
5	P	59	LEU	CA-C-N	5.05	132.40	121.64
5	P	59	LEU	C-N-CA	5.05	132.40	121.64
5	P	331	HIS	CA-C-N	5.05	127.46	120.29
5	P	331	HIS	C-N-CA	5.05	127.46	120.29
10	C16	1115	ASP	O-C-N	5.05	127.27	122.07
23	J24	729	ARG	CA-C-N	-5.05	113.51	120.28
23	J24	729	ARG	C-N-CA	-5.05	113.51	120.28
10	C16	880	GLU	O-C-N	5.05	129.58	122.41
10	C8	1332	GLN	O-C-N	-5.05	116.06	122.27
18	B	475	GLU	O-C-N	-5.05	116.25	122.82
20	E	518	GLN	O-C-N	5.05	128.78	122.22
22	I	363	ALA	O-C-N	5.05	127.47	122.12
10	C32	1698	HIS	O-C-N	5.05	127.91	122.15

*Continued on next page...*

*Continued from previous page...*

Mol	Chain	Res	Type	Atoms	Z	Observed(°)	Ideal(°)
2	M16	538	LEU	O-C-N	5.05	127.47	122.12
1	R16	1144	CYS	CA-C-N	-5.05	114.03	123.01
1	R16	1144	CYS	C-N-CA	-5.05	114.03	123.01
22	I	345	GLU	O-C-N	-5.05	116.88	122.93
10	C32	880	GLU	O-C-N	5.05	129.58	122.41
10	C32	1383	GLY	O-C-N	-5.05	117.35	122.19
4	T16	75	HIS	N-CA-C	5.04	117.51	111.71
18	B8	1127	PRO	CA-C-N	5.04	126.15	119.84
18	B8	1127	PRO	C-N-CA	5.04	126.15	119.84
10	C	306	ASP	CA-C-N	5.04	124.35	118.85
10	C	306	ASP	C-N-CA	5.04	124.35	118.85
18	B8	849	SER	O-C-N	-5.04	115.50	122.46
24	D	450	GLY	CA-C-N	5.04	131.17	121.54
24	D	450	GLY	C-N-CA	5.04	131.17	121.54
2	M16	460	TYR	O-C-N	5.04	127.90	122.15
10	C	672	ASP	CA-C-N	5.04	129.20	122.95
10	C	672	ASP	C-N-CA	5.04	129.20	122.95
10	C	1773	ARG	O-C-N	-5.04	115.89	122.59
18	B8	1009	ALA	O-C-N	-5.04	116.78	122.12
21	H16	295	GLY	O-C-N	5.04	128.02	122.27
9	K	1068	GLN	CA-C-N	-5.04	113.54	119.84
9	K	1068	GLN	C-N-CA	-5.04	113.54	119.84
18	B	1798	VAL	CA-C-N	-5.04	112.90	121.97
18	B	1798	VAL	C-N-CA	-5.04	112.90	121.97
24	D	1069	GLY	CA-C-N	5.04	127.93	120.82
24	D	1069	GLY	C-N-CA	5.04	127.93	120.82
24	D24	320	PRO	N-CA-CB	5.04	107.73	103.35
24	D40	1069	GLY	CA-C-N	5.04	127.93	120.82
24	D40	1069	GLY	C-N-CA	5.04	127.93	120.82
2	M16	846	LEU	O-C-N	5.04	127.89	122.15
4	T	508	ARG	CD-NE-CZ	5.04	131.45	124.40
10	C24	673	VAL	CA-C-N	5.04	129.59	122.24
10	C24	673	VAL	C-N-CA	5.04	129.59	122.24
10	C8	880	GLU	O-C-N	5.04	129.56	122.41
24	D	759	TYR	N-CA-C	5.04	121.53	110.80
10	C32	770	SER	CA-C-N	-5.04	114.90	122.81
10	C32	770	SER	C-N-CA	-5.04	114.90	122.81
20	E8	435	ALA	CA-C-N	-5.04	111.92	121.54
20	E8	435	ALA	C-N-CA	-5.04	111.92	121.54
2	M	288	ILE	O-C-N	5.04	126.75	121.87
2	M	460	TYR	O-C-N	5.04	127.89	122.15
2	M8	553	GLY	O-C-N	-5.04	117.36	122.19

*Continued on next page...*

*Continued from previous page...*

Mol	Chain	Res	Type	Atoms	Z	Observed(°)	Ideal(°)
18	B	279	LEU	CA-C-N	5.04	129.51	122.36
18	B	279	LEU	C-N-CA	5.04	129.51	122.36
21	H24	295	GLY	O-C-N	5.04	128.01	122.27
10	C32	1042	GLU	O-C-N	5.04	127.46	122.12
9	K8	1218	ARG	O-C-N	-5.03	116.31	123.01
10	C24	770	SER	CA-C-N	-5.03	114.91	122.81
10	C24	770	SER	C-N-CA	-5.03	114.91	122.81
10	C	1664	SER	O-C-N	-5.03	115.89	122.59
18	B8	279	LEU	CA-C-N	5.03	129.51	122.36
18	B8	279	LEU	C-N-CA	5.03	129.51	122.36
24	D16	759	TYR	N-CA-C	5.03	121.52	110.80
10	C32	1625	SER	CA-C-N	5.03	131.15	121.54
10	C32	1625	SER	C-N-CA	5.03	131.15	121.54
9	K8	926	ILE	CA-C-N	5.03	131.15	121.54
9	K8	926	ILE	C-N-CA	5.03	131.15	121.54
18	B	1747	SER	O-C-N	-5.03	113.28	122.34
24	D32	450	GLY	CA-C-N	5.03	131.15	121.54
24	D32	450	GLY	C-N-CA	5.03	131.15	121.54
4	T	226	GLN	OE1-CD-NE2	-5.03	117.57	122.60
10	C24	672	ASP	CA-C-N	5.03	129.19	122.95
10	C24	672	ASP	C-N-CA	5.03	129.19	122.95
10	C24	898	GLN	O-C-N	5.03	127.45	122.12
10	C8	429	SER	O-C-N	-5.03	116.28	122.11
24	D	796	ARG	NE-CZ-NH2	5.03	123.73	119.20
10	C32	1782	SER	O-C-N	-5.03	116.62	122.96
1	R	1484	VAL	O-C-N	5.03	127.01	121.83
7	Q	303	LEU	CA-C-N	-5.03	114.60	119.78
7	Q	303	LEU	C-N-CA	-5.03	114.60	119.78
6	O16	51	LYS	CA-C-N	-5.03	115.47	122.71
6	O16	51	LYS	C-N-CA	-5.03	115.47	122.71
7	Q16	308	CYS	CA-C-N	-5.03	114.31	122.36
7	Q16	308	CYS	C-N-CA	-5.03	114.31	122.36
10	C8	922	ALA	CA-C-N	-5.03	114.55	119.93
10	C8	922	ALA	C-N-CA	-5.03	114.55	119.93
21	H	164	ALA	O-C-N	-5.03	116.34	122.22
24	D8	450	GLY	CA-C-N	5.03	131.14	121.54
24	D8	450	GLY	C-N-CA	5.03	131.14	121.54
24	D24	759	TYR	N-CA-C	5.03	121.51	110.80
10	C32	1331	CYS	O-C-N	-5.03	115.69	122.23
2	M	756	MET	O-C-N	-5.03	115.91	122.59
1	R16	888	ASP	CA-C-N	5.03	128.72	120.63
1	R16	888	ASP	C-N-CA	5.03	128.72	120.63

*Continued on next page...*



*Continued from previous page...*

Mol	Chain	Res	Type	Atoms	Z	Observed(°)	Ideal(°)
9	K	792	LEU	O-C-N	5.03	127.88	122.15
9	K	926	ILE	CA-C-N	5.03	131.14	121.54
9	K	926	ILE	C-N-CA	5.03	131.14	121.54
19	4	63	GLY	O-C-N	-5.03	116.17	122.70
19	4	294	SER	CA-C-N	5.03	131.14	121.54
19	4	294	SER	C-N-CA	5.03	131.14	121.54
24	D24	1069	GLY	CA-C-N	5.03	127.91	120.82
24	D24	1069	GLY	C-N-CA	5.03	127.91	120.82
10	C32	1508	GLN	O-C-N	-5.03	115.91	122.59
1	R	1216	ILE	O-C-N	5.02	126.74	121.87
24	D16	450	GLY	CA-C-N	5.02	131.14	121.54
24	D16	450	GLY	C-N-CA	5.02	131.14	121.54
10	C32	673	VAL	CA-C-N	5.02	129.58	122.24
10	C32	673	VAL	C-N-CA	5.02	129.58	122.24
1	R	1144	CYS	CA-C-N	-5.02	114.07	123.01
1	R	1144	CYS	C-N-CA	-5.02	114.07	123.01
10	C16	1625	SER	CA-C-N	5.02	131.13	121.54
10	C16	1625	SER	C-N-CA	5.02	131.13	121.54
18	B	795	ASP	O-C-N	-5.02	116.90	122.93
18	B8	1311	TRP	O-C-N	-5.02	115.91	122.39
18	B8	1747	SER	O-C-N	-5.02	113.30	122.34
10	C24	1275	LEU	CA-C-N	-5.02	113.57	122.26
10	C24	1275	LEU	C-N-CA	-5.02	113.57	122.26
18	B8	355	HIS	CA-C-N	5.02	128.53	120.30
18	B8	355	HIS	C-N-CA	5.02	128.53	120.30
20	E	435	ALA	CA-C-N	-5.02	111.95	121.54
20	E	435	ALA	C-N-CA	-5.02	111.95	121.54
10	C32	672	ASP	CA-C-N	5.02	129.18	122.95
10	C32	672	ASP	C-N-CA	5.02	129.18	122.95
2	M8	756	MET	O-C-N	-5.02	115.91	122.59
10	C16	429	SER	O-C-N	-5.02	116.29	122.11
10	C	1344	VAL	O-C-N	5.02	127.00	121.83
10	C8	1344	VAL	O-C-N	5.02	127.00	121.83
10	C8	1625	SER	CA-C-N	5.02	131.13	121.54
10	C8	1625	SER	C-N-CA	5.02	131.13	121.54
18	B8	1423	SER	CA-C-N	5.02	127.51	120.28
18	B8	1423	SER	C-N-CA	5.02	127.51	120.28
24	D40	450	GLY	CA-C-N	5.02	131.13	121.54
24	D40	450	GLY	C-N-CA	5.02	131.13	121.54
10	C32	898	GLN	O-C-N	5.02	127.44	122.12
1	R16	1484	VAL	O-C-N	5.02	127.00	121.83
9	K8	927	ARG	O-C-N	-5.02	115.92	122.59

*Continued on next page...*

*Continued from previous page...*

Mol	Chain	Res	Type	Atoms	Z	Observed(°)	Ideal(°)
10	C24	1498	GLY	CA-C-N	5.02	131.12	121.54
10	C24	1498	GLY	C-N-CA	5.02	131.12	121.54
10	C16	1331	CYS	O-C-N	-5.01	115.71	122.23
10	C16	1664	SER	O-C-N	-5.01	115.92	122.59
23	J8	729	ARG	CA-C-N	-5.01	113.56	120.28
23	J8	729	ARG	C-N-CA	-5.01	113.56	120.28
10	C32	1334	MET	CA-C-N	5.01	129.64	123.12
10	C32	1334	MET	C-N-CA	5.01	129.64	123.12
6	O8	51	LYS	CA-C-N	-5.01	115.49	122.71
6	O8	51	LYS	C-N-CA	-5.01	115.49	122.71
10	C16	1498	GLY	CA-C-N	5.01	131.11	121.54
10	C16	1498	GLY	C-N-CA	5.01	131.11	121.54
2	M	202	LYS	O-C-N	5.01	127.04	121.43
10	C	922	ALA	CA-C-N	-5.01	114.57	119.93
10	C	922	ALA	C-N-CA	-5.01	114.57	119.93
18	B8	611	ASN	CA-C-N	-5.01	115.12	120.43
18	B8	611	ASN	C-N-CA	-5.01	115.12	120.43
20	E	2	PRO	O-C-N	-5.01	115.88	122.64
24	D40	759	TYR	N-CA-C	5.01	121.47	110.80
24	D40	796	ARG	NE-CZ-NH2	5.01	123.71	119.20
10	C32	306	ASP	CA-C-N	5.01	124.31	118.85
10	C32	306	ASP	C-N-CA	5.01	124.31	118.85
2	M	686	ILE	O-C-N	5.01	126.99	121.83
6	O	51	LYS	CA-C-N	-5.01	115.50	122.71
6	O	51	LYS	C-N-CA	-5.01	115.50	122.71
10	C24	60	LYS	O-C-N	-5.01	116.52	121.88
10	C24	429	SER	O-C-N	-5.01	116.30	122.11
10	C24	1344	VAL	O-C-N	5.01	126.99	121.83
18	B8	1392	SER	O-C-N	5.01	128.98	122.42
22	I24	113	HIS	CA-C-N	5.01	125.28	119.47
22	I24	113	HIS	C-N-CA	5.01	125.28	119.47
9	K	1042	HIS	O-C-N	5.01	127.43	122.12
9	K8	792	LEU	O-C-N	5.01	127.86	122.15
9	K16	1284	MET	CA-C-N	5.01	130.72	121.70
9	K16	1284	MET	C-N-CA	5.01	130.72	121.70
13	V	841	GLN	O-C-N	5.01	127.86	122.15
10	C	429	SER	O-C-N	-5.01	116.30	122.11
10	C	646	VAL	O-C-N	-5.01	116.31	122.57
10	C8	335	ASP	O-C-N	-5.01	115.93	122.59
10	C8	1275	LEU	CA-C-N	-5.01	113.59	122.26
10	C8	1275	LEU	C-N-CA	-5.01	113.59	122.26
2	M8	686	ILE	O-C-N	5.01	126.99	121.83

*Continued on next page...*



*Continued from previous page...*

Mol	Chain	Res	Type	Atoms	Z	Observed(°)	Ideal(°)
4	T	75	HIS	N-CA-C	5.01	117.47	111.71
9	K	897	LEU	O-C-N	5.01	127.86	122.15
10	C16	672	ASP	CA-C-N	5.01	129.16	122.95
10	C16	672	ASP	C-N-CA	5.01	129.16	122.95
10	C16	898	GLN	O-C-N	5.01	127.43	122.12
24	D8	759	TYR	N-CA-C	5.01	121.46	110.80
10	C32	646	VAL	O-C-N	-5.01	116.31	122.57
1	R	1386	MET	O-C-N	5.00	128.25	122.19
10	C8	1439	ILE	O-C-N	-5.00	117.09	122.45
17	F8	55	PRO	O-C-N	5.00	127.37	121.46
2	M8	460	TYR	O-C-N	5.00	127.85	122.15
2	M16	347	LYS	CA-C-N	-5.00	111.98	121.54
2	M16	347	LYS	C-N-CA	-5.00	111.98	121.54
4	T	126	GLN	OE1-CD-NE2	-5.00	117.60	122.60
10	C16	1439	ILE	O-C-N	-5.00	117.10	122.45
10	C	1625	SER	CA-C-N	5.00	131.10	121.54
10	C	1625	SER	C-N-CA	5.00	131.10	121.54
18	B	1311	TRP	O-C-N	-5.00	115.94	122.39
22	I24	204	PRO	O-C-N	-5.00	115.52	122.37
22	I16	297	HIS	O-C-N	-5.00	115.93	122.59
24	D32	1069	GLY	CA-C-N	5.00	127.88	120.82
24	D32	1069	GLY	C-N-CA	5.00	127.88	120.82
2	M	347	LYS	CA-C-N	-5.00	111.99	121.54
2	M	347	LYS	C-N-CA	-5.00	111.99	121.54
10	C24	1164	VAL	O-C-N	-5.00	116.99	121.89
10	C8	581	TYR	O-C-N	-5.00	117.52	123.22
22	I24	345	GLU	O-C-N	-5.00	116.93	122.93

There are no chirality outliers.

All (2705) planarity outliers are listed below:

Mol	Chain	Res	Type	Group
19	4	100	ILE	Mainchain
19	4	102	LEU	Mainchain
19	4	103	GLN	Mainchain
19	4	185	GLY	Mainchain
19	4	186	GLY	Mainchain
19	4	187	SER	Mainchain
19	4	188	ALA	Mainchain
19	4	189	LEU	Mainchain
19	4	192	SER	Mainchain
19	4	193	LEU	Mainchain

*Continued on next page...*

*Continued from previous page...*

Mol	Chain	Res	Type	Group
19	4	194	SER	Mainchain
19	4	195	ARG	Mainchain
19	4	196	GLY	Mainchain
19	4	445	VAL	Mainchain
19	4	47	PHE	Mainchain
19	4	48	ASP	Mainchain
19	4	50	THR	Mainchain
19	4	51	PRO	Mainchain
19	4	52	SER	Mainchain
19	4	53	SER	Mainchain
19	4	54	LEU	Mainchain
19	4	55	GLN	Mainchain
19	4	56	GLU	Mainchain
19	4	57	ASN	Mainchain
19	4	58	GLU	Mainchain
19	4	59	GLY	Mainchain
19	4	60	GLN	Mainchain
19	4	61	GLU	Mainchain
19	4	62	ASN	Mainchain
19	4	63	GLY	Mainchain
19	4	64	ASP	Mainchain
19	4	66	ALA	Mainchain,Peptide
19	4	67	SER	Mainchain,Peptide
19	4	68	GLY	Mainchain
19	4	69	GLU	Mainchain,Peptide
19	4	70	SER	Mainchain
19	4	90	GLN	Mainchain
19	4	91	PRO	Mainchain
19	4	92	THR	Mainchain
19	4	93	ASP	Mainchain
19	48	100	ILE	Mainchain
19	48	102	LEU	Mainchain
19	48	103	GLN	Mainchain
19	48	185	GLY	Mainchain
19	48	186	GLY	Mainchain
19	48	187	SER	Mainchain
19	48	188	ALA	Mainchain
19	48	189	LEU	Mainchain
19	48	192	SER	Mainchain
19	48	193	LEU	Mainchain
19	48	194	SER	Mainchain
19	48	195	ARG	Mainchain

*Continued on next page...*

*Continued from previous page...*

Mol	Chain	Res	Type	Group
19	48	196	GLY	Mainchain
19	48	445	VAL	Mainchain
19	48	47	PHE	Mainchain
19	48	48	ASP	Mainchain
19	48	50	THR	Mainchain
19	48	51	PRO	Mainchain
19	48	52	SER	Mainchain
19	48	53	SER	Mainchain
19	48	54	LEU	Mainchain
19	48	55	GLN	Mainchain
19	48	56	GLU	Mainchain
19	48	57	ASN	Mainchain
19	48	58	GLU	Mainchain
19	48	59	GLY	Mainchain
19	48	60	GLN	Mainchain
19	48	61	GLU	Mainchain
19	48	62	ASN	Mainchain
19	48	63	GLY	Mainchain
19	48	64	ASP	Mainchain
19	48	66	ALA	Mainchain,Peptide
19	48	67	SER	Mainchain,Peptide
19	48	68	GLY	Mainchain
19	48	69	GLU	Mainchain,Peptide
19	48	70	SER	Mainchain
19	48	90	GLN	Mainchain
19	48	91	PRO	Mainchain
19	48	92	THR	Mainchain
19	48	93	ASP	Mainchain
12	A	157	LEU	Mainchain
12	A	158	PRO	Mainchain
12	A	159	LYS	Mainchain
12	A	237	LEU	Mainchain
12	A	239	ALA	Mainchain
12	A	240	GLU	Mainchain
12	A	241	VAL	Mainchain
12	A	242	THR	Mainchain
12	A	243	ARG	Mainchain
12	A	265	ALA	Mainchain
12	A	268	GLN	Mainchain
12	A	309	VAL	Mainchain
12	A	461	VAL	Mainchain
12	A	462	THR	Mainchain

*Continued on next page...*

*Continued from previous page...*

Mol	Chain	Res	Type	Group
12	A	463	GLY	Mainchain
12	A	464	GLY	Mainchain
12	A	465	SER	Mainchain
12	A	466	SER	Mainchain
12	A	467	SER	Mainchain
12	A	468	VAL	Mainchain
12	A	469	VAL	Mainchain
12	A	470	LEU	Mainchain
12	A	471	ASN	Mainchain
12	A	473	GLY	Mainchain
12	A	525	ALA	Mainchain
12	A	551	SER	Mainchain
12	A	552	GLY	Mainchain
12	A	555	HIS	Mainchain
12	A	556	LYS	Mainchain
12	A	558	SER	Mainchain
12	A	560	MET	Mainchain
12	A	782	PRO	Mainchain
12	A	794	THR	Mainchain
12	A	795	ALA	Mainchain
12	A	796	ASP	Mainchain
12	A	847	ARG	Mainchain
11	A16	1	MET	Mainchain
11	A16	159	LYS	Mainchain
11	A16	237	LEU	Mainchain
11	A16	239	ALA	Mainchain
11	A16	240	GLU	Mainchain
11	A16	241	VAL	Mainchain
11	A16	242	THR	Mainchain
11	A16	243	ARG	Mainchain
11	A16	265	ALA	Mainchain
11	A16	268	GLN	Mainchain
11	A16	28	SER	Mainchain
11	A16	309	VAL	Mainchain
11	A16	461	VAL	Mainchain
11	A16	462	THR	Mainchain
11	A16	463	GLY	Mainchain
11	A16	464	GLY	Mainchain
11	A16	465	SER	Mainchain
11	A16	466	SER	Mainchain
11	A16	467	SER	Mainchain
11	A16	468	VAL	Mainchain

*Continued on next page...*

*Continued from previous page...*

Mol	Chain	Res	Type	Group
11	A16	469	VAL	Mainchain
11	A16	470	LEU	Mainchain
11	A16	471	ASN	Mainchain
11	A16	473	GLY	Mainchain
11	A16	525	ALA	Mainchain
11	A16	54	ASN	Mainchain
11	A16	551	SER	Mainchain
11	A16	552	GLY	Mainchain
11	A16	555	HIS	Mainchain
11	A16	556	LYS	Mainchain
11	A16	558	SER	Mainchain
11	A16	56	ALA	Mainchain
11	A16	560	MET	Mainchain
11	A16	782	PRO	Mainchain
11	A16	794	THR	Mainchain
11	A16	795	ALA	Mainchain
11	A16	796	ASP	Mainchain
11	A16	847	ARG	Mainchain
11	A24	1	MET	Mainchain
11	A24	157	LEU	Mainchain
11	A24	158	PRO	Mainchain
11	A24	159	LYS	Mainchain
11	A24	237	LEU	Mainchain
11	A24	239	ALA	Mainchain
11	A24	240	GLU	Mainchain
11	A24	241	VAL	Mainchain
11	A24	242	THR	Mainchain
11	A24	243	ARG	Mainchain
11	A24	265	ALA	Mainchain
11	A24	268	GLN	Mainchain
11	A24	28	SER	Mainchain
11	A24	309	VAL	Mainchain
11	A24	461	VAL	Mainchain
11	A24	462	THR	Mainchain
11	A24	463	GLY	Mainchain
11	A24	464	GLY	Mainchain
11	A24	465	SER	Mainchain
11	A24	466	SER	Mainchain
11	A24	467	SER	Mainchain
11	A24	468	VAL	Mainchain
11	A24	469	VAL	Mainchain
11	A24	470	LEU	Mainchain

*Continued on next page...*

*Continued from previous page...*

Mol	Chain	Res	Type	Group
11	A24	471	ASN	Mainchain
11	A24	473	GLY	Mainchain
11	A24	525	ALA	Mainchain
11	A24	54	ASN	Mainchain
11	A24	551	SER	Mainchain
11	A24	552	GLY	Mainchain
11	A24	555	HIS	Mainchain
11	A24	556	LYS	Mainchain
11	A24	558	SER	Mainchain
11	A24	56	ALA	Mainchain
11	A24	560	MET	Mainchain
11	A24	782	PRO	Mainchain
11	A24	794	THR	Mainchain
11	A24	795	ALA	Mainchain
11	A24	796	ASP	Mainchain
11	A24	847	ARG	Mainchain
11	A32	1	MET	Mainchain
11	A32	159	LYS	Mainchain
11	A32	237	LEU	Mainchain
11	A32	239	ALA	Mainchain
11	A32	240	GLU	Mainchain
11	A32	241	VAL	Mainchain
11	A32	242	THR	Mainchain
11	A32	243	ARG	Mainchain
11	A32	265	ALA	Mainchain
11	A32	268	GLN	Mainchain
11	A32	28	SER	Mainchain
11	A32	309	VAL	Mainchain
11	A32	461	VAL	Mainchain
11	A32	462	THR	Mainchain
11	A32	463	GLY	Mainchain
11	A32	464	GLY	Mainchain
11	A32	465	SER	Mainchain
11	A32	466	SER	Mainchain
11	A32	467	SER	Mainchain
11	A32	468	VAL	Mainchain
11	A32	469	VAL	Mainchain
11	A32	470	LEU	Mainchain
11	A32	471	ASN	Mainchain
11	A32	473	GLY	Mainchain
11	A32	525	ALA	Mainchain
11	A32	54	ASN	Mainchain

*Continued on next page...*

*Continued from previous page...*

Mol	Chain	Res	Type	Group
11	A32	551	SER	Mainchain
11	A32	552	GLY	Mainchain
11	A32	555	HIS	Mainchain
11	A32	556	LYS	Mainchain
11	A32	558	SER	Mainchain
11	A32	56	ALA	Mainchain
11	A32	560	MET	Mainchain
11	A32	782	PRO	Mainchain
11	A32	794	THR	Mainchain
11	A32	795	ALA	Mainchain
11	A32	796	ASP	Mainchain
11	A32	847	ARG	Mainchain
11	A40	1	MET	Mainchain
11	A40	157	LEU	Mainchain
11	A40	158	PRO	Mainchain
11	A40	159	LYS	Mainchain
11	A40	237	LEU	Mainchain
11	A40	239	ALA	Mainchain
11	A40	240	GLU	Mainchain
11	A40	241	VAL	Mainchain
11	A40	242	THR	Mainchain
11	A40	243	ARG	Mainchain
11	A40	265	ALA	Mainchain
11	A40	268	GLN	Mainchain
11	A40	28	SER	Mainchain
11	A40	309	VAL	Mainchain
11	A40	461	VAL	Mainchain
11	A40	462	THR	Mainchain
11	A40	463	GLY	Mainchain
11	A40	464	GLY	Mainchain
11	A40	465	SER	Mainchain
11	A40	466	SER	Mainchain
11	A40	467	SER	Mainchain
11	A40	468	VAL	Mainchain
11	A40	469	VAL	Mainchain
11	A40	470	LEU	Mainchain
11	A40	471	ASN	Mainchain
11	A40	473	GLY	Mainchain
11	A40	525	ALA	Mainchain
11	A40	54	ASN	Mainchain
11	A40	551	SER	Mainchain
11	A40	552	GLY	Mainchain

*Continued on next page...*



*Continued from previous page...*

Mol	Chain	Res	Type	Group
11	A40	555	HIS	Mainchain
11	A40	556	LYS	Mainchain
11	A40	558	SER	Mainchain
11	A40	56	ALA	Mainchain
11	A40	560	MET	Mainchain
11	A40	782	PRO	Mainchain
11	A40	794	THR	Mainchain
11	A40	795	ALA	Mainchain
11	A40	796	ASP	Mainchain
11	A40	847	ARG	Mainchain
12	A48	157	LEU	Mainchain
12	A48	158	PRO	Mainchain
12	A48	159	LYS	Mainchain
12	A48	237	LEU	Mainchain
12	A48	239	ALA	Mainchain
12	A48	240	GLU	Mainchain
12	A48	241	VAL	Mainchain
12	A48	242	THR	Mainchain
12	A48	243	ARG	Mainchain
12	A48	265	ALA	Mainchain
12	A48	268	GLN	Mainchain
12	A48	309	VAL	Mainchain
12	A48	461	VAL	Mainchain
12	A48	462	THR	Mainchain
12	A48	463	GLY	Mainchain
12	A48	464	GLY	Mainchain
12	A48	465	SER	Mainchain
12	A48	466	SER	Mainchain
12	A48	467	SER	Mainchain
12	A48	468	VAL	Mainchain
12	A48	469	VAL	Mainchain
12	A48	470	LEU	Mainchain
12	A48	471	ASN	Mainchain
12	A48	473	GLY	Mainchain
12	A48	525	ALA	Mainchain
12	A48	551	SER	Mainchain
12	A48	552	GLY	Mainchain
12	A48	555	HIS	Mainchain
12	A48	556	LYS	Mainchain
12	A48	558	SER	Mainchain
12	A48	560	MET	Mainchain
12	A48	782	PRO	Mainchain

*Continued on next page...*

*Continued from previous page...*

Mol	Chain	Res	Type	Group
12	A48	794	THR	Mainchain
12	A48	795	ALA	Mainchain
12	A48	796	ASP	Mainchain
12	A48	847	ARG	Mainchain
16	A8	157	LEU	Mainchain
16	A8	158	PRO	Mainchain
16	A8	159	LYS	Mainchain
18	B	1	MET	Mainchain
18	B	1064	ILE	Mainchain
18	B	1066	ASP	Mainchain
18	B	1067	SER	Mainchain
18	B	1068	THR	Mainchain
18	B	1111	LYS	Mainchain
18	B	1113	PRO	Mainchain
18	B	1114	CYS	Mainchain
18	B	1116	GLU	Mainchain
18	B	1119	LYS	Mainchain,Peptide
18	B	1122	SER	Mainchain
18	B	1124	GLY	Mainchain
18	B	1125	VAL	Mainchain
18	B	1126	SER	Mainchain
18	B	1127	PRO	Mainchain
18	B	1128	PRO	Mainchain
18	B	1129	LYS	Mainchain
18	B	113	TYR	Mainchain
18	B	1130	LEU	Mainchain
18	B	1131	THR	Mainchain
18	B	1132	TRP	Mainchain
18	B	1133	THR	Mainchain
18	B	116	THR	Mainchain
18	B	1161	LEU	Mainchain
18	B	118	SER	Mainchain
18	B	121	GLN	Mainchain
18	B	122	GLU	Mainchain
18	B	1225	LEU	Mainchain
18	B	1227	TYR	Mainchain
18	B	1228	SER	Mainchain
18	B	1229	GLY	Mainchain
18	B	123	LEU	Mainchain
18	B	1231	LYS	Mainchain
18	B	124	THR	Mainchain
18	B	1276	LYS	Mainchain

*Continued on next page...*

*Continued from previous page...*

Mol	Chain	Res	Type	Group
18	B	1277	GLN	Mainchain
18	B	1278	LYS	Mainchain
18	B	1279	THR	Mainchain
18	B	1280	ASN	Mainchain
18	B	1283	VAL	Mainchain
18	B	1284	ASN	Mainchain
18	B	1287	LEU	Mainchain
18	B	1288	GLY	Mainchain
18	B	1289	ASP	Mainchain
18	B	1358	GLU	Mainchain
18	B	1360	SER	Mainchain
18	B	1362	ALA	Mainchain
18	B	1363	ALA	Mainchain
18	B	1364	GLU	Mainchain
18	B	1365	ARG	Mainchain
18	B	1420	LYS	Mainchain
18	B	1444	LEU	Mainchain
18	B	1446	HIS	Mainchain
18	B	1447	SER	Mainchain
18	B	1476	SER	Mainchain
18	B	1477	GLY	Mainchain
18	B	1478	MET	Mainchain,Peptide
18	B	1479	GLY	Mainchain
18	B	1483	LEU	Mainchain
18	B	1552	LYS	Mainchain
18	B	1593	PHE	Mainchain
18	B	1594	PRO	Mainchain
18	B	1595	ASP	Mainchain
18	B	1596	GLY	Mainchain
18	B	1597	MET	Mainchain
18	B	1601	VAL	Mainchain
18	B	1602	SER	Mainchain
18	B	1603	ASP	Mainchain,Peptide
18	B	1604	ASN	Mainchain
18	B	1605	GLU	Mainchain,Peptide
18	B	1606	LYS	Mainchain,Peptide
18	B	1637	VAL	Mainchain
18	B	1669	PRO	Mainchain
18	B	1670	SER	Mainchain
18	B	1671	ASP	Mainchain
18	B	1672	ASP	Mainchain
18	B	1673	ARG	Mainchain

*Continued on next page...*

*Continued from previous page...*

Mol	Chain	Res	Type	Group
18	B	1674	ASP	Mainchain
18	B	1675	LYS	Mainchain
18	B	1676	VAL	Mainchain
18	B	1677	ARG	Mainchain
18	B	1678	LEU	Mainchain
18	B	1679	ARG	Mainchain
18	B	1680	SER	Mainchain
18	B	1681	GLN	Mainchain
18	B	1682	ARG	Mainchain
18	B	1683	THR	Mainchain
18	B	1685	THR	Mainchain
18	B	1742	SER	Mainchain
18	B	1747	SER	Mainchain
18	B	1783	VAL	Mainchain
18	B	1784	GLY	Mainchain
18	B	1785	LYS	Mainchain
18	B	1786	PRO	Mainchain
18	B	1787	LYS	Mainchain
18	B	1788	ILE	Mainchain
18	B	1789	THR	Mainchain
18	B	1790	ALA	Mainchain
18	B	1791	VAL	Mainchain
18	B	1792	SER	Mainchain
18	B	1793	ILE	Mainchain
18	B	1794	SER	Mainchain
18	B	1797	LEU	Mainchain,Peptide
18	B	1798	VAL	Peptide
18	B	1799	VAL	Mainchain
18	B	1800	ARG	Mainchain
18	B	1801	GLY	Mainchain
18	B	1802	ASP	Mainchain
18	B	1803	THR	Mainchain
18	B	1804	THR	Mainchain
18	B	1806	HIS	Mainchain
18	B	1807	PRO	Mainchain
18	B	1808	GLY	Mainchain
18	B	1809	SER	Mainchain
18	B	192	PRO	Mainchain
18	B	2	ALA	Mainchain
18	B	249	TYR	Mainchain
18	B	298	THR	Mainchain
18	B	384	ASP	Mainchain

*Continued on next page...*

*Continued from previous page...*

Mol	Chain	Res	Type	Group
18	B	4	PRO	Mainchain
18	B	413	ASP	Mainchain
18	B	499	ILE	Mainchain
18	B	500	THR	Mainchain
18	B	504	PRO	Mainchain
18	B	505	ALA	Mainchain
18	B	506	ASP	Mainchain
18	B	508	ALA	Mainchain
18	B	606	GLN	Mainchain
18	B	608	SER	Mainchain
18	B	609	TYR	Mainchain
18	B	610	VAL	Mainchain
18	B	611	ASN	Mainchain
18	B	612	GLY	Mainchain
18	B	613	LYS	Mainchain
18	B	614	MET	Mainchain
18	B	617	ASP	Mainchain
18	B	671	MET	Mainchain
18	B	672	THR	Mainchain
18	B	673	SER	Mainchain
18	B	674	CYS	Mainchain
18	B	675	SER	Mainchain
18	B	676	ASP	Mainchain
18	B	677	VAL	Mainchain
18	B	679	ASP	Mainchain
18	B	681	GLY	Mainchain,Peptide
18	B	682	TYR	Mainchain
18	B	683	ASN	Mainchain
18	B	684	ILE	Mainchain
18	B	685	SER	Mainchain
18	B	688	GLY	Mainchain
18	B	689	SER	Mainchain
18	B	690	TRP	Mainchain
18	B	691	SER	Mainchain
18	B	693	SER	Mainchain
18	B	854	SER	Mainchain
18	B	855	GLY	Mainchain
18	B	907	SER	Mainchain
18	B	913	SER	Mainchain
18	B	914	ASN	Mainchain
18	B	915	ALA	Mainchain
18	B	969	ASP	Mainchain

*Continued on next page...*

*Continued from previous page...*

Mol	Chain	Res	Type	Group
18	B	970	SER	Mainchain
18	B	974	SER	Mainchain
18	B	975	ASP	Mainchain
18	B	976	SER	Mainchain
18	B	977	SER	Mainchain,Peptide
18	B	978	ASN	Mainchain,Peptide
18	B	979	VAL	Mainchain
18	B	980	LYS	Mainchain,Peptide
18	B	981	GLN	Mainchain,Peptide
18	B	982	SER	Mainchain,Peptide
18	B	983	ARG	Mainchain
18	B	984	LYS	Mainchain,Peptide
18	B	985	ASP	Mainchain,Peptide
18	B	987	SER	Mainchain
18	B	988	SER	Mainchain
18	B	989	ILE	Mainchain
18	B	990	PRO	Mainchain
18	B	991	ASP	Mainchain
18	B	992	TRP	Mainchain
18	B	993	ALA	Mainchain
18	B	994	CYS	Mainchain
18	B8	1	MET	Mainchain
18	B8	1064	ILE	Mainchain
18	B8	1065	LYS	Mainchain
18	B8	1066	ASP	Mainchain
18	B8	1067	SER	Mainchain
18	B8	1068	THR	Mainchain
18	B8	1111	LYS	Mainchain
18	B8	1113	PRO	Mainchain
18	B8	1114	CYS	Mainchain
18	B8	1116	GLU	Mainchain
18	B8	1119	LYS	Mainchain,Peptide
18	B8	1122	SER	Mainchain
18	B8	1124	GLY	Mainchain
18	B8	1125	VAL	Mainchain
18	B8	1126	SER	Mainchain
18	B8	1127	PRO	Mainchain
18	B8	1128	PRO	Mainchain
18	B8	1129	LYS	Mainchain
18	B8	113	TYR	Mainchain
18	B8	1130	LEU	Mainchain
18	B8	1131	THR	Mainchain

*Continued on next page...*

*Continued from previous page...*

Mol	Chain	Res	Type	Group
18	B8	1132	TRP	Mainchain
18	B8	1133	THR	Mainchain
18	B8	116	THR	Mainchain
18	B8	1161	LEU	Mainchain
18	B8	118	SER	Mainchain
18	B8	121	GLN	Mainchain
18	B8	122	GLU	Mainchain
18	B8	1225	LEU	Mainchain
18	B8	1227	TYR	Mainchain
18	B8	1228	SER	Mainchain
18	B8	1229	GLY	Mainchain
18	B8	123	LEU	Mainchain
18	B8	1231	LYS	Mainchain
18	B8	124	THR	Mainchain
18	B8	1276	LYS	Mainchain
18	B8	1277	GLN	Mainchain
18	B8	1278	LYS	Mainchain
18	B8	1279	THR	Mainchain
18	B8	1280	ASN	Mainchain
18	B8	1283	VAL	Mainchain
18	B8	1284	ASN	Mainchain
18	B8	1287	LEU	Mainchain
18	B8	1288	GLY	Mainchain
18	B8	1289	ASP	Mainchain
18	B8	1358	GLU	Mainchain
18	B8	1360	SER	Mainchain
18	B8	1362	ALA	Mainchain
18	B8	1363	ALA	Mainchain
18	B8	1364	GLU	Mainchain
18	B8	1365	ARG	Mainchain
18	B8	1420	LYS	Mainchain
18	B8	1444	LEU	Mainchain
18	B8	1446	HIS	Mainchain
18	B8	1447	SER	Mainchain
18	B8	1476	SER	Mainchain
18	B8	1477	GLY	Mainchain
18	B8	1478	MET	Mainchain,Peptide
18	B8	1479	GLY	Mainchain
18	B8	1481	MET	Mainchain
18	B8	1483	LEU	Mainchain
18	B8	1552	LYS	Mainchain
18	B8	1593	PHE	Mainchain

*Continued on next page...*

*Continued from previous page...*

Mol	Chain	Res	Type	Group
18	B8	1594	PRO	Mainchain
18	B8	1595	ASP	Mainchain
18	B8	1596	GLY	Mainchain
18	B8	1597	MET	Mainchain
18	B8	1601	VAL	Mainchain
18	B8	1602	SER	Mainchain
18	B8	1603	ASP	Mainchain,Peptide
18	B8	1604	ASN	Mainchain
18	B8	1605	GLU	Mainchain,Peptide
18	B8	1606	LYS	Mainchain,Peptide
18	B8	1637	VAL	Mainchain
18	B8	1669	PRO	Mainchain
18	B8	1670	SER	Mainchain
18	B8	1671	ASP	Mainchain
18	B8	1672	ASP	Mainchain
18	B8	1673	ARG	Mainchain
18	B8	1674	ASP	Mainchain
18	B8	1675	LYS	Mainchain
18	B8	1676	VAL	Mainchain
18	B8	1677	ARG	Mainchain
18	B8	1678	LEU	Mainchain
18	B8	1679	ARG	Mainchain
18	B8	1680	SER	Mainchain
18	B8	1681	GLN	Mainchain
18	B8	1682	ARG	Mainchain
18	B8	1683	THR	Mainchain
18	B8	1685	THR	Mainchain
18	B8	1742	SER	Mainchain
18	B8	1747	SER	Mainchain
18	B8	1783	VAL	Mainchain
18	B8	1784	GLY	Mainchain
18	B8	1785	LYS	Mainchain
18	B8	1786	PRO	Mainchain
18	B8	1787	LYS	Mainchain
18	B8	1788	ILE	Mainchain
18	B8	1789	THR	Mainchain
18	B8	1790	ALA	Mainchain
18	B8	1791	VAL	Mainchain
18	B8	1792	SER	Mainchain
18	B8	1793	ILE	Mainchain
18	B8	1794	SER	Mainchain
18	B8	1797	LEU	Mainchain,Peptide

*Continued on next page...*



*Continued from previous page...*

Mol	Chain	Res	Type	Group
18	B8	1798	VAL	Peptide
18	B8	1799	VAL	Mainchain
18	B8	1800	ARG	Mainchain
18	B8	1801	GLY	Mainchain
18	B8	1802	ASP	Mainchain
18	B8	1803	THR	Mainchain
18	B8	1804	THR	Mainchain
18	B8	1806	HIS	Mainchain
18	B8	1807	PRO	Mainchain
18	B8	1808	GLY	Mainchain
18	B8	1809	SER	Mainchain
18	B8	192	PRO	Mainchain
18	B8	2	ALA	Mainchain
18	B8	249	TYR	Mainchain
18	B8	298	THR	Mainchain
18	B8	384	ASP	Mainchain
18	B8	4	PRO	Mainchain
18	B8	413	ASP	Mainchain
18	B8	499	ILE	Mainchain
18	B8	500	THR	Mainchain
18	B8	504	PRO	Mainchain
18	B8	505	ALA	Mainchain
18	B8	506	ASP	Mainchain
18	B8	508	ALA	Mainchain
18	B8	606	GLN	Mainchain
18	B8	608	SER	Mainchain
18	B8	609	TYR	Mainchain
18	B8	610	VAL	Mainchain
18	B8	611	ASN	Mainchain
18	B8	612	GLY	Mainchain
18	B8	613	LYS	Mainchain
18	B8	614	MET	Mainchain
18	B8	617	ASP	Mainchain
18	B8	671	MET	Mainchain
18	B8	672	THR	Mainchain
18	B8	673	SER	Mainchain
18	B8	674	CYS	Mainchain
18	B8	675	SER	Mainchain
18	B8	676	ASP	Mainchain
18	B8	677	VAL	Mainchain
18	B8	679	ASP	Mainchain
18	B8	681	GLY	Mainchain,Peptide

*Continued on next page...*

*Continued from previous page...*

Mol	Chain	Res	Type	Group
18	B8	682	TYR	Mainchain
18	B8	683	ASN	Mainchain
18	B8	684	ILE	Mainchain
18	B8	685	SER	Mainchain
18	B8	688	GLY	Mainchain
18	B8	689	SER	Mainchain
18	B8	690	TRP	Mainchain
18	B8	691	SER	Mainchain
18	B8	693	SER	Mainchain
18	B8	854	SER	Mainchain
18	B8	855	GLY	Mainchain
18	B8	907	SER	Mainchain
18	B8	913	SER	Mainchain
18	B8	914	ASN	Mainchain
18	B8	915	ALA	Mainchain
18	B8	969	ASP	Mainchain
18	B8	970	SER	Mainchain
18	B8	974	SER	Mainchain
18	B8	975	ASP	Mainchain
18	B8	976	SER	Mainchain
18	B8	977	SER	Mainchain,Peptide
18	B8	978	ASN	Mainchain,Peptide
18	B8	979	VAL	Mainchain
18	B8	980	LYS	Mainchain,Peptide
18	B8	981	GLN	Mainchain,Peptide
18	B8	982	SER	Mainchain,Peptide
18	B8	983	ARG	Mainchain
18	B8	984	LYS	Mainchain,Peptide
18	B8	985	ASP	Mainchain,Peptide
18	B8	987	SER	Mainchain
18	B8	988	SER	Mainchain
18	B8	989	ILE	Mainchain
18	B8	990	PRO	Mainchain
18	B8	991	ASP	Mainchain
18	B8	992	TRP	Mainchain
18	B8	993	ALA	Mainchain
18	B8	994	CYS	Mainchain
10	C	1034	SER	Mainchain
10	C	1037	SER	Mainchain
10	C	105	TRP	Mainchain
10	C	1052	PHE	Mainchain
10	C	1053	GLY	Mainchain

*Continued on next page...*

*Continued from previous page...*

Mol	Chain	Res	Type	Group
10	C	1054	ARG	Mainchain
10	C	1055	GLU	Mainchain
10	C	1056	VAL	Mainchain
10	C	1058	GLU	Mainchain,Peptide
10	C	1059	ALA	Mainchain
10	C	1060	ALA	Mainchain
10	C	1061	ASN	Mainchain
10	C	1062	GLU	Mainchain
10	C	1063	PRO	Mainchain
10	C	1064	PHE	Mainchain
10	C	1065	SER	Mainchain
10	C	1066	SER	Mainchain
10	C	1067	SER	Mainchain,Peptide
10	C	1068	THR	Mainchain,Peptide
10	C	1069	TYR	Mainchain
10	C	1071	GLN	Mainchain
10	C	1072	ASP	Mainchain,Peptide
10	C	1074	LEU	Mainchain,Peptide
10	C	1075	ASP	Mainchain
10	C	1077	ALA	Mainchain
10	C	1078	GLY	Mainchain
10	C	1079	THR	Mainchain
10	C	1080	SER	Mainchain
10	C	1081	SER	Mainchain
10	C	1082	ILE	Mainchain
10	C	1083	SER	Mainchain
10	C	1084	LYS	Mainchain
10	C	1111	SER	Mainchain
10	C	1126	ASP	Mainchain
10	C	1127	THR	Mainchain
10	C	1128	SER	Mainchain,Peptide
10	C	1130	SER	Mainchain
10	C	1161	PHE	Mainchain
10	C	1162	PRO	Mainchain
10	C	1163	LEU	Mainchain
10	C	1166	SER	Mainchain
10	C	1167	PHE	Mainchain
10	C	1169	ASN	Mainchain
10	C	1270	SER	Mainchain
10	C	1272	GLN	Mainchain
10	C	1273	GLY	Mainchain
10	C	1274	ALA	Mainchain

*Continued on next page...*

*Continued from previous page...*

Mol	Chain	Res	Type	Group
10	C	1277	SER	Mainchain
10	C	1280	VAL	Mainchain
10	C	1287	MET	Mainchain
10	C	1288	VAL	Mainchain
10	C	1290	HIS	Mainchain
10	C	1335	ILE	Mainchain
10	C	1336	ALA	Mainchain
10	C	1351	GLU	Mainchain
10	C	1352	GLN	Mainchain,Peptide
10	C	1353	ASP	Mainchain
10	C	1354	GLY	Mainchain
10	C	1355	GLU	Mainchain
10	C	1356	ASP	Mainchain
10	C	1357	LEU	Mainchain
10	C	1358	ASP	Mainchain
10	C	1439	ILE	Mainchain
10	C	1440	SER	Mainchain
10	C	1443	ASP	Mainchain
10	C	1445	THR	Mainchain
10	C	1495	SER	Mainchain
10	C	1496	PHE	Mainchain
10	C	1497	LYS	Mainchain
10	C	1498	GLY	Mainchain
10	C	1499	ASN	Mainchain
10	C	1503	VAL	Mainchain
10	C	1504	ASP	Mainchain
10	C	1505	MET	Mainchain
10	C	1507	LEU	Mainchain
10	C	1509	SER	Mainchain
10	C	1536	VAL	Mainchain
10	C	1617	ALA	Mainchain
10	C	1618	SER	Mainchain
10	C	1619	PRO	Mainchain
10	C	1620	ILE	Mainchain
10	C	1621	LYS	Mainchain,Peptide
10	C	1622	SER	Mainchain
10	C	1623	ILE	Mainchain
10	C	1624	LEU	Mainchain
10	C	1625	SER	Mainchain
10	C	1627	GLY	Mainchain
10	C	1658	ASP	Mainchain
10	C	1659	ASP	Mainchain

*Continued on next page...*

*Continued from previous page...*

Mol	Chain	Res	Type	Group
10	C	1660	SER	Mainchain
10	C	1661	LEU	Mainchain
10	C	1662	ASP	Mainchain,Peptide
10	C	1663	SER	Mainchain
10	C	1666	LYS	Mainchain
10	C	1667	LEU	Mainchain
10	C	1772	ASP	Mainchain
10	C	1776	SER	Mainchain
10	C	1777	SER	Mainchain
10	C	1778	ASN	Mainchain,Peptide
10	C	1779	GLU	Mainchain
10	C	1780	ARG	Mainchain,Peptide
10	C	1781	GLY	Mainchain
10	C	1782	SER	Mainchain
10	C	1783	TYR	Mainchain
10	C	187	GLY	Mainchain
10	C	248	LEU	Mainchain
10	C	250	GLU	Mainchain
10	C	251	GLY	Mainchain
10	C	280	SER	Mainchain
10	C	282	LYS	Mainchain
10	C	283	SER	Mainchain
10	C	334	MET	Mainchain
10	C	335	ASP	Mainchain,Peptide
10	C	336	THR	Mainchain,Peptide
10	C	337	ILE	Mainchain
10	C	338	SER	Mainchain
10	C	423	SER	Mainchain
10	C	425	PRO	Mainchain
10	C	426	LEU	Mainchain
10	C	427	ASP	Mainchain
10	C	428	GLY	Mainchain,Peptide
10	C	429	SER	Mainchain
10	C	454	SER	Mainchain
10	C	456	ASN	Mainchain
10	C	530	THR	Mainchain
10	C	533	ALA	Mainchain
10	C	620	PRO	Mainchain
10	C	621	VAL	Mainchain
10	C	622	VAL	Mainchain
10	C	623	VAL	Mainchain
10	C	624	GLY	Mainchain

*Continued on next page...*

*Continued from previous page...*

Mol	Chain	Res	Type	Group
10	C	625	SER	Mainchain
10	C	626	GLN	Mainchain
10	C	627	VAL	Mainchain
10	C	629	LYS	Mainchain
10	C	631	ASP	Mainchain
10	C	632	GLN	Mainchain
10	C	633	SER	Mainchain
10	C	634	SER	Mainchain
10	C	635	GLN	Mainchain
10	C	669	GLY	Peptide
10	C	671	LYS	Peptide
10	C	672	ASP	Mainchain
10	C	673	VAL	Mainchain
10	C	674	ASN	Mainchain
10	C	675	ASP	Mainchain
10	C	677	GLY	Mainchain
10	C	716	THR	Mainchain
10	C	717	GLU	Mainchain
10	C	718	HIS	Mainchain
10	C	719	PRO	Mainchain
10	C	725	LEU	Mainchain
10	C	727	THR	Mainchain
10	C	728	SER	Mainchain
10	C	729	SER	Mainchain
10	C	849	SER	Mainchain
10	C	881	GLU	Mainchain
10	C16	1034	SER	Mainchain
10	C16	1035	GLY	Mainchain
10	C16	1037	SER	Mainchain
10	C16	105	TRP	Mainchain
10	C16	1052	PHE	Mainchain
10	C16	1053	GLY	Mainchain
10	C16	1054	ARG	Mainchain
10	C16	1055	GLU	Mainchain
10	C16	1056	VAL	Mainchain
10	C16	1058	GLU	Mainchain,Peptide
10	C16	1059	ALA	Mainchain
10	C16	1060	ALA	Mainchain
10	C16	1061	ASN	Mainchain
10	C16	1062	GLU	Mainchain
10	C16	1063	PRO	Mainchain
10	C16	1064	PHE	Mainchain

*Continued on next page...*

*Continued from previous page...*

Mol	Chain	Res	Type	Group
10	C16	1065	SER	Mainchain
10	C16	1066	SER	Mainchain
10	C16	1067	SER	Mainchain,Peptide
10	C16	1068	THR	Mainchain,Peptide
10	C16	1069	TYR	Mainchain
10	C16	1071	GLN	Mainchain
10	C16	1072	ASP	Mainchain,Peptide
10	C16	1074	LEU	Mainchain,Peptide
10	C16	1075	ASP	Mainchain
10	C16	1077	ALA	Mainchain
10	C16	1078	GLY	Mainchain
10	C16	1079	THR	Mainchain
10	C16	1080	SER	Mainchain
10	C16	1081	SER	Mainchain
10	C16	1082	ILE	Mainchain
10	C16	1083	SER	Mainchain
10	C16	1084	LYS	Mainchain
10	C16	1111	SER	Mainchain
10	C16	1126	ASP	Mainchain
10	C16	1127	THR	Mainchain
10	C16	1128	SER	Mainchain,Peptide
10	C16	1130	SER	Mainchain
10	C16	1161	PHE	Mainchain
10	C16	1162	PRO	Mainchain
10	C16	1163	LEU	Mainchain
10	C16	1166	SER	Mainchain
10	C16	1167	PHE	Mainchain
10	C16	1169	ASN	Mainchain
10	C16	1270	SER	Mainchain
10	C16	1272	GLN	Mainchain
10	C16	1273	GLY	Mainchain
10	C16	1274	ALA	Mainchain
10	C16	1277	SER	Mainchain
10	C16	1280	VAL	Mainchain
10	C16	1287	MET	Mainchain
10	C16	1288	VAL	Mainchain
10	C16	1290	HIS	Mainchain
10	C16	1335	ILE	Mainchain
10	C16	1336	ALA	Mainchain
10	C16	1351	GLU	Mainchain
10	C16	1352	GLN	Mainchain,Peptide
10	C16	1353	ASP	Mainchain

*Continued on next page...*

*Continued from previous page...*

Mol	Chain	Res	Type	Group
10	C16	1354	GLY	Mainchain
10	C16	1355	GLU	Mainchain
10	C16	1356	ASP	Mainchain
10	C16	1357	LEU	Mainchain
10	C16	1358	ASP	Mainchain
10	C16	1439	ILE	Mainchain
10	C16	1440	SER	Mainchain
10	C16	1443	ASP	Mainchain
10	C16	1445	THR	Mainchain
10	C16	1495	SER	Mainchain
10	C16	1496	PHE	Mainchain
10	C16	1497	LYS	Mainchain
10	C16	1498	GLY	Mainchain
10	C16	1499	ASN	Mainchain
10	C16	1503	VAL	Mainchain
10	C16	1504	ASP	Mainchain
10	C16	1505	MET	Mainchain
10	C16	1507	LEU	Mainchain
10	C16	1509	SER	Mainchain
10	C16	1536	VAL	Mainchain
10	C16	1540	GLU	Mainchain
10	C16	1541	PHE	Mainchain
10	C16	1542	PHE	Mainchain
10	C16	1543	GLU	Mainchain
10	C16	1544	GLY	Mainchain
10	C16	1617	ALA	Mainchain
10	C16	1618	SER	Mainchain
10	C16	1619	PRO	Mainchain
10	C16	1620	ILE	Mainchain
10	C16	1621	LYS	Mainchain,Peptide
10	C16	1622	SER	Mainchain
10	C16	1623	ILE	Mainchain
10	C16	1624	LEU	Mainchain
10	C16	1625	SER	Mainchain
10	C16	1627	GLY	Mainchain
10	C16	1658	ASP	Mainchain
10	C16	1659	ASP	Mainchain
10	C16	1660	SER	Mainchain
10	C16	1661	LEU	Mainchain
10	C16	1662	ASP	Mainchain,Peptide
10	C16	1663	SER	Mainchain
10	C16	1666	LYS	Mainchain

*Continued on next page...*



*Continued from previous page...*

Mol	Chain	Res	Type	Group
10	C16	1667	LEU	Mainchain
10	C16	1772	ASP	Mainchain
10	C16	1776	SER	Mainchain
10	C16	1777	SER	Mainchain
10	C16	1778	ASN	Mainchain,Peptide
10	C16	1779	GLU	Mainchain
10	C16	1780	ARG	Mainchain,Peptide
10	C16	1781	GLY	Mainchain
10	C16	1782	SER	Mainchain
10	C16	1783	TYR	Mainchain
10	C16	187	GLY	Mainchain
10	C16	248	LEU	Mainchain
10	C16	250	GLU	Mainchain
10	C16	251	GLY	Mainchain
10	C16	280	SER	Mainchain
10	C16	282	LYS	Mainchain
10	C16	283	SER	Mainchain
10	C16	334	MET	Mainchain
10	C16	335	ASP	Mainchain,Peptide
10	C16	336	THR	Mainchain,Peptide
10	C16	337	ILE	Mainchain
10	C16	338	SER	Mainchain
10	C16	423	SER	Mainchain
10	C16	425	PRO	Mainchain
10	C16	426	LEU	Mainchain
10	C16	427	ASP	Mainchain
10	C16	428	GLY	Mainchain,Peptide
10	C16	429	SER	Mainchain
10	C16	447	PHE	Mainchain
10	C16	454	SER	Mainchain
10	C16	456	ASN	Mainchain
10	C16	530	THR	Mainchain
10	C16	533	ALA	Mainchain
10	C16	620	PRO	Mainchain
10	C16	621	VAL	Mainchain
10	C16	622	VAL	Mainchain
10	C16	623	VAL	Mainchain
10	C16	624	GLY	Mainchain
10	C16	625	SER	Mainchain
10	C16	626	GLN	Mainchain
10	C16	627	VAL	Mainchain
10	C16	629	LYS	Mainchain

*Continued on next page...*

*Continued from previous page...*

Mol	Chain	Res	Type	Group
10	C16	631	ASP	Mainchain
10	C16	632	GLN	Mainchain
10	C16	633	SER	Mainchain
10	C16	634	SER	Mainchain
10	C16	635	GLN	Mainchain
10	C16	669	GLY	Peptide
10	C16	671	LYS	Peptide
10	C16	672	ASP	Mainchain
10	C16	673	VAL	Mainchain
10	C16	674	ASN	Mainchain
10	C16	675	ASP	Mainchain
10	C16	677	GLY	Mainchain
10	C16	716	THR	Mainchain
10	C16	717	GLU	Mainchain
10	C16	718	HIS	Mainchain
10	C16	719	PRO	Mainchain
10	C16	725	LEU	Mainchain
10	C16	727	THR	Mainchain
10	C16	728	SER	Mainchain
10	C16	729	SER	Mainchain
10	C16	849	SER	Mainchain
10	C16	881	GLU	Mainchain
10	C24	1034	SER	Mainchain
10	C24	1035	GLY	Mainchain
10	C24	1037	SER	Mainchain
10	C24	105	TRP	Mainchain
10	C24	1052	PHE	Mainchain
10	C24	1053	GLY	Mainchain
10	C24	1054	ARG	Mainchain
10	C24	1055	GLU	Mainchain
10	C24	1056	VAL	Mainchain
10	C24	1058	GLU	Mainchain,Peptide
10	C24	1059	ALA	Mainchain
10	C24	1060	ALA	Mainchain
10	C24	1061	ASN	Mainchain
10	C24	1062	GLU	Mainchain
10	C24	1063	PRO	Mainchain
10	C24	1064	PHE	Mainchain
10	C24	1065	SER	Mainchain
10	C24	1066	SER	Mainchain
10	C24	1067	SER	Mainchain,Peptide
10	C24	1068	THR	Mainchain,Peptide

*Continued on next page...*

*Continued from previous page...*

Mol	Chain	Res	Type	Group
10	C24	1069	TYR	Mainchain
10	C24	1071	GLN	Mainchain
10	C24	1072	ASP	Mainchain,Peptide
10	C24	1074	LEU	Mainchain,Peptide
10	C24	1075	ASP	Mainchain
10	C24	1077	ALA	Mainchain
10	C24	1078	GLY	Mainchain
10	C24	1079	THR	Mainchain
10	C24	1080	SER	Mainchain
10	C24	1081	SER	Mainchain
10	C24	1082	ILE	Mainchain
10	C24	1083	SER	Mainchain
10	C24	1084	LYS	Mainchain
10	C24	1111	SER	Mainchain
10	C24	1126	ASP	Mainchain
10	C24	1127	THR	Mainchain
10	C24	1128	SER	Mainchain,Peptide
10	C24	1130	SER	Mainchain
10	C24	1161	PHE	Mainchain
10	C24	1162	PRO	Mainchain
10	C24	1163	LEU	Mainchain
10	C24	1166	SER	Mainchain
10	C24	1167	PHE	Mainchain
10	C24	1169	ASN	Mainchain
10	C24	1270	SER	Mainchain
10	C24	1272	GLN	Mainchain
10	C24	1273	GLY	Mainchain
10	C24	1274	ALA	Mainchain
10	C24	1277	SER	Mainchain
10	C24	1280	VAL	Mainchain
10	C24	1287	MET	Mainchain
10	C24	1288	VAL	Mainchain
10	C24	1290	HIS	Mainchain
10	C24	1335	ILE	Mainchain
10	C24	1336	ALA	Mainchain
10	C24	1351	GLU	Mainchain
10	C24	1352	GLN	Mainchain,Peptide
10	C24	1353	ASP	Mainchain
10	C24	1354	GLY	Mainchain
10	C24	1355	GLU	Mainchain
10	C24	1356	ASP	Mainchain
10	C24	1357	LEU	Mainchain

*Continued on next page...*

*Continued from previous page...*

Mol	Chain	Res	Type	Group
10	C24	1358	ASP	Mainchain
10	C24	1439	ILE	Mainchain
10	C24	1440	SER	Mainchain
10	C24	1443	ASP	Mainchain
10	C24	1445	THR	Mainchain
10	C24	1495	SER	Mainchain
10	C24	1496	PHE	Mainchain
10	C24	1497	LYS	Mainchain
10	C24	1498	GLY	Mainchain
10	C24	1499	ASN	Mainchain
10	C24	1503	VAL	Mainchain
10	C24	1504	ASP	Mainchain
10	C24	1505	MET	Mainchain
10	C24	1507	LEU	Mainchain
10	C24	1509	SER	Mainchain
10	C24	1536	VAL	Mainchain
10	C24	1540	GLU	Mainchain
10	C24	1541	PHE	Mainchain
10	C24	1542	PHE	Mainchain
10	C24	1543	GLU	Mainchain
10	C24	1544	GLY	Mainchain
10	C24	1617	ALA	Mainchain
10	C24	1618	SER	Mainchain
10	C24	1619	PRO	Mainchain
10	C24	1620	ILE	Mainchain
10	C24	1621	LYS	Mainchain,Peptide
10	C24	1622	SER	Mainchain
10	C24	1623	ILE	Mainchain
10	C24	1624	LEU	Mainchain
10	C24	1625	SER	Mainchain
10	C24	1627	GLY	Mainchain
10	C24	1658	ASP	Mainchain
10	C24	1659	ASP	Mainchain
10	C24	1660	SER	Mainchain
10	C24	1661	LEU	Mainchain
10	C24	1662	ASP	Mainchain,Peptide
10	C24	1663	SER	Mainchain
10	C24	1666	LYS	Mainchain
10	C24	1667	LEU	Mainchain
10	C24	1772	ASP	Mainchain
10	C24	1776	SER	Mainchain
10	C24	1777	SER	Mainchain

*Continued on next page...*

*Continued from previous page...*

Mol	Chain	Res	Type	Group
10	C24	1778	ASN	Mainchain,Peptide
10	C24	1779	GLU	Mainchain
10	C24	1780	ARG	Mainchain,Peptide
10	C24	1781	GLY	Mainchain
10	C24	1782	SER	Mainchain
10	C24	1783	TYR	Mainchain
10	C24	187	GLY	Mainchain
10	C24	248	LEU	Mainchain
10	C24	250	GLU	Mainchain
10	C24	251	GLY	Mainchain
10	C24	280	SER	Mainchain
10	C24	282	LYS	Mainchain
10	C24	283	SER	Mainchain
10	C24	334	MET	Mainchain
10	C24	335	ASP	Mainchain,Peptide
10	C24	336	THR	Mainchain,Peptide
10	C24	337	ILE	Mainchain
10	C24	338	SER	Mainchain
10	C24	423	SER	Mainchain
10	C24	425	PRO	Mainchain
10	C24	426	LEU	Mainchain
10	C24	427	ASP	Mainchain
10	C24	428	GLY	Mainchain,Peptide
10	C24	429	SER	Mainchain
10	C24	447	PHE	Mainchain
10	C24	454	SER	Mainchain
10	C24	456	ASN	Mainchain
10	C24	530	THR	Mainchain
10	C24	533	ALA	Mainchain
10	C24	620	PRO	Mainchain
10	C24	621	VAL	Mainchain
10	C24	622	VAL	Mainchain
10	C24	623	VAL	Mainchain
10	C24	624	GLY	Mainchain
10	C24	625	SER	Mainchain
10	C24	626	GLN	Mainchain
10	C24	627	VAL	Mainchain
10	C24	629	LYS	Mainchain
10	C24	631	ASP	Mainchain
10	C24	632	GLN	Mainchain
10	C24	633	SER	Mainchain
10	C24	634	SER	Mainchain

*Continued on next page...*

*Continued from previous page...*

Mol	Chain	Res	Type	Group
10	C24	635	GLN	Mainchain
10	C24	669	GLY	Peptide
10	C24	671	LYS	Peptide
10	C24	672	ASP	Mainchain
10	C24	673	VAL	Mainchain
10	C24	674	ASN	Mainchain
10	C24	675	ASP	Mainchain
10	C24	677	GLY	Mainchain
10	C24	716	THR	Mainchain
10	C24	717	GLU	Mainchain
10	C24	718	HIS	Mainchain
10	C24	719	PRO	Mainchain
10	C24	725	LEU	Mainchain
10	C24	727	THR	Mainchain
10	C24	728	SER	Mainchain
10	C24	729	SER	Mainchain
10	C24	849	SER	Mainchain
10	C24	881	GLU	Mainchain
10	C32	1034	SER	Mainchain
10	C32	1035	GLY	Mainchain
10	C32	1037	SER	Mainchain
10	C32	105	TRP	Mainchain
10	C32	1052	PHE	Mainchain
10	C32	1053	GLY	Mainchain
10	C32	1054	ARG	Mainchain
10	C32	1055	GLU	Mainchain
10	C32	1056	VAL	Mainchain
10	C32	1058	GLU	Mainchain,Peptide
10	C32	1059	ALA	Mainchain
10	C32	1060	ALA	Mainchain
10	C32	1061	ASN	Mainchain
10	C32	1062	GLU	Mainchain
10	C32	1063	PRO	Mainchain
10	C32	1064	PHE	Mainchain
10	C32	1065	SER	Mainchain
10	C32	1066	SER	Mainchain
10	C32	1067	SER	Mainchain,Peptide
10	C32	1068	THR	Mainchain,Peptide
10	C32	1069	TYR	Mainchain
10	C32	1071	GLN	Mainchain
10	C32	1072	ASP	Mainchain,Peptide
10	C32	1074	LEU	Mainchain,Peptide

*Continued on next page...*

*Continued from previous page...*

Mol	Chain	Res	Type	Group
10	C32	1075	ASP	Mainchain
10	C32	1077	ALA	Mainchain
10	C32	1078	GLY	Mainchain
10	C32	1079	THR	Mainchain
10	C32	1080	SER	Mainchain
10	C32	1081	SER	Mainchain
10	C32	1082	ILE	Mainchain
10	C32	1083	SER	Mainchain
10	C32	1084	LYS	Mainchain
10	C32	1111	SER	Mainchain
10	C32	1126	ASP	Mainchain
10	C32	1127	THR	Mainchain
10	C32	1128	SER	Mainchain,Peptide
10	C32	1130	SER	Mainchain
10	C32	1161	PHE	Mainchain
10	C32	1162	PRO	Mainchain
10	C32	1163	LEU	Mainchain
10	C32	1166	SER	Mainchain
10	C32	1167	PHE	Mainchain
10	C32	1169	ASN	Mainchain
10	C32	1270	SER	Mainchain
10	C32	1272	GLN	Mainchain
10	C32	1273	GLY	Mainchain
10	C32	1274	ALA	Mainchain
10	C32	1277	SER	Mainchain
10	C32	1280	VAL	Mainchain
10	C32	1287	MET	Mainchain
10	C32	1288	VAL	Mainchain
10	C32	1290	HIS	Mainchain
10	C32	1335	ILE	Mainchain
10	C32	1336	ALA	Mainchain
10	C32	1351	GLU	Mainchain
10	C32	1352	GLN	Mainchain,Peptide
10	C32	1353	ASP	Mainchain
10	C32	1354	GLY	Mainchain
10	C32	1355	GLU	Mainchain
10	C32	1356	ASP	Mainchain
10	C32	1357	LEU	Mainchain
10	C32	1358	ASP	Mainchain
10	C32	1439	ILE	Mainchain
10	C32	1440	SER	Mainchain
10	C32	1443	ASP	Mainchain

*Continued on next page...*

*Continued from previous page...*

Mol	Chain	Res	Type	Group
10	C32	1445	THR	Mainchain
10	C32	1495	SER	Mainchain
10	C32	1496	PHE	Mainchain
10	C32	1497	LYS	Mainchain
10	C32	1498	GLY	Mainchain
10	C32	1499	ASN	Mainchain
10	C32	1503	VAL	Mainchain
10	C32	1504	ASP	Mainchain
10	C32	1505	MET	Mainchain
10	C32	1507	LEU	Mainchain
10	C32	1509	SER	Mainchain
10	C32	1536	VAL	Mainchain
10	C32	1540	GLU	Mainchain
10	C32	1541	PHE	Mainchain
10	C32	1542	PHE	Mainchain
10	C32	1543	GLU	Mainchain
10	C32	1544	GLY	Mainchain
10	C32	1617	ALA	Mainchain
10	C32	1618	SER	Mainchain
10	C32	1619	PRO	Mainchain
10	C32	1620	ILE	Mainchain
10	C32	1621	LYS	Mainchain,Peptide
10	C32	1622	SER	Mainchain
10	C32	1623	ILE	Mainchain
10	C32	1624	LEU	Mainchain
10	C32	1625	SER	Mainchain
10	C32	1627	GLY	Mainchain
10	C32	1658	ASP	Mainchain
10	C32	1659	ASP	Mainchain
10	C32	1660	SER	Mainchain
10	C32	1661	LEU	Mainchain
10	C32	1662	ASP	Mainchain,Peptide
10	C32	1663	SER	Mainchain
10	C32	1666	LYS	Mainchain
10	C32	1667	LEU	Mainchain
10	C32	1772	ASP	Mainchain
10	C32	1776	SER	Mainchain
10	C32	1777	SER	Mainchain
10	C32	1778	ASN	Mainchain,Peptide
10	C32	1779	GLU	Mainchain
10	C32	1780	ARG	Mainchain,Peptide
10	C32	1781	GLY	Mainchain

*Continued on next page...*



*Continued from previous page...*

Mol	Chain	Res	Type	Group
10	C32	1782	SER	Mainchain
10	C32	1783	TYR	Mainchain
10	C32	187	GLY	Mainchain
10	C32	248	LEU	Mainchain
10	C32	250	GLU	Mainchain
10	C32	251	GLY	Mainchain
10	C32	280	SER	Mainchain
10	C32	282	LYS	Mainchain
10	C32	283	SER	Mainchain
10	C32	334	MET	Mainchain
10	C32	335	ASP	Mainchain,Peptide
10	C32	336	THR	Mainchain,Peptide
10	C32	337	ILE	Mainchain
10	C32	338	SER	Mainchain
10	C32	423	SER	Mainchain
10	C32	425	PRO	Mainchain
10	C32	426	LEU	Mainchain
10	C32	427	ASP	Mainchain
10	C32	428	GLY	Mainchain,Peptide
10	C32	429	SER	Mainchain
10	C32	447	PHE	Mainchain
10	C32	454	SER	Mainchain
10	C32	456	ASN	Mainchain
10	C32	530	THR	Mainchain
10	C32	533	ALA	Mainchain
10	C32	620	PRO	Mainchain
10	C32	621	VAL	Mainchain
10	C32	622	VAL	Mainchain
10	C32	623	VAL	Mainchain
10	C32	624	GLY	Mainchain
10	C32	625	SER	Mainchain
10	C32	626	GLN	Mainchain
10	C32	627	VAL	Mainchain
10	C32	629	LYS	Mainchain
10	C32	631	ASP	Mainchain
10	C32	632	GLN	Mainchain
10	C32	633	SER	Mainchain
10	C32	634	SER	Mainchain
10	C32	635	GLN	Mainchain
10	C32	669	GLY	Peptide
10	C32	671	LYS	Peptide
10	C32	672	ASP	Mainchain

*Continued on next page...*

*Continued from previous page...*

Mol	Chain	Res	Type	Group
10	C32	673	VAL	Mainchain
10	C32	674	ASN	Mainchain
10	C32	675	ASP	Mainchain
10	C32	677	GLY	Mainchain
10	C32	716	THR	Mainchain
10	C32	717	GLU	Mainchain
10	C32	718	HIS	Mainchain
10	C32	719	PRO	Mainchain
10	C32	725	LEU	Mainchain
10	C32	727	THR	Mainchain
10	C32	728	SER	Mainchain
10	C32	729	SER	Mainchain
10	C32	849	SER	Mainchain
10	C32	881	GLU	Mainchain
10	C8	1034	SER	Mainchain
10	C8	1037	SER	Mainchain
10	C8	105	TRP	Mainchain
10	C8	1052	PHE	Mainchain
10	C8	1053	GLY	Mainchain
10	C8	1054	ARG	Mainchain
10	C8	1055	GLU	Mainchain
10	C8	1056	VAL	Mainchain
10	C8	1058	GLU	Mainchain,Peptide
10	C8	1059	ALA	Mainchain
10	C8	1060	ALA	Mainchain
10	C8	1061	ASN	Mainchain
10	C8	1062	GLU	Mainchain
10	C8	1063	PRO	Mainchain
10	C8	1064	PHE	Mainchain
10	C8	1065	SER	Mainchain
10	C8	1066	SER	Mainchain
10	C8	1067	SER	Mainchain,Peptide
10	C8	1068	THR	Mainchain,Peptide
10	C8	1069	TYR	Mainchain
10	C8	1071	GLN	Mainchain
10	C8	1072	ASP	Mainchain,Peptide
10	C8	1074	LEU	Mainchain,Peptide
10	C8	1075	ASP	Mainchain
10	C8	1077	ALA	Mainchain
10	C8	1078	GLY	Mainchain
10	C8	1079	THR	Mainchain
10	C8	1080	SER	Mainchain

*Continued on next page...*

*Continued from previous page...*

Mol	Chain	Res	Type	Group
10	C8	1081	SER	Mainchain
10	C8	1082	ILE	Mainchain
10	C8	1083	SER	Mainchain
10	C8	1084	LYS	Mainchain
10	C8	1111	SER	Mainchain
10	C8	1126	ASP	Mainchain
10	C8	1127	THR	Mainchain
10	C8	1128	SER	Mainchain,Peptide
10	C8	1130	SER	Mainchain
10	C8	1161	PHE	Mainchain
10	C8	1162	PRO	Mainchain
10	C8	1163	LEU	Mainchain
10	C8	1166	SER	Mainchain
10	C8	1167	PHE	Mainchain
10	C8	1169	ASN	Mainchain
10	C8	1270	SER	Mainchain
10	C8	1272	GLN	Mainchain
10	C8	1273	GLY	Mainchain
10	C8	1274	ALA	Mainchain
10	C8	1277	SER	Mainchain
10	C8	1280	VAL	Mainchain
10	C8	1287	MET	Mainchain
10	C8	1288	VAL	Mainchain
10	C8	1290	HIS	Mainchain
10	C8	1335	ILE	Mainchain
10	C8	1336	ALA	Mainchain
10	C8	1351	GLU	Mainchain
10	C8	1352	GLN	Mainchain,Peptide
10	C8	1353	ASP	Mainchain
10	C8	1354	GLY	Mainchain
10	C8	1355	GLU	Mainchain
10	C8	1356	ASP	Mainchain
10	C8	1357	LEU	Mainchain
10	C8	1358	ASP	Mainchain
10	C8	1439	ILE	Mainchain
10	C8	1440	SER	Mainchain
10	C8	1443	ASP	Mainchain
10	C8	1445	THR	Mainchain
10	C8	1495	SER	Mainchain
10	C8	1496	PHE	Mainchain
10	C8	1497	LYS	Mainchain
10	C8	1498	GLY	Mainchain

*Continued on next page...*

*Continued from previous page...*

Mol	Chain	Res	Type	Group
10	C8	1499	ASN	Mainchain
10	C8	1503	VAL	Mainchain
10	C8	1504	ASP	Mainchain
10	C8	1505	MET	Mainchain
10	C8	1507	LEU	Mainchain
10	C8	1509	SER	Mainchain
10	C8	1536	VAL	Mainchain
10	C8	1540	GLU	Mainchain
10	C8	1541	PHE	Mainchain
10	C8	1542	PHE	Mainchain
10	C8	1543	GLU	Mainchain
10	C8	1544	GLY	Mainchain
10	C8	1617	ALA	Mainchain
10	C8	1618	SER	Mainchain
10	C8	1619	PRO	Mainchain
10	C8	1620	ILE	Mainchain
10	C8	1621	LYS	Mainchain,Peptide
10	C8	1622	SER	Mainchain
10	C8	1623	ILE	Mainchain
10	C8	1624	LEU	Mainchain
10	C8	1625	SER	Mainchain
10	C8	1627	GLY	Mainchain
10	C8	1772	ASP	Mainchain
10	C8	1776	SER	Mainchain
10	C8	1777	SER	Mainchain
10	C8	1778	ASN	Mainchain,Peptide
10	C8	1779	GLU	Mainchain
10	C8	1780	ARG	Mainchain,Peptide
10	C8	1781	GLY	Mainchain
10	C8	1782	SER	Mainchain
10	C8	1783	TYR	Mainchain
10	C8	187	GLY	Mainchain
10	C8	248	LEU	Mainchain
10	C8	250	GLU	Mainchain
10	C8	251	GLY	Mainchain
10	C8	280	SER	Mainchain
10	C8	282	LYS	Mainchain
10	C8	283	SER	Mainchain
10	C8	334	MET	Mainchain
10	C8	335	ASP	Mainchain,Peptide
10	C8	336	THR	Mainchain,Peptide
10	C8	337	ILE	Mainchain

*Continued on next page...*

*Continued from previous page...*

Mol	Chain	Res	Type	Group
10	C8	338	SER	Mainchain
10	C8	423	SER	Mainchain
10	C8	425	PRO	Mainchain
10	C8	426	LEU	Mainchain
10	C8	427	ASP	Mainchain
10	C8	428	GLY	Mainchain,Peptide
10	C8	429	SER	Mainchain
10	C8	454	SER	Mainchain
10	C8	456	ASN	Mainchain
10	C8	530	THR	Mainchain
10	C8	533	ALA	Mainchain
10	C8	620	PRO	Mainchain
10	C8	669	GLY	Peptide
10	C8	671	LYS	Peptide
10	C8	672	ASP	Mainchain
10	C8	673	VAL	Mainchain
10	C8	674	ASN	Mainchain
10	C8	675	ASP	Mainchain
10	C8	677	GLY	Mainchain
10	C8	849	SER	Mainchain
10	C8	881	GLU	Mainchain
24	D	1061	SER	Peptide
24	D	1065	ALA	Peptide
24	D	1066	VAL	Peptide
24	D	1067	SER	Peptide
24	D	1070	SER	Peptide
24	D	1074	GLY	Peptide
24	D	1151	SER	Peptide
24	D	1199	GLN	Peptide
24	D	1201	GLY	Peptide
24	D	1397	THR	Peptide
24	D	1398	ARG	Peptide
24	D	1399	SER	Peptide
24	D	1400	SER	Peptide
24	D	1401	LEU	Peptide
24	D	1403	LEU	Peptide
24	D	1404	GLY	Peptide
24	D	1448	TYR	Sidechain
24	D	307	GLY	Peptide
24	D	391	VAL	Peptide
24	D	52	ARG	Sidechain
24	D	634	THR	Peptide

*Continued on next page...*

*Continued from previous page...*

Mol	Chain	Res	Type	Group
24	D	757	GLY	Peptide
24	D	758	ALA	Peptide
24	D	759	TYR	Peptide
24	D	762	GLY	Peptide
24	D	764	GLU	Peptide
24	D	765	SER	Peptide
24	D	767	ASN	Peptide
24	D	768	LYS	Peptide
24	D16	1061	SER	Peptide
24	D16	1065	ALA	Peptide
24	D16	1066	VAL	Peptide
24	D16	1067	SER	Peptide
24	D16	1070	SER	Peptide
24	D16	1074	GLY	Peptide
24	D16	1151	SER	Peptide
24	D16	1199	GLN	Peptide
24	D16	1201	GLY	Peptide
24	D16	1397	THR	Peptide
24	D16	1398	ARG	Peptide
24	D16	1399	SER	Peptide
24	D16	1400	SER	Peptide
24	D16	1401	LEU	Peptide
24	D16	1403	LEU	Peptide
24	D16	1404	GLY	Peptide
24	D16	1448	TYR	Sidechain
24	D16	307	GLY	Peptide
24	D16	391	VAL	Peptide
24	D16	52	ARG	Sidechain
24	D16	634	THR	Peptide
24	D16	757	GLY	Peptide
24	D16	758	ALA	Peptide
24	D16	759	TYR	Peptide
24	D16	762	GLY	Peptide
24	D16	764	GLU	Peptide
24	D16	765	SER	Peptide
24	D16	767	ASN	Peptide
24	D16	768	LYS	Peptide
24	D24	1061	SER	Peptide
24	D24	1065	ALA	Peptide
24	D24	1066	VAL	Peptide
24	D24	1067	SER	Peptide
24	D24	1070	SER	Peptide

*Continued on next page...*

*Continued from previous page...*

Mol	Chain	Res	Type	Group
24	D24	1074	GLY	Peptide
24	D24	1151	SER	Peptide
24	D24	1199	GLN	Peptide
24	D24	1201	GLY	Peptide
24	D24	1397	THR	Peptide
24	D24	1398	ARG	Peptide
24	D24	1399	SER	Peptide
24	D24	1400	SER	Peptide
24	D24	1401	LEU	Peptide
24	D24	1403	LEU	Peptide
24	D24	1404	GLY	Peptide
24	D24	1448	TYR	Sidechain
24	D24	307	GLY	Peptide
24	D24	391	VAL	Peptide
24	D24	52	ARG	Sidechain
24	D24	634	THR	Peptide
24	D24	757	GLY	Peptide
24	D24	758	ALA	Peptide
24	D24	759	TYR	Peptide
24	D24	762	GLY	Peptide
24	D24	764	GLU	Peptide
24	D24	765	SER	Peptide
24	D24	767	ASN	Peptide
24	D24	768	LYS	Peptide
24	D32	1061	SER	Peptide
24	D32	1065	ALA	Peptide
24	D32	1066	VAL	Peptide
24	D32	1067	SER	Peptide
24	D32	1070	SER	Peptide
24	D32	1074	GLY	Peptide
24	D32	1151	SER	Peptide
24	D32	1199	GLN	Peptide
24	D32	1201	GLY	Peptide
24	D32	1397	THR	Peptide
24	D32	1398	ARG	Peptide
24	D32	1399	SER	Peptide
24	D32	1400	SER	Peptide
24	D32	1401	LEU	Peptide
24	D32	1403	LEU	Peptide
24	D32	1404	GLY	Peptide
24	D32	1448	TYR	Sidechain
24	D32	307	GLY	Peptide

*Continued on next page...*

*Continued from previous page...*

Mol	Chain	Res	Type	Group
24	D32	391	VAL	Peptide
24	D32	52	ARG	Sidechain
24	D32	634	THR	Peptide
24	D32	757	GLY	Peptide
24	D32	758	ALA	Peptide
24	D32	759	TYR	Peptide
24	D32	762	GLY	Peptide
24	D32	764	GLU	Peptide
24	D32	765	SER	Peptide
24	D32	767	ASN	Peptide
24	D32	768	LYS	Peptide
24	D40	1061	SER	Peptide
24	D40	1065	ALA	Peptide
24	D40	1066	VAL	Peptide
24	D40	1067	SER	Peptide
24	D40	1070	SER	Peptide
24	D40	1074	GLY	Peptide
24	D40	1151	SER	Peptide
24	D40	1199	GLN	Peptide
24	D40	1201	GLY	Peptide
24	D40	1397	THR	Peptide
24	D40	1398	ARG	Peptide
24	D40	1399	SER	Peptide
24	D40	1400	SER	Peptide
24	D40	1401	LEU	Peptide
24	D40	1403	LEU	Peptide
24	D40	1404	GLY	Peptide
24	D40	1448	TYR	Sidechain
24	D40	307	GLY	Peptide
24	D40	391	VAL	Peptide
24	D40	52	ARG	Sidechain
24	D40	634	THR	Peptide
24	D40	757	GLY	Peptide
24	D40	758	ALA	Peptide
24	D40	759	TYR	Peptide
24	D40	762	GLY	Peptide
24	D40	764	GLU	Peptide
24	D40	765	SER	Peptide
24	D40	767	ASN	Peptide
24	D40	768	LYS	Peptide
24	D8	1061	SER	Peptide
24	D8	1065	ALA	Peptide

*Continued on next page...*



*Continued from previous page...*

Mol	Chain	Res	Type	Group
24	D8	1066	VAL	Peptide
24	D8	1067	SER	Peptide
24	D8	1070	SER	Peptide
24	D8	1074	GLY	Peptide
24	D8	1151	SER	Peptide
24	D8	1199	GLN	Peptide
24	D8	1201	GLY	Peptide
24	D8	1397	THR	Peptide
24	D8	1398	ARG	Peptide
24	D8	1399	SER	Peptide
24	D8	1400	SER	Peptide
24	D8	1401	LEU	Peptide
24	D8	1403	LEU	Peptide
24	D8	1404	GLY	Peptide
24	D8	1448	TYR	Sidechain
24	D8	307	GLY	Peptide
24	D8	391	VAL	Peptide
24	D8	52	ARG	Sidechain
24	D8	634	THR	Peptide
24	D8	757	GLY	Peptide
24	D8	758	ALA	Peptide
24	D8	759	TYR	Peptide
24	D8	762	GLY	Peptide
24	D8	764	GLU	Peptide
24	D8	765	SER	Peptide
24	D8	767	ASN	Peptide
24	D8	768	LYS	Peptide
20	E	1	MET	Mainchain
20	E	126	SER	Mainchain
20	E	128	SER	Mainchain
20	E	2	PRO	Mainchain
20	E	200	LEU	Mainchain
20	E	201	LEU	Mainchain
20	E	202	ASP	Mainchain
20	E	203	TRP	Mainchain
20	E	204	SER	Mainchain
20	E	207	LEU	Mainchain
20	E	208	VAL	Mainchain
20	E	209	SER	Mainchain
20	E	3	SER	Mainchain
20	E	339	LYS	Mainchain
20	E	341	TYR	Mainchain

*Continued on next page...*

*Continued from previous page...*

Mol	Chain	Res	Type	Group
20	E	342	GLN	Mainchain
20	E	344	PRO	Mainchain,Peptide
20	E	345	LEU	Mainchain
20	E	347	PRO	Mainchain
20	E	348	PRO	Mainchain
20	E	349	THR	Mainchain
20	E	350	GLU	Mainchain
20	E	351	SER	Mainchain
20	E	352	PHE	Mainchain
20	E	38	PHE	Mainchain
20	E	39	SER	Mainchain
20	E	4	PRO	Mainchain
20	E	417	LYS	Mainchain
20	E	418	THR	Mainchain
20	E	419	ASN	Mainchain
20	E	420	LEU	Mainchain
20	E	422	SER	Mainchain
20	E	423	PRO	Mainchain
20	E	424	GLN	Mainchain
20	E	427	MET	Mainchain
20	E	429	PRO	Mainchain,Peptide
20	E	430	ALA	Mainchain
20	E	434	TRP	Mainchain
20	E	435	ALA	Mainchain
20	E	436	THR	Mainchain
20	E	437	SER	Mainchain
20	E	438	SER	Mainchain
20	E	439	MET	Mainchain
20	E	440	VAL	Mainchain
20	E	441	ARG	Mainchain
20	E	443	ASP	Mainchain
20	E	444	VAL	Mainchain
20	E	446	PRO	Mainchain
20	E	451	ILE	Mainchain
20	E8	1	MET	Mainchain
20	E8	126	SER	Mainchain
20	E8	128	SER	Mainchain
20	E8	2	PRO	Mainchain
20	E8	200	LEU	Mainchain
20	E8	201	LEU	Mainchain
20	E8	202	ASP	Mainchain
20	E8	203	TRP	Mainchain

*Continued on next page...*

*Continued from previous page...*

Mol	Chain	Res	Type	Group
20	E8	204	SER	Mainchain
20	E8	207	LEU	Mainchain
20	E8	208	VAL	Mainchain
20	E8	209	SER	Mainchain
20	E8	3	SER	Mainchain
20	E8	339	LYS	Mainchain
20	E8	341	TYR	Mainchain
20	E8	342	GLN	Mainchain
20	E8	344	PRO	Mainchain,Peptide
20	E8	345	LEU	Mainchain
20	E8	347	PRO	Mainchain
20	E8	348	PRO	Mainchain
20	E8	349	THR	Mainchain
20	E8	350	GLU	Mainchain
20	E8	351	SER	Mainchain
20	E8	352	PHE	Mainchain
20	E8	38	PHE	Mainchain
20	E8	39	SER	Mainchain
20	E8	4	PRO	Mainchain
20	E8	417	LYS	Mainchain
20	E8	418	THR	Mainchain
20	E8	419	ASN	Mainchain
20	E8	420	LEU	Mainchain
20	E8	422	SER	Mainchain
20	E8	423	PRO	Mainchain
20	E8	424	GLN	Mainchain
20	E8	427	MET	Mainchain
20	E8	429	PRO	Mainchain,Peptide
20	E8	430	ALA	Mainchain
20	E8	434	TRP	Mainchain
20	E8	435	ALA	Mainchain
20	E8	436	THR	Mainchain
20	E8	437	SER	Mainchain
20	E8	438	SER	Mainchain
20	E8	439	MET	Mainchain
20	E8	440	VAL	Mainchain
20	E8	441	ARG	Mainchain
20	E8	443	ASP	Mainchain
20	E8	444	VAL	Mainchain
20	E8	446	PRO	Mainchain
20	E8	451	ILE	Mainchain
17	F	68	PHE	Mainchain

*Continued on next page...*

*Continued from previous page...*

Mol	Chain	Res	Type	Group
17	F	69	SER	Mainchain
17	F	70	PRO	Mainchain
17	F	71	GLU	Mainchain
17	F	72	SER	Mainchain
17	F	73	GLY	Mainchain
17	F	74	ILE	Mainchain
17	F	77	TYR	Mainchain
17	F	78	SER	Mainchain
17	F	79	ALA	Mainchain
17	F16	68	PHE	Mainchain
17	F16	69	SER	Mainchain
17	F16	70	PRO	Mainchain
17	F16	71	GLU	Mainchain
17	F16	72	SER	Mainchain
17	F16	73	GLY	Mainchain
17	F16	74	ILE	Mainchain
17	F16	77	TYR	Mainchain
17	F16	78	SER	Mainchain
17	F16	79	ALA	Mainchain
17	F24	68	PHE	Mainchain
17	F24	69	SER	Mainchain
17	F24	70	PRO	Mainchain
17	F24	71	GLU	Mainchain
17	F24	72	SER	Mainchain
17	F24	73	GLY	Mainchain
17	F24	74	ILE	Mainchain
17	F24	77	TYR	Mainchain
17	F24	78	SER	Mainchain
17	F24	79	ALA	Mainchain
17	F8	68	PHE	Mainchain
17	F8	69	SER	Mainchain
17	F8	70	PRO	Mainchain
17	F8	71	GLU	Mainchain
17	F8	72	SER	Mainchain
17	F8	73	GLY	Mainchain
17	F8	74	ILE	Mainchain
17	F8	77	TYR	Mainchain
17	F8	78	SER	Mainchain
17	F8	79	ALA	Mainchain
21	H	138	GLU	Mainchain
21	H	318	ALA	Mainchain
21	H	319	GLY	Mainchain

*Continued on next page...*

*Continued from previous page...*

Mol	Chain	Res	Type	Group
21	H	320	SER	Mainchain
21	H	321	SER	Mainchain
21	H	322	LEU	Mainchain
21	H	323	TYR	Mainchain
21	H	326	GLY	Mainchain
21	H16	138	GLU	Mainchain
21	H16	318	ALA	Mainchain
21	H16	319	GLY	Mainchain
21	H16	320	SER	Mainchain
21	H16	321	SER	Mainchain
21	H16	322	LEU	Mainchain
21	H16	323	TYR	Mainchain
21	H16	326	GLY	Mainchain
21	H24	138	GLU	Mainchain
21	H24	318	ALA	Mainchain
21	H24	319	GLY	Mainchain
21	H24	320	SER	Mainchain
21	H24	321	SER	Mainchain
21	H24	322	LEU	Mainchain
21	H24	323	TYR	Mainchain
21	H24	326	GLY	Mainchain
21	H8	138	GLU	Mainchain
21	H8	318	ALA	Mainchain
21	H8	319	GLY	Mainchain
21	H8	320	SER	Mainchain
21	H8	321	SER	Mainchain
21	H8	322	LEU	Mainchain
21	H8	323	TYR	Mainchain
21	H8	326	GLY	Mainchain
22	I	149	SER	Mainchain
22	I	206	PHE	Mainchain
22	I	207	PRO	Mainchain
22	I	209	TRP	Mainchain
22	I	252	ARG	Mainchain
22	I	296	ARG	Mainchain
22	I	297	HIS	Mainchain
22	I	298	ALA	Mainchain
22	I	299	SER	Mainchain
22	I	369	HIS	Mainchain
22	I	370	PRO	Mainchain
22	I	371	THR	Mainchain
22	I16	149	SER	Mainchain

*Continued on next page...*

*Continued from previous page...*

Mol	Chain	Res	Type	Group
22	I16	206	PHE	Mainchain
22	I16	207	PRO	Mainchain
22	I16	209	TRP	Mainchain
22	I16	252	ARG	Mainchain
22	I16	296	ARG	Mainchain
22	I16	297	HIS	Mainchain
22	I16	298	ALA	Mainchain
22	I16	299	SER	Mainchain
22	I16	369	HIS	Mainchain
22	I16	370	PRO	Mainchain
22	I16	371	THR	Mainchain
22	I24	149	SER	Mainchain
22	I24	206	PHE	Mainchain
22	I24	207	PRO	Mainchain
22	I24	209	TRP	Mainchain
22	I24	252	ARG	Mainchain
22	I24	296	ARG	Mainchain
22	I24	297	HIS	Mainchain
22	I24	298	ALA	Mainchain
22	I24	299	SER	Mainchain
22	I24	369	HIS	Mainchain
22	I24	370	PRO	Mainchain
22	I24	371	THR	Mainchain
22	I8	149	SER	Mainchain
22	I8	206	PHE	Mainchain
22	I8	207	PRO	Mainchain
22	I8	209	TRP	Mainchain
22	I8	252	ARG	Mainchain
22	I8	296	ARG	Mainchain
22	I8	297	HIS	Mainchain
22	I8	298	ALA	Mainchain
22	I8	299	SER	Mainchain
22	I8	369	HIS	Mainchain
22	I8	370	PRO	Mainchain
22	I8	371	THR	Mainchain
15	J	542	THR	Mainchain
15	J	677	GLY	Mainchain
15	J	679	GLU	Mainchain
15	J	680	LEU	Mainchain
15	J	682	ALA	Mainchain
15	J	684	ASP	Mainchain
15	J	687	SER	Mainchain

*Continued on next page...*

*Continued from previous page...*

Mol	Chain	Res	Type	Group
23	J16	679	GLU	Mainchain
23	J16	681	GLU	Mainchain
23	J16	682	ALA	Mainchain
23	J16	683	ILE	Mainchain
23	J16	684	ASP	Mainchain
23	J16	724	GLY	Mainchain
23	J16	726	GLY	Mainchain
23	J16	733	ALA	Mainchain
23	J16	735	LYS	Mainchain
23	J24	679	GLU	Mainchain
23	J24	681	GLU	Mainchain
23	J24	682	ALA	Mainchain
23	J24	683	ILE	Mainchain
23	J24	684	ASP	Mainchain
23	J24	724	GLY	Mainchain
23	J24	726	GLY	Mainchain
23	J24	733	ALA	Mainchain
23	J24	735	LYS	Mainchain
23	J32	679	GLU	Mainchain
23	J32	681	GLU	Mainchain
23	J32	682	ALA	Mainchain
23	J32	683	ILE	Mainchain
23	J32	684	ASP	Mainchain
23	J32	724	GLY	Mainchain
23	J32	726	GLY	Mainchain
23	J32	733	ALA	Mainchain
23	J32	735	LYS	Mainchain
23	J8	679	GLU	Mainchain
23	J8	681	GLU	Mainchain
23	J8	682	ALA	Mainchain
23	J8	683	ILE	Mainchain
23	J8	684	ASP	Mainchain
23	J8	724	GLY	Mainchain
23	J8	726	GLY	Mainchain
23	J8	733	ALA	Mainchain
23	J8	735	LYS	Mainchain
9	K	1047	SER	Mainchain
9	K	1048	GLN	Mainchain
9	K	1049	ASP	Mainchain,Peptide
9	K	1051	GLU	Mainchain
9	K	1052	SER	Mainchain
9	K	1053	MET	Mainchain,Peptide

*Continued on next page...*

*Continued from previous page...*

Mol	Chain	Res	Type	Group
9	K	1054	THR	Mainchain,Peptide
9	K	1056	VAL	Mainchain
9	K	1057	GLU	Mainchain,Peptide
9	K	1058	GLU	Mainchain
9	K	1059	ARG	Mainchain
9	K	1060	THR	Mainchain
9	K	1062	PRO	Mainchain
9	K	1063	GLU	Mainchain
9	K	1064	PRO	Mainchain
9	K	1065	GLU	Mainchain
9	K	1066	ASP	Mainchain
9	K	1067	VAL	Mainchain
9	K	1068	GLN	Mainchain
9	K	1069	PRO	Mainchain
9	K	1088	ASP	Mainchain
9	K	1089	LYS	Mainchain
9	K	1091	ALA	Mainchain
9	K	1117	LEU	Mainchain
9	K	1119	ASN	Mainchain
9	K	1120	GLY	Mainchain
9	K	1126	LEU	Mainchain
9	K	1139	ILE	Mainchain
9	K	1190	GLU	Mainchain
9	K	1218	ARG	Mainchain
9	K	1220	ASN	Mainchain
9	K	1222	PHE	Mainchain
9	K	1234	ARG	Mainchain
9	K	1235	GLU	Mainchain
9	K	1237	PRO	Mainchain
9	K	1238	GLU	Mainchain
9	K	1239	ASP	Mainchain
9	K	1241	THR	Mainchain
9	K	1242	SER	Mainchain
9	K	1271	GLU	Mainchain
9	K	1273	GLU	Mainchain
9	K	1274	GLY	Mainchain
9	K	1277	ALA	Mainchain
9	K	1278	GLU	Mainchain,Peptide
9	K	1279	GLU	Mainchain
9	K	1280	PHE	Mainchain
9	K	1281	SER	Mainchain
9	K	1282	SER	Mainchain

*Continued on next page...*



*Continued from previous page...*

Mol	Chain	Res	Type	Group
9	K	577	GLN	Mainchain
9	K	638	TRP	Mainchain
9	K	639	THR	Mainchain
9	K	640	THR	Mainchain
9	K	641	THR	Mainchain
9	K	643	GLY	Mainchain
9	K	644	ALA	Mainchain
9	K	718	PHE	Mainchain
9	K	721	PRO	Mainchain
9	K	722	GLN	Mainchain,Peptide
9	K	725	SER	Mainchain,Peptide
9	K	726	GLU	Mainchain
9	K	727	ASP	Mainchain
9	K	728	GLN	Mainchain
9	K	729	VAL	Mainchain
9	K	730	SER	Mainchain
9	K	731	CYS	Mainchain
9	K	857	ASP	Mainchain
9	K	889	ARG	Mainchain
9	K	890	GLU	Mainchain
9	K	891	GLU	Mainchain
9	K	893	ASN	Mainchain
9	K	926	ILE	Mainchain
9	K	927	ARG	Mainchain
9	K	928	GLU	Mainchain
9	K	929	ARG	Mainchain
9	K	930	THR	Mainchain
9	K	965	LEU	Mainchain
9	K	978	GLY	Mainchain
9	K16	1054	THR	Peptide
9	K16	1058	GLU	Peptide
9	K16	1212	ARG	Sidechain
9	K16	643	GLY	Peptide
9	K16	723	ALA	Peptide
9	K16	724	GLY	Peptide
9	K8	1047	SER	Mainchain
9	K8	1048	GLN	Mainchain
9	K8	1049	ASP	Mainchain,Peptide
9	K8	1051	GLU	Mainchain
9	K8	1052	SER	Mainchain
9	K8	1053	MET	Mainchain,Peptide
9	K8	1054	THR	Mainchain,Peptide

*Continued on next page...*

*Continued from previous page...*

Mol	Chain	Res	Type	Group
9	K8	1056	VAL	Mainchain
9	K8	1057	GLU	Mainchain,Peptide
9	K8	1058	GLU	Mainchain
9	K8	1059	ARG	Mainchain
9	K8	1060	THR	Mainchain
9	K8	1062	PRO	Mainchain
9	K8	1063	GLU	Mainchain
9	K8	1064	PRO	Mainchain
9	K8	1065	GLU	Mainchain
9	K8	1066	ASP	Mainchain
9	K8	1067	VAL	Mainchain
9	K8	1068	GLN	Mainchain
9	K8	1069	PRO	Mainchain
9	K8	1088	ASP	Mainchain
9	K8	1089	LYS	Mainchain
9	K8	1091	ALA	Mainchain
9	K8	1117	LEU	Mainchain
9	K8	1119	ASN	Mainchain
9	K8	1120	GLY	Mainchain
9	K8	1126	LEU	Mainchain
9	K8	1139	ILE	Mainchain
9	K8	1190	GLU	Mainchain
9	K8	1218	ARG	Mainchain
9	K8	1220	ASN	Mainchain
9	K8	1222	PHE	Mainchain
9	K8	1234	ARG	Mainchain
9	K8	1235	GLU	Mainchain
9	K8	1237	PRO	Mainchain
9	K8	1238	GLU	Mainchain
9	K8	1239	ASP	Mainchain
9	K8	1241	THR	Mainchain
9	K8	1242	SER	Mainchain
9	K8	1271	GLU	Mainchain
9	K8	1273	GLU	Mainchain
9	K8	1274	GLY	Mainchain
9	K8	1277	ALA	Mainchain
9	K8	1278	GLU	Mainchain,Peptide
9	K8	1279	GLU	Mainchain
9	K8	1280	PHE	Mainchain
9	K8	1281	SER	Mainchain
9	K8	1282	SER	Mainchain
9	K8	577	GLN	Mainchain

*Continued on next page...*

*Continued from previous page...*

Mol	Chain	Res	Type	Group
9	K8	638	TRP	Mainchain
9	K8	639	THR	Mainchain
9	K8	640	THR	Mainchain
9	K8	641	THR	Mainchain
9	K8	643	GLY	Mainchain
9	K8	644	ALA	Mainchain
9	K8	718	PHE	Mainchain
9	K8	721	PRO	Mainchain
9	K8	722	GLN	Mainchain,Peptide
9	K8	725	SER	Mainchain,Peptide
9	K8	726	GLU	Mainchain
9	K8	727	ASP	Mainchain
9	K8	728	GLN	Mainchain
9	K8	729	VAL	Mainchain
9	K8	730	SER	Mainchain
9	K8	731	CYS	Mainchain
9	K8	857	ASP	Mainchain
9	K8	889	ARG	Mainchain
9	K8	890	GLU	Mainchain
9	K8	891	GLU	Mainchain
9	K8	893	ASN	Mainchain
9	K8	926	ILE	Mainchain
9	K8	927	ARG	Mainchain
9	K8	928	GLU	Mainchain
9	K8	929	ARG	Mainchain
9	K8	930	THR	Mainchain
9	K8	965	LEU	Mainchain
9	K8	978	GLY	Mainchain
8	L	1085	ARG	Sidechain
8	L	269	TYR	Sidechain
8	L	477	GLY	Peptide
8	L16	1085	ARG	Sidechain
8	L16	269	TYR	Sidechain
8	L16	477	GLY	Peptide
8	L8	1085	ARG	Sidechain
8	L8	269	TYR	Sidechain
8	L8	477	GLY	Peptide
2	M	156	GLY	Mainchain
2	M	206	SER	Mainchain
2	M	208	SER	Mainchain
2	M	326	GLN	Mainchain
2	M	327	SER	Mainchain

*Continued on next page...*

*Continued from previous page...*

Mol	Chain	Res	Type	Group
2	M	332	MET	Mainchain
2	M	336	SER	Mainchain
2	M	337	ASP	Mainchain
2	M	338	ASN	Mainchain
2	M	339	GLU	Mainchain,Peptide
2	M	340	GLU	Mainchain
2	M	341	ASP	Mainchain
2	M	342	VAL	Mainchain
2	M	343	MET	Mainchain
2	M	344	GLN	Mainchain
2	M	345	ASP	Mainchain
2	M	346	VAL	Mainchain
2	M	347	LYS	Mainchain
2	M	348	GLU	Mainchain
2	M	349	ASP	Mainchain
2	M	350	SER	Mainchain
2	M	351	ALA	Mainchain
2	M	352	LYS	Mainchain
2	M	353	ILE	Mainchain
2	M	386	ASN	Mainchain
2	M	389	SER	Mainchain
2	M	526	ASP	Mainchain
2	M	755	THR	Mainchain
2	M	756	MET	Mainchain
2	M	758	GLU	Mainchain
2	M	759	LEU	Mainchain
2	M	761	PRO	Mainchain
2	M16	156	GLY	Mainchain
2	M16	206	SER	Mainchain
2	M16	208	SER	Mainchain
2	M16	326	GLN	Mainchain
2	M16	327	SER	Mainchain
2	M16	332	MET	Mainchain
2	M16	336	SER	Mainchain
2	M16	337	ASP	Mainchain
2	M16	338	ASN	Mainchain
2	M16	339	GLU	Mainchain,Peptide
2	M16	340	GLU	Mainchain
2	M16	341	ASP	Mainchain
2	M16	342	VAL	Mainchain
2	M16	343	MET	Mainchain
2	M16	344	GLN	Mainchain

*Continued on next page...*

*Continued from previous page...*

Mol	Chain	Res	Type	Group
2	M16	345	ASP	Mainchain
2	M16	346	VAL	Mainchain
2	M16	347	LYS	Mainchain
2	M16	348	GLU	Mainchain
2	M16	349	ASP	Mainchain
2	M16	350	SER	Mainchain
2	M16	351	ALA	Mainchain
2	M16	352	LYS	Mainchain
2	M16	353	ILE	Mainchain
2	M16	354	ASP	Mainchain
2	M16	386	ASN	Mainchain
2	M16	389	SER	Mainchain
2	M16	526	ASP	Mainchain
2	M16	755	THR	Mainchain
2	M16	756	MET	Mainchain
2	M16	758	GLU	Mainchain
2	M16	759	LEU	Mainchain
2	M16	761	PRO	Mainchain
2	M8	156	GLY	Mainchain
2	M8	206	SER	Mainchain
2	M8	208	SER	Mainchain
2	M8	326	GLN	Mainchain
2	M8	327	SER	Mainchain
2	M8	332	MET	Mainchain
2	M8	336	SER	Mainchain
2	M8	337	ASP	Mainchain
2	M8	338	ASN	Mainchain
2	M8	339	GLU	Mainchain,Peptide
2	M8	340	GLU	Mainchain
2	M8	341	ASP	Mainchain
2	M8	342	VAL	Mainchain
2	M8	343	MET	Mainchain
2	M8	344	GLN	Mainchain
2	M8	345	ASP	Mainchain
2	M8	346	VAL	Mainchain
2	M8	347	LYS	Mainchain
2	M8	348	GLU	Mainchain
2	M8	349	ASP	Mainchain
2	M8	350	SER	Mainchain
2	M8	351	ALA	Mainchain
2	M8	352	LYS	Mainchain
2	M8	353	ILE	Mainchain

*Continued on next page...*

*Continued from previous page...*

Mol	Chain	Res	Type	Group
2	M8	386	ASN	Mainchain
2	M8	389	SER	Mainchain
2	M8	526	ASP	Mainchain
2	M8	755	THR	Mainchain
2	M8	756	MET	Mainchain
2	M8	758	GLU	Mainchain
2	M8	759	LEU	Mainchain
2	M8	761	PRO	Mainchain
3	N	1	MET	Mainchain
3	N	164	PRO	Mainchain
3	N	166	ALA	Mainchain
3	N	167	LEU	Mainchain
3	N	168	VAL	Mainchain
3	N	169	SER	Mainchain
3	N	170	SER	Mainchain
3	N	171	GLY	Mainchain,Peptide
3	N	2	PRO	Mainchain
3	N	220	PRO	Mainchain
3	N	259	MET	Mainchain
3	N	3	GLY	Mainchain
3	N	45	GLY	Mainchain
3	N16	1	MET	Mainchain
3	N16	164	PRO	Mainchain
3	N16	166	ALA	Mainchain
3	N16	167	LEU	Mainchain
3	N16	168	VAL	Mainchain
3	N16	169	SER	Mainchain
3	N16	170	SER	Mainchain
3	N16	171	GLY	Mainchain,Peptide
3	N16	2	PRO	Mainchain
3	N16	220	PRO	Mainchain
3	N16	259	MET	Mainchain
3	N16	3	GLY	Mainchain
3	N16	45	GLY	Mainchain
3	N8	1	MET	Mainchain
3	N8	164	PRO	Mainchain
3	N8	166	ALA	Mainchain
3	N8	167	LEU	Mainchain
3	N8	168	VAL	Mainchain
3	N8	169	SER	Mainchain
3	N8	170	SER	Mainchain
3	N8	171	GLY	Mainchain,Peptide

*Continued on next page...*

*Continued from previous page...*

Mol	Chain	Res	Type	Group
3	N8	2	PRO	Mainchain
3	N8	220	PRO	Mainchain
3	N8	259	MET	Mainchain
3	N8	3	GLY	Mainchain
3	N8	45	GLY	Mainchain
6	O	158	ASP	Mainchain
6	O	161	SER	Mainchain
6	O	162	THR	Mainchain
6	O	163	LEU	Mainchain
6	O	178	MET	Mainchain
6	O	179	LYS	Mainchain
6	O	180	GLY	Mainchain
6	O	277	SER	Mainchain
6	O	93	HIS	Mainchain
6	O16	158	ASP	Mainchain
6	O16	161	SER	Mainchain
6	O16	162	THR	Mainchain
6	O16	163	LEU	Mainchain
6	O16	178	MET	Mainchain
6	O16	179	LYS	Mainchain
6	O16	180	GLY	Mainchain
6	O16	277	SER	Mainchain
6	O16	93	HIS	Mainchain
6	O8	158	ASP	Mainchain
6	O8	161	SER	Mainchain
6	O8	162	THR	Mainchain
6	O8	163	LEU	Mainchain
6	O8	178	MET	Mainchain
6	O8	179	LYS	Mainchain
6	O8	180	GLY	Mainchain
6	O8	277	SER	Mainchain
6	O8	93	HIS	Mainchain
5	P	1	MET	Mainchain
5	P	10	GLY	Mainchain
5	P	11	GLY	Mainchain
5	P	12	GLU	Mainchain
5	P	13	LEU	Mainchain
5	P	142	SER	Mainchain
5	P	143	ASN	Mainchain
5	P	145	ILE	Mainchain
5	P	146	SER	Mainchain
5	P	147	LEU	Mainchain

*Continued on next page...*

*Continued from previous page...*

Mol	Chain	Res	Type	Group
5	P	148	PRO	Mainchain
5	P	16	PHE	Mainchain
5	P	161	ASN	Mainchain
5	P	17	SER	Mainchain
5	P	19	LYS	Mainchain
5	P	2	PRO	Mainchain
5	P	20	GLU	Mainchain
5	P	21	LYS	Mainchain
5	P	3	GLY	Mainchain
5	P	392	PRO	Mainchain
5	P	394	ASN	Mainchain
5	P	4	MET	Mainchain
5	P	5	SER	Mainchain
5	P	59	LEU	Mainchain
5	P	592	SER	Mainchain
5	P	595	SER	Mainchain
5	P	596	GLY	Mainchain
5	P	6	SER	Mainchain
5	P	685	PRO	Mainchain
5	P	7	GLU	Mainchain
5	P	76	LEU	Mainchain
5	P	8	SER	Mainchain
5	P	9	GLY	Mainchain
5	P16	1	MET	Mainchain
5	P16	10	GLY	Mainchain
5	P16	11	GLY	Mainchain
5	P16	12	GLU	Mainchain
5	P16	13	LEU	Mainchain
5	P16	142	SER	Mainchain
5	P16	143	ASN	Mainchain
5	P16	145	ILE	Mainchain
5	P16	146	SER	Mainchain
5	P16	147	LEU	Mainchain
5	P16	148	PRO	Mainchain
5	P16	16	PHE	Mainchain
5	P16	161	ASN	Mainchain
5	P16	17	SER	Mainchain
5	P16	19	LYS	Mainchain
5	P16	2	PRO	Mainchain
5	P16	20	GLU	Mainchain
5	P16	21	LYS	Mainchain
5	P16	3	GLY	Mainchain

*Continued on next page...*



*Continued from previous page...*

Mol	Chain	Res	Type	Group
5	P16	392	PRO	Mainchain
5	P16	394	ASN	Mainchain
5	P16	4	MET	Mainchain
5	P16	5	SER	Mainchain
5	P16	59	LEU	Mainchain
5	P16	592	SER	Mainchain
5	P16	595	SER	Mainchain
5	P16	596	GLY	Mainchain
5	P16	6	SER	Mainchain
5	P16	685	PRO	Mainchain
5	P16	7	GLU	Mainchain
5	P16	76	LEU	Mainchain
5	P16	8	SER	Mainchain
5	P16	9	GLY	Mainchain
5	P8	1	MET	Mainchain
5	P8	10	GLY	Mainchain
5	P8	11	GLY	Mainchain
5	P8	12	GLU	Mainchain
5	P8	13	LEU	Mainchain
5	P8	142	SER	Mainchain
5	P8	143	ASN	Mainchain
5	P8	145	ILE	Mainchain
5	P8	146	SER	Mainchain
5	P8	147	LEU	Mainchain
5	P8	148	PRO	Mainchain
5	P8	16	PHE	Mainchain
5	P8	161	ASN	Mainchain
5	P8	17	SER	Mainchain
5	P8	19	LYS	Mainchain
5	P8	2	PRO	Mainchain
5	P8	20	GLU	Mainchain
5	P8	21	LYS	Mainchain
5	P8	3	GLY	Mainchain
5	P8	392	PRO	Mainchain
5	P8	394	ASN	Mainchain
5	P8	4	MET	Mainchain
5	P8	5	SER	Mainchain
5	P8	59	LEU	Mainchain
5	P8	592	SER	Mainchain
5	P8	595	SER	Mainchain
5	P8	596	GLY	Mainchain
5	P8	6	SER	Mainchain

*Continued on next page...*

*Continued from previous page...*

Mol	Chain	Res	Type	Group
5	P8	685	PRO	Mainchain
5	P8	7	GLU	Mainchain
5	P8	76	LEU	Mainchain
5	P8	8	SER	Mainchain
5	P8	9	GLY	Mainchain
7	Q	144	GLU	Mainchain
7	Q	218	LYS	Mainchain
7	Q	222	PHE	Mainchain
7	Q	271	ALA	Mainchain
7	Q	272	SER	Mainchain
7	Q	275	ILE	Mainchain
7	Q	276	ASN	Mainchain
7	Q	294	LYS	Mainchain
7	Q	295	SER	Mainchain
7	Q	297	VAL	Mainchain
7	Q	298	SER	Mainchain
7	Q	300	SER	Mainchain
7	Q	88	ASN	Mainchain
7	Q	89	GLY	Mainchain
7	Q	90	GLY	Mainchain
7	Q	92	GLY	Mainchain
7	Q	94	SER	Mainchain
7	Q16	144	GLU	Mainchain
7	Q16	218	LYS	Mainchain
7	Q16	222	PHE	Mainchain
7	Q16	271	ALA	Mainchain
7	Q16	272	SER	Mainchain
7	Q16	275	ILE	Mainchain
7	Q16	276	ASN	Mainchain
7	Q16	294	LYS	Mainchain
7	Q16	295	SER	Mainchain
7	Q16	297	VAL	Mainchain
7	Q16	298	SER	Mainchain
7	Q16	300	SER	Mainchain
7	Q16	88	ASN	Mainchain
7	Q16	89	GLY	Mainchain
7	Q16	90	GLY	Mainchain
7	Q16	92	GLY	Mainchain
7	Q16	94	SER	Mainchain
7	Q8	144	GLU	Mainchain
7	Q8	218	LYS	Mainchain
7	Q8	222	PHE	Mainchain

*Continued on next page...*

*Continued from previous page...*

Mol	Chain	Res	Type	Group
7	Q8	271	ALA	Mainchain
7	Q8	272	SER	Mainchain
7	Q8	275	ILE	Mainchain
7	Q8	276	ASN	Mainchain
7	Q8	294	LYS	Mainchain
7	Q8	295	SER	Mainchain
7	Q8	297	VAL	Mainchain
7	Q8	298	SER	Mainchain
7	Q8	300	SER	Mainchain
7	Q8	88	ASN	Mainchain
7	Q8	89	GLY	Mainchain
7	Q8	90	GLY	Mainchain
7	Q8	92	GLY	Mainchain
7	Q8	94	SER	Mainchain
1	R	1143	ALA	Mainchain
1	R	1144	CYS	Mainchain
1	R	1146	ASP	Mainchain
1	R	1182	PRO	Mainchain
1	R	1183	GLU	Mainchain
1	R	1184	GLU	Mainchain
1	R	1185	THR	Mainchain
1	R	1186	THR	Mainchain
1	R	1187	ARG	Mainchain
1	R	1188	TYR	Mainchain
1	R	1189	PRO	Mainchain
1	R	1190	VAL	Mainchain
1	R	1191	LYS	Mainchain
1	R	1192	LYS	Mainchain
1	R	1193	ALA	Mainchain
1	R	1194	ARG	Mainchain
1	R	1195	ARG	Mainchain,Peptide
1	R	1197	GLU	Mainchain
1	R	1200	GLN	Mainchain
1	R	1201	LEU	Mainchain
1	R	1202	ARG	Mainchain,Peptide
1	R	1203	SER	Mainchain,Peptide
1	R	1204	ASN	Mainchain
1	R	1205	ASP	Mainchain
1	R	1206	GLN	Mainchain
1	R	1207	PRO	Mainchain
1	R	1208	LYS	Mainchain
1	R	1209	GLY	Mainchain

*Continued on next page...*

*Continued from previous page...*

Mol	Chain	Res	Type	Group
1	R	1210	GLU	Mainchain
1	R	1211	LYS	Mainchain
1	R	1293	CYS	Mainchain
1	R	1325	GLN	Mainchain
1	R	1381	GLU	Mainchain
1	R	436	ARG	Sidechain
1	R	47	ASP	Peptide
1	R	480	PHE	Sidechain
1	R	501	ARG	Sidechain
1	R	596	ARG	Sidechain
1	R	605	TYR	Peptide
1	R	801	PHE	Sidechain
1	R	900	ARG	Sidechain
1	R	910	ARG	Sidechain
1	R16	1143	ALA	Mainchain
1	R16	1144	CYS	Mainchain
1	R16	1146	ASP	Mainchain
1	R16	1182	PRO	Mainchain
1	R16	1183	GLU	Mainchain
1	R16	1184	GLU	Mainchain
1	R16	1185	THR	Mainchain
1	R16	1186	THR	Mainchain
1	R16	1187	ARG	Mainchain
1	R16	1188	TYR	Mainchain
1	R16	1189	PRO	Mainchain
1	R16	1190	VAL	Mainchain
1	R16	1191	LYS	Mainchain
1	R16	1192	LYS	Mainchain
1	R16	1193	ALA	Mainchain
1	R16	1194	ARG	Mainchain
1	R16	1195	ARG	Mainchain,Peptide
1	R16	1197	GLU	Mainchain
1	R16	1200	GLN	Mainchain
1	R16	1201	LEU	Mainchain
1	R16	1202	ARG	Mainchain,Peptide
1	R16	1203	SER	Mainchain,Peptide
1	R16	1204	ASN	Mainchain
1	R16	1205	ASP	Mainchain
1	R16	1206	GLN	Mainchain
1	R16	1207	PRO	Mainchain
1	R16	1208	LYS	Mainchain
1	R16	1209	GLY	Mainchain

*Continued on next page...*

*Continued from previous page...*

Mol	Chain	Res	Type	Group
1	R16	1210	GLU	Mainchain
1	R16	1211	LYS	Mainchain
1	R16	1293	CYS	Mainchain
1	R16	1325	GLN	Mainchain
1	R16	1381	GLU	Mainchain
1	R16	436	ARG	Sidechain
1	R16	47	ASP	Peptide
1	R16	480	PHE	Sidechain
1	R16	501	ARG	Sidechain
1	R16	596	ARG	Sidechain
1	R16	605	TYR	Peptide
1	R16	801	PHE	Sidechain
1	R16	900	ARG	Sidechain
1	R16	910	ARG	Sidechain
1	R8	1143	ALA	Mainchain
1	R8	1144	CYS	Mainchain
1	R8	1146	ASP	Mainchain
1	R8	1182	PRO	Mainchain
1	R8	1183	GLU	Mainchain
1	R8	1184	GLU	Mainchain
1	R8	1185	THR	Mainchain
1	R8	1186	THR	Mainchain
1	R8	1187	ARG	Mainchain
1	R8	1188	TYR	Mainchain
1	R8	1189	PRO	Mainchain
1	R8	1190	VAL	Mainchain
1	R8	1191	LYS	Mainchain
1	R8	1192	LYS	Mainchain
1	R8	1193	ALA	Mainchain
1	R8	1194	ARG	Mainchain
1	R8	1195	ARG	Mainchain,Peptide
1	R8	1197	GLU	Mainchain
1	R8	1200	GLN	Mainchain
1	R8	1201	LEU	Mainchain
1	R8	1202	ARG	Mainchain,Peptide
1	R8	1203	SER	Mainchain,Peptide
1	R8	1204	ASN	Mainchain
1	R8	1205	ASP	Mainchain
1	R8	1206	GLN	Mainchain
1	R8	1207	PRO	Mainchain
1	R8	1208	LYS	Mainchain
1	R8	1209	GLY	Mainchain

*Continued on next page...*

*Continued from previous page...*

Mol	Chain	Res	Type	Group
1	R8	1210	GLU	Mainchain
1	R8	1211	LYS	Mainchain
1	R8	1293	CYS	Mainchain
1	R8	1325	GLN	Mainchain
1	R8	1381	GLU	Mainchain
1	R8	436	ARG	Sidechain
1	R8	47	ASP	Peptide
1	R8	480	PHE	Sidechain
1	R8	501	ARG	Sidechain
1	R8	596	ARG	Sidechain
1	R8	605	TYR	Peptide
1	R8	801	PHE	Sidechain
1	R8	900	ARG	Sidechain
1	R8	910	ARG	Sidechain
4	T	1	MET	Peptide
4	T	361	ARG	Sidechain
4	T	371	TYR	Sidechain
4	T	386	HIS	Sidechain
4	T	510	ARG	Sidechain
4	T	524	ARG	Sidechain
4	T	547	LEU	Peptide
4	T16	1	MET	Peptide
4	T16	361	ARG	Sidechain
4	T16	371	TYR	Sidechain
4	T16	386	HIS	Sidechain
4	T16	510	ARG	Sidechain
4	T16	524	ARG	Sidechain
4	T16	547	LEU	Peptide
4	T8	1	MET	Peptide
4	T8	361	ARG	Sidechain
4	T8	371	TYR	Sidechain
4	T8	386	HIS	Sidechain
4	T8	510	ARG	Sidechain
4	T8	524	ARG	Sidechain
4	T8	547	LEU	Peptide
13	V	820	ASP	Mainchain
13	V	831	LYS	Mainchain
13	V	833	ASN	Mainchain
13	V	872	ASP	Mainchain
13	V	873	GLY	Mainchain,Peptide
13	V	875	HIS	Mainchain
13	V	876	PRO	Mainchain

*Continued on next page...*

*Continued from previous page...*

Mol	Chain	Res	Type	Group
13	V	877	VAL	Mainchain
13	V	878	ALA	Mainchain
13	V	879	ARG	Mainchain
13	V	880	ARG	Mainchain,Peptide
13	V	881	GLY	Mainchain,Peptide
13	V	882	VAL	Mainchain
13	V	883	PRO	Mainchain
13	V	884	ASN	Mainchain
13	V	885	ARG	Mainchain,Peptide
13	V	886	SER	Mainchain
13	V	887	ALA	Mainchain
13	V	888	PRO	Mainchain
13	V	889	SER	Mainchain
14	W	212	ARG	Sidechain
14	W	338	GLY	Peptide
14	W	339	ASP	Peptide
14	W	592	ALA	Mainchain
14	W	597	ARG	Mainchain
14	W	598	ILE	Mainchain
14	W	600	PRO	Mainchain
14	W	602	ALA	Mainchain
14	W	603	LEU	Mainchain
14	W	70	ARG	Sidechain
14	W	701	LEU	Mainchain
14	W	702	PRO	Mainchain
14	W	703	GLY	Mainchain
14	W	704	THR	Mainchain
14	W	705	HIS	Mainchain
14	W	752	GLY	Mainchain
14	W	757	ALA	Mainchain
14	W	758	SER	Mainchain
14	W	764	SER	Peptide
14	W	765	LYS	Mainchain
14	W	766	LYS	Mainchain
14	W	768	LEU	Mainchain

## 5.2 Too-close contacts ⓘ

In the following table, the Non-H and H(model) columns list the number of non-hydrogen atoms and hydrogen atoms in the chain respectively. The H(added) column lists the number of hydrogen atoms added and optimized by MolProbity. The Clashes column lists the number of clashes within the asymmetric unit, whereas Symm-Clashes lists symmetry-related clashes.

Mol	Chain	Non-H	H(model)	H(added)	Clashes	Symm-Clashes
1	R	11593	0	11503	425	0
1	R16	11593	0	11502	207	0
1	R8	11593	0	11503	298	0
2	M	5598	0	5453	470	0
2	M16	5598	0	5451	523	0
2	M8	5598	0	5449	487	0
3	N	2302	0	2202	186	0
3	N16	2302	0	2202	192	0
3	N8	2302	0	2202	185	0
4	T	5498	0	5401	66	0
4	T16	5498	0	5401	68	0
4	T8	5498	0	5401	68	0
5	P	5620	0	5646	488	0
5	P16	5620	0	5647	375	0
5	P8	5620	0	5647	389	0
6	O	2336	0	2241	218	0
6	O16	2336	0	2243	164	0
6	O8	2336	0	2243	181	0
7	Q	2770	0	2651	175	0
7	Q16	2770	0	2651	163	0
7	Q8	2770	0	2651	167	0
8	L	7770	0	7584	103	0
8	L16	7770	0	7579	207	0
8	L8	7770	0	7583	161	0
9	K	5695	0	5537	500	0
9	K16	5696	0	5544	128	0
9	K8	5695	0	5537	493	0
10	C	14402	0	14575	1157	0
10	C16	14529	0	14695	1187	0
10	C24	14529	0	14696	1208	0
10	C32	14529	0	14697	1031	0
10	C8	14177	0	14346	1063	0
11	A16	6472	0	6473	547	0
11	A24	6472	0	6474	496	0
11	A32	6472	0	6472	530	0
11	A40	6472	0	6474	503	0
12	A	5726	0	5723	313	0
12	A48	5752	0	5745	317	0
13	V	1590	0	1576	201	0
14	W	6141	0	6109	391	0
15	J	1504	0	1487	188	0
16	A8	523	0	517	33	0
17	F	213	0	187	41	0

*Continued on next page...*



*Continued from previous page...*

Mol	Chain	Non-H	H(model)	H(added)	Clashes	Symm-Clashes
17	F16	213	0	187	40	0
17	F24	213	0	187	39	0
17	F8	213	0	187	40	0
18	B	15417	0	15672	1142	0
18	B8	15417	0	15674	1132	0
19	4	3413	0	3328	200	0
19	48	3413	0	3328	214	0
20	E	4057	0	4120	256	0
20	E8	4057	0	4120	272	0
21	H	2023	0	2068	226	0
21	H16	2023	0	2066	194	0
21	H24	2023	0	2066	231	0
21	H8	2023	0	2066	189	0
22	I	1939	0	1924	202	0
22	I16	1939	0	1924	206	0
22	I24	1939	0	1924	200	0
22	I8	1939	0	1923	189	0
23	J16	1601	0	1575	175	0
23	J24	1601	0	1575	203	0
23	J32	1601	0	1575	201	0
23	J8	1601	0	1575	173	0
24	D	11141	0	11068	316	0
24	D16	11141	0	11074	343	0
24	D24	11141	0	11072	147	0
24	D32	11141	0	11074	263	0
24	D40	11141	0	11072	230	0
24	D8	11141	0	11075	152	0
All	All	402561	0	400399	18966	0

The all-atom clashscore is defined as the number of clashes found per 1000 atoms (including hydrogen atoms). The all-atom clashscore for this structure is 24.

All (18966) close contacts within the same asymmetric unit are listed below, sorted by their clash magnitude.

Atom-1	Atom-2	Interatomic distance (Å)	Clash overlap (Å)
18:B8:1210:CYS:SG	18:B8:1234:MET:HE1	1.23	1.74
2:M:847:PHE:HB2	4:T:656:TRP:CZ3	1.17	1.70
9:K8:1085:TYR:CE1	9:K8:1093:SER:HB2	1.24	1.68
10:C:345:MET:HE1	10:C:401:ILE:CD1	1.19	1.67
18:B:1210:CYS:SG	18:B:1234:MET:HE1	1.23	1.67
20:E:353:ILE:HD13	20:E:413:PHE:CD2	1.26	1.67

*Continued on next page...*

*Continued from previous page...*

Atom-1	Atom-2	Interatomic distance (Å)	Clash overlap (Å)
11:A32:90:PHE:CG	18:B8:1788:ILE:HG21	1.25	1.65
11:A32:90:PHE:CB	18:B8:1788:ILE:HD13	1.22	1.65
2:M:844:VAL:CG2	4:T:660:LEU:HD21	1.21	1.64
10:C32:345:MET:HE1	10:C32:401:ILE:CD1	1.19	1.64
20:E8:353:ILE:HD13	20:E8:413:PHE:CD2	1.26	1.64
10:C16:1285:VAL:CG2	10:C16:1738:MET:HE2	1.16	1.64
11:A32:212:LYS:CE	11:A32:585:MET:HE1	1.19	1.63
10:C8:453:LEU:HD22	10:C8:459:LEU:CD2	1.28	1.63
11:A40:212:LYS:CE	11:A40:585:MET:HE1	1.19	1.62
2:M8:847:PHE:HB2	4:T8:656:TRP:CZ3	1.17	1.61
5:P8:614:VAL:HB	5:P8:629:ARG:CZ	1.20	1.61
10:C24:1285:VAL:CG2	10:C24:1738:MET:HE2	1.16	1.61
10:C32:453:LEU:HD22	10:C32:459:LEU:CD2	1.28	1.61
11:A16:212:LYS:CE	11:A16:585:MET:HE1	1.19	1.61
2:M16:847:PHE:HB2	4:T16:656:TRP:CZ3	1.17	1.61
10:C24:1285:VAL:HG21	10:C24:1738:MET:CE	1.28	1.60
11:A16:90:PHE:CG	18:B:1788:ILE:HG21	1.24	1.60
9:K:1085:TYR:CE1	9:K:1093:SER:HB2	1.24	1.60
10:C16:390:HIS:CD2	10:C16:452:LEU:HB3	1.34	1.60
10:C16:1548:ILE:CD1	24:D8:1407:PHE:CZ	1.81	1.60
11:A32:90:PHE:HB2	18:B8:1788:ILE:CD1	1.24	1.60
1:R8:1265:PHE:CE2	1:R8:1269:LEU:HD11	1.37	1.60
10:C:453:LEU:HD22	10:C:459:LEU:CD2	1.28	1.60
10:C32:1348:LEU:CD1	10:C32:1359:ILE:HD11	1.15	1.59
2:M8:669:ALA:CB	2:M8:684:GLN:CG	1.77	1.59
10:C24:453:LEU:HD22	10:C24:459:LEU:CD2	1.28	1.59
8:L:601:HIS:CE1	8:L:631:LEU:HD22	1.33	1.59
20:E:353:ILE:CD1	20:E:413:PHE:CD2	1.85	1.59
10:C16:345:MET:HE1	10:C16:401:ILE:CD1	1.19	1.59
10:C24:1548:ILE:HD11	24:D24:1407:PHE:CZ	1.21	1.59
2:M16:540:TYR:CE1	2:M16:555:LEU:HD23	1.34	1.58
10:C24:390:HIS:HB3	10:C24:452:LEU:CG	1.31	1.58
10:C24:1548:ILE:HD11	24:D24:1407:PHE:CE2	1.32	1.58
13:V:902:MET:HE1	14:W:777:LEU:CD2	1.26	1.58
5:P:109:ILE:HG12	14:W:18:PRO:CG	1.29	1.58
10:C:345:MET:CE	10:C:401:ILE:HD11	1.34	1.58
10:C8:345:MET:HE1	10:C8:401:ILE:CD1	1.19	1.58
11:A24:468:VAL:HG22	24:D16:1103:LEU:CD1	1.19	1.58
10:C24:1348:LEU:CD1	10:C24:1359:ILE:HD11	1.15	1.58
24:D:409:LEU:HD13	24:D16:746:ALA:CA	1.22	1.58
24:D40:839:GLU:HB3	24:D40:971:HIS:CE1	1.39	1.58

*Continued on next page...*

*Continued from previous page...*

Atom-1	Atom-2	Interatomic distance (Å)	Clash overlap (Å)
12:A48:212:LYS:CE	12:A48:585:MET:HE1	1.19	1.58
10:C24:345:MET:HE1	10:C24:401:ILE:CD1	1.19	1.58
5:P16:101:LEU:CD2	5:P16:133:TYR:CZ	1.88	1.57
9:K:792:LEU:HD12	9:K:864:ILE:CD1	1.24	1.57
10:C:1348:LEU:CD1	10:C:1359:ILE:HD11	1.15	1.57
10:C32:1285:VAL:HG21	10:C32:1738:MET:CE	1.28	1.57
2:M16:540:TYR:CD1	2:M16:555:LEU:CD2	1.85	1.57
2:M16:844:VAL:CG2	4:T16:660:LEU:HD21	1.19	1.57
10:C:345:MET:CE	10:C:401:ILE:CD1	1.81	1.57
10:C:1285:VAL:HG21	10:C:1738:MET:CE	1.28	1.57
10:C8:1285:VAL:HG21	10:C8:1738:MET:CE	1.28	1.57
18:B8:1439:LYS:CE	24:D32:1257:ASN:HB3	1.31	1.57
8:L16:851:PRO:HG2	9:K16:1283:PRO:CB	1.21	1.57
10:C16:1285:VAL:HG21	10:C16:1738:MET:CE	1.28	1.57
11:A24:212:LYS:CE	11:A24:585:MET:HE1	1.19	1.56
10:C24:1453:ARG:HH22	24:D24:1150:GLY:CA	1.02	1.56
10:C:1285:VAL:CG2	10:C:1738:MET:HE2	1.16	1.56
18:B8:195:MET:HE2	18:B8:199:LEU:CD2	1.29	1.56
11:A32:90:PHE:CD1	18:B8:1788:ILE:HG21	1.39	1.56
18:B8:712:PRO:HG2	18:B8:759:MET:CE	1.33	1.56
8:L16:1071:LEU:HD11	9:K16:1284:MET:SD	1.43	1.55
10:C8:345:MET:CE	10:C8:401:ILE:HD11	1.34	1.55
10:C32:1285:VAL:CG2	10:C32:1738:MET:HE2	1.16	1.55
12:A:212:LYS:CE	12:A:585:MET:HE1	1.19	1.55
18:B:195:MET:HE2	18:B:199:LEU:CD2	1.29	1.55
2:M8:669:ALA:CB	2:M8:684:GLN:HG3	1.10	1.55
2:M8:844:VAL:CG2	4:T8:660:LEU:HD21	1.19	1.55
10:C8:1285:VAL:CG2	10:C8:1738:MET:HE2	1.16	1.55
10:C8:1348:LEU:CD1	10:C8:1359:ILE:HD11	1.15	1.55
10:C16:1348:LEU:CD1	10:C16:1359:ILE:HD11	1.15	1.55
8:L16:851:PRO:CG	9:K16:1283:PRO:HB3	1.11	1.55
10:C16:453:LEU:HD22	10:C16:459:LEU:CD2	1.28	1.55
19:4:250:ILE:CG2	20:E:165:ARG:HH22	1.20	1.55
20:E8:353:ILE:CD1	20:E8:413:PHE:CD2	1.85	1.55
10:C24:345:MET:CE	10:C24:401:ILE:CD1	1.81	1.54
10:C16:345:MET:CE	10:C16:401:ILE:HD11	1.34	1.54
18:B:712:PRO:HG2	18:B:759:MET:CE	1.33	1.54
10:C24:345:MET:CE	10:C24:401:ILE:HD11	1.34	1.53
1:R8:1059:ILE:CG2	24:D40:1435:ARG:NH2	1.72	1.53
5:P:322:CYS:SG	13:V:763:LYS:HE2	1.46	1.53
2:M:847:PHE:CB	4:T:656:TRP:CZ3	1.91	1.53

*Continued on next page...*

*Continued from previous page...*

Atom-1	Atom-2	Interatomic distance (Å)	Clash overlap (Å)
10:C16:345:MET:CE	10:C16:401:ILE:CD1	1.81	1.53
10:C32:453:LEU:CD2	10:C32:459:LEU:HD21	1.37	1.53
10:C16:1548:ILE:HD11	24:D8:1407:PHE:CE2	1.41	1.53
10:C:153:ALA:HB1	24:D:1403:LEU:CD1	1.38	1.53
19:48:250:ILE:CG2	20:E8:165:ARG:HH22	1.20	1.53
3:N8:162:THR:HG23	3:N8:168:VAL:CG2	1.36	1.52
10:C8:453:LEU:CD2	10:C8:459:LEU:HD21	1.37	1.52
10:C8:345:MET:CE	10:C8:401:ILE:CD1	1.81	1.52
11:A40:468:VAL:HG22	24:D32:1103:LEU:CD1	1.33	1.52
11:A16:91:GLU:CB	18:B:1112:LYS:NZ	1.70	1.52
2:M8:351:ALA:HB1	8:L8:219:ILE:CG2	1.38	1.51
3:N16:162:THR:HG23	3:N16:168:VAL:CG2	1.36	1.51
18:B:1575:GLN:HE21	24:D16:1403:LEU:CD2	1.20	1.51
3:N:162:THR:HG23	3:N:168:VAL:CG2	1.36	1.51
20:E8:340:GLY:C	20:E8:341:TYR:N	1.67	1.51
10:C32:643:LEU:HD11	10:C32:679:ARG:NH1	1.19	1.51
8:L8:976:LEU:CD2	9:K8:1004:ARG:HD3	1.37	1.51
11:A24:468:VAL:CG2	24:D16:1103:LEU:HD12	1.37	1.51
2:M8:847:PHE:CB	4:T8:656:TRP:CZ3	1.91	1.51
10:C16:407:LYS:HE3	10:C16:465:PHE:CZ	1.45	1.51
3:N8:162:THR:CG2	3:N8:168:VAL:HG23	1.41	1.50
2:M16:847:PHE:CB	4:T16:656:TRP:CZ3	1.91	1.50
11:A16:676:TYR:CZ	24:D16:1395:SER:HA	1.44	1.50
18:B8:786:ASP:CG	24:D32:1066:VAL:HG22	1.32	1.50
10:C24:453:LEU:CD2	10:C24:459:LEU:HD21	1.37	1.50
10:C24:407:LYS:HE3	10:C24:465:PHE:CZ	1.45	1.50
20:E:340:GLY:C	20:E:341:TYR:N	1.67	1.50
2:M8:730:GLU:HG2	8:L16:504:GLN:NE2	1.18	1.50
10:C:670:GLU:C	10:C:671:LYS:N	1.67	1.50
10:C32:345:MET:CE	10:C32:401:ILE:CD1	1.81	1.50
10:C32:407:LYS:HE3	10:C32:465:PHE:CZ	1.45	1.50
10:C:453:LEU:CD2	10:C:459:LEU:HD21	1.38	1.49
10:C8:670:GLU:C	10:C8:671:LYS:N	1.67	1.49
20:E8:434:TRP:NE1	24:D40:72:GLU:CB	1.71	1.49
2:M8:730:GLU:CG	8:L16:504:GLN:NE2	1.70	1.49
2:M16:231:ARG:NE	2:M16:299:GLY:HA2	1.22	1.49
10:C16:453:LEU:CD2	10:C16:459:LEU:HD21	1.37	1.49
10:C16:670:GLU:C	10:C16:671:LYS:N	1.67	1.49
11:A40:803:PRO:HB3	24:D24:1401:LEU:CD1	1.43	1.49
1:R8:1449:TRP:CZ3	2:M8:160:LEU:HD12	1.47	1.49
10:C32:670:GLU:C	10:C32:671:LYS:N	1.67	1.48

*Continued on next page...*

*Continued from previous page...*

Atom-1	Atom-2	Interatomic distance (Å)	Clash overlap (Å)
1:R:1428:VAL:HG21	6:O:165:LYS:CE	1.43	1.48
14:W:513:SER:C	14:W:607:ARG:HH12	1.18	1.48
21:H8:269:PHE:CD1	22:I8:205:ARG:NH1	1.81	1.48
21:H16:269:PHE:CD1	22:I16:205:ARG:NH1	1.81	1.48
10:C24:670:GLU:C	10:C24:671:LYS:N	1.67	1.48
14:W:711:ARG:NH1	10:C8:1609:ASP:HB2	1.28	1.48
14:W:584:CYS:SG	15:J:573:LYS:HE3	1.52	1.48
5:P:57:PRO:HB2	6:O:29:LEU:CD1	1.41	1.47
5:P8:57:PRO:HB2	6:O8:29:LEU:CD1	1.41	1.47
8:L8:976:LEU:CD2	9:K8:1004:ARG:CD	1.90	1.47
11:A40:326:TYR:CE1	17:F16:77:TYR:HB2	1.49	1.47
13:V:844:MET:CG	10:C8:1502:ARG:NH2	1.78	1.47
11:A16:326:TYR:CE1	17:F8:77:TYR:HB2	1.49	1.47
11:A32:90:PHE:CD1	18:B8:1788:ILE:CG2	1.95	1.47
11:A32:326:TYR:CE1	17:F24:77:TYR:HB2	1.49	1.47
2:M8:417:ARG:HB3	8:L8:298:PHE:CE2	1.47	1.47
11:A24:326:TYR:CE1	17:F:77:TYR:HB2	1.49	1.47
14:W:715:ASP:HA	10:C8:1568:ARG:NH1	1.20	1.47
1:R:1449:TRP:CZ3	2:M:160:LEU:HD12	1.47	1.47
1:R16:1269:LEU:HD13	5:P16:684:ARG:CG	1.42	1.47
7:Q8:124:PHE:HD1	7:Q8:125:TYR:CE2	1.32	1.47
7:Q16:124:PHE:HD1	7:Q16:125:TYR:CE2	1.32	1.47
9:K:1085:TYR:CE1	9:K:1093:SER:CB	1.98	1.47
1:R:1425:PRO:HA	6:O:165:LYS:NZ	1.17	1.46
5:P:152:ILE:HG21	14:W:762:GLN:NE2	1.28	1.46
7:Q:124:PHE:HD1	7:Q:125:TYR:CE2	1.32	1.46
10:C24:1453:ARG:NH2	24:D24:1150:GLY:HA3	1.21	1.46
2:M:847:PHE:HB2	4:T:656:TRP:CH2	1.49	1.46
5:P16:57:PRO:HB2	6:O16:29:LEU:CD1	1.41	1.46
14:W:515:CYS:HB3	14:W:604:PRO:CD	1.09	1.46
21:H8:231:HIS:HD2	23:J8:596:GLN:NE2	1.08	1.46
3:N:162:THR:CG2	3:N:168:VAL:HG23	1.41	1.45
20:E8:352:PHE:CE1	20:E8:451:ILE:HD13	1.48	1.45
6:O16:179:LYS:CD	6:O16:183:GLN:OE1	1.64	1.45
18:B:195:MET:CE	18:B:199:LEU:HD23	1.43	1.45
20:E:352:PHE:CE1	20:E:451:ILE:HD13	1.48	1.45
21:H16:312:GLN:HG2	21:H16:316:ILE:CD1	1.46	1.45
24:D:308:ASN:ND2	24:D16:753:ARG:HE	1.06	1.45
2:M8:417:ARG:CB	8:L8:298:PHE:HE2	1.28	1.45
9:K:792:LEU:CD1	9:K:864:ILE:CD1	1.95	1.45
1:R16:1449:TRP:CZ3	2:M16:160:LEU:HD12	1.47	1.45

*Continued on next page...*

*Continued from previous page...*

Atom-1	Atom-2	Interatomic distance (Å)	Clash overlap (Å)
2:M16:540:TYR:CE1	2:M16:555:LEU:CD2	1.93	1.45
10:C:153:ALA:CB	24:D:1403:LEU:HG	1.45	1.45
2:M16:847:PHE:HB2	4:T16:656:TRP:CH2	1.49	1.44
11:A16:90:PHE:HB3	18:B:1800:ARG:NH2	1.29	1.44
18:B:1575:GLN:NE2	24:D16:1403:LEU:HD23	1.32	1.44
18:B8:195:MET:CE	18:B8:199:LEU:HD23	1.43	1.44
21:H:269:PHE:CD1	22:I:205:ARG:NH1	1.81	1.44
6:O:179:LYS:CD	6:O:183:GLN:OE1	1.64	1.44
10:C16:1664:SER:CA	10:C24:1568:ARG:HH21	1.29	1.44
21:H24:269:PHE:CD1	22:I24:205:ARG:NH1	1.81	1.44
18:B:1529:GLU:OE2	24:D16:1415:LEU:CD1	1.65	1.44
2:M8:847:PHE:HB2	4:T8:656:TRP:CH2	1.49	1.43
9:K:916:LYS:HG2	9:K:919:MET:CE	1.46	1.43
11:A16:90:PHE:CE2	18:B:1788:ILE:HG23	1.50	1.43
3:N:162:THR:CG2	3:N:168:VAL:CG2	1.92	1.43
3:N16:162:THR:CG2	3:N16:168:VAL:HG23	1.41	1.43
11:A16:91:GLU:HB3	18:B:1112:LYS:CE	1.48	1.43
21:H:312:GLN:HG2	21:H:316:ILE:CD1	1.47	1.43
24:D40:873:ARG:NH1	24:D40:884:ASP:HB3	1.25	1.43
11:A32:560:MET:CE	11:A32:615:GLN:HE22	1.31	1.43
3:N8:162:THR:CG2	3:N8:168:VAL:CG2	1.92	1.43
11:A24:212:LYS:CE	11:A24:585:MET:CE	1.97	1.43
21:H:231:HIS:HD2	23:J32:596:GLN:NE2	1.08	1.43
10:C32:345:MET:CE	10:C32:401:ILE:HD11	1.34	1.43
9:K8:1085:TYR:CE1	9:K8:1093:SER:CB	1.98	1.43
11:A40:212:LYS:CE	11:A40:585:MET:CE	1.97	1.43
12:A:212:LYS:CE	12:A:585:MET:CE	1.97	1.43
21:H8:312:GLN:HG2	21:H8:316:ILE:CD1	1.46	1.43
21:H16:231:HIS:HD2	23:J16:596:GLN:NE2	1.07	1.43
5:P:109:ILE:CG1	14:W:18:PRO:CG	1.95	1.42
11:A16:445:ASN:CB	17:F8:65:ARG:NH1	1.82	1.42
18:B8:786:ASP:OD2	24:D32:1066:VAL:CG2	1.64	1.42
11:A24:645:GLU:CG	24:D16:867:ASP:OD1	1.66	1.42
10:C24:1699:LYS:NZ	23:J24:722:LEU:HD22	1.32	1.42
11:A16:90:PHE:CD1	18:B:1788:ILE:HG21	1.53	1.42
11:A32:90:PHE:CG	18:B8:1788:ILE:CG2	1.96	1.42
18:B8:786:ASP:OD1	24:D32:1066:VAL:CG1	1.65	1.42
1:R8:1266:THR:HA	5:P8:684:ARG:NH2	1.24	1.42
11:A24:560:MET:CE	11:A24:615:GLN:HE22	1.31	1.42
11:A32:445:ASN:CB	17:F24:65:ARG:NH1	1.82	1.42
2:M16:672:TYR:CB	2:M16:680:LYS:HD2	1.48	1.42

*Continued on next page...*

*Continued from previous page...*

Atom-1	Atom-2	Interatomic distance (Å)	Clash overlap (Å)
12:A:642:GLY:HA3	12:A:685:ARG:CZ	1.49	1.42
11:A16:212:LYS:CE	11:A16:585:MET:CE	1.97	1.42
18:B8:1256:THR:CG2	24:D32:1238:GLU:HG3	1.47	1.42
23:J32:718:GLN:NE2	23:J32:737:TRP:CZ3	1.88	1.42
21:H24:312:GLN:HG2	21:H24:316:ILE:CD1	1.46	1.42
10:C32:407:LYS:CD	10:C32:465:PHE:HZ	1.33	1.42
2:M16:417:ARG:HD3	8:L16:298:PHE:CD2	1.54	1.42
2:M16:428:SER:CB	8:L16:355:SER:OG	1.64	1.42
2:M16:672:TYR:CD1	2:M16:680:LYS:NZ	1.82	1.42
9:K:743:ARG:NH1	9:K:772:TYR:HE1	1.14	1.42
10:C:407:LYS:CD	10:C:465:PHE:HZ	1.33	1.42
10:C:979:MET:HE3	10:C:1028:ILE:CG2	1.47	1.42
24:D:405:GLN:OE1	24:D16:10:ARG:CD	1.64	1.42
24:D:405:GLN:CG	24:D16:10:ARG:NH1	1.82	1.42
9:K:719:GLY:C	9:K:720:SER:N	1.74	1.41
12:A:560:MET:CE	12:A:615:GLN:HE22	1.31	1.41
11:A32:91:GLU:HB2	18:B8:1112:LYS:NZ	1.30	1.41
23:J24:718:GLN:NE2	23:J24:737:TRP:CZ3	1.88	1.41
2:M:762:LEU:HB2	2:M:813:ASN:ND2	1.26	1.41
2:M16:231:ARG:CD	2:M16:299:GLY:HA3	1.51	1.41
6:O8:179:LYS:CD	6:O8:183:GLN:OE1	1.64	1.41
10:C24:407:LYS:CD	10:C24:465:PHE:HZ	1.33	1.41
11:A32:212:LYS:CE	11:A32:585:MET:CE	1.97	1.41
8:L:605:MET:SD	8:L:631:LEU:HD11	1.59	1.41
21:H24:231:HIS:HD2	23:J24:596:GLN:NE2	1.08	1.41
2:M16:762:LEU:HB2	2:M16:813:ASN:ND2	1.26	1.41
10:C16:1548:ILE:HD11	24:D8:1407:PHE:CZ	0.89	1.41
20:E8:432:ILE:CD1	24:D40:72:GLU:HG3	1.49	1.41
22:I8:196:VAL:HA	23:J8:620:MET:CE	1.49	1.41
2:M:428:SER:CB	8:L:355:SER:HG	1.34	1.41
7:Q:341:GLN:CG	10:C8:751:ARG:HH12	1.32	1.41
5:P16:105:ARG:NH2	5:P16:133:TYR:CD1	1.76	1.41
10:C:643:LEU:HD11	10:C:679:ARG:NH1	1.19	1.41
23:J16:718:GLN:NE2	23:J16:737:TRP:CZ3	1.88	1.41
5:P:600:PHE:CD2	5:P:638:SER:CB	2.03	1.40
10:C16:407:LYS:CD	10:C16:465:PHE:HZ	1.33	1.40
2:M8:762:LEU:HB2	2:M8:813:ASN:ND2	1.26	1.40
9:K8:578:THR:CG2	9:K8:616:ARG:NH2	1.84	1.40
5:P:607:PHE:CE1	5:P:633:LEU:HD12	1.52	1.40
9:K:578:THR:CG2	9:K:616:ARG:NH2	1.83	1.40
11:A24:445:ASN:CB	17:F:65:ARG:NH1	1.82	1.40

*Continued on next page...*



*Continued from previous page...*

Atom-1	Atom-2	Interatomic distance (Å)	Clash overlap (Å)
13:V:790:GLN:NE2	14:W:674:GLN:HE22	1.10	1.40
10:C8:1285:VAL:CG2	10:C8:1738:MET:CE	1.88	1.40
24:D:308:ASN:ND2	24:D16:753:ARG:NE	1.68	1.40
12:A48:212:LYS:CE	12:A48:585:MET:CE	1.97	1.40
1:R:1269:LEU:HD13	5:P:684:ARG:CG	1.50	1.40
9:K8:719:GLY:C	9:K8:720:SER:N	1.74	1.40
10:C16:1453:ARG:HH22	24:D8:1150:GLY:CA	1.32	1.40
11:A16:560:MET:CE	11:A16:615:GLN:HE22	1.31	1.40
21:H24:231:HIS:CD2	23:J24:596:GLN:NE2	1.90	1.40
12:A48:560:MET:CE	12:A48:615:GLN:HE22	1.31	1.40
9:K8:743:ARG:NH1	9:K8:772:TYR:HE1	1.14	1.40
10:C24:390:HIS:CB	10:C24:452:LEU:HG	1.49	1.40
11:A40:560:MET:CE	11:A40:615:GLN:HE22	1.31	1.40
18:B:1110:LEU:CD1	21:H:323:TYR:OH	1.70	1.40
20:E8:434:TRP:HE1	24:D40:72:GLU:CB	1.31	1.40
23:J8:718:GLN:NE2	23:J8:737:TRP:CZ3	1.88	1.40
1:R:1075:LYS:CE	5:P:713:LEU:O	1.70	1.39
11:A40:445:ASN:CB	17:F16:65:ARG:NH1	1.82	1.39
3:N16:162:THR:CG2	3:N16:168:VAL:CG2	1.92	1.39
11:A16:676:TYR:OH	24:D16:1395:SER:CA	1.69	1.39
21:H8:231:HIS:CD2	23:J8:596:GLN:NE2	1.90	1.39
22:I16:196:VAL:HA	23:J16:620:MET:CE	1.49	1.39
1:R16:1269:LEU:CD1	5:P16:684:ARG:HG2	1.47	1.39
14:W:586:ILE:CD1	15:J:569:ALA:HA	1.51	1.39
10:C32:1285:VAL:CG2	10:C32:1738:MET:CE	1.88	1.39
11:A16:90:PHE:CB	18:B:1788:ILE:HD13	1.49	1.39
22:I:196:VAL:HA	23:J32:620:MET:CE	1.49	1.39
21:H:231:HIS:CD2	23:J32:596:GLN:NE2	1.90	1.39
10:C32:407:LYS:CE	10:C32:465:PHE:CZ	2.05	1.39
1:R:1424:LYS:NZ	6:O:105:ASN:ND2	1.71	1.38
5:P:109:ILE:CG1	14:W:18:PRO:HG3	1.50	1.38
11:A24:445:ASN:HB3	17:F:65:ARG:NH1	1.07	1.38
11:A40:445:ASN:HB3	17:F16:65:ARG:NH1	1.07	1.38
5:P:322:CYS:SG	13:V:763:LYS:CE	2.10	1.38
5:P:401:ARG:CD	5:P:414:VAL:HG21	1.51	1.38
8:L8:270:LEU:CD2	12:A48:155:SER:HB2	1.54	1.38
10:C:110:ARG:NH1	10:C:118:LEU:HD11	1.37	1.38
2:M16:231:ARG:CD	2:M16:299:GLY:CA	2.01	1.38
2:M16:544:LEU:HD21	2:M16:586:ALA:CB	1.50	1.38
10:C24:1708:ARG:CZ	21:H24:279:GLU:CD	1.78	1.38
19:48:252:ARG:HG3	19:48:281:TRP:CH2	1.57	1.38

*Continued on next page...*



*Continued from previous page...*

Atom-1	Atom-2	Interatomic distance (Å)	Clash overlap (Å)
22:I24:196:VAL:HA	23:J24:620:MET:CE	1.49	1.38
11:A16:90:PHE:CB	18:B:1800:ARG:HH21	1.34	1.38
11:A32:91:GLU:CB	18:B8:1112:LYS:NZ	1.84	1.38
18:B:712:PRO:CG	18:B:759:MET:CE	2.01	1.38
2:M8:669:ALA:HB2	2:M8:684:GLN:CD	1.46	1.37
2:M16:672:TYR:CG	2:M16:680:LYS:NZ	1.90	1.37
14:W:517:GLU:N	14:W:605:ASN:CA	1.74	1.37
18:B:712:PRO:CG	18:B:759:MET:HE1	1.55	1.37
23:J32:686:MET:HE1	23:J32:694:ARG:CZ	1.52	1.37
11:A24:362:ARG:HD2	11:A24:366:ARG:NH2	1.40	1.37
10:C24:407:LYS:CE	10:C24:465:PHE:CZ	2.05	1.37
11:A40:362:ARG:HD2	11:A40:366:ARG:NH2	1.40	1.37
21:H16:231:HIS:CD2	23:J16:596:GLN:NE2	1.89	1.37
10:C16:407:LYS:CE	10:C16:465:PHE:CZ	2.05	1.37
10:C24:1814:LYS:NZ	23:J24:738:MET:HB3	1.33	1.37
11:A40:803:PRO:CB	24:D24:1401:LEU:HD12	1.53	1.37
2:M16:544:LEU:CD2	2:M16:586:ALA:HB1	1.55	1.37
5:P:600:PHE:CE2	5:P:638:SER:CB	2.05	1.37
5:P8:614:VAL:CB	5:P8:629:ARG:CZ	2.01	1.37
14:W:711:ARG:CD	10:C8:1609:ASP:OD2	1.71	1.37
11:A16:90:PHE:HB2	18:B:1788:ILE:CD1	1.53	1.37
18:B:686:LEU:HD13	18:B:790:ASP:OD2	1.25	1.37
24:D:409:LEU:CD1	24:D16:746:ALA:HA	1.55	1.37
13:V:844:MET:HG2	10:C8:1502:ARG:NH2	1.04	1.36
18:B8:712:PRO:CG	18:B8:759:MET:CE	2.01	1.36
23:J8:686:MET:HE1	23:J8:694:ARG:CZ	1.52	1.36
2:M16:414:GLY:HA2	8:L16:401:LYS:NZ	1.38	1.36
14:W:590:LEU:HD11	14:W:641:GLU:OE2	1.20	1.36
23:J24:686:MET:HE1	23:J24:694:ARG:CZ	1.52	1.36
10:C8:110:ARG:NH1	10:C8:118:LEU:HD11	1.37	1.36
18:B:1110:LEU:CD2	21:H:326:GLY:HA2	1.55	1.36
9:K8:635:ALA:CB	9:K8:655:GLN:HE22	1.39	1.36
10:C16:1545:ARG:NH2	11:A24:672:GLU:OE2	1.58	1.36
10:C24:1548:ILE:CD1	24:D24:1407:PHE:CZ	2.08	1.36
10:C24:1708:ARG:HH22	21:H24:275:LYS:CG	1.36	1.36
10:C24:1708:ARG:NH2	21:H24:275:LYS:HG2	1.30	1.36
22:I:131:ARG:HG3	23:J32:557:ARG:NH2	1.05	1.36
1:R:768:LEU:CG	24:D:1362:VAL:O	1.71	1.36
2:M:428:SER:CB	8:L:355:SER:OG	1.74	1.36
12:A:362:ARG:HD2	12:A:366:ARG:NH2	1.40	1.36
11:A16:91:GLU:HB2	18:B:1112:LYS:NZ	1.28	1.36

*Continued on next page...*

*Continued from previous page...*

Atom-1	Atom-2	Interatomic distance (Å)	Clash overlap (Å)
11:A16:445:ASN:HB3	17:F8:65:ARG:NH1	1.07	1.36
9:K:743:ARG:NH1	9:K:772:TYR:CE1	1.94	1.35
9:K:1232:LEU:CD2	9:K:1265:ILE:HG22	1.56	1.35
10:C24:667:ILE:CD1	10:C24:697:HIS:HE1	1.37	1.35
13:V:902:MET:CE	14:W:777:LEU:HD23	1.54	1.35
11:A32:519:MET:HE1	11:A32:569:MET:CE	1.56	1.35
20:E8:434:TRP:NE1	24:D40:72:GLU:HB3	1.04	1.35
23:J16:686:MET:HE1	23:J16:694:ARG:CZ	1.52	1.35
2:M8:626:PRO:HD2	3:N8:165:GLY:O	1.22	1.35
8:L8:1096:GLU:OE1	9:K8:996:MET:HB3	1.26	1.35
8:L16:976:LEU:CD2	9:K16:1004:ARG:HD3	1.55	1.35
11:A16:519:MET:HE1	11:A16:569:MET:CE	1.56	1.35
22:I8:131:ARG:HG3	23:J8:557:ARG:NH2	1.05	1.35
24:D:400:VAL:HG11	24:D16:751:MET:CB	1.54	1.35
1:R8:983:ARG:O	24:D40:1360:ALA:CB	1.72	1.35
10:C16:1074:LEU:HD11	10:C16:1075:ASP:OD1	1.23	1.35
18:B8:1439:LYS:HE2	24:D32:1257:ASN:CB	1.54	1.35
12:A:519:MET:HE1	12:A:569:MET:CE	1.56	1.35
10:C16:1663:SER:CA	10:C24:1564:ASP:OD2	1.72	1.35
10:C24:1265:ARG:O	10:C24:1268:ARG:CG	1.75	1.35
20:E8:261:PRO:HD2	20:E8:305:GLU:OE1	1.23	1.35
24:D:405:GLN:HG2	24:D16:10:ARG:CZ	1.49	1.35
9:K:635:ALA:CB	9:K:655:GLN:HE22	1.39	1.34
10:C8:898:GLN:NE2	10:C8:1138:GLU:OE2	1.57	1.34
11:A16:90:PHE:CG	18:B:1788:ILE:CG2	2.10	1.34
2:M16:417:ARG:CD	8:L16:298:PHE:HD2	1.38	1.34
5:P16:101:LEU:HD21	5:P16:133:TYR:CE1	1.59	1.34
9:K16:894:LYS:NZ	9:K16:1057:GLU:HB3	1.42	1.34
10:C16:1265:ARG:O	10:C16:1268:ARG:CG	1.75	1.34
10:C8:960:PHE:CZ	10:C8:1138:GLU:CD	2.06	1.34
10:C8:960:PHE:CE2	10:C8:1138:GLU:HG2	1.62	1.34
18:B:786:ASP:OD2	24:D16:1066:VAL:CG2	1.72	1.34
5:P16:101:LEU:CD2	5:P16:133:TYR:OH	1.69	1.34
9:K8:1232:LEU:CD2	9:K8:1265:ILE:HG22	1.56	1.34
10:C16:407:LYS:HE3	10:C16:465:PHE:CE2	1.62	1.34
10:C:667:ILE:CD1	10:C:697:HIS:HE1	1.37	1.34
20:E8:432:ILE:HG21	24:D40:72:GLU:CD	1.48	1.34
10:C32:1265:ARG:O	10:C32:1268:ARG:CG	1.75	1.34
2:M:626:PRO:HD2	3:N:165:GLY:O	1.22	1.34
7:Q:341:GLN:HG2	10:C8:751:ARG:NH1	1.03	1.34
11:A24:519:MET:HE1	11:A24:569:MET:CE	1.56	1.34

*Continued on next page...*

*Continued from previous page...*

Atom-1	Atom-2	Interatomic distance (Å)	Clash overlap (Å)
18:B:349:PHE:CZ	18:B:353:ILE:HD11	1.62	1.34
18:B8:1529:GLU:OE2	24:D32:1415:LEU:CD1	1.74	1.34
10:C16:110:ARG:NH1	10:C16:118:LEU:HD11	1.38	1.34
10:C16:667:ILE:CD1	10:C16:697:HIS:HE1	1.36	1.34
10:C24:1708:ARG:CZ	21:H24:279:GLU:OE1	1.74	1.34
18:B8:1575:GLN:NE2	24:D32:1403:LEU:HD23	1.40	1.34
1:R:983:ARG:NH2	24:D:1366:PRO:HD3	1.39	1.33
10:C16:390:HIS:NE2	10:C16:449:GLU:HB3	1.05	1.33
10:C16:390:HIS:NE2	10:C16:449:GLU:CB	1.88	1.33
11:A32:445:ASN:HB3	17:F24:65:ARG:NH1	1.07	1.33
18:B8:712:PRO:CG	18:B8:759:MET:HE1	1.55	1.33
22:I8:131:ARG:CG	23:J8:557:ARG:NH2	1.90	1.33
11:A40:519:MET:HE1	11:A40:569:MET:CE	1.56	1.33
10:C8:1265:ARG:O	10:C8:1268:ARG:CG	1.75	1.33
11:A16:362:ARG:HD2	11:A16:366:ARG:NH2	1.40	1.33
18:B8:349:PHE:CZ	18:B8:353:ILE:HD11	1.62	1.33
23:J32:686:MET:HE1	23:J32:694:ARG:NH2	1.39	1.33
10:C32:110:ARG:NH1	10:C32:118:LEU:HD11	1.37	1.33
12:A48:519:MET:HE1	12:A48:569:MET:CE	1.56	1.33
1:R:1324:ASP:OD1	10:C:1180:ILE:CD1	1.77	1.33
10:C:407:LYS:HE3	10:C:465:PHE:CZ	1.60	1.33
11:A32:326:TYR:CD1	17:F24:77:TYR:HB2	1.64	1.33
18:B:1110:LEU:HD22	21:H:326:GLY:N	1.43	1.33
23:J16:686:MET:HE1	23:J16:694:ARG:NH2	1.39	1.33
10:C32:407:LYS:CD	10:C32:465:PHE:CZ	2.11	1.33
1:R:1121:ARG:C	1:R:1122:HIS:N	1.87	1.33
5:P16:101:LEU:HD21	5:P16:133:TYR:CZ	1.51	1.33
10:C16:1074:LEU:HD12	10:C16:1075:ASP:CA	1.57	1.33
10:C:1265:ARG:O	10:C:1268:ARG:CG	1.75	1.33
11:A16:326:TYR:CD1	17:F8:77:TYR:HB2	1.64	1.33
18:B8:686:LEU:HD13	18:B8:790:ASP:OD2	1.25	1.33
22:I24:131:ARG:CG	23:J24:557:ARG:NH2	1.90	1.33
23:J24:686:MET:HE1	23:J24:694:ARG:NH2	1.39	1.33
10:C32:407:LYS:HE3	10:C32:465:PHE:CE2	1.62	1.33
1:R8:1121:ARG:C	1:R8:1122:HIS:N	1.87	1.33
1:R16:1121:ARG:C	1:R16:1122:HIS:N	1.87	1.33
5:P8:614:VAL:HB	5:P8:629:ARG:NH1	1.40	1.33
8:L16:1068:PHE:HB2	9:K16:1285:GLU:OXT	1.29	1.33
9:K8:743:ARG:NH1	9:K8:772:TYR:CE1	1.94	1.33
22:I16:131:ARG:CG	23:J16:557:ARG:NH2	1.90	1.33
10:C32:1348:LEU:CD1	10:C32:1359:ILE:CD1	2.07	1.33

*Continued on next page...*

*Continued from previous page...*

Atom-1	Atom-2	Interatomic distance (Å)	Clash overlap (Å)
7:Q8:124:PHE:CD1	7:Q8:125:TYR:CE2	2.17	1.32
19:4:153:ARG:NH2	20:E:467:ILE:HD11	1.44	1.32
22:I16:131:ARG:HG3	23:J16:557:ARG:NH2	1.05	1.32
5:P:16:PHE:CE1	6:O:311:LEU:HD11	1.62	1.32
5:P:600:PHE:CE2	5:P:638:SER:OG	1.72	1.32
5:P:607:PHE:CE1	5:P:633:LEU:CD1	2.09	1.32
10:C16:1548:ILE:CD1	24:D8:1407:PHE:HZ	1.23	1.32
10:C24:110:ARG:NH1	10:C24:118:LEU:HD11	1.37	1.32
10:C24:407:LYS:HE3	10:C24:465:PHE:CE2	1.62	1.32
22:I:131:ARG:CG	23:J32:557:ARG:NH2	1.90	1.32
7:Q:124:PHE:CD1	7:Q:125:TYR:CE2	2.17	1.32
11:A24:803:PRO:HB3	24:D8:1401:LEU:CD1	1.59	1.32
10:C:1010:ALA:N	10:C:1192:ARG:NH2	1.78	1.32
11:A32:91:GLU:HB3	18:B8:1112:LYS:CE	1.59	1.32
19:48:342:GLU:OE1	24:D8:174:SER:HB3	1.16	1.32
5:P16:16:PHE:CE1	6:O16:311:LEU:HD11	1.62	1.32
12:A:642:GLY:CA	12:A:685:ARG:CZ	2.07	1.32
22:I24:131:ARG:HG3	23:J24:557:ARG:NH2	1.05	1.32
12:A48:362:ARG:HD2	12:A48:366:ARG:NH2	1.40	1.32
1:R:1428:VAL:CG2	6:O:165:LYS:CE	2.07	1.32
2:M8:669:ALA:HB1	2:M8:684:GLN:CG	1.46	1.32
5:P:402:LEU:CD1	5:P:433:LEU:HB3	1.60	1.32
10:C24:1272:GLN:OE1	10:C24:1289:LYS:CD	1.78	1.32
13:V:790:GLN:NE2	14:W:674:GLN:NE2	1.72	1.32
14:W:711:ARG:NH1	10:C8:1606:GLY:O	1.63	1.32
18:B:1112:LYS:HE3	21:H:327:SER:C	1.52	1.32
18:B8:1110:LEU:HD22	21:H24:326:GLY:N	1.41	1.32
20:E8:432:ILE:HD13	24:D40:72:GLU:CG	1.60	1.32
10:C32:1010:ALA:N	10:C32:1192:ARG:NH2	1.77	1.32
9:K8:578:THR:HG23	9:K8:616:ARG:NH2	1.37	1.31
7:Q16:124:PHE:CD1	7:Q16:125:TYR:CE2	2.17	1.31
8:L:1081:MET:SD	9:K:1083:ILE:CG2	2.19	1.31
9:K8:578:THR:CG2	9:K8:616:ARG:HH22	1.41	1.31
10:C:1272:GLN:OE1	10:C:1289:LYS:CD	1.78	1.31
10:C:1348:LEU:CD1	10:C:1359:ILE:CD1	2.07	1.31
10:C8:668:ALA:C	10:C8:669:GLY:N	1.83	1.31
19:48:153:ARG:NH2	20:E8:467:ILE:HD11	1.44	1.31
2:M8:428:SER:HB2	8:L8:355:SER:OG	1.18	1.31
5:P16:112:LEU:CD2	5:P16:122:TYR:CD1	1.87	1.31
10:C16:1285:VAL:CG2	10:C16:1738:MET:CE	1.88	1.31
10:C24:1285:VAL:CG2	10:C24:1738:MET:CE	1.88	1.31

*Continued on next page...*

*Continued from previous page...*

Atom-1	Atom-2	Interatomic distance (Å)	Clash overlap (Å)
20:E8:432:ILE:CD1	24:D40:72:GLU:CG	2.08	1.31
20:E8:434:TRP:HE1	24:D40:72:GLU:CG	1.43	1.31
10:C16:407:LYS:CD	10:C16:465:PHE:CZ	2.11	1.31
11:A40:468:VAL:CG2	24:D32:1103:LEU:HD12	1.60	1.31
18:B:786:ASP:CG	24:D16:1066:VAL:HG22	1.41	1.31
10:C32:1272:GLN:OE1	10:C32:1289:LYS:CD	1.78	1.31
5:P8:16:PHE:CE1	6:O8:311:LEU:HD11	1.62	1.31
10:C16:1272:GLN:OE1	10:C16:1289:LYS:CD	1.77	1.31
11:A24:326:TYR:CD1	17:F:77:TYR:HB2	1.64	1.31
10:C24:407:LYS:CD	10:C24:465:PHE:CZ	2.11	1.31
10:C8:1272:GLN:OE1	10:C8:1289:LYS:CD	1.78	1.31
8:L16:177:ARG:CD	12:A48:744:GLU:OE1	1.78	1.30
10:C24:1348:LEU:CD1	10:C24:1359:ILE:CD1	2.07	1.30
11:A40:326:TYR:CD1	17:F16:77:TYR:HB2	1.64	1.30
11:A40:474:LEU:HD13	24:D32:1099:ARG:CZ	1.61	1.30
10:C:979:MET:CE	10:C:1028:ILE:CG2	2.08	1.30
1:R:983:ARG:O	24:D:1360:ALA:CB	1.75	1.30
9:K:792:LEU:CD1	9:K:864:ILE:HD11	1.59	1.30
10:C16:1348:LEU:CD1	10:C16:1359:ILE:CD1	2.07	1.30
10:C:1285:VAL:CG2	10:C:1738:MET:CE	1.88	1.30
2:M16:626:PRO:HD2	3:N16:165:GLY:O	1.22	1.30
7:Q:297:VAL:CG1	7:Q:301:ARG:HB2	1.61	1.30
9:K:578:THR:HG23	9:K:616:ARG:NH2	1.37	1.30
9:K:649:MET:HB3	9:K:704:ARG:NH2	1.46	1.30
11:A32:445:ASN:CB	17:F24:65:ARG:HH12	1.43	1.30
23:J8:686:MET:HE1	23:J8:694:ARG:NH2	1.39	1.30
2:M8:785:ASP:N	8:L16:472:GLU:OE2	1.61	1.30
7:Q8:297:VAL:CG1	7:Q8:301:ARG:HB2	1.61	1.30
10:C16:1699:LYS:NZ	23:J32:722:LEU:HD22	1.45	1.30
10:C8:1348:LEU:CD1	10:C8:1359:ILE:CD1	2.07	1.30
11:A32:362:ARG:HD2	11:A32:366:ARG:NH2	1.40	1.30
20:E:344:PRO:HA	24:D:121:GLU:OE2	1.17	1.30
10:C24:1814:LYS:NZ	23:J24:738:MET:CB	1.95	1.30
18:B:1112:LYS:HE3	21:H:327:SER:CA	1.61	1.30
18:B:1529:GLU:OE2	24:D16:1415:LEU:HD11	1.14	1.30
22:I24:196:VAL:CA	23:J24:620:MET:HE1	1.62	1.30
9:K:578:THR:CG2	9:K:616:ARG:HH22	1.41	1.29
15:J:623:GLU:OE2	15:J:626:ARG:NH2	1.62	1.29
11:A16:707:LEU:HB2	24:D16:1398:ARG:NH2	1.47	1.29
22:I:196:VAL:CA	23:J32:620:MET:HE1	1.62	1.29
2:M8:417:ARG:NH2	8:L8:415:PHE:CE2	2.00	1.29

*Continued on next page...*

*Continued from previous page...*

Atom-1	Atom-2	Interatomic distance (Å)	Clash overlap (Å)
2:M8:672:TYR:CB	2:M8:680:LYS:CD	1.83	1.29
10:C16:1010:ALA:N	10:C16:1192:ARG:NH2	1.77	1.29
10:C16:1814:LYS:NZ	23:J32:738:MET:HB3	1.46	1.29
10:C:407:LYS:CE	10:C:465:PHE:CZ	2.14	1.29
10:C:679:ARG:NH2	10:C:690:LEU:HD21	1.47	1.29
2:M8:672:TYR:CB	2:M8:680:LYS:HD2	1.50	1.29
7:Q8:124:PHE:HE1	7:Q8:125:TYR:OH	1.16	1.29
10:C16:390:HIS:CD2	10:C16:452:LEU:CB	2.13	1.29
11:A24:787:ASP:O	11:A24:836:LYS:NZ	1.66	1.29
10:C24:668:ALA:C	10:C24:669:GLY:N	1.83	1.29
20:E:261:PRO:HD2	20:E:305:GLU:OE1	1.22	1.29
24:D32:642:VAL:HG22	24:D40:631:ARG:CZ	1.60	1.29
10:C24:1010:ALA:N	10:C24:1192:ARG:NH2	1.77	1.29
10:C:35:ASN:OD1	24:D:1148:LEU:HD12	1.24	1.29
11:A16:787:ASP:O	11:A16:836:LYS:NZ	1.66	1.29
18:B8:1618:HIS:CE1	18:B8:1622:ILE:HD11	1.68	1.29
10:C8:1010:ALA:N	10:C8:1192:ARG:NH2	1.77	1.29
10:C32:1318:ARG:NH2	10:C32:1396:SER:OG	1.66	1.29
12:A48:787:ASP:O	12:A48:836:LYS:NZ	1.66	1.29
7:Q16:297:VAL:CG1	7:Q16:301:ARG:HB2	1.61	1.28
18:B:1102:LYS:NZ	18:B:1354:ASP:OD2	1.63	1.28
24:D40:839:GLU:OE2	24:D40:971:HIS:CB	1.79	1.28
2:M:672:TYR:CD1	2:M:680:LYS:NZ	2.01	1.28
10:C16:1251:PHE:CZ	10:C16:1319:ARG:NH1	2.02	1.28
10:C:407:LYS:CE	10:C:465:PHE:HZ	1.46	1.28
18:B:1618:HIS:CE1	18:B:1622:ILE:HD11	1.68	1.28
18:B:1673:ARG:O	18:B:1676:VAL:HG23	1.31	1.28
1:R:1324:ASP:CG	10:C:1180:ILE:HG21	1.58	1.28
5:P:401:ARG:CG	5:P:414:VAL:HG11	1.62	1.28
8:L8:976:LEU:HD23	9:K8:1004:ARG:NE	1.48	1.28
11:A40:474:LEU:CD1	24:D32:1099:ARG:HH22	1.47	1.28
11:A40:787:ASP:O	11:A40:836:LYS:NZ	1.66	1.28
10:C:153:ALA:HB1	24:D:1403:LEU:CG	1.62	1.28
18:B8:1439:LYS:NZ	24:D32:1257:ASN:HB3	1.45	1.28
4:T16:674:GLN:OE1	5:P16:695:GLN:NE2	1.63	1.28
9:K:1154:TRP:CZ2	9:K:1219:VAL:HG11	1.68	1.28
9:K8:635:ALA:CA	9:K8:655:GLN:HE22	1.44	1.28
11:A32:91:GLU:CB	18:B8:1112:LYS:HZ3	1.40	1.28
18:B8:1210:CYS:SG	18:B8:1234:MET:CE	2.19	1.28
22:I8:196:VAL:CA	23:J8:620:MET:HE1	1.62	1.28
10:C:1251:PHE:CZ	10:C:1319:ARG:NH1	2.02	1.28

*Continued on next page...*



*Continued from previous page...*

Atom-1	Atom-2	Interatomic distance (Å)	Clash overlap (Å)
18:B:690:TRP:CE3	18:B:739:VAL:HG21	1.67	1.28
3:N16:4:GLN:HE22	3:N16:44:GLY:CA	1.46	1.27
10:C16:668:ALA:C	10:C16:669:GLY:N	1.83	1.27
10:C16:1318:ARG:NH2	10:C16:1396:SER:OG	1.66	1.27
10:C16:1547:LYS:HD3	24:D8:1406:SER:N	1.48	1.27
10:C24:1251:PHE:CZ	10:C24:1319:ARG:NH1	2.02	1.27
14:W:584:CYS:SG	15:J:573:LYS:CE	2.22	1.27
20:E8:123:CYS:SG	20:E8:135:ILE:CD1	2.22	1.27
18:B:421:ASP:OD1	18:B:468:ARG:NH2	1.66	1.27
18:B8:421:ASP:OD1	18:B8:468:ARG:NH2	1.65	1.27
18:B8:690:TRP:CE3	18:B8:739:VAL:HG21	1.67	1.27
2:M16:816:ARG:HH12	2:M16:849:LEU:CB	1.47	1.27
10:C8:572:ILE:CD1	10:C8:606:MET:HE2	1.65	1.27
10:C8:1318:ARG:NH2	10:C8:1396:SER:OG	1.67	1.27
18:B:1210:CYS:SG	18:B:1234:MET:CE	2.19	1.27
18:B8:1102:LYS:NZ	18:B8:1354:ASP:OD2	1.63	1.27
20:E:123:CYS:SG	20:E:135:ILE:CD1	2.22	1.27
3:N:4:GLN:HE22	3:N:44:GLY:CA	1.46	1.27
1:R8:1185:THR:HG21	24:D40:1462:PHE:CZ	1.70	1.27
2:M8:202:LYS:NZ	2:M8:208:SER:O	1.65	1.27
5:P:401:ARG:HD2	5:P:414:VAL:CG2	1.62	1.27
9:K:635:ALA:CA	9:K:655:GLN:HE22	1.44	1.27
10:C8:1251:PHE:CZ	10:C8:1319:ARG:NH1	2.02	1.27
18:B8:1673:ARG:O	18:B8:1676:VAL:HG23	1.30	1.27
22:I:146:SER:CB	23:J32:574:ARG:HH12	1.47	1.27
24:D:405:GLN:CG	24:D16:10:ARG:CZ	2.08	1.27
2:M:202:LYS:NZ	2:M:208:SER:O	1.65	1.27
2:M16:202:LYS:NZ	2:M16:208:SER:O	1.65	1.27
2:M16:628:LEU:HD13	3:N16:223:GLY:O	1.35	1.27
6:O8:179:LYS:HD3	6:O8:183:GLN:CD	1.59	1.27
10:C24:1545:ARG:NH2	11:A40:672:GLU:OE2	1.67	1.27
10:C:668:ALA:C	10:C:669:GLY:N	1.83	1.27
18:B:140:GLN:NE2	18:B:206:GLU:OE2	1.68	1.27
18:B8:1110:LEU:CD2	21:H24:326:GLY:H	1.47	1.27
20:E:123:CYS:SG	20:E:135:ILE:HD13	1.74	1.27
19:48:365:GLU:OE2	19:48:442:ARG:NH2	1.67	1.27
22:I16:146:SER:CB	23:J16:574:ARG:HH12	1.47	1.27
22:I16:196:VAL:CA	23:J16:620:MET:HE1	1.62	1.27
24:D:405:GLN:HG2	24:D16:10:ARG:NH1	0.95	1.27
2:M8:351:ALA:CB	8:L8:219:ILE:CG2	2.13	1.26
3:N8:4:GLN:HE22	3:N8:44:GLY:CA	1.46	1.26

*Continued on next page...*

*Continued from previous page...*

Atom-1	Atom-2	Interatomic distance (Å)	Clash overlap (Å)
11:A32:787:ASP:O	11:A32:836:LYS:NZ	1.66	1.26
18:B:751:TYR:OH	18:B:804:ARG:NH1	1.68	1.26
20:E:344:PRO:HA	24:D:121:GLU:CD	1.58	1.26
2:M16:639:GLN:NE2	3:N16:269:LEU:HD13	1.50	1.26
9:K8:1154:TRP:CZ2	9:K8:1219:VAL:HG11	1.68	1.26
10:C24:1548:ILE:CD1	24:D24:1407:PHE:CE2	2.17	1.26
14:W:516:GLN:HA	14:W:604:PRO:C	1.60	1.26
10:C:1318:ARG:NH2	10:C:1396:SER:OG	1.67	1.26
18:B8:1529:GLU:OE2	24:D32:1415:LEU:CG	1.83	1.26
22:I24:146:SER:CB	23:J24:574:ARG:HH12	1.47	1.26
10:C32:390:HIS:ND1	10:C32:452:LEU:HD13	1.50	1.26
10:C32:1251:PHE:CZ	10:C32:1319:ARG:NH1	2.02	1.26
5:P16:527:LYS:HE3	6:O16:68:GLU:OE1	1.08	1.26
11:A24:445:ASN:CB	17:F:65:ARG:HH12	1.43	1.26
11:A24:645:GLU:HG2	24:D16:867:ASP:OD1	1.09	1.26
1:R:1290:ILE:CD1	10:C:605:GLU:OE2	1.82	1.26
2:M16:231:ARG:HD2	2:M16:299:GLY:CA	1.63	1.26
5:P8:527:LYS:HE3	6:O8:68:GLU:OE1	1.08	1.26
7:Q16:124:PHE:HE1	7:Q16:125:TYR:OH	1.16	1.26
11:A40:445:ASN:CB	17:F16:65:ARG:HH12	1.43	1.26
14:W:631:TYR:CZ	15:J:554:LEU:HD21	1.69	1.26
18:B8:751:TYR:OH	18:B8:804:ARG:NH1	1.68	1.26
10:C32:572:ILE:CD1	10:C32:606:MET:HE2	1.65	1.26
2:M:844:VAL:CG2	4:T:660:LEU:CD2	2.14	1.26
1:R8:1466:LYS:HB3	6:O8:160:LEU:CD1	1.63	1.26
5:P:527:LYS:HE3	6:O:68:GLU:OE1	1.08	1.26
12:A:787:ASP:O	12:A:836:LYS:NZ	1.66	1.26
10:C:572:ILE:CD1	10:C:606:MET:HE2	1.65	1.26
11:A16:90:PHE:CD2	18:B:1788:ILE:CG2	2.17	1.26
1:R8:982:GLU:OE1	24:D40:1436:ARG:HB3	1.28	1.25
2:M16:417:ARG:HB3	8:L16:298:PHE:CE2	1.68	1.25
5:P8:610:SER:O	5:P8:629:ARG:NH2	1.68	1.25
9:K:840:TRP:CZ3	9:K:907:ILE:HD11	1.70	1.25
9:K8:649:MET:HB3	9:K8:704:ARG:NH2	1.46	1.25
11:A32:629:LEU:O	11:A32:678:LYS:NZ	1.69	1.25
2:M:816:ARG:HH12	2:M:849:LEU:CB	1.47	1.25
1:R8:768:LEU:HG	24:D40:1362:VAL:O	1.30	1.25
5:P:322:CYS:HB2	13:V:767:GLU:OE1	1.35	1.25
9:K:792:LEU:CD1	9:K:864:ILE:HD13	1.60	1.25
10:C16:572:ILE:CD1	10:C16:606:MET:HE2	1.65	1.25
14:W:515:CYS:CB	14:W:604:PRO:CD	2.01	1.25

*Continued on next page...*



*Continued from previous page...*

Atom-1	Atom-2	Interatomic distance (Å)	Clash overlap (Å)
10:C:1166:SER:O	10:C:1168:PRO:CD	1.84	1.25
11:A32:212:LYS:HE3	11:A32:585:MET:CE	1.63	1.25
18:B8:786:ASP:OD1	24:D32:1066:VAL:HG13	1.18	1.25
1:R:1290:ILE:HD11	10:C:605:GLU:OE2	1.09	1.25
3:N8:19:MET:HE2	3:N8:23:GLY:C	1.62	1.25
2:M16:844:VAL:CG2	4:T16:660:LEU:CD2	2.13	1.25
5:P:179:TYR:CE1	5:P:437:GLY:HA3	1.69	1.25
8:L16:1096:GLU:OE2	9:K16:998:GLN:HG2	1.16	1.25
10:C24:1699:LYS:NZ	23:J24:722:LEU:CD2	1.98	1.25
21:H8:312:GLN:CG	21:H8:316:ILE:HD11	1.67	1.25
12:A48:212:LYS:HE3	12:A48:585:MET:CE	1.63	1.25
12:A:707:LEU:CG	12:A:767:ARG:HH22	1.50	1.25
18:B8:140:GLN:NE2	18:B8:206:GLU:OE2	1.68	1.25
1:R8:1266:THR:CA	5:P8:684:ARG:NH2	1.98	1.25
6:O:179:LYS:HD3	6:O:183:GLN:CD	1.60	1.25
6:O16:179:LYS:HD3	6:O16:183:GLN:CD	1.59	1.25
8:L16:976:LEU:HD21	9:K16:1004:ARG:CD	1.67	1.25
10:C24:572:ILE:HD11	10:C24:606:MET:CE	1.67	1.25
10:C24:1318:ARG:NH2	10:C24:1396:SER:OG	1.66	1.25
10:C8:1166:SER:O	10:C8:1168:PRO:CD	1.84	1.25
19:4:183:ARG:HH12	19:4:245:GLY:CA	1.50	1.25
20:E8:123:CYS:SG	20:E8:135:ILE:HD13	1.74	1.25
10:C32:572:ILE:HD11	10:C32:606:MET:CE	1.67	1.25
2:M:639:GLN:NE2	3:N:269:LEU:HD13	1.50	1.25
2:M8:816:ARG:HH12	2:M8:849:LEU:CB	1.47	1.25
10:C16:572:ILE:HD11	10:C16:606:MET:CE	1.67	1.25
14:W:590:LEU:CD1	14:W:641:GLU:OE2	1.85	1.25
11:A16:91:GLU:OE2	18:B:1112:LYS:CD	1.83	1.25
18:B:779:LYS:HE3	18:B:847:GLN:NE2	1.50	1.25
18:B8:1575:GLN:HE21	24:D32:1403:LEU:CD2	1.48	1.25
21:H8:267:LYS:NZ	23:J8:631:GLU:OE2	1.70	1.25
10:C32:679:ARG:NH2	10:C32:690:LEU:HD21	1.48	1.25
12:A48:806:GLN:CD	12:A48:847:ARG:HH22	1.45	1.25
2:M:833:GLU:OE1	4:T:667:ILE:HA	1.37	1.24
2:M8:162:ILE:HD11	2:M8:213:LEU:CG	1.66	1.24
2:M8:844:VAL:CG2	4:T8:660:LEU:CD2	2.13	1.24
2:M16:162:ILE:HD11	2:M16:213:LEU:CG	1.66	1.24
9:K8:840:TRP:CZ3	9:K8:907:ILE:HD11	1.70	1.24
10:C16:1453:ARG:NH2	24:D8:1150:GLY:HA3	1.50	1.24
11:A24:707:LEU:CG	11:A24:767:ARG:HH22	1.50	1.24
10:C24:572:ILE:CD1	10:C24:606:MET:HE2	1.65	1.24

*Continued on next page...*

*Continued from previous page...*

Atom-1	Atom-2	Interatomic distance (Å)	Clash overlap (Å)
11:A40:707:LEU:CG	11:A40:767:ARG:HH22	1.50	1.24
11:A32:707:LEU:CG	11:A32:767:ARG:HH22	1.49	1.24
12:A48:707:LEU:CG	12:A48:767:ARG:HH22	1.50	1.24
6:O8:61:LYS:NZ	6:O8:112:ASP:OD1	1.69	1.24
11:A24:212:LYS:HE3	11:A24:585:MET:CE	1.63	1.24
12:A:798:PHE:CE1	12:A:847:ARG:NH1	2.05	1.24
11:A16:445:ASN:HB3	17:F8:65:ARG:CZ	1.68	1.24
11:A16:629:LEU:O	11:A16:678:LYS:NZ	1.69	1.24
11:A32:798:PHE:CE1	11:A32:847:ARG:NH1	2.05	1.24
19:4:250:ILE:CG2	20:E:165:ARG:NH2	1.99	1.24
22:I8:146:SER:CB	23:J8:574:ARG:HH12	1.47	1.24
10:C32:1166:SER:O	10:C32:1168:PRO:CD	1.84	1.24
12:A48:798:PHE:CE1	12:A48:847:ARG:NH1	2.05	1.24
2:M:162:ILE:HD11	2:M:213:LEU:CG	1.66	1.24
3:N:1:MET:HB2	3:N:302:PRO:C	1.61	1.24
11:A40:445:ASN:HB3	17:F16:65:ARG:CZ	1.68	1.24
12:A:642:GLY:HA3	12:A:685:ARG:NH2	1.52	1.24
11:A16:798:PHE:CE1	11:A16:847:ARG:NH1	2.05	1.24
18:B:846:SER:OG	18:B:899:LYS:NZ	1.68	1.24
18:B:1256:THR:CG2	24:D16:1238:GLU:HG3	1.65	1.24
10:C32:668:ALA:C	10:C32:669:GLY:N	1.83	1.24
3:N:19:MET:HE2	3:N:23:GLY:C	1.62	1.24
2:M16:417:ARG:CB	8:L16:298:PHE:HE2	1.49	1.24
5:P:15:LEU:CD2	6:O:309:SER:O	1.84	1.24
8:L:1096:GLU:OE1	9:K:996:MET:O	1.54	1.24
9:K:840:TRP:HZ3	9:K:907:ILE:CD1	1.50	1.24
9:K:1232:LEU:HD21	9:K:1265:ILE:CG2	1.68	1.24
9:K8:840:TRP:HZ3	9:K8:907:ILE:CD1	1.50	1.24
11:A24:35:ARG:NH2	22:I8:282:GLU:OE1	1.70	1.24
11:A24:629:LEU:O	11:A24:678:LYS:NZ	1.69	1.24
12:A:806:GLN:CD	12:A:847:ARG:HH22	1.45	1.24
11:A32:388:VAL:H	11:A32:459:ARG:NH1	1.36	1.24
18:B:786:ASP:OD2	24:D16:1066:VAL:HG22	1.22	1.24
18:B8:410:GLN:HE21	18:B8:538:ARG:NH2	1.32	1.24
24:D:1099:ARG:CZ	24:D:1149:VAL:HG21	1.68	1.24
1:R:983:ARG:O	24:D:1360:ALA:HB1	1.32	1.24
2:M16:401:ARG:NH2	8:L16:381:GLU:HB3	1.53	1.24
9:K8:1232:LEU:HD21	9:K8:1265:ILE:CG2	1.68	1.24
18:B:1529:GLU:OE2	24:D16:1415:LEU:CG	1.85	1.24
3:N16:1:MET:HB2	3:N16:302:PRO:C	1.61	1.23
6:O:61:LYS:NZ	6:O:112:ASP:OD1	1.69	1.23

*Continued on next page...*

*Continued from previous page...*

Atom-1	Atom-2	Interatomic distance (Å)	Clash overlap (Å)
7:Q:124:PHE:HE1	7:Q:125:TYR:OH	1.16	1.23
11:A24:798:PHE:CE1	11:A24:847:ARG:NH1	2.05	1.23
10:C:979:MET:CE	10:C:1028:ILE:HG22	1.63	1.23
11:A32:445:ASN:HB3	17:F24:65:ARG:CZ	1.68	1.23
18:B:410:GLN:HE21	18:B:538:ARG:NH2	1.32	1.23
12:A48:629:LEU:O	12:A48:678:LYS:NZ	1.69	1.23
2:M8:628:LEU:HD13	3:N8:223:GLY:O	1.35	1.23
5:P8:15:LEU:CD2	6:O8:309:SER:O	1.84	1.23
5:P16:15:LEU:CD2	6:O16:309:SER:O	1.85	1.23
6:O16:61:LYS:NZ	6:O16:112:ASP:OD1	1.69	1.23
10:C16:565:ARG:CD	10:C16:568:TRP:CE3	2.22	1.23
10:C24:1348:LEU:HD13	10:C24:1359:ILE:CD1	1.68	1.23
11:A40:35:ARG:NH2	22:I16:282:GLU:OE1	1.70	1.23
10:C:407:LYS:CD	10:C:465:PHE:CZ	2.21	1.23
11:A16:806:GLN:CD	11:A16:847:ARG:HH22	1.45	1.23
18:B8:779:LYS:HE3	18:B8:847:GLN:NE2	1.50	1.23
21:H16:267:LYS:NZ	23:J16:631:GLU:OE2	1.70	1.23
24:D:405:GLN:CD	24:D16:10:ARG:NE	1.71	1.23
24:D40:839:GLU:OE2	24:D40:971:HIS:CG	1.92	1.23
2:M16:627:TYR:CE1	3:N16:166:ALA:O	1.91	1.23
8:L16:851:PRO:CG	9:K16:1283:PRO:CB	1.90	1.23
10:C24:565:ARG:CD	10:C24:568:TRP:CE3	2.21	1.23
11:A40:474:LEU:HD13	24:D32:1099:ARG:NH2	1.52	1.23
11:A40:798:PHE:CE1	11:A40:847:ARG:NH1	2.05	1.23
11:A16:676:TYR:CE2	24:D16:1396:PRO:HD2	1.73	1.23
11:A16:707:LEU:CG	11:A16:767:ARG:HH22	1.49	1.23
21:H:312:GLN:CG	21:H:316:ILE:HD11	1.67	1.23
21:H8:322:LEU:HB3	22:I8:300:LEU:CD1	1.69	1.23
22:I24:131:ARG:HG3	23:J24:557:ARG:CZ	1.69	1.23
10:C16:1166:SER:O	10:C16:1168:PRO:CD	1.84	1.23
11:A24:806:GLN:CD	11:A24:847:ARG:HH22	1.45	1.23
11:A40:388:VAL:H	11:A40:459:ARG:NH1	1.36	1.23
11:A40:629:LEU:O	11:A40:678:LYS:NZ	1.69	1.23
10:C8:572:ILE:HD11	10:C8:606:MET:CE	1.67	1.23
11:A32:806:GLN:CD	11:A32:847:ARG:HH22	1.45	1.23
21:H16:312:GLN:CG	21:H16:316:ILE:HD11	1.67	1.23
2:M8:639:GLN:NE2	3:N8:269:LEU:HD13	1.50	1.23
2:M8:669:ALA:HB2	2:M8:684:GLN:NE2	1.51	1.23
2:M16:231:ARG:NE	2:M16:299:GLY:CA	2.01	1.23
8:L16:976:LEU:CD2	9:K16:1004:ARG:CD	2.15	1.23
9:K:916:LYS:CG	9:K:919:MET:HE2	1.67	1.23

*Continued on next page...*

*Continued from previous page...*

Atom-1	Atom-2	Interatomic distance (Å)	Clash overlap (Å)
11:A24:803:PRO:CB	24:D8:1401:LEU:HD12	1.66	1.23
10:C24:1166:SER:O	10:C24:1168:PRO:CD	1.84	1.23
10:C:572:ILE:HD11	10:C:606:MET:CE	1.67	1.23
10:C:960:PHE:HZ	10:C:1138:GLU:OE2	1.22	1.23
19:48:250:ILE:CG2	20:E8:165:ARG:NH2	1.99	1.23
2:M:399:THR:CB	2:M:480:ARG:HH21	1.52	1.22
8:L8:605:MET:SD	8:L8:631:LEU:HD12	1.79	1.22
10:C24:1272:GLN:OE1	10:C24:1289:LYS:HD2	1.32	1.22
14:W:715:ASP:CA	10:C8:1568:ARG:NH1	2.00	1.22
21:H:322:LEU:HB3	22:I:300:LEU:CD1	1.69	1.22
24:D:409:LEU:HD13	24:D16:746:ALA:N	1.50	1.22
2:M8:351:ALA:CB	8:L8:219:ILE:HG21	1.66	1.22
5:P:600:PHE:CE2	5:P:638:SER:HB2	1.69	1.22
9:K8:1085:TYR:OH	9:K8:1093:SER:HA	1.05	1.22
11:A24:445:ASN:CG	17:F:65:ARG:HH12	1.46	1.22
18:B8:846:SER:OG	18:B8:899:LYS:NZ	1.68	1.22
18:B8:1110:LEU:CD2	21:H24:326:GLY:HA2	1.70	1.22
12:A48:388:VAL:H	12:A48:459:ARG:NH1	1.36	1.22
1:R:1185:THR:HG21	24:D:1462:PHE:CZ	1.75	1.22
3:N8:1:MET:HB2	3:N8:302:PRO:C	1.61	1.22
11:A24:445:ASN:HB3	17:F:65:ARG:CZ	1.68	1.22
10:C24:1814:LYS:HZ1	23:J24:738:MET:CB	1.49	1.22
12:A:388:VAL:H	12:A:459:ARG:NH1	1.36	1.22
14:W:516:GLN:CA	14:W:604:PRO:O	1.88	1.22
11:A16:445:ASN:CB	17:F8:65:ARG:HH12	1.43	1.22
11:A16:676:TYR:OH	24:D16:1395:SER:HA	1.08	1.22
11:A16:676:TYR:CE2	24:D16:1395:SER:HA	1.74	1.22
19:48:183:ARG:HH12	19:48:245:GLY:CA	1.50	1.22
21:H24:322:LEU:HB3	22:I24:300:LEU:CD1	1.69	1.22
24:D24:857:THR:HB	24:D24:885:TYR:OH	1.35	1.22
3:N16:19:MET:HE2	3:N16:23:GLY:C	1.62	1.22
8:L8:605:MET:SD	8:L8:631:LEU:CD1	2.27	1.22
10:C16:1348:LEU:HD13	10:C16:1359:ILE:CD1	1.68	1.22
14:W:711:ARG:HD2	10:C8:1609:ASP:OD2	1.29	1.22
11:A16:35:ARG:NH2	22:I:282:GLU:OE1	1.70	1.22
19:4:365:GLU:OE2	19:4:442:ARG:NH2	1.67	1.22
21:H24:312:GLN:CG	21:H24:316:ILE:HD11	1.67	1.22
7:Q8:343:PRO:O	7:Q8:360:ARG:NH2	1.72	1.22
10:C16:65:PRO:HG2	10:C16:96:ARG:NH2	1.55	1.22
10:C16:1074:LEU:CD1	10:C16:1075:ASP:HA	1.68	1.22
11:A24:388:VAL:H	11:A24:459:ARG:NH1	1.36	1.22

*Continued on next page...*

*Continued from previous page...*

Atom-1	Atom-2	Interatomic distance (Å)	Clash overlap (Å)
10:C24:65:PRO:HG2	10:C24:96:ARG:NH2	1.54	1.22
10:C:1272:GLN:OE1	10:C:1289:LYS:HD2	1.32	1.22
11:A32:35:ARG:NH2	22:I24:282:GLU:OE1	1.70	1.22
18:B:1156:GLN:HA	18:B:1382:LYS:NZ	1.55	1.22
2:M:628:LEU:HD13	3:N:223:GLY:O	1.35	1.21
2:M16:844:VAL:HG22	4:T16:660:LEU:CD2	1.70	1.21
7:Q16:343:PRO:O	7:Q16:360:ARG:NH2	1.72	1.21
10:C24:1166:SER:O	10:C24:1168:PRO:HD3	1.04	1.21
11:A40:806:GLN:CD	11:A40:847:ARG:HH22	1.45	1.21
10:C:565:ARG:CD	10:C:568:TRP:CE3	2.22	1.21
2:M:202:LYS:HE2	2:M:206:SER:OG	1.41	1.21
2:M8:399:THR:CB	2:M8:480:ARG:HH21	1.52	1.21
2:M16:399:THR:CB	2:M16:480:ARG:HH21	1.52	1.21
2:M16:544:LEU:CG	2:M16:586:ALA:HB1	1.69	1.21
8:L16:1071:LEU:CD1	9:K16:1284:MET:SD	2.27	1.21
10:C16:1272:GLN:OE1	10:C16:1289:LYS:HD2	1.32	1.21
13:V:902:MET:CE	14:W:777:LEU:CD2	2.11	1.21
10:C8:1010:ALA:N	10:C8:1192:ARG:HH22	1.37	1.21
22:I8:131:ARG:HG3	23:J8:557:ARG:CZ	1.69	1.21
21:H16:322:LEU:HB3	22:I16:300:LEU:CD1	1.69	1.21
14:W:649:LEU:CD2	15:J:575:ILE:CD1	2.19	1.21
10:C:65:PRO:HG2	10:C:96:ARG:NH2	1.54	1.21
11:A16:388:VAL:H	11:A16:459:ARG:NH1	1.36	1.21
11:A32:90:PHE:CE2	18:B8:1788:ILE:HG23	1.74	1.21
18:B8:779:LYS:CE	18:B8:847:GLN:NE2	2.04	1.21
22:I:131:ARG:HG3	23:J32:557:ARG:CZ	1.68	1.21
2:M16:627:TYR:CZ	3:N16:166:ALA:O	1.94	1.21
9:K:1248:LEU:HD11	9:K:1265:ILE:CD1	1.70	1.21
9:K8:1085:TYR:CZ	9:K8:1093:SER:HA	1.75	1.21
10:C16:390:HIS:CE1	10:C16:449:GLU:HB3	1.76	1.21
10:C16:1166:SER:O	10:C16:1168:PRO:HD3	1.04	1.21
10:C:153:ALA:CB	24:D:1403:LEU:CG	2.16	1.21
11:A16:445:ASN:CG	17:F8:65:ARG:HH12	1.47	1.21
21:H24:267:LYS:NZ	23:J24:631:GLU:OE2	1.70	1.21
10:C32:65:PRO:HG2	10:C32:96:ARG:NH2	1.54	1.21
1:R:1326:GLY:HA3	10:C:1154:TRP:NE1	1.55	1.21
1:R8:1265:PHE:CE2	1:R8:1269:LEU:CD1	2.23	1.21
2:M16:231:ARG:CZ	2:M16:299:GLY:HA2	1.69	1.21
9:K8:1248:LEU:HD11	9:K8:1265:ILE:CD1	1.69	1.21
18:B8:1110:LEU:CD2	21:H24:326:GLY:N	2.01	1.21
1:R8:1449:TRP:CZ3	2:M8:160:LEU:CD1	2.24	1.20

*Continued on next page...*

*Continued from previous page...*

Atom-1	Atom-2	Interatomic distance (Å)	Clash overlap (Å)
2:M8:202:LYS:HE2	2:M8:206:SER:OG	1.41	1.20
2:M16:672:TYR:CB	2:M16:680:LYS:CD	2.17	1.20
8:L8:976:LEU:HD23	9:K8:1004:ARG:CD	1.57	1.20
10:C16:390:HIS:HD2	10:C16:452:LEU:CB	1.50	1.20
10:C16:667:ILE:CD1	10:C16:697:HIS:CE1	2.23	1.20
11:A32:445:ASN:CG	17:F24:65:ARG:HH12	1.46	1.20
18:B8:1110:LEU:CD2	21:H24:326:GLY:CA	2.19	1.20
22:I16:131:ARG:HG3	23:J16:557:ARG:CZ	1.69	1.20
10:C32:1272:GLN:OE1	10:C32:1289:LYS:NZ	1.75	1.20
1:R16:1449:TRP:CZ3	2:M16:160:LEU:CD1	2.24	1.20
9:K8:1153:ALA:O	9:K8:1220:ASN:OD1	1.60	1.20
14:W:631:TYR:CE2	15:J:554:LEU:HD21	1.75	1.20
14:W:638:VAL:HG11	15:J:561:PHE:CZ	1.76	1.20
10:C:667:ILE:CD1	10:C:697:HIS:CE1	2.23	1.20
10:C8:65:PRO:HG2	10:C8:96:ARG:NH2	1.54	1.20
18:B:786:ASP:OD2	24:D16:1066:VAL:HA	1.42	1.20
21:H:267:LYS:NZ	23:J32:631:GLU:OE2	1.70	1.20
1:R:1449:TRP:CZ3	2:M:160:LEU:CD1	2.24	1.20
11:A16:676:TYR:CZ	24:D16:1395:SER:CA	2.20	1.20
21:H24:160:ARG:NH2	21:H24:187:GLU:O	1.75	1.20
1:R8:1124:TRP:CZ2	4:T8:669:PRO:HG3	1.77	1.20
2:M16:428:SER:HB2	8:L16:355:SER:OG	1.11	1.20
7:Q:343:PRO:O	7:Q:360:ARG:NH2	1.72	1.20
10:C24:1547:LYS:HZ3	24:D24:1405:GLY:N	1.36	1.20
11:A40:445:ASN:CG	17:F16:65:ARG:HH12	1.46	1.20
18:B:1110:LEU:CD2	21:H:326:GLY:CA	2.19	1.20
21:H16:139:ASP:OD1	21:H16:140:PRO:HD2	1.42	1.20
24:D40:1109:LEU:HD13	24:D40:1127:ARG:CG	1.72	1.20
2:M8:428:SER:CB	8:L8:355:SER:OG	1.89	1.20
2:M16:351:ALA:HB1	8:L16:219:ILE:CG2	1.69	1.20
12:A:153:ARG:HG2	10:C8:74:ASP:OD1	1.38	1.20
10:C32:1166:SER:O	10:C32:1168:PRO:HD3	1.04	1.20
2:M8:816:ARG:NH1	2:M8:849:LEU:HB3	1.56	1.19
2:M16:340:GLU:OE1	4:T8:635:ALA:HB1	1.40	1.19
2:M16:833:GLU:OE1	4:T16:667:ILE:HA	1.37	1.19
6:O8:119:ARG:NH2	6:O8:182:GLU:HG2	1.56	1.19
10:C16:1010:ALA:N	10:C16:1192:ARG:HH22	1.37	1.19
10:C24:667:ILE:CD1	10:C24:697:HIS:CE1	2.23	1.19
10:C8:1348:LEU:HD13	10:C8:1359:ILE:CD1	1.68	1.19
24:D8:857:THR:CG2	24:D8:885:TYR:OH	1.89	1.19
2:M8:844:VAL:HG22	4:T8:660:LEU:CD2	1.70	1.19

*Continued on next page...*



*Continued from previous page...*

Atom-1	Atom-2	Interatomic distance (Å)	Clash overlap (Å)
2:M16:816:ARG:NH1	2:M16:849:LEU:HB3	1.56	1.19
10:C24:407:LYS:CE	10:C24:465:PHE:HZ	1.48	1.19
14:W:517:GLU:N	14:W:605:ASN:HA	0.94	1.19
10:C:35:ASN:OD1	24:D:1148:LEU:CD1	1.90	1.19
11:A16:137:GLU:CG	18:B:1901:GLN:HE22	1.54	1.19
18:B:779:LYS:CE	18:B:847:GLN:NE2	2.04	1.19
21:H:160:ARG:NH2	21:H:187:GLU:O	1.75	1.19
1:R:1428:VAL:CG2	6:O:165:LYS:HE3	1.69	1.19
2:M:377:ARG:NH1	2:M:477:ASP:HB3	1.57	1.19
6:O16:119:ARG:NH2	6:O16:182:GLU:HG2	1.56	1.19
9:K:1085:TYR:CZ	9:K:1093:SER:HA	1.75	1.19
9:K:1153:ALA:O	9:K:1220:ASN:OD1	1.60	1.19
10:C16:1688:ARG:HG3	23:J32:735:LYS:CE	1.71	1.19
10:C16:1699:LYS:NZ	23:J32:722:LEU:CD2	2.03	1.19
10:C8:1272:GLN:OE1	10:C8:1289:LYS:NZ	1.75	1.19
11:A32:90:PHE:CD2	18:B8:1788:ILE:HG23	1.78	1.19
18:B:349:PHE:CE1	18:B:353:ILE:HD11	1.76	1.19
18:B8:349:PHE:CE1	18:B8:353:ILE:HD11	1.76	1.19
18:B8:1419:LYS:HG3	18:B8:1468:PHE:CE1	1.77	1.19
2:M8:833:GLU:OE1	4:T8:667:ILE:HA	1.37	1.19
9:K:1085:TYR:OH	9:K:1093:SER:HA	1.05	1.19
10:C8:578:LEU:O	10:C8:584:ILE:HD12	1.43	1.19
18:B8:1156:GLN:HA	18:B8:1382:LYS:NZ	1.55	1.19
21:H16:160:ARG:NH2	21:H16:187:GLU:O	1.75	1.19
1:R:1324:ASP:OD1	10:C:1180:ILE:HD12	1.33	1.19
1:R16:1124:TRP:CZ2	4:T16:669:PRO:HG3	1.77	1.19
10:C24:578:LEU:O	10:C24:584:ILE:HD12	1.42	1.19
10:C24:1271:PHE:CE2	10:C24:1284:ASP:HB3	1.78	1.19
11:A16:91:GLU:HB3	18:B:1112:LYS:HE2	1.24	1.19
18:B:1419:LYS:HG3	18:B:1468:PHE:CE1	1.77	1.19
18:B8:1529:GLU:OE2	24:D32:1415:LEU:HD11	1.26	1.19
19:4:189:LEU:HD13	19:4:203:LEU:CD2	1.71	1.19
21:H8:160:ARG:NH2	21:H8:187:GLU:O	1.75	1.19
1:R:768:LEU:HG	24:D:1362:VAL:O	1.02	1.18
2:M8:625:HIS:HA	3:N8:165:GLY:HA2	1.25	1.18
2:M16:377:ARG:NH1	2:M16:477:ASP:HB3	1.57	1.18
6:O:119:ARG:NH2	6:O:182:GLU:HG2	1.56	1.18
9:K:847:LEU:HD21	9:K:910:SER:OG	1.42	1.18
11:A40:474:LEU:CD1	24:D32:1099:ARG:NH2	2.05	1.18
12:A:560:MET:CE	12:A:615:GLN:NE2	2.07	1.18
10:C:1272:GLN:OE1	10:C:1289:LYS:NZ	1.75	1.18

*Continued on next page...*

*Continued from previous page...*

Atom-1	Atom-2	Interatomic distance (Å)	Clash overlap (Å)
11:A16:90:PHE:CD1	18:B:1788:ILE:CG2	2.20	1.18
18:B:86:LYS:CG	18:B:123:LEU:HD11	1.71	1.18
18:B8:86:LYS:CG	18:B8:123:LEU:HD11	1.71	1.18
10:C16:407:LYS:CE	10:C16:465:PHE:HZ	1.48	1.18
10:C16:1271:PHE:CE2	10:C16:1284:ASP:HB3	1.78	1.18
11:A24:645:GLU:HG2	24:D16:867:ASP:CG	1.69	1.18
11:A40:440:LEU:CB	11:A40:443:LEU:HD12	1.73	1.18
10:C:1166:SER:O	10:C:1168:PRO:HD3	1.04	1.18
10:C:1271:PHE:CE2	10:C:1284:ASP:HB3	1.78	1.18
10:C8:1272:GLN:OE1	10:C8:1289:LYS:HD2	1.32	1.18
11:A32:137:GLU:CG	18:B8:1901:GLN:HE22	1.54	1.18
18:B:786:ASP:OD2	24:D16:1066:VAL:CB	1.85	1.18
20:E8:434:TRP:CE2	24:D40:72:GLU:HB3	1.79	1.18
21:H:139:ASP:OD1	21:H:140:PRO:HD2	1.41	1.18
10:C32:1272:GLN:OE1	10:C32:1289:LYS:HD2	1.32	1.18
1:R:1124:TRP:CZ2	4:T:669:PRO:HG3	1.77	1.18
10:C16:643:LEU:HD21	10:C16:675:ASP:OD2	1.02	1.18
10:C16:1272:GLN:OE1	10:C16:1289:LYS:NZ	1.75	1.18
10:C8:1166:SER:O	10:C8:1168:PRO:HD3	1.04	1.18
11:A16:212:LYS:HE3	11:A16:585:MET:CE	1.63	1.18
18:B:1436:PRO:HB3	24:D16:1259:SER:O	1.42	1.18
19:48:189:LEU:HD13	19:48:203:LEU:CD2	1.71	1.18
10:C32:499:LEU:HD23	10:C32:505:PHE:HE2	1.08	1.18
10:C24:620:PRO:HB3	10:C24:636:VAL:CG1	1.74	1.18
12:A:257:GLN:NE2	12:A:263:ASP:OD1	1.77	1.18
10:C32:1271:PHE:CE2	10:C32:1284:ASP:HB3	1.78	1.18
2:M:672:TYR:CG	2:M:680:LYS:NZ	2.11	1.18
1:R8:982:GLU:OE1	24:D40:1436:ARG:CB	1.90	1.18
8:L:1081:MET:SD	9:K:1083:ILE:HG22	1.83	1.18
9:K:581:ASP:HB3	9:K:625:ARG:NH2	1.58	1.18
10:C16:1548:ILE:CD1	24:D8:1407:PHE:CE2	2.13	1.18
10:C24:643:LEU:HD21	10:C24:675:ASP:OD2	1.02	1.18
10:C24:1272:GLN:OE1	10:C24:1289:LYS:NZ	1.75	1.18
11:A40:257:GLN:NE2	11:A40:263:ASP:OD1	1.77	1.18
11:A32:326:TYR:CD1	17:F24:77:TYR:CB	2.27	1.18
18:B:786:ASP:OD2	24:D16:1066:VAL:CA	1.92	1.18
21:H:269:PHE:CE1	22:I:205:ARG:NH1	2.12	1.18
21:H24:139:ASP:OD1	21:H24:140:PRO:HD2	1.42	1.18
21:H24:269:PHE:CE1	22:I24:205:ARG:NH1	2.12	1.18
10:C32:578:LEU:O	10:C32:584:ILE:HD12	1.42	1.18
5:P:303:LYS:HE3	14:W:84:PRO:O	1.43	1.17

*Continued on next page...*



*Continued from previous page...*

Atom-1	Atom-2	Interatomic distance (Å)	Clash overlap (Å)
8:L16:1030:LEU:CD2	9:K16:1285:GLU:OE1	1.90	1.17
9:K:916:LYS:CG	9:K:919:MET:CE	2.21	1.17
11:A24:326:TYR:CD1	17:F:77:TYR:CB	2.27	1.17
12:A:440:LEU:CB	12:A:443:LEU:HD12	1.73	1.17
13:V:787:ILE:HD12	15:J:592:VAL:HG13	1.25	1.17
10:C:578:LEU:O	10:C:584:ILE:HD12	1.43	1.17
10:C8:1271:PHE:CE2	10:C8:1284:ASP:HB3	1.78	1.17
11:A16:257:GLN:NE2	11:A16:263:ASP:OD1	1.77	1.17
18:B8:786:ASP:CG	24:D32:1066:VAL:CG2	2.09	1.17
18:B8:1436:PRO:HB3	24:D32:1259:SER:O	1.44	1.17
1:R:1424:LYS:HD3	6:O:107:SER:OG	1.44	1.17
2:M:816:ARG:NH1	2:M:849:LEU:HB3	1.57	1.17
1:R16:1078:SER:CB	5:P16:713:LEU:HD21	1.73	1.17
5:P:109:ILE:CG1	14:W:18:PRO:HG2	1.69	1.17
5:P:318:THR:HG22	13:V:763:LYS:NZ	1.57	1.17
7:Q:341:GLN:CG	10:C8:751:ARG:NH1	1.97	1.17
9:K8:1085:TYR:HE1	9:K8:1093:SER:CB	1.42	1.17
10:C24:848:CYS:HA	10:C24:906:ARG:HH22	1.09	1.17
12:A:153:ARG:CG	10:C8:74:ASP:OD1	1.92	1.17
10:C:620:PRO:HB3	10:C:636:VAL:CG1	1.74	1.17
10:C8:620:PRO:HB3	10:C8:636:VAL:CG1	1.74	1.17
10:C32:643:LEU:HD21	10:C32:675:ASP:OD2	1.02	1.17
2:M8:627:TYR:HB3	3:N8:167:LEU:HD12	1.23	1.17
2:M16:202:LYS:HE2	2:M16:206:SER:OG	1.41	1.17
9:K8:847:LEU:HD21	9:K8:910:SER:OG	1.42	1.17
10:C16:586:PRO:HD2	10:C16:650:ARG:NH1	1.60	1.17
10:C16:1548:ILE:CG1	24:D8:1407:PHE:HE2	1.57	1.17
10:C24:453:LEU:HD23	10:C24:459:LEU:HD11	1.18	1.17
10:C24:565:ARG:NH2	10:C24:569:PHE:HD2	1.41	1.17
10:C:667:ILE:O	10:C:668:ALA:C	1.68	1.17
10:C8:586:PRO:HD2	10:C8:650:ARG:NH1	1.60	1.17
11:A32:560:MET:CE	11:A32:615:GLN:NE2	2.07	1.17
12:A48:440:LEU:CB	12:A48:443:LEU:HD12	1.73	1.17
2:M8:377:ARG:NH1	2:M8:477:ASP:HB3	1.57	1.17
5:P8:105:ARG:NH1	5:P8:130:VAL:HG13	1.58	1.17
9:K:788:LEU:HD22	9:K:856:ILE:HD11	1.27	1.17
11:A24:645:GLU:CD	24:D16:867:ASP:OD1	1.85	1.17
10:C24:499:LEU:HD23	10:C24:505:PHE:HE2	1.08	1.17
10:C:643:LEU:CD1	10:C:679:ARG:NH1	2.08	1.17
10:C:643:LEU:HD21	10:C:675:ASP:OD2	1.02	1.17
11:A16:560:MET:CE	11:A16:615:GLN:NE2	2.07	1.17

*Continued on next page...*

*Continued from previous page...*

Atom-1	Atom-2	Interatomic distance (Å)	Clash overlap (Å)
1:R:1360:GLN:HG2	10:C:605:GLU:O	1.45	1.17
7:Q8:124:PHE:CD1	7:Q8:125:TYR:CZ	2.33	1.17
9:K:1085:TYR:HE1	9:K:1093:SER:CB	1.42	1.17
10:C16:643:LEU:CD2	10:C16:675:ASP:OD2	1.92	1.17
10:C24:1814:LYS:HE2	23:J24:738:MET:SD	1.85	1.17
11:A40:103:GLU:OE1	21:H16:323:TYR:OH	1.60	1.17
11:A40:326:TYR:CD1	17:F16:77:TYR:CB	2.27	1.17
12:A:212:LYS:HE3	12:A:585:MET:CE	1.63	1.17
14:W:627:PHE:CZ	15:J:554:LEU:HD13	1.79	1.17
15:J:677:GLY:O	15:J:678:GLY:O	1.63	1.17
10:C8:345:MET:CE	10:C8:401:ILE:HD13	1.75	1.17
11:A16:326:TYR:CD1	17:F8:77:TYR:CB	2.27	1.17
11:A32:440:LEU:CB	11:A32:443:LEU:HD12	1.73	1.17
19:48:183:ARG:NH1	19:48:245:GLY:HA3	1.60	1.17
21:H:366:MET:CE	22:I:332:MET:HE3	1.75	1.17
21:H16:255:LEU:HD12	23:J16:655:GLU:OE2	1.42	1.17
21:H16:269:PHE:CE1	22:I16:205:ARG:NH1	2.12	1.17
24:D:307:GLY:O	24:D16:753:ARG:NH2	1.78	1.17
10:C32:1010:ALA:N	10:C32:1192:ARG:HH22	1.37	1.17
2:M:627:TYR:HB3	3:N:167:LEU:HD12	1.22	1.16
10:C16:565:ARG:NH2	10:C16:569:PHE:HD2	1.41	1.16
11:A40:212:LYS:HE3	11:A40:585:MET:CE	1.63	1.16
11:A32:257:GLN:NE2	11:A32:263:ASP:OD1	1.77	1.16
18:B8:786:ASP:OD2	24:D32:1066:VAL:HG22	1.00	1.16
19:48:357:LYS:NZ	19:48:411:LEU:O	1.75	1.16
10:C32:643:LEU:CD2	10:C32:675:ASP:OD2	1.93	1.16
8:L:601:HIS:CE1	8:L:631:LEU:CD2	2.28	1.16
10:C16:1547:LYS:HZ3	24:D8:1405:GLY:N	1.41	1.16
10:C8:499:LEU:HD23	10:C8:505:PHE:HE2	1.08	1.16
11:A16:90:PHE:CD2	18:B:1788:ILE:HG23	1.80	1.16
11:A32:104:TYR:OH	18:B8:1102:LYS:NZ	1.78	1.16
11:A32:154:ILE:CD1	18:B8:1842:VAL:HG13	1.75	1.16
19:4:357:LYS:NZ	19:4:411:LEU:O	1.75	1.16
20:E8:353:ILE:HD12	20:E8:413:PHE:CD2	1.79	1.16
21:H8:269:PHE:CE1	22:I8:205:ARG:NH1	2.12	1.16
21:H8:366:MET:CE	22:I8:332:MET:HE3	1.75	1.16
12:A48:257:GLN:NE2	12:A48:263:ASP:OD1	1.77	1.16
1:R:1269:LEU:CD1	5:P:684:ARG:CD	2.24	1.16
1:R8:1466:LYS:CD	6:O8:160:LEU:HD22	1.74	1.16
5:P16:112:LEU:HD22	5:P16:122:TYR:CD1	1.65	1.16
5:P16:112:LEU:HD21	5:P16:122:TYR:CG	1.80	1.16

*Continued on next page...*

*Continued from previous page...*

Atom-1	Atom-2	Interatomic distance (Å)	Clash overlap (Å)
9:K8:847:LEU:CD2	9:K8:910:SER:OG	1.93	1.16
10:C16:578:LEU:O	10:C16:584:ILE:HD12	1.43	1.16
10:C16:668:ALA:HA	10:C16:700:MET:HE1	1.21	1.16
11:A24:440:LEU:CB	11:A24:443:LEU:HD12	1.73	1.16
11:A40:748:GLU:CB	24:D24:1398:ARG:HH12	1.58	1.16
14:W:586:ILE:CD1	15:J:572:ASP:HB2	1.74	1.16
11:A16:440:LEU:CB	11:A16:443:LEU:HD12	1.73	1.16
18:B:609:TYR:CD2	18:B:610:VAL:HG22	1.79	1.16
21:H8:255:LEU:HD12	23:J8:655:GLU:OE2	1.42	1.16
21:H16:366:MET:CE	22:I16:332:MET:HE3	1.75	1.16
5:P8:55:ARG:NH1	5:P8:64:ASP:HB2	1.59	1.16
7:Q16:124:PHE:CD1	7:Q16:125:TYR:CZ	2.33	1.16
9:K8:581:ASP:HB3	9:K8:625:ARG:NH2	1.58	1.16
10:C16:453:LEU:HD23	10:C16:459:LEU:HD11	1.17	1.16
10:C24:643:LEU:CD2	10:C24:675:ASP:OD2	1.93	1.16
11:A40:474:LEU:HD13	24:D32:1099:ARG:NH1	1.60	1.16
18:B8:609:TYR:CD2	18:B8:610:VAL:HG22	1.80	1.16
10:C32:407:LYS:CE	10:C32:465:PHE:HZ	1.48	1.16
10:C32:620:PRO:HB3	10:C32:636:VAL:CG1	1.74	1.16
10:C32:1348:LEU:HD13	10:C32:1359:ILE:CD1	1.68	1.16
4:T16:386:HIS:CD2	4:T16:386:HIS:NE2	2.13	1.16
4:T16:386:HIS:CE1	4:T16:386:HIS:ND1	2.14	1.16
5:P:55:ARG:NH1	5:P:64:ASP:HB2	1.59	1.16
8:L8:270:LEU:CD2	12:A48:155:SER:CB	2.23	1.16
9:K:847:LEU:CD2	9:K:910:SER:OG	1.93	1.16
10:C16:620:PRO:HB3	10:C16:636:VAL:CG1	1.74	1.16
11:A24:465:SER:HB3	24:D16:1100:GLN:HE22	1.03	1.16
10:C24:407:LYS:CE	10:C24:465:PHE:CE2	2.26	1.16
10:C24:668:ALA:HA	10:C24:700:MET:HE1	1.21	1.16
10:C24:1708:ARG:NH1	21:H24:279:GLU:CD	2.01	1.16
14:W:715:ASP:OD1	10:C8:1568:ARG:CD	1.93	1.16
10:C:586:PRO:HD2	10:C:650:ARG:NH1	1.60	1.16
20:E:353:ILE:HD12	20:E:413:PHE:CD2	1.79	1.16
21:H:255:LEU:HD12	23:J32:655:GLU:OE2	1.42	1.16
21:H8:139:ASP:OD1	21:H8:140:PRO:HD2	1.42	1.16
21:H24:255:LEU:HD12	23:J24:655:GLU:OE2	1.42	1.16
4:T8:386:HIS:ND1	4:T8:386:HIS:CE1	2.14	1.15
5:P:398:LYS:HB2	5:P:426:MET:CE	1.76	1.15
5:P16:57:PRO:HB2	6:O16:29:LEU:HD11	1.20	1.15
12:A:642:GLY:CA	12:A:685:ARG:NH2	2.08	1.15
10:C:1348:LEU:HD13	10:C:1359:ILE:CD1	1.68	1.15

*Continued on next page...*

*Continued from previous page...*

Atom-1	Atom-2	Interatomic distance (Å)	Clash overlap (Å)
11:A16:104:TYR:OH	18:B:1102:LYS:NZ	1.78	1.15
18:B:1768:ILE:HG22	18:B:1770:THR:HG22	1.21	1.15
2:M:202:LYS:CE	2:M:206:SER:OG	1.95	1.15
3:N16:4:GLN:HE22	3:N16:44:GLY:HA2	1.11	1.15
5:P:109:ILE:CD1	14:W:18:PRO:CG	2.25	1.15
12:A:440:LEU:HB2	12:A:443:LEU:HD12	1.24	1.15
14:W:586:ILE:HD11	15:J:572:ASP:HB2	1.24	1.15
10:C:565:ARG:NH2	10:C:569:PHE:HD2	1.40	1.15
10:C8:572:ILE:CD1	10:C8:606:MET:CE	2.24	1.15
24:D:400:VAL:HB	24:D16:751:MET:CE	1.76	1.15
24:D:403:ARG:HB3	24:D16:748:GLU:OE1	1.44	1.15
10:C32:228:ARG:NH2	10:C32:277:SER:OG	1.80	1.15
10:C32:586:PRO:HD2	10:C32:650:ARG:NH1	1.60	1.15
3:N8:162:THR:HG23	3:N8:168:VAL:HG22	1.29	1.15
3:N16:208:LYS:NZ	3:N16:252:GLY:O	1.80	1.15
5:P:322:CYS:O	13:V:767:GLU:OE2	1.62	1.15
8:L16:1026:ARG:HD2	9:K16:1284:MET:HG2	1.22	1.15
9:K8:788:LEU:HD22	9:K8:856:ILE:HD11	1.27	1.15
10:C16:848:CYS:HA	10:C16:906:ARG:HH22	1.09	1.15
11:A24:257:GLN:NE2	11:A24:263:ASP:OD1	1.77	1.15
11:A24:560:MET:CE	11:A24:615:GLN:NE2	2.07	1.15
11:A40:560:MET:CE	11:A40:615:GLN:NE2	2.07	1.15
10:C:668:ALA:HA	10:C:700:MET:CE	1.77	1.15
11:A16:154:ILE:CD1	18:B:1842:VAL:HG13	1.75	1.15
20:E:355:PRO:HA	20:E:454:MET:HE1	1.15	1.15
21:H8:231:HIS:CD2	23:J8:596:GLN:HE21	1.57	1.15
12:A48:440:LEU:HB2	12:A48:443:LEU:CD1	1.77	1.15
2:M16:544:LEU:HD11	2:M16:586:ALA:O	1.47	1.15
4:T8:386:HIS:NE2	4:T8:386:HIS:CD2	2.13	1.15
9:K:916:LYS:O	9:K:919:MET:HG2	1.47	1.15
9:K8:1085:TYR:CE1	9:K8:1093:SER:CA	2.29	1.15
10:C16:668:ALA:HA	10:C16:700:MET:CE	1.77	1.15
10:C16:1664:SER:N	10:C24:1568:ARG:HH21	1.43	1.15
10:C24:586:PRO:HD2	10:C24:650:ARG:NH1	1.60	1.15
14:W:513:SER:O	14:W:607:ARG:NH1	1.77	1.15
14:W:711:ARG:HH11	10:C8:1609:ASP:CB	1.58	1.15
10:C:345:MET:CE	10:C:401:ILE:HD13	1.75	1.15
18:B:583:ARG:NH1	18:B:711:CYS:HB2	1.61	1.15
1:R8:1188:TYR:CZ	24:D40:1459:LEU:HB3	1.81	1.15
1:R8:1466:LYS:CB	6:O8:160:LEU:HD13	1.76	1.15
4:T:386:HIS:NE2	4:T:386:HIS:CD2	2.13	1.15

*Continued on next page...*

*Continued from previous page...*

Atom-1	Atom-2	Interatomic distance (Å)	Clash overlap (Å)
5:P:398:LYS:CB	5:P:426:MET:HE2	1.76	1.15
9:K:1085:TYR:CE1	9:K:1093:SER:CA	2.29	1.15
9:K8:788:LEU:CD2	9:K8:856:ILE:HD11	1.77	1.15
10:C16:228:ARG:NH2	10:C16:277:SER:OG	1.80	1.15
10:C16:1664:SER:N	10:C24:1568:ARG:NH2	1.93	1.15
10:C24:228:ARG:NH2	10:C24:277:SER:OG	1.80	1.15
10:C:643:LEU:CD2	10:C:675:ASP:OD2	1.92	1.15
10:C8:228:ARG:NH2	10:C8:277:SER:OG	1.80	1.15
18:B8:786:ASP:CG	24:D32:1066:VAL:HG13	1.72	1.15
19:48:189:LEU:HD13	19:48:203:LEU:HD23	1.28	1.15
10:C32:643:LEU:CD1	10:C32:679:ARG:NH1	2.08	1.15
5:P16:101:LEU:HD23	5:P16:133:TYR:OH	1.45	1.14
10:C24:572:ILE:CD1	10:C24:606:MET:CE	2.24	1.14
12:A:440:LEU:HB2	12:A:443:LEU:CD1	1.77	1.14
10:C:1265:ARG:O	10:C:1268:ARG:HG2	1.35	1.14
10:C:1703:ILE:HD12	10:C:1741:MET:HE1	1.29	1.14
20:E8:434:TRP:CD1	24:D40:72:GLU:HB3	1.82	1.14
21:H24:366:MET:CE	22:I24:332:MET:HE3	1.75	1.14
10:C32:407:LYS:CE	10:C32:465:PHE:CE2	2.26	1.14
10:C32:668:ALA:HA	10:C32:700:MET:CE	1.77	1.14
12:A48:560:MET:CE	12:A48:615:GLN:NE2	2.07	1.14
1:R:1324:ASP:OD2	10:C:1180:ILE:CG2	1.96	1.14
1:R:1330:ALA:HB3	10:C:1173:LEU:CD1	1.77	1.14
4:T:386:HIS:ND1	4:T:386:HIS:CE1	2.14	1.14
5:P:109:ILE:CG2	14:W:18:PRO:HG2	1.76	1.14
5:P:600:PHE:CD2	5:P:638:SER:OG	1.83	1.14
5:P8:614:VAL:H	5:P8:629:ARG:NH2	1.44	1.14
5:P16:55:ARG:NH1	5:P16:64:ASP:HB2	1.59	1.14
8:L16:1034:VAL:HG21	8:L16:1068:PHE:CE2	1.82	1.14
9:K:788:LEU:CD2	9:K:856:ILE:HD11	1.77	1.14
9:K8:1248:LEU:HD11	9:K8:1265:ILE:HD11	1.15	1.14
10:C24:1010:ALA:N	10:C24:1192:ARG:HH22	1.37	1.14
11:A40:440:LEU:HB2	11:A40:443:LEU:CD1	1.77	1.14
14:W:638:VAL:HG11	15:J:561:PHE:CE2	1.82	1.14
14:W:649:LEU:HD23	15:J:575:ILE:HD13	1.27	1.14
11:A32:122:LYS:HE3	18:B8:1757:GLU:CD	1.71	1.14
18:B:457:SER:HA	18:B:548:ARG:NH1	1.62	1.14
18:B8:583:ARG:NH1	18:B8:711:CYS:HB2	1.61	1.14
19:4:183:ARG:HH12	19:4:245:GLY:HA3	0.98	1.14
1:R:1269:LEU:HD13	5:P:684:ARG:CD	1.78	1.14
2:M:625:HIS:HA	3:N:165:GLY:HA2	1.26	1.14

*Continued on next page...*

*Continued from previous page...*

Atom-1	Atom-2	Interatomic distance (Å)	Clash overlap (Å)
2:M:672:TYR:HB3	2:M:680:LYS:CD	1.77	1.14
2:M:844:VAL:HG22	4:T:660:LEU:CD2	1.75	1.14
1:R8:1185:THR:HG21	24:D40:1462:PHE:HZ	0.97	1.14
1:R8:1434:VAL:HG13	2:M8:176:VAL:HG22	1.24	1.14
5:P:595:SER:C	5:P:597:GLY:H	1.55	1.14
7:Q:124:PHE:CD1	7:Q:125:TYR:CZ	2.33	1.14
5:P8:101:LEU:HD23	5:P8:133:TYR:CZ	1.83	1.14
5:P8:611:LEU:HA	5:P8:629:ARG:CZ	1.75	1.14
5:P16:595:SER:C	5:P16:597:GLY:H	1.55	1.14
9:K:635:ALA:CB	9:K:655:GLN:NE2	2.10	1.14
10:C24:1547:LYS:HD3	24:D24:1406:SER:H	1.06	1.14
14:W:513:SER:C	14:W:607:ARG:NH1	2.02	1.14
11:A32:104:TYR:OH	18:B8:1354:ASP:OD2	1.66	1.14
10:C32:848:CYS:HA	10:C32:906:ARG:HH22	1.09	1.14
2:M:377:ARG:NH1	2:M:477:ASP:CB	2.11	1.14
3:N:208:LYS:NZ	3:N:252:GLY:O	1.80	1.14
2:M16:202:LYS:CE	2:M16:206:SER:OG	1.95	1.14
10:C16:572:ILE:CD1	10:C16:606:MET:CE	2.24	1.14
10:C24:345:MET:CE	10:C24:401:ILE:HD13	1.75	1.14
10:C24:1688:ARG:HG3	23:J24:735:LYS:CE	1.77	1.14
11:A40:468:VAL:HG21	24:D32:1100:GLN:CD	1.73	1.14
12:A:707:LEU:HG	12:A:767:ARG:HH22	1.12	1.14
10:C:667:ILE:HD13	10:C:697:HIS:HE1	1.08	1.14
11:A32:519:MET:CE	11:A32:569:MET:HE1	1.78	1.14
19:4:183:ARG:NH1	19:4:245:GLY:HA3	1.60	1.14
24:D40:1109:LEU:CD1	24:D40:1127:ARG:HG3	1.78	1.14
10:C32:1703:ILE:HD12	10:C32:1741:MET:HE1	1.29	1.14
1:R8:983:ARG:O	24:D40:1360:ALA:HB1	1.34	1.14
1:R8:1059:ILE:HG21	24:D40:1435:ARG:NH2	0.81	1.14
2:M8:202:LYS:CE	2:M8:206:SER:OG	1.95	1.14
2:M16:377:ARG:NH1	2:M16:477:ASP:CB	2.11	1.14
9:K8:635:ALA:CB	9:K8:655:GLN:NE2	2.10	1.14
10:C16:1265:ARG:O	10:C16:1268:ARG:HG2	1.35	1.14
10:C16:1664:SER:HA	10:C24:1568:ARG:NH2	1.62	1.14
11:A24:519:MET:HE1	11:A24:569:MET:HE3	1.15	1.14
10:C24:1272:GLN:OE1	10:C24:1289:LYS:CE	1.95	1.14
10:C8:848:CYS:HA	10:C8:906:ARG:HH22	1.09	1.14
11:A16:440:LEU:HB2	11:A16:443:LEU:CD1	1.77	1.14
24:D40:839:GLU:CB	24:D40:971:HIS:CE1	2.30	1.14
3:N8:208:LYS:NZ	3:N8:252:GLY:O	1.80	1.13
2:M16:627:TYR:HB3	3:N16:167:LEU:HD12	1.21	1.13

*Continued on next page...*



*Continued from previous page...*

Atom-1	Atom-2	Interatomic distance (Å)	Clash overlap (Å)
10:C16:667:ILE:HD13	10:C16:697:HIS:HE1	1.09	1.13
11:A40:519:MET:HE1	11:A40:569:MET:HE3	1.15	1.13
12:A:560:MET:HE1	12:A:615:GLN:HE22	1.05	1.13
10:C:228:ARG:NH2	10:C:277:SER:OG	1.80	1.13
10:C:627:VAL:HG12	10:C:628:GLY:H	1.11	1.13
11:A16:440:LEU:HB2	11:A16:443:LEU:HD12	1.24	1.13
11:A32:707:LEU:HB2	24:D32:1398:ARG:NH2	1.62	1.13
2:M16:762:LEU:CB	2:M16:813:ASN:ND2	2.10	1.13
6:O:82:LEU:HD23	6:O:103:MET:CE	1.78	1.13
9:K:1019:ARG:NE	9:K:1059:ARG:HD3	1.63	1.13
10:C16:1163:LEU:HD23	10:C16:1166:SER:OG	1.48	1.13
10:C16:1272:GLN:OE1	10:C16:1289:LYS:CE	1.96	1.13
11:A24:390:ALA:CB	24:D16:1099:ARG:HB2	1.77	1.13
11:A24:440:LEU:HB2	11:A24:443:LEU:CD1	1.77	1.13
10:C24:557:VAL:CG2	10:C24:565:ARG:HH21	1.61	1.13
10:C24:668:ALA:HA	10:C24:700:MET:CE	1.77	1.13
10:C24:1163:LEU:HD23	10:C24:1166:SER:OG	1.48	1.13
11:A40:440:LEU:HB2	11:A40:443:LEU:HD12	1.24	1.13
11:A40:519:MET:CE	11:A40:569:MET:HE1	1.78	1.13
10:C:668:ALA:HA	10:C:700:MET:HE1	1.21	1.13
11:A16:90:PHE:CZ	18:B:1788:ILE:HG23	1.83	1.13
11:A16:104:TYR:OH	18:B:1354:ASP:OD2	1.66	1.13
11:A32:121:GLN:HE22	18:B8:1559:ALA:CB	1.60	1.13
11:A32:440:LEU:HB2	11:A32:443:LEU:CD1	1.77	1.13
20:E8:432:ILE:HD12	24:D40:72:GLU:HG3	1.22	1.13
21:H16:231:HIS:CD2	23:J16:596:GLN:HE21	1.57	1.13
24:D:405:GLN:CG	24:D16:10:ARG:HH11	1.50	1.13
10:C32:1265:ARG:O	10:C32:1268:ARG:HG2	1.35	1.13
12:A48:560:MET:HE1	12:A48:615:GLN:HE22	1.05	1.13
2:M:762:LEU:CB	2:M:813:ASN:ND2	2.10	1.13
3:N16:162:THR:HG21	3:N16:168:VAL:HG23	1.14	1.13
6:O8:82:LEU:HD23	6:O8:103:MET:CE	1.78	1.13
8:L16:856:LEU:HD23	9:K16:1281:SER:OG	1.49	1.13
9:K8:958:MET:CE	9:K8:974:LEU:HD22	1.78	1.13
10:C16:1699:LYS:HZ1	23:J32:722:LEU:CD2	1.60	1.13
10:C24:390:HIS:HB3	10:C24:452:LEU:CD2	1.76	1.13
10:C8:668:ALA:HA	10:C8:700:MET:CE	1.77	1.13
11:A16:122:LYS:HE3	18:B:1757:GLU:CD	1.70	1.13
18:B:782:THR:O	24:D16:1066:VAL:CG2	1.96	1.13
19:48:183:ARG:HH12	19:48:245:GLY:HA3	0.98	1.13
20:E8:353:ILE:HG21	20:E8:413:PHE:CE2	1.84	1.13

*Continued on next page...*

*Continued from previous page...*

Atom-1	Atom-2	Interatomic distance (Å)	Clash overlap (Å)
10:C32:407:LYS:CG	10:C32:465:PHE:HZ	1.62	1.13
2:M16:540:TYR:CD1	2:M16:555:LEU:HD22	1.60	1.13
2:M16:672:TYR:CE1	2:M16:680:LYS:NZ	2.15	1.13
5:P16:527:LYS:CE	6:O16:68:GLU:OE1	1.97	1.13
9:K:1248:LEU:HD11	9:K:1265:ILE:HD11	1.15	1.13
9:K8:634:LEU:HD22	9:K8:754:ARG:HH12	1.12	1.13
11:A24:519:MET:CE	11:A24:569:MET:HE1	1.78	1.13
12:A:519:MET:CE	12:A:569:MET:HE1	1.78	1.13
18:B:786:ASP:CG	24:D16:1066:VAL:CG2	2.10	1.13
24:D:405:GLN:OE1	24:D16:10:ARG:CG	1.96	1.13
2:M8:377:ARG:NH1	2:M8:477:ASP:CB	2.11	1.12
2:M8:762:LEU:CB	2:M8:813:ASN:ND2	2.10	1.12
5:P8:592:SER:OG	5:P8:598:LEU:HD13	1.49	1.12
8:L8:1077:LEU:HD13	9:K8:1086:VAL:CG1	1.77	1.12
10:C24:1265:ARG:O	10:C24:1268:ARG:HG2	1.35	1.13
10:C24:1453:ARG:NH2	24:D24:1150:GLY:CA	1.86	1.12
14:W:517:GLU:H	14:W:605:ASN:CA	1.44	1.13
10:C:323:HIS:CE1	10:C:327:ILE:HD11	1.84	1.12
10:C:1010:ALA:N	10:C:1192:ARG:HH22	1.37	1.12
18:B:191:PHE:CZ	18:B:193:LYS:HA	1.84	1.13
18:B:779:LYS:CE	18:B:847:GLN:HE21	1.62	1.13
18:B:1112:LYS:CE	21:H:327:SER:C	2.22	1.13
10:C16:557:VAL:CG2	10:C16:565:ARG:HH21	1.61	1.12
11:A40:560:MET:HE1	11:A40:615:GLN:HE22	1.05	1.12
18:B8:191:PHE:CZ	18:B8:193:LYS:HA	1.84	1.12
21:H:322:LEU:CB	22:I:300:LEU:HD11	1.79	1.12
10:C32:1272:GLN:OE1	10:C32:1289:LYS:CE	1.95	1.12
1:R:1187:ARG:HH22	1:R:1201:LEU:HD11	0.97	1.12
1:R16:1078:SER:OG	5:P16:713:LEU:CD2	1.97	1.12
5:P:251:LYS:HE3	14:W:765:LYS:HE2	1.25	1.12
5:P8:527:LYS:CE	6:O8:68:GLU:OE1	1.97	1.12
11:A24:440:LEU:HB2	11:A24:443:LEU:HD12	1.24	1.12
14:W:649:LEU:HD21	15:J:575:ILE:HD12	1.30	1.12
10:C:572:ILE:CD1	10:C:606:MET:CE	2.24	1.12
11:A16:121:GLN:HE22	18:B:1559:ALA:CB	1.60	1.12
11:A32:676:TYR:CE2	24:D32:1396:PRO:HD2	1.82	1.12
18:B:1342:LEU:HD23	18:B:1406:ALA:HB1	1.32	1.12
18:B8:779:LYS:CE	18:B8:847:GLN:HE21	1.61	1.12
18:B8:1768:ILE:HG22	18:B8:1770:THR:HG22	1.21	1.12
24:D40:873:ARG:NH1	24:D40:884:ASP:CB	2.11	1.12
12:A48:707:LEU:HG	12:A48:767:ARG:HH22	1.12	1.12

*Continued on next page...*



*Continued from previous page...*

Atom-1	Atom-2	Interatomic distance (Å)	Clash overlap (Å)
2:M16:625:HIS:HA	3:N16:165:GLY:HA2	1.26	1.12
9:K:958:MET:CE	9:K:974:LEU:HD22	1.78	1.12
10:C16:345:MET:HE1	10:C16:401:ILE:HD12	1.26	1.12
10:C16:345:MET:CE	10:C16:401:ILE:HD13	1.75	1.12
10:C16:407:LYS:CG	10:C16:465:PHE:HZ	1.62	1.12
10:C:62:ILE:HD12	10:C:72:LEU:HD11	1.31	1.12
10:C:557:VAL:CG2	10:C:565:ARG:HH21	1.62	1.12
10:C8:643:LEU:HB3	10:C8:679:ARG:HH22	1.15	1.12
21:H:291:VAL:HG12	23:J32:657:GLU:HG2	1.17	1.12
21:H:363:MET:SD	22:I:332:MET:HE1	1.90	1.12
2:M16:185:ARG:NH1	2:M16:213:LEU:CD1	2.13	1.12
5:P:527:LYS:CE	6:O:68:GLU:OE1	1.97	1.12
8:L16:1030:LEU:HD22	9:K16:1285:GLU:OE1	0.96	1.12
10:C16:565:ARG:HD3	10:C16:568:TRP:CE3	1.84	1.12
10:C16:1664:SER:CA	10:C24:1568:ARG:NH2	2.12	1.12
10:C24:407:LYS:CG	10:C24:465:PHE:HZ	1.62	1.12
10:C24:1708:ARG:NE	21:H24:279:GLU:OE1	1.74	1.12
10:C8:1272:GLN:OE1	10:C8:1289:LYS:CE	1.96	1.12
20:E8:355:PRO:HA	20:E8:454:MET:HE1	1.15	1.12
21:H8:322:LEU:CB	22:I8:300:LEU:HD11	1.79	1.12
1:R8:1266:THR:CA	5:P8:684:ARG:HH21	1.61	1.12
8:L16:1041:SER:CB	8:L16:1054:HIS:CE1	2.33	1.12
10:C16:323:HIS:CE1	10:C16:327:ILE:HD11	1.85	1.12
10:C24:62:ILE:HD12	10:C24:72:LEU:HD11	1.31	1.12
10:C24:557:VAL:HG22	10:C24:565:ARG:NH2	1.65	1.12
10:C:35:ASN:HA	24:D:1148:LEU:HD11	1.26	1.12
10:C:153:ALA:HB3	24:D:1403:LEU:HG	1.17	1.12
10:C8:323:HIS:CE1	10:C8:327:ILE:HD11	1.85	1.12
20:E:429:PRO:HG3	24:D:69:VAL:HA	1.32	1.12
20:E8:352:PHE:CE1	20:E8:451:ILE:CD1	2.33	1.12
21:H:231:HIS:CD2	23:J32:596:GLN:HE21	1.57	1.12
21:H16:322:LEU:CB	22:I16:300:LEU:HD11	1.79	1.12
2:M:185:ARG:NH1	2:M:213:LEU:CD1	2.13	1.11
2:M:672:TYR:CB	2:M:680:LYS:CD	2.27	1.11
2:M8:672:TYR:HB3	2:M8:680:LYS:CD	1.44	1.11
5:P16:112:LEU:HD21	5:P16:122:TYR:CD1	1.70	1.11
10:C24:627:VAL:HG12	10:C24:628:GLY:H	1.11	1.11
18:B:782:THR:O	24:D16:1066:VAL:HG21	1.47	1.11
18:B:1205:ILE:HD11	18:B:1271:PHE:CD2	1.86	1.11
22:I24:199:PHE:CB	23:J24:620:MET:SD	2.38	1.11
12:A48:519:MET:CE	12:A48:569:MET:HE1	1.78	1.11

*Continued on next page...*

*Continued from previous page...*

Atom-1	Atom-2	Interatomic distance (Å)	Clash overlap (Å)
1:R16:1078:SER:HB2	5:P16:713:LEU:HD21	1.32	1.11
2:M16:401:ARG:HH22	8:L16:381:GLU:HB3	1.00	1.11
11:A40:440:LEU:CB	11:A40:443:LEU:CD1	2.29	1.11
10:C8:668:ALA:HA	10:C8:700:MET:HE1	1.21	1.11
11:A16:90:PHE:CE2	18:B:1788:ILE:CG2	2.33	1.11
11:A32:90:PHE:CE1	18:B8:1788:ILE:CG2	2.32	1.11
11:A32:137:GLU:HG3	18:B8:1901:GLN:NE2	1.64	1.11
18:B:1130:LEU:HD23	18:B:1132:TRP:NE1	1.65	1.11
19:48:252:ARG:CG	19:48:281:TRP:HH2	1.63	1.11
10:C32:323:HIS:CE1	10:C32:327:ILE:HD11	1.84	1.11
12:A48:440:LEU:CB	12:A48:443:LEU:CD1	2.29	1.11
2:M8:185:ARG:NH1	2:M8:213:LEU:CD1	2.13	1.11
5:P:57:PRO:HB2	6:O:29:LEU:HD11	1.20	1.11
5:P:592:SER:OG	5:P:598:LEU:HD13	1.49	1.11
5:P16:592:SER:OG	5:P16:598:LEU:HD13	1.49	1.11
7:Q16:143:ARG:NH2	7:Q16:147:GLU:OE2	1.84	1.11
8:L:1041:SER:CB	8:L:1054:HIS:CE1	2.33	1.11
11:A24:707:LEU:HG	11:A24:767:ARG:NH2	1.66	1.11
12:A:707:LEU:HG	12:A:767:ARG:NH2	1.66	1.11
13:V:794:ILE:HD12	15:J:599:LEU:HD22	1.11	1.11
14:W:586:ILE:HD11	15:J:572:ASP:CB	1.79	1.11
10:C:499:LEU:HD23	10:C:505:PHE:CE2	1.86	1.11
10:C:1272:GLN:OE1	10:C:1289:LYS:CE	1.96	1.11
11:A16:519:MET:CE	11:A16:569:MET:HE1	1.78	1.11
18:B8:457:SER:HA	18:B8:548:ARG:NH1	1.62	1.11
22:I:199:PHE:CB	23:J32:620:MET:SD	2.38	1.11
21:H24:363:MET:SD	22:I24:332:MET:HE1	1.90	1.11
24:D40:839:GLU:HB3	24:D40:971:HIS:NE2	1.65	1.11
10:C32:1163:LEU:HD23	10:C32:1166:SER:OG	1.47	1.11
1:R:979:GLN:OE1	24:D:1438:ALA:N	1.84	1.11
3:N:4:GLN:HE22	3:N:44:GLY:HA2	1.11	1.11
2:M16:540:TYR:CD1	2:M16:555:LEU:HD21	1.85	1.11
5:P:152:ILE:CG2	14:W:762:GLN:NE2	2.14	1.11
5:P8:595:SER:C	5:P8:597:GLY:H	1.55	1.11
5:P16:57:PRO:HB2	6:O16:29:LEU:HD12	1.26	1.11
8:L8:1041:SER:CB	8:L8:1054:HIS:CE1	2.33	1.11
8:L16:1071:LEU:HD21	9:K16:1284:MET:SD	1.89	1.11
9:K:584:SER:OG	9:K:622:VAL:HG21	1.49	1.11
9:K8:1153:ALA:O	9:K8:1220:ASN:CG	1.93	1.11
10:C16:627:VAL:HG12	10:C16:628:GLY:H	1.11	1.11
10:C24:565:ARG:HD2	10:C24:568:TRP:CE3	1.85	1.11

*Continued on next page...*

*Continued from previous page...*

Atom-1	Atom-2	Interatomic distance (Å)	Clash overlap (Å)
10:C:453:LEU:HD23	10:C:459:LEU:HD11	1.17	1.11
22:I8:199:PHE:CB	23:J8:620:MET:SD	2.38	1.11
21:H24:291:VAL:HG12	23:J24:657:GLU:HG2	1.17	1.11
21:H24:322:LEU:CB	22:I24:300:LEU:HD11	1.79	1.11
10:C32:667:ILE:CD1	10:C32:700:MET:HE2	1.81	1.11
2:M:627:TYR:HE2	3:N:166:ALA:N	1.42	1.11
1:R16:1187:ARG:HH22	1:R16:1201:LEU:HD11	0.97	1.11
2:M16:851:LEU:HD21	4:T16:653:GLN:HG2	1.32	1.11
5:P8:105:ARG:NH2	5:P8:130:VAL:HA	1.62	1.11
6:O16:82:LEU:HD23	6:O16:103:MET:CE	1.78	1.11
8:L8:1077:LEU:HD13	9:K8:1086:VAL:HG12	1.25	1.11
10:C24:323:HIS:CE1	10:C24:327:ILE:HD11	1.85	1.11
10:C24:1050:HIS:CD2	10:C24:1086:LYS:NZ	2.19	1.11
11:A32:91:GLU:HB3	18:B8:1112:LYS:HE2	1.11	1.11
20:E:353:ILE:HG21	20:E:413:PHE:CE2	1.84	1.11
23:J8:718:GLN:NE2	23:J8:737:TRP:HZ3	1.32	1.11
12:A48:707:LEU:HG	12:A48:767:ARG:NH2	1.66	1.11
1:R:1078:SER:HB2	5:P:713:LEU:HD21	1.32	1.10
2:M:345:ASP:O	2:M:347:LYS:N	1.84	1.10
5:P8:57:PRO:HB2	6:O8:29:LEU:HD11	1.20	1.10
9:K:1085:TYR:OH	9:K:1093:SER:CA	1.99	1.10
9:K:1153:ALA:O	9:K:1220:ASN:CG	1.93	1.10
9:K8:975:MET:HE3	9:K8:989:VAL:HG11	1.23	1.10
10:C16:1050:HIS:CD2	10:C16:1086:LYS:NZ	2.19	1.10
10:C24:499:LEU:HD23	10:C24:505:PHE:CE2	1.86	1.10
11:A40:156:MET:HA	11:A40:555:HIS:CD2	1.87	1.10
10:C:452:LEU:HD11	10:C:453:LEU:HG	1.23	1.10
10:C:1050:HIS:CD2	10:C:1086:LYS:NZ	2.19	1.10
18:B8:536:ILE:HG23	18:B8:545:VAL:CG1	1.80	1.10
24:D:409:LEU:CD1	24:D16:746:ALA:N	2.13	1.10
7:Q8:143:ARG:NH2	7:Q8:147:GLU:OE2	1.83	1.10
5:P16:112:LEU:CD2	5:P16:122:TYR:CG	2.34	1.10
8:L16:1069:LEU:HD11	9:K16:1086:VAL:HG11	1.29	1.10
9:K8:584:SER:OG	9:K8:622:VAL:HG21	1.49	1.10
10:C16:499:LEU:HD23	10:C16:505:PHE:HE2	1.08	1.10
12:A:440:LEU:CB	12:A:443:LEU:CD1	2.29	1.10
10:C8:1050:HIS:CD2	10:C8:1086:LYS:NZ	2.19	1.10
11:A16:440:LEU:CB	11:A16:443:LEU:CD1	2.29	1.10
11:A32:440:LEU:HB2	11:A32:443:LEU:HD12	1.24	1.10
19:4:180:ALA:HB3	19:4:202:ILE:HD11	1.21	1.10
21:H8:363:MET:SD	22:I8:332:MET:HE1	1.90	1.10

*Continued on next page...*

*Continued from previous page...*

Atom-1	Atom-2	Interatomic distance (Å)	Clash overlap (Å)
23:J16:718:GLN:NE2	23:J16:737:TRP:HZ3	1.32	1.10
24:D:1385:MET:SD	24:D:1464:PHE:CE1	2.44	1.10
3:N:162:THR:HG23	3:N:168:VAL:HG22	1.29	1.10
3:N8:4:GLN:HE22	3:N8:44:GLY:HA2	1.11	1.10
2:M16:185:ARG:HH11	2:M16:213:LEU:CD1	1.63	1.10
2:M16:672:TYR:CD2	2:M16:680:LYS:HD3	1.87	1.10
5:P:401:ARG:HG2	5:P:414:VAL:HG11	1.28	1.10
5:P:402:LEU:HD13	5:P:433:LEU:CB	1.82	1.10
5:P16:101:LEU:HD22	5:P16:133:TYR:OH	1.46	1.10
9:K:634:LEU:HD22	9:K:754:ARG:HH12	1.12	1.10
10:C16:1271:PHE:CZ	10:C16:1284:ASP:CG	2.30	1.10
11:A40:707:LEU:HG	11:A40:767:ARG:NH2	1.66	1.10
13:V:787:ILE:CD1	15:J:592:VAL:HG13	1.82	1.10
10:C:565:ARG:NH2	10:C:569:PHE:CD2	2.20	1.10
11:A16:137:GLU:HG3	18:B:1901:GLN:NE2	1.64	1.10
19:4:250:ILE:HD13	20:E:165:ARG:HH21	1.14	1.10
20:E:352:PHE:CE1	20:E:451:ILE:CD1	2.33	1.10
19:48:180:ALA:HB3	19:48:202:ILE:HD11	1.21	1.10
21:H24:231:HIS:CD2	23:J24:596:GLN:HE21	1.57	1.10
22:I16:199:PHE:CB	23:J16:620:MET:SD	2.38	1.10
10:C32:499:LEU:HD23	10:C32:505:PHE:CE2	1.86	1.10
1:R:1324:ASP:CG	10:C:1180:ILE:CG2	2.25	1.10
2:M:185:ARG:HH11	2:M:213:LEU:CD1	1.64	1.10
2:M:416:VAL:HG11	8:L:398:ALA:HB2	1.11	1.10
2:M8:345:ASP:O	2:M8:347:LYS:N	1.84	1.10
10:C16:557:VAL:HG22	10:C16:565:ARG:NH2	1.65	1.10
10:C24:110:ARG:HH11	10:C24:118:LEU:CD1	1.65	1.10
10:C24:1271:PHE:CZ	10:C24:1284:ASP:CG	2.30	1.10
18:B:536:ILE:HG23	18:B:545:VAL:CG1	1.80	1.10
18:B8:154:LEU:HD21	18:B8:224:GLU:HG3	1.29	1.10
18:B8:789:LEU:HD23	18:B8:793:LEU:HD12	1.30	1.10
18:B8:1130:LEU:HD23	18:B8:1132:TRP:HE1	1.11	1.10
24:D:409:LEU:CD1	24:D16:746:ALA:CA	2.19	1.10
10:C32:453:LEU:HD23	10:C32:459:LEU:HD11	1.18	1.10
10:C32:667:ILE:HD12	10:C32:700:MET:HE2	1.28	1.10
10:C32:1271:PHE:CZ	10:C32:1284:ASP:CG	2.30	1.10
1:R:1022:TYR:HE1	24:D:1441:PRO:HG3	1.17	1.10
1:R:1425:PRO:CA	6:O:165:LYS:NZ	2.14	1.10
5:P:175:MET:HE1	5:P:436:ALA:HB1	1.34	1.10
10:C16:565:ARG:HD2	10:C16:568:TRP:CE3	1.86	1.10
10:C24:345:MET:HE3	10:C24:401:ILE:CD1	1.80	1.10

*Continued on next page...*

*Continued from previous page...*

Atom-1	Atom-2	Interatomic distance (Å)	Clash overlap (Å)
14:W:586:ILE:HD12	15:J:569:ALA:HA	1.21	1.10
10:C8:499:LEU:HD23	10:C8:505:PHE:CE2	1.86	1.10
10:C8:1265:ARG:O	10:C8:1268:ARG:HG2	1.35	1.10
11:A32:440:LEU:CB	11:A32:443:LEU:CD1	2.28	1.10
18:B8:1130:LEU:HD23	18:B8:1132:TRP:NE1	1.65	1.10
18:B8:1205:ILE:HD11	18:B8:1271:PHE:CD2	1.86	1.10
19:48:4:PHE:CE2	19:48:378:TYR:CE1	2.40	1.10
22:I16:300:LEU:CD2	23:J16:689:LEU:HD21	1.82	1.10
10:C32:1050:HIS:CD2	10:C32:1086:LYS:NZ	2.18	1.10
1:R:1434:VAL:HG13	2:M:176:VAL:HG22	1.24	1.09
1:R16:1434:VAL:HG13	2:M16:176:VAL:HG22	1.24	1.09
5:P:175:MET:HE1	5:P:436:ALA:CB	1.82	1.09
7:Q:143:ARG:NH2	7:Q:147:GLU:OE2	1.84	1.09
10:C:643:LEU:CD1	10:C:679:ARG:HH11	1.65	1.09
10:C:679:ARG:HH22	10:C:690:LEU:HD21	0.93	1.09
10:C:1271:PHE:CZ	10:C:1284:ASP:CG	2.30	1.09
10:C8:1163:LEU:HD23	10:C8:1166:SER:OG	1.48	1.09
11:A16:676:TYR:CE2	24:D16:1395:SER:CA	2.35	1.09
18:B:536:ILE:HG23	18:B:545:VAL:HG11	1.32	1.09
18:B:1725:THR:HG23	18:B:1830:LEU:HD22	1.34	1.09
10:C32:667:ILE:O	10:C32:668:ALA:C	1.68	1.09
10:C32:768:ARG:NH2	10:C32:775:LYS:HG2	1.67	1.09
1:R:771:SER:HB2	24:D:1317:ARG:HD2	1.34	1.09
3:N:43:ASN:ND2	10:C:503:THR:HG21	1.66	1.09
3:N:162:THR:HG21	3:N:168:VAL:HG23	1.14	1.09
2:M8:417:ARG:CB	8:L8:298:PHE:CE2	2.19	1.09
2:M8:626:PRO:CD	3:N8:165:GLY:O	2.00	1.09
1:R16:1460:MET:CE	1:R16:1463:GLN:OE1	2.01	1.09
8:L:605:MET:SD	8:L:631:LEU:CD1	2.40	1.09
8:L8:976:LEU:HD22	9:K8:1004:ARG:CD	1.69	1.09
8:L16:1069:LEU:HD11	9:K16:1086:VAL:CG1	1.82	1.09
10:C16:62:ILE:HD12	10:C16:72:LEU:HD11	1.31	1.09
12:A:642:GLY:HA3	12:A:685:ARG:NH1	1.67	1.09
14:W:659:ARG:HH22	15:J:583:LEU:HD23	1.04	1.09
10:C:499:LEU:HD23	10:C:505:PHE:HE2	1.08	1.09
18:B:86:LYS:HG2	18:B:123:LEU:CD1	1.82	1.09
18:B:428:GLN:HG3	18:B:584:ARG:HH12	1.13	1.09
18:B8:428:GLN:HG3	18:B8:584:ARG:HH12	1.13	1.09
22:I:300:LEU:CD2	23:J32:689:LEU:HD21	1.82	1.09
24:D8:1330:ARG:NH1	24:D16:719:ARG:HB2	1.68	1.09
10:C32:345:MET:HE3	10:C32:401:ILE:CD1	1.80	1.09

*Continued on next page...*

*Continued from previous page...*

Atom-1	Atom-2	Interatomic distance (Å)	Clash overlap (Å)
1:R:1022:TYR:OH	24:D:1441:PRO:HB3	1.52	1.09
2:M8:185:ARG:HH11	2:M8:213:LEU:CD1	1.64	1.09
2:M16:626:PRO:CD	3:N16:165:GLY:O	2.00	1.09
5:P8:611:LEU:HA	5:P8:629:ARG:NE	1.67	1.09
8:L:1081:MET:SD	9:K:1083:ILE:HG21	1.89	1.09
9:K:578:THR:HG21	9:K:616:ARG:NH2	1.67	1.09
9:K:1074:ARG:HD2	9:K:1126:LEU:HD21	1.33	1.09
9:K8:1085:TYR:OH	9:K8:1093:SER:CA	1.99	1.09
10:C16:1050:HIS:CD2	10:C16:1086:LYS:HZ2	1.69	1.09
11:A24:737:GLU:HG3	24:D16:871:ARG:NH2	1.67	1.09
10:C24:110:ARG:NH1	10:C24:118:LEU:CD1	2.16	1.09
10:C24:345:MET:HE1	10:C24:401:ILE:HD12	1.26	1.09
10:C24:1703:ILE:HD12	10:C24:1741:MET:HE1	1.29	1.09
11:A40:390:ALA:HB1	24:D32:1099:ARG:HD2	1.35	1.09
14:W:1:MET:HE2	10:C:1497:LYS:HD3	1.24	1.09
10:C:452:LEU:CD1	10:C:453:LEU:HG	1.80	1.09
10:C:1163:LEU:HD23	10:C:1166:SER:OG	1.48	1.09
10:C8:667:ILE:HD13	10:C8:697:HIS:ND1	1.67	1.09
10:C8:1271:PHE:CZ	10:C8:1284:ASP:CG	2.30	1.09
19:4:250:ILE:HD11	20:E:163:ILE:HD13	1.34	1.09
23:J32:686:MET:CE	23:J32:694:ARG:NH2	2.16	1.09
10:C32:1466:ARG:HA	10:C32:1469:HIS:CE1	1.88	1.09
1:R:1326:GLY:HA3	10:C:1154:TRP:HE1	1.06	1.09
2:M:844:VAL:HG22	4:T:660:LEU:HD21	1.14	1.09
1:R8:526:ASN:HA	1:R8:529:HIS:CE1	1.88	1.09
2:M16:345:ASP:O	2:M16:347:LYS:N	1.85	1.09
5:P:633:LEU:HD22	5:P:647:LEU:HD13	1.22	1.09
10:C16:768:ARG:NH2	10:C16:775:LYS:HG2	1.67	1.09
14:W:516:GLN:HA	14:W:604:PRO:O	0.92	1.09
10:C:1285:VAL:HG23	10:C:1738:MET:CE	1.83	1.09
10:C8:110:ARG:HH11	10:C8:118:LEU:CD1	1.65	1.09
10:C8:345:MET:HE1	10:C8:401:ILE:HD12	1.26	1.09
10:C8:453:LEU:HD23	10:C8:459:LEU:HD11	1.18	1.09
10:C8:768:ARG:CZ	10:C8:775:LYS:HG2	1.82	1.09
10:C8:960:PHE:CZ	10:C8:1138:GLU:CG	2.35	1.09
10:C8:1703:ILE:HD12	10:C8:1741:MET:HE1	1.29	1.09
11:A16:707:LEU:HG	11:A16:767:ARG:NH2	1.66	1.09
18:B:1529:GLU:CD	24:D16:1415:LEU:HD11	1.76	1.09
21:H16:363:MET:SD	22:I16:332:MET:HE1	1.90	1.09
24:D32:749:ARG:HH12	24:D40:396:GLY:HA2	1.12	1.09
10:C32:572:ILE:CD1	10:C32:606:MET:CE	2.24	1.09

*Continued on next page...*



*Continued from previous page...*

Atom-1	Atom-2	Interatomic distance (Å)	Clash overlap (Å)
3:N:19:MET:HE2	3:N:23:GLY:CA	1.83	1.09
2:M8:672:TYR:HB2	2:M8:680:LYS:HD3	1.15	1.09
1:R16:526:ASN:HA	1:R16:529:HIS:CE1	1.88	1.09
3:N16:19:MET:HE2	3:N16:23:GLY:CA	1.83	1.09
5:P:402:LEU:HD22	5:P:433:LEU:HD13	1.34	1.09
8:L:1069:LEU:HD11	9:K:1086:VAL:HG11	1.16	1.09
8:L8:1074:ARG:HD3	9:K8:1089:LYS:HG2	1.21	1.09
8:L16:605:MET:SD	8:L16:631:LEU:CD1	2.40	1.09
10:C16:110:ARG:NH1	10:C16:118:LEU:CD1	2.16	1.09
10:C16:499:LEU:HD23	10:C16:505:PHE:CE2	1.86	1.09
10:C16:565:ARG:NH2	10:C16:569:PHE:CD2	2.20	1.09
10:C16:1703:ILE:HD12	10:C16:1741:MET:HE1	1.29	1.09
10:C24:565:ARG:HD3	10:C24:568:TRP:CE3	1.84	1.09
10:C24:847:ARG:NH2	10:C24:903:ASN:HB3	1.67	1.09
11:A40:390:ALA:CB	24:D32:1099:ARG:HB2	1.81	1.09
10:C:847:ARG:NH2	10:C:903:ASN:HB3	1.67	1.09
11:A16:90:PHE:CE1	18:B:1788:ILE:CG2	2.36	1.09
11:A32:676:TYR:CE2	24:D32:1395:SER:HB2	1.73	1.09
11:A32:703:ALA:HB1	24:D32:1398:ARG:HH11	1.16	1.09
18:B:1110:LEU:HD13	21:H:323:TYR:OH	1.25	1.09
18:B8:1725:THR:HG23	18:B8:1830:LEU:HD22	1.34	1.09
22:I24:300:LEU:CD2	23:J24:689:LEU:HD21	1.82	1.09
23:J24:686:MET:CE	23:J24:694:ARG:NH2	2.16	1.09
12:A48:440:LEU:HB2	12:A48:443:LEU:HD12	1.24	1.09
8:L16:1069:LEU:HD21	9:K16:1086:VAL:HG11	1.33	1.08
12:A:519:MET:HE1	12:A:569:MET:HE3	1.15	1.08
10:C:110:ARG:NH1	10:C:118:LEU:CD1	2.16	1.08
10:C:557:VAL:HG22	10:C:565:ARG:NH2	1.67	1.08
11:A16:91:GLU:N	18:B:1800:ARG:HH22	1.51	1.08
11:A32:560:MET:HE1	11:A32:615:GLN:HE22	1.05	1.08
18:B:789:LEU:HD23	18:B:793:LEU:HD12	1.30	1.08
18:B8:786:ASP:OD2	24:D32:1066:VAL:CB	2.01	1.08
24:D40:873:ARG:HH11	24:D40:884:ASP:CB	1.64	1.08
10:C32:345:MET:CE	10:C32:401:ILE:HD13	1.75	1.08
10:C32:627:VAL:HG12	10:C32:628:GLY:H	1.11	1.08
10:C32:643:LEU:CD1	10:C32:679:ARG:HH11	1.65	1.08
12:A48:519:MET:CE	12:A48:569:MET:CE	2.31	1.08
1:R:1175:TYR:HA	1:R:1177:TRP:CZ3	1.87	1.08
1:R:1326:GLY:CA	10:C:1154:TRP:HE1	1.65	1.08
1:R8:1460:MET:CE	1:R8:1463:GLN:OE1	2.01	1.08
11:A24:440:LEU:CB	11:A24:443:LEU:CD1	2.29	1.08

*Continued on next page...*

*Continued from previous page...*

Atom-1	Atom-2	Interatomic distance (Å)	Clash overlap (Å)
11:A24:468:VAL:HG21	24:D16:1100:GLN:OE1	1.54	1.08
11:A40:468:VAL:HG21	24:D32:1100:GLN:OE1	1.53	1.08
10:C:345:MET:HE1	10:C:401:ILE:HD12	1.26	1.08
10:C8:847:ARG:NH2	10:C8:903:ASN:HB3	1.67	1.08
11:A16:52:LEU:HD23	11:A16:55:GLU:OE2	1.53	1.08
11:A32:122:LYS:CE	18:B8:1757:GLU:OE1	2.01	1.08
18:B:928:ARG:CZ	18:B:969:ASP:O	2.00	1.08
18:B:1575:GLN:NE2	24:D16:1403:LEU:CD2	1.97	1.08
18:B8:460:PRO:O	18:B8:562:ARG:NH1	1.86	1.08
18:B8:1529:GLU:CD	24:D32:1415:LEU:HD11	1.77	1.08
19:4:4:PHE:CE2	19:4:378:TYR:CE1	2.40	1.08
20:E8:434:TRP:HE1	24:D40:72:GLU:CD	1.61	1.08
1:R8:1175:TYR:HA	1:R8:1177:TRP:CZ3	1.87	1.08
5:P8:105:ARG:NE	5:P8:130:VAL:HG22	1.68	1.08
8:L8:270:LEU:HD23	12:A48:155:SER:HB2	1.35	1.08
9:K8:955:TYR:CE1	9:K8:985:PHE:HB2	1.87	1.08
10:C16:1285:VAL:HG23	10:C16:1738:MET:CE	1.82	1.08
10:C24:1547:LYS:NZ	24:D24:1405:GLY:N	2.01	1.08
14:W:516:GLN:CA	14:W:604:PRO:C	2.22	1.08
10:C:153:ALA:CB	24:D:1403:LEU:CD1	2.32	1.08
10:C:1466:ARG:HA	10:C:1469:HIS:CE1	1.88	1.08
11:A16:91:GLU:OE2	18:B:1112:LYS:HD3	1.45	1.08
11:A32:519:MET:CE	11:A32:569:MET:CE	2.31	1.08
11:A32:707:LEU:HG	11:A32:767:ARG:NH2	1.66	1.08
18:B:154:LEU:HD21	18:B:224:GLU:HG3	1.29	1.08
18:B8:712:PRO:CG	18:B8:759:MET:HE2	1.78	1.08
18:B8:928:ARG:CZ	18:B8:969:ASP:O	2.00	1.08
22:I8:300:LEU:CD2	23:J8:689:LEU:HD21	1.82	1.08
10:C32:345:MET:HE1	10:C32:401:ILE:HD12	1.26	1.08
2:M:363:ARG:NH1	2:M:494:SER:O	1.87	1.08
3:N8:162:THR:HG21	3:N8:168:VAL:HG23	1.14	1.08
5:P8:57:PRO:HB2	6:O8:29:LEU:HD12	1.26	1.08
7:Q16:124:PHE:CE1	7:Q16:125:TYR:CZ	2.41	1.08
8:L8:976:LEU:CD2	9:K8:1004:ARG:NE	2.09	1.08
10:C16:407:LYS:CE	10:C16:465:PHE:CE2	2.26	1.08
10:C16:847:ARG:NH2	10:C16:903:ASN:HB3	1.67	1.08
10:C24:407:LYS:HG3	10:C24:465:PHE:CZ	1.88	1.08
10:C24:667:ILE:O	10:C24:668:ALA:C	1.68	1.08
11:A40:52:LEU:HD23	11:A40:55:GLU:OE2	1.53	1.08
11:A40:519:MET:CE	11:A40:569:MET:CE	2.31	1.08
10:C8:110:ARG:NH1	10:C8:118:LEU:CD1	2.16	1.08

*Continued on next page...*



*Continued from previous page...*

Atom-1	Atom-2	Interatomic distance (Å)	Clash overlap (Å)
10:C8:345:MET:HE3	10:C8:401:ILE:CD1	1.80	1.08
11:A16:560:MET:HE1	11:A16:615:GLN:HE22	1.05	1.08
11:A32:519:MET:HE1	11:A32:569:MET:HE3	1.15	1.08
18:B:262:HIS:ND1	18:B:379:LEU:HD21	1.69	1.08
10:C32:110:ARG:NH1	10:C32:118:LEU:CD1	2.16	1.08
10:C32:407:LYS:HG3	10:C32:465:PHE:CZ	1.88	1.08
2:M8:162:ILE:CD1	2:M8:213:LEU:HG	1.83	1.08
2:M16:672:TYR:CG	2:M16:680:LYS:CD	2.37	1.08
5:P:15:LEU:HD22	6:O:309:SER:O	1.53	1.08
10:C16:110:ARG:HH11	10:C16:118:LEU:CD1	1.65	1.08
10:C16:407:LYS:HG3	10:C16:465:PHE:CZ	1.88	1.08
11:A24:555:HIS:O	11:A24:557:LEU:N	1.87	1.08
10:C24:452:LEU:HD13	10:C24:452:LEU:O	1.51	1.08
13:V:794:ILE:HD12	15:J:599:LEU:CD2	1.84	1.08
14:W:515:CYS:HB3	14:W:604:PRO:HD3	1.30	1.08
10:C8:1466:ARG:HA	10:C8:1469:HIS:CE1	1.88	1.08
18:B8:86:LYS:HG2	18:B8:123:LEU:CD1	1.82	1.08
19:4:189:LEU:HD13	19:4:203:LEU:HD23	1.28	1.08
20:E:433:LYS:O	20:E:435:ALA:N	1.86	1.08
19:48:188:ALA:O	19:48:190:ARG:N	1.86	1.08
20:E8:433:LYS:O	20:E8:435:ALA:N	1.86	1.08
21:H16:255:LEU:CD1	23:J16:655:GLU:OE2	2.02	1.08
23:J16:686:MET:CE	23:J16:694:ARG:NH2	2.16	1.08
10:C32:847:ARG:NH2	10:C32:903:ASN:HB3	1.67	1.08
12:A48:806:GLN:OE1	12:A48:847:ARG:NH2	1.87	1.08
1:R:526:ASN:HA	1:R:529:HIS:CE1	1.88	1.07
1:R:1033:LYS:HZ1	24:D:1432:THR:CB	1.65	1.07
2:M:162:ILE:CD1	2:M:213:LEU:HG	1.83	1.07
2:M:626:PRO:CD	3:N:165:GLY:O	2.00	1.07
2:M16:544:LEU:HD11	2:M16:586:ALA:C	1.79	1.07
10:C16:390:HIS:HD2	10:C16:452:LEU:CG	1.67	1.07
10:C16:1466:ARG:HA	10:C16:1469:HIS:CE1	1.88	1.07
10:C24:228:ARG:NH2	10:C24:277:SER:CB	2.17	1.07
10:C24:565:ARG:NH2	10:C24:569:PHE:CD2	2.20	1.07
12:A:519:MET:CE	12:A:569:MET:CE	2.31	1.07
11:A16:718:THR:HG23	24:D16:1398:ARG:HH12	1.16	1.07
11:A32:52:LEU:HD23	11:A32:55:GLU:OE2	1.53	1.07
18:B8:783:LYS:HE3	24:D32:1064:GLY:HA2	1.34	1.07
22:I:146:SER:HB3	23:J32:574:ARG:NH1	1.69	1.07
23:J8:686:MET:CE	23:J8:694:ARG:NH2	2.16	1.07
10:C32:667:ILE:HD12	10:C32:700:MET:CE	1.84	1.07

*Continued on next page...*

*Continued from previous page...*

Atom-1	Atom-2	Interatomic distance (Å)	Clash overlap (Å)
10:C32:668:ALA:HA	10:C32:700:MET:HE1	1.21	1.07
2:M:672:TYR:CB	2:M:680:LYS:HD2	1.84	1.07
1:R8:1187:ARG:HH22	1:R8:1201:LEU:HD11	0.97	1.07
2:M16:162:ILE:CD1	2:M16:213:LEU:HG	1.83	1.07
7:Q:187:TRP:HH2	7:Q:207:GLN:NE2	1.53	1.07
7:Q8:297:VAL:HG11	7:Q8:301:ARG:HB2	1.33	1.07
5:P16:179:TYR:CE1	5:P16:436:ALA:C	2.22	1.07
8:L16:1034:VAL:HG21	8:L16:1068:PHE:HE2	0.91	1.07
9:K8:1232:LEU:CD2	9:K8:1265:ILE:CG2	2.29	1.07
10:C16:228:ARG:NH2	10:C16:277:SER:CB	2.17	1.07
10:C24:667:ILE:HD13	10:C24:670:GLU:O	1.53	1.07
10:C24:768:ARG:NH2	10:C24:775:LYS:HG2	1.67	1.07
11:A40:707:LEU:HG	11:A40:767:ARG:HH22	1.12	1.07
12:A:806:GLN:OE1	12:A:847:ARG:NH2	1.87	1.07
13:V:790:GLN:HE22	14:W:674:GLN:NE2	1.38	1.07
14:W:586:ILE:HD13	15:J:569:ALA:HA	1.30	1.07
10:C:110:ARG:HH11	10:C:118:LEU:CD1	1.65	1.07
10:C:345:MET:HE3	10:C:401:ILE:CD1	1.80	1.07
10:C:557:VAL:HG22	10:C:565:ARG:HH21	0.95	1.07
11:A16:519:MET:CE	11:A16:569:MET:CE	2.31	1.07
11:A16:707:LEU:HG	11:A16:767:ARG:HH22	1.12	1.07
11:A32:707:LEU:HG	11:A32:767:ARG:HH22	1.12	1.07
18:B:154:LEU:HD21	18:B:224:GLU:CG	1.84	1.07
18:B:428:GLN:HG3	18:B:584:ARG:NH1	1.69	1.07
18:B:1273:GLU:CG	18:B:1276:LYS:HE3	1.84	1.07
19:4:188:ALA:O	19:4:190:ARG:N	1.86	1.07
22:I24:146:SER:HB3	23:J24:574:ARG:HH12	0.92	1.07
21:H16:291:VAL:HG12	23:J16:657:GLU:HG2	1.17	1.07
1:R:1460:MET:CE	1:R:1463:GLN:OE1	2.01	1.07
7:Q8:124:PHE:CE1	7:Q8:125:TYR:CZ	2.41	1.07
7:Q16:187:TRP:HH2	7:Q16:207:GLN:NE2	1.53	1.07
9:K8:578:THR:HG21	9:K8:616:ARG:NH2	1.67	1.07
9:K8:1180:TRP:CD1	9:K8:1261:MET:HE2	1.89	1.07
11:A24:52:LEU:HD23	11:A24:55:GLU:OE2	1.53	1.07
10:C24:667:ILE:HD13	10:C24:697:HIS:HE1	1.09	1.07
14:W:659:ARG:NH2	15:J:586:GLU:OE2	1.85	1.07
10:C:228:ARG:NH2	10:C:277:SER:CB	2.17	1.07
10:C:848:CYS:HA	10:C:906:ARG:HH22	1.09	1.07
11:A16:122:LYS:CE	18:B:1757:GLU:OE1	2.01	1.07
11:A16:676:TYR:CE2	24:D16:1395:SER:HB2	1.89	1.07
18:B:460:PRO:O	18:B:562:ARG:NH1	1.86	1.07

*Continued on next page...*

*Continued from previous page...*

Atom-1	Atom-2	Interatomic distance (Å)	Clash overlap (Å)
18:B8:154:LEU:HD21	18:B8:224:GLU:CG	1.84	1.07
18:B8:1110:LEU:HD23	21:H24:326:GLY:HA2	1.23	1.07
20:E8:353:ILE:CD1	20:E8:413:PHE:CG	2.37	1.07
24:D8:1330:ARG:HH12	24:D16:719:ARG:HB2	1.12	1.07
1:R:768:LEU:HG	24:D:1362:VAL:C	1.79	1.07
1:R:1033:LYS:NZ	24:D:1432:THR:CB	2.17	1.07
2:M:628:LEU:HD13	3:N:223:GLY:C	1.80	1.07
1:R8:1059:ILE:HG21	24:D40:1435:ARG:CZ	1.83	1.07
1:R16:1175:TYR:HA	1:R16:1177:TRP:CZ3	1.87	1.07
9:K8:919:MET:SD	9:K8:923:ILE:HD12	1.94	1.07
11:A24:362:ARG:CD	11:A24:366:ARG:NH2	2.18	1.07
11:A24:560:MET:HE1	11:A24:615:GLN:HE22	1.05	1.07
10:C24:1466:ARG:HA	10:C24:1469:HIS:CE1	1.88	1.07
10:C8:228:ARG:NH2	10:C8:277:SER:CB	2.17	1.07
10:C8:768:ARG:NH2	10:C8:775:LYS:HG2	1.67	1.07
11:A16:137:GLU:HG3	18:B:1901:GLN:HE22	0.90	1.07
11:A16:806:GLN:OE1	11:A16:847:ARG:NH2	1.87	1.07
18:B:1110:LEU:HD23	21:H:326:GLY:HA2	1.15	1.07
18:B:1273:GLU:HG2	18:B:1276:LYS:CE	1.83	1.07
20:E:235:HIS:NE2	20:E:239:LYS:HE3	1.70	1.07
19:48:100:ILE:HG22	19:48:102:LEU:HG	1.10	1.07
20:E8:432:ILE:HD13	24:D40:72:GLU:CD	1.78	1.07
24:D:400:VAL:HG11	24:D16:751:MET:HB2	1.09	1.07
24:D40:839:GLU:HB3	24:D40:971:HIS:ND1	1.69	1.07
10:C32:110:ARG:HH11	10:C32:118:LEU:CD1	1.65	1.07
10:C32:228:ARG:NH2	10:C32:277:SER:CB	2.17	1.07
2:M:417:ARG:HB3	8:L:346:TRP:CZ2	1.90	1.07
2:M:851:LEU:HD21	4:T:653:GLN:HG2	1.32	1.07
3:N8:19:MET:HE2	3:N8:23:GLY:CA	1.83	1.07
5:P:57:PRO:HB2	6:O:29:LEU:HD12	1.26	1.07
8:L16:856:LEU:HD23	9:K16:1281:SER:CB	1.85	1.07
8:L16:945:ASN:O	9:K16:1282:SER:HB2	1.55	1.07
9:K:1154:TRP:CH2	9:K:1219:VAL:CG1	2.38	1.07
10:C:768:ARG:NH2	10:C:775:LYS:HG2	1.67	1.07
11:A32:806:GLN:OE1	11:A32:847:ARG:NH2	1.87	1.07
18:B8:1342:LEU:HD23	18:B8:1406:ALA:HB1	1.32	1.07
19:4:100:ILE:HG22	19:4:102:LEU:HG	1.10	1.07
19:4:187:SER:O	19:4:189:LEU:N	1.87	1.07
12:A48:519:MET:HE1	12:A48:569:MET:HE3	1.15	1.07
1:R:1330:ALA:HB3	10:C:1173:LEU:HD11	1.34	1.06
2:M:844:VAL:HG21	4:T:660:LEU:HD21	1.10	1.06

*Continued on next page...*

*Continued from previous page...*

Atom-1	Atom-2	Interatomic distance (Å)	Clash overlap (Å)
2:M16:417:ARG:CD	8:L16:298:PHE:CD2	2.21	1.06
5:P:152:ILE:HD13	14:W:762:GLN:HE22	0.98	1.06
5:P8:214:LEU:HD23	5:P8:236:VAL:CG1	1.85	1.06
7:Q8:187:TRP:HH2	7:Q8:207:GLN:NE2	1.53	1.06
7:Q16:297:VAL:HG11	7:Q16:301:ARG:HB2	1.33	1.06
9:K8:840:TRP:CZ3	9:K8:907:ILE:CD1	2.34	1.06
10:C24:557:VAL:HG22	10:C24:565:ARG:HH21	0.93	1.06
11:A40:555:HIS:O	11:A40:557:LEU:N	1.87	1.06
11:A40:691:ALA:HB1	24:D24:1397:THR:HG21	1.33	1.06
11:A40:806:GLN:OE1	11:A40:847:ARG:NH2	1.87	1.06
10:C8:960:PHE:CE2	10:C8:1138:GLU:CG	2.37	1.06
11:A32:362:ARG:CD	11:A32:366:ARG:NH2	2.18	1.06
18:B:66:ASN:OD1	18:B:84:LYS:NZ	1.87	1.06
18:B:1130:LEU:HD23	18:B:1132:TRP:HE1	1.11	1.06
18:B:1940:ALA:CB	18:B:1950:ILE:HD11	1.85	1.06
18:B8:1112:LYS:HE3	21:H24:327:SER:C	1.79	1.06
18:B8:1273:GLU:HG2	18:B8:1276:LYS:CE	1.83	1.06
18:B8:1439:LYS:CE	24:D32:1257:ASN:CB	2.17	1.06
21:H24:255:LEU:CD1	23:J24:655:GLU:OE2	2.02	1.06
22:I24:146:SER:HB3	23:J24:574:ARG:NH1	1.69	1.06
23:J24:718:GLN:CD	23:J24:737:TRP:CZ3	2.33	1.06
23:J16:718:GLN:CD	23:J16:737:TRP:CZ3	2.33	1.06
4:T:672:GLN:HG3	5:P:702:LEU:HD21	1.37	1.06
5:P16:214:LEU:HD23	5:P16:236:VAL:CG1	1.85	1.06
10:C16:345:MET:HE3	10:C16:401:ILE:CD1	1.80	1.06
10:C24:667:ILE:HG23	10:C24:669:GLY:C	1.80	1.06
11:A40:160:THR:C	11:A40:491:PRO:HG2	1.80	1.06
10:C8:64:LEU:HD22	10:C8:96:ARG:HG3	1.38	1.06
10:C8:847:ARG:HD2	10:C8:911:ILE:HD13	1.38	1.06
11:A16:91:GLU:CD	18:B:1112:LYS:HD3	1.78	1.06
11:A16:555:HIS:O	11:A16:557:LEU:N	1.87	1.06
11:A32:718:THR:HG23	24:D32:1398:ARG:HH12	1.15	1.06
18:B:235:ARG:NH1	18:B:308:GLU:OE2	1.89	1.06
18:B8:428:GLN:HG3	18:B8:584:ARG:NH1	1.69	1.06
18:B8:1273:GLU:CG	18:B8:1276:LYS:HE3	1.84	1.06
20:E:353:ILE:CD1	20:E:413:PHE:CG	2.37	1.06
19:48:250:ILE:HD13	20:E8:165:ARG:HH21	1.14	1.06
21:H:255:LEU:CD1	23:J32:655:GLU:OE2	2.02	1.06
24:D:400:VAL:CG1	24:D16:751:MET:HB2	1.85	1.06
24:D32:749:ARG:NH1	24:D40:396:GLY:HA2	1.68	1.06
10:C32:453:LEU:HD23	10:C32:459:LEU:CD1	1.86	1.06

*Continued on next page...*

*Continued from previous page...*

Atom-1	Atom-2	Interatomic distance (Å)	Clash overlap (Å)
2:M16:537:ILE:HG13	2:M16:558:MET:HE3	1.33	1.06
2:M16:844:VAL:HG22	4:T16:660:LEU:HD21	1.07	1.06
5:P:155:PRO:HA	14:W:765:LYS:CE	1.84	1.06
5:P:318:THR:HG22	13:V:763:LYS:HZ1	0.95	1.06
5:P:324:ALA:HB3	13:V:771:GLN:OE1	1.55	1.06
7:Q:124:PHE:CE1	7:Q:125:TYR:CZ	2.41	1.06
9:K:1232:LEU:CD2	9:K:1265:ILE:CG2	2.29	1.06
10:C16:386:ASN:O	10:C16:390:HIS:ND1	1.89	1.06
11:A24:156:MET:HA	11:A24:555:HIS:CD2	1.91	1.06
11:A24:707:LEU:HG	11:A24:767:ARG:HH22	1.12	1.06
11:A24:806:GLN:OE1	11:A24:847:ARG:NH2	1.87	1.06
12:A:206:VAL:HG12	12:A:233:ALA:HB1	1.35	1.06
12:A:362:ARG:CD	12:A:366:ARG:NH2	2.18	1.06
10:C:1251:PHE:CE2	10:C:1319:ARG:NH1	2.24	1.06
10:C8:62:ILE:HD12	10:C8:72:LEU:HD11	1.31	1.06
18:B8:262:HIS:ND1	18:B8:379:LEU:HD21	1.69	1.06
20:E:353:ILE:HD11	20:E:413:PHE:HA	1.07	1.06
19:48:250:ILE:HG23	20:E8:165:ARG:NH2	1.65	1.06
22:I16:146:SER:HB3	23:J16:574:ARG:HH12	0.92	1.06
22:I16:146:SER:HB3	23:J16:574:ARG:NH1	1.69	1.06
24:D:405:GLN:CD	24:D16:10:ARG:CZ	2.27	1.06
1:R8:1466:LYS:CG	6:O8:160:LEU:HD22	1.84	1.06
2:M8:363:ARG:NH1	2:M8:494:SER:O	1.87	1.06
2:M8:627:TYR:CD2	3:N8:167:LEU:HA	1.90	1.06
2:M16:363:ARG:NH1	2:M16:494:SER:O	1.87	1.06
5:P:155:PRO:CA	14:W:765:LYS:HE3	1.85	1.06
5:P:600:PHE:CD2	5:P:638:SER:HB2	1.76	1.06
9:K:1180:TRP:CD1	9:K:1261:MET:HE2	1.89	1.06
9:K8:716:ALA:HB1	10:C32:503:THR:HB	1.09	1.06
10:C16:667:ILE:HD13	10:C16:670:GLU:O	1.54	1.06
10:C16:1126:ASP:OD2	24:D8:1069:GLY:HA3	1.53	1.06
10:C24:453:LEU:HD23	10:C24:459:LEU:CD1	1.86	1.06
10:C24:1285:VAL:HG23	10:C24:1738:MET:CE	1.83	1.06
11:A40:206:VAL:HG12	11:A40:233:ALA:HB1	1.35	1.06
11:A40:362:ARG:CD	11:A40:366:ARG:NH2	2.18	1.06
12:A:555:HIS:O	12:A:557:LEU:N	1.87	1.06
18:B:783:LYS:CE	24:D16:1064:GLY:HA2	1.85	1.06
18:B:1256:THR:HG23	24:D16:1238:GLU:HG3	1.31	1.06
18:B8:66:ASN:OD1	18:B8:84:LYS:NZ	1.87	1.06
19:48:187:SER:O	19:48:189:LEU:N	1.87	1.06
20:E8:353:ILE:HD11	20:E8:413:PHE:HA	1.07	1.06

*Continued on next page...*

*Continued from previous page...*

Atom-1	Atom-2	Interatomic distance (Å)	Clash overlap (Å)
21:H8:255:LEU:CD1	23:J8:655:GLU:OE2	2.02	1.06
21:H8:291:VAL:HG12	23:J8:657:GLU:HG2	1.17	1.06
10:C32:1251:PHE:CE2	10:C32:1319:ARG:NH1	2.24	1.06
1:R:1269:LEU:CD1	5:P:684:ARG:HD3	1.84	1.06
5:P:401:ARG:CD	5:P:414:VAL:HG11	1.85	1.06
8:L16:1026:ARG:HD2	9:K16:1284:MET:CG	1.85	1.06
10:C16:1547:LYS:CD	24:D8:1406:SER:H	1.67	1.06
10:C24:768:ARG:CZ	10:C24:775:LYS:HG2	1.82	1.06
10:C24:1453:ARG:HH22	24:D24:1150:GLY:HA2	1.20	1.06
11:A40:691:ALA:CB	24:D24:1397:THR:HG21	1.86	1.06
11:A32:555:HIS:O	11:A32:557:LEU:N	1.87	1.06
18:B8:536:ILE:HG23	18:B8:545:VAL:HG11	1.32	1.06
18:B8:1119:LYS:O	18:B8:1120:THR:C	1.93	1.06
18:B8:1940:ALA:CB	18:B8:1950:ILE:HD11	1.85	1.06
20:E8:235:HIS:NE2	20:E8:239:LYS:HE3	1.70	1.06
23:J32:718:GLN:CD	23:J32:737:TRP:CZ3	2.33	1.06
22:I8:146:SER:HB3	23:J8:574:ARG:NH1	1.69	1.06
10:C32:62:ILE:HD12	10:C32:72:LEU:HD11	1.31	1.06
1:R:1185:THR:HG21	24:D:1462:PHE:HZ	0.91	1.05
2:M8:628:LEU:HD13	3:N8:223:GLY:C	1.80	1.05
2:M16:844:VAL:HG21	4:T16:660:LEU:HD21	1.08	1.05
5:P16:179:TYR:HE1	5:P16:437:GLY:N	1.51	1.05
9:K8:958:MET:HE3	9:K8:974:LEU:HD22	1.07	1.05
9:K8:1154:TRP:CH2	9:K8:1219:VAL:CG1	2.38	1.05
10:C16:1074:LEU:HD12	10:C16:1075:ASP:N	1.71	1.05
10:C16:1548:ILE:CG1	24:D8:1407:PHE:CE2	2.34	1.05
11:A24:206:VAL:HG12	11:A24:233:ALA:HB1	1.35	1.05
11:A24:468:VAL:CG2	24:D16:1103:LEU:CD1	2.10	1.05
10:C24:1050:HIS:CD2	10:C24:1086:LYS:HZ2	1.70	1.05
11:A16:362:ARG:CD	11:A16:366:ARG:NH2	2.18	1.05
11:A16:519:MET:HE1	11:A16:569:MET:HE3	1.15	1.05
18:B:686:LEU:CD1	18:B:790:ASP:OD2	2.03	1.05
18:B:1119:LYS:O	18:B:1120:THR:C	1.93	1.05
18:B8:235:ARG:NH1	18:B8:308:GLU:OE2	1.89	1.05
18:B8:771:MET:HE3	18:B8:840:VAL:HG11	1.38	1.05
2:M8:844:VAL:HG22	4:T8:660:LEU:HD21	1.07	1.05
5:P:109:ILE:CD1	14:W:18:PRO:HG3	1.82	1.05
5:P:214:LEU:HD23	5:P:236:VAL:CG1	1.85	1.05
5:P8:267:ARG:HH21	5:P8:270:GLU:CD	1.64	1.05
8:L16:976:LEU:HD22	9:K16:1004:ARG:HD3	1.33	1.05
9:K:635:ALA:HA	9:K:655:GLN:HE22	1.16	1.05

*Continued on next page...*



*Continued from previous page...*

Atom-1	Atom-2	Interatomic distance (Å)	Clash overlap (Å)
9:K:840:TRP:CZ3	9:K:907:ILE:CD1	2.34	1.05
9:K8:1074:ARG:HD2	9:K8:1126:LEU:HD21	1.33	1.05
10:C16:1814:LYS:HZ1	23:J32:738:MET:HB3	0.94	1.05
11:A40:798:PHE:CZ	11:A40:847:ARG:NH1	2.25	1.05
12:A:798:PHE:CZ	12:A:847:ARG:NH1	2.25	1.05
10:C:18:THR:HG23	10:C:883:GLU:HG2	1.36	1.05
10:C:281:ASP:OD2	24:D:1398:ARG:HD2	1.53	1.05
11:A32:90:PHE:CD2	18:B8:1788:ILE:CG2	2.33	1.05
11:A32:798:PHE:CZ	11:A32:847:ARG:NH1	2.25	1.05
18:B:712:PRO:CG	18:B:759:MET:HE2	1.78	1.05
18:B:1439:LYS:HD3	24:D16:1257:ASN:HD21	1.16	1.05
18:B8:421:ASP:OD1	18:B8:468:ARG:CZ	2.03	1.05
19:4:250:ILE:HG23	20:E:165:ARG:NH2	1.65	1.05
23:J8:718:GLN:CD	23:J8:737:TRP:CZ3	2.33	1.05
24:D:405:GLN:CB	24:D16:10:ARG:HH11	1.67	1.05
12:A48:362:ARG:CD	12:A48:366:ARG:NH2	2.18	1.05
12:A48:555:HIS:O	12:A48:557:LEU:N	1.87	1.05
1:R16:1101:ARG:NH1	1:R16:1188:TYR:CE2	2.24	1.05
5:P:313:TRP:HZ2	5:P:345:MET:HE3	1.22	1.05
5:P8:592:SER:OG	5:P8:598:LEU:CD1	2.05	1.05
11:A40:468:VAL:HG22	24:D32:1103:LEU:HD11	1.33	1.05
10:C:667:ILE:HD13	10:C:670:GLU:O	1.54	1.05
10:C:768:ARG:CZ	10:C:775:LYS:HG2	1.82	1.05
10:C8:1290:HIS:CG	10:C8:1334:MET:HE3	1.91	1.05
11:A16:798:PHE:CZ	11:A16:847:ARG:NH1	2.25	1.05
11:A32:206:VAL:HG12	11:A32:233:ALA:HB1	1.35	1.05
18:B:783:LYS:HE3	24:D16:1064:GLY:HA2	1.11	1.05
18:B8:686:LEU:CD1	18:B8:790:ASP:OD2	2.03	1.05
22:I:146:SER:HB3	23:J32:574:ARG:HH12	0.92	1.05
22:I:199:PHE:HB2	23:J32:620:MET:SD	1.97	1.05
22:I16:199:PHE:HB2	23:J16:620:MET:SD	1.97	1.05
10:C32:407:LYS:CG	10:C32:465:PHE:CZ	2.38	1.05
12:A48:798:PHE:CZ	12:A48:847:ARG:NH1	2.25	1.05
5:P16:592:SER:OG	5:P16:598:LEU:CD1	2.05	1.05
9:K:958:MET:HE3	9:K:974:LEU:HD22	1.07	1.05
9:K16:894:LYS:NZ	9:K16:1057:GLU:CB	2.19	1.05
10:C16:1251:PHE:CE2	10:C16:1319:ARG:NH1	2.24	1.05
11:A24:798:PHE:CZ	11:A24:847:ARG:NH1	2.25	1.05
10:C24:667:ILE:HD12	10:C24:697:HIS:CE1	1.90	1.05
10:C24:847:ARG:HD2	10:C24:911:ILE:HD13	1.38	1.05
14:W:598:ILE:HG23	14:W:626:LEU:HD22	1.30	1.05

*Continued on next page...*

*Continued from previous page...*

Atom-1	Atom-2	Interatomic distance (Å)	Clash overlap (Å)
10:C:453:LEU:HD23	10:C:459:LEU:CD1	1.86	1.05
11:A16:676:TYR:CZ	24:D16:1395:SER:CB	2.39	1.05
11:A32:703:ALA:HA	24:D32:1398:ARG:HD3	1.31	1.05
18:B:421:ASP:OD1	18:B:468:ARG:CZ	2.03	1.05
18:B:1110:LEU:CD2	21:H:326:GLY:N	2.20	1.05
22:I8:199:PHE:HB2	23:J8:620:MET:SD	1.97	1.05
21:H24:285:THR:HA	23:J24:650:GLN:NE2	1.71	1.05
2:M:428:SER:HB2	8:L:355:SER:OG	1.56	1.05
5:P8:15:LEU:HD22	6:O8:309:SER:O	1.53	1.05
8:L:1077:LEU:HD13	9:K:1086:VAL:HG12	1.32	1.05
8:L16:1096:GLU:OE1	9:K16:998:GLN:NE2	1.89	1.05
9:K:635:ALA:HA	9:K:655:GLN:NE2	1.71	1.05
9:K:1153:ALA:O	9:K:1220:ASN:ND2	1.88	1.05
9:K8:919:MET:SD	9:K8:923:ILE:CD1	2.45	1.05
9:K8:1153:ALA:O	9:K8:1220:ASN:ND2	1.88	1.05
10:C24:1688:ARG:HG3	23:J24:735:LYS:HE3	1.33	1.05
10:C8:453:LEU:HD23	10:C8:459:LEU:CD1	1.86	1.05
10:C8:1251:PHE:CE2	10:C8:1319:ARG:NH1	2.24	1.05
11:A32:137:GLU:HG3	18:B8:1901:GLN:HE22	0.90	1.05
11:A32:440:LEU:CD1	11:A32:443:LEU:HD11	1.87	1.05
18:B:1164:GLU:OE1	18:B:1399:ILE:HG21	1.57	1.05
18:B8:1161:LEU:CD1	18:B8:1403:ILE:HG21	1.86	1.05
18:B8:1256:THR:HG21	24:D32:1238:GLU:HG3	1.10	1.05
19:48:250:ILE:HG23	20:E8:165:ARG:HH22	0.89	1.05
22:I8:146:SER:HB3	23:J8:574:ARG:HH12	0.92	1.05
22:I16:199:PHE:CD1	23:J16:620:MET:HG3	1.92	1.05
2:M:628:LEU:HD12	3:N:223:GLY:HA3	1.38	1.04
2:M8:851:LEU:HD21	4:T8:653:GLN:HG2	1.32	1.04
2:M16:628:LEU:HD13	3:N16:223:GLY:C	1.80	1.04
2:M16:628:LEU:HD12	3:N16:223:GLY:HA3	1.38	1.04
5:P8:614:VAL:HG23	5:P8:629:ARG:NH2	1.72	1.04
8:L16:1030:LEU:HD13	9:K16:1285:GLU:HB2	1.09	1.04
10:C16:453:LEU:HD23	10:C16:459:LEU:CD1	1.86	1.04
10:C16:667:ILE:HG23	10:C16:669:GLY:C	1.80	1.04
10:C16:1664:SER:HA	10:C24:1568:ARG:HH21	0.93	1.04
11:A24:519:MET:CE	11:A24:569:MET:CE	2.31	1.04
10:C24:1251:PHE:CE2	10:C24:1319:ARG:NH1	2.24	1.04
10:C:611:TRP:CH2	10:C:670:GLU:OE2	2.10	1.04
10:C:1271:PHE:HZ	10:C:1284:ASP:OD1	1.40	1.04
11:A16:676:TYR:HE2	24:D16:1396:PRO:CD	1.69	1.04
11:A32:714:GLY:CA	24:D32:1398:ARG:NH2	2.20	1.04

*Continued on next page...*



*Continued from previous page...*

Atom-1	Atom-2	Interatomic distance (Å)	Clash overlap (Å)
18:B:1028:LYS:CE	18:B:1092:GLU:OE2	2.05	1.04
18:B8:1164:GLU:OE1	18:B8:1399:ILE:HG21	1.57	1.04
20:E8:434:TRP:NE1	24:D40:72:GLU:OE2	1.89	1.04
22:I:199:PHE:CD1	23:J32:620:MET:HG3	1.92	1.04
22:I8:199:PHE:CD1	23:J8:620:MET:HG3	1.92	1.04
24:D:400:VAL:HB	24:D16:751:MET:HE2	1.32	1.04
12:A48:206:VAL:HG12	12:A48:233:ALA:HB1	1.35	1.04
2:M:342:VAL:HG12	2:M:343:MET:H	1.20	1.04
2:M:672:TYR:HB3	2:M:680:LYS:HD2	1.06	1.04
1:R8:768:LEU:CG	24:D40:1362:VAL:O	2.06	1.04
2:M8:669:ALA:HB2	2:M8:684:GLN:CG	1.59	1.04
6:O:82:LEU:HD23	6:O:103:MET:HE3	1.08	1.04
5:P16:267:ARG:HH21	5:P16:270:GLU:CD	1.64	1.04
9:K8:635:ALA:HA	9:K8:655:GLN:NE2	1.71	1.04
10:C16:62:ILE:HD12	10:C16:72:LEU:CD1	1.87	1.04
11:A24:160:THR:C	11:A24:491:PRO:HG2	1.82	1.04
10:C24:611:TRP:CH2	10:C24:670:GLU:OE2	2.10	1.04
10:C24:1688:ARG:CG	23:J24:735:LYS:HE3	1.86	1.04
10:C:18:THR:CG2	10:C:883:GLU:HG2	1.87	1.04
10:C:453:LEU:HD13	10:C:486:LEU:HD21	1.39	1.04
10:C:667:ILE:HG23	10:C:669:GLY:C	1.80	1.04
10:C:960:PHE:CZ	10:C:1138:GLU:OE2	2.09	1.04
11:A16:206:VAL:HG12	11:A16:233:ALA:HB1	1.35	1.04
11:A16:326:TYR:CE1	17:F8:77:TYR:CB	2.40	1.04
18:B8:1749:LEU:O	18:B8:1781:VAL:HG13	1.57	1.04
19:48:250:ILE:HD11	20:E8:163:ILE:HD13	1.34	1.04
20:E8:358:GLY:HA3	20:E8:454:MET:SD	1.97	1.04
10:C32:611:TRP:CH2	10:C32:670:GLU:OE2	2.10	1.04
12:A48:440:LEU:CD1	12:A48:443:LEU:HD11	1.87	1.04
1:R:1166:ASN:ND2	5:P:672:LEU:HD22	1.71	1.04
1:R:1269:LEU:CD1	5:P:684:ARG:HG2	1.85	1.04
2:M8:628:LEU:HD12	3:N8:223:GLY:HA3	1.38	1.04
2:M8:672:TYR:CB	2:M8:680:LYS:HD3	1.65	1.04
5:P:267:ARG:HH21	5:P:270:GLU:CD	1.64	1.04
7:Q:297:VAL:HG11	7:Q:301:ARG:HB2	1.33	1.04
6:O8:82:LEU:HD23	6:O8:103:MET:HE3	1.08	1.04
8:L16:605:MET:SD	8:L16:631:LEU:HD11	1.97	1.04
9:K8:894:LYS:HD2	9:K8:1058:GLU:HG2	1.32	1.04
9:K8:1154:TRP:CZ2	9:K8:1219:VAL:CG1	2.40	1.04
10:C16:64:LEU:HD22	10:C16:96:ARG:HG3	1.38	1.04
10:C16:557:VAL:HG22	10:C16:565:ARG:HH21	0.93	1.04

*Continued on next page...*

*Continued from previous page...*

Atom-1	Atom-2	Interatomic distance (Å)	Clash overlap (Å)
10:C16:667:ILE:HD12	10:C16:697:HIS:CE1	1.90	1.04
10:C24:64:LEU:HD22	10:C24:96:ARG:HG3	1.38	1.04
10:C24:1290:HIS:CG	10:C24:1334:MET:HE3	1.91	1.04
10:C24:1548:ILE:CD1	24:D24:1407:PHE:HZ	1.59	1.04
12:A:440:LEU:CD1	12:A:443:LEU:HD11	1.87	1.04
10:C:565:ARG:HD3	10:C:568:TRP:CE3	1.85	1.04
10:C:1290:HIS:CG	10:C:1334:MET:HE3	1.91	1.04
10:C8:668:ALA:CA	10:C8:700:MET:HE1	1.87	1.04
18:B:1772:HIS:CD2	18:B:1878:GLU:OE2	2.10	1.04
18:B8:1291:LEU:CD1	18:B8:1332:VAL:HG21	1.88	1.04
19:4:189:LEU:CD1	19:4:203:LEU:HD23	1.88	1.04
20:E:353:ILE:CG2	20:E:413:PHE:HE2	1.70	1.04
20:E:358:GLY:HA3	20:E:454:MET:SD	1.97	1.04
21:H:285:THR:HA	23:J32:650:GLN:NE2	1.71	1.04
23:J32:718:GLN:NE2	23:J32:737:TRP:HZ3	1.32	1.04
10:C32:62:ILE:HD12	10:C32:72:LEU:CD1	1.87	1.04
10:C32:962:PHE:CZ	10:C32:997:ILE:HD12	1.93	1.04
2:M:210:GLN:CD	10:C:529:GLN:NE2	2.16	1.04
2:M8:844:VAL:HG21	4:T8:660:LEU:HD21	1.08	1.04
5:P:57:PRO:CB	6:O:29:LEU:CD1	2.36	1.04
5:P16:57:PRO:CB	6:O16:29:LEU:CD1	2.36	1.04
5:P16:313:TRP:HZ2	5:P16:345:MET:HE3	1.22	1.04
10:C24:62:ILE:HD12	10:C24:72:LEU:CD1	1.87	1.04
11:A40:440:LEU:CD1	11:A40:443:LEU:HD11	1.87	1.04
13:V:910:GLU:HG3	14:W:787:MET:HE1	1.37	1.04
10:C8:62:ILE:HD12	10:C8:72:LEU:CD1	1.88	1.04
10:C8:1271:PHE:HZ	10:C8:1284:ASP:OD1	1.40	1.04
18:B:1156:GLN:CA	18:B:1382:LYS:HZ1	1.71	1.04
21:H:322:LEU:HD13	23:J32:689:LEU:CD2	1.88	1.04
21:H8:285:THR:HA	23:J8:650:GLN:NE2	1.71	1.04
1:R:1424:LYS:CD	6:O:107:SER:OG	2.04	1.04
1:R:1428:VAL:CG2	6:O:165:LYS:NZ	2.19	1.04
1:R16:1223:PHE:CD1	5:P16:676:GLN:NE2	2.26	1.04
5:P8:313:TRP:HZ2	5:P8:345:MET:HE3	1.22	1.04
9:K8:635:ALA:HA	9:K8:655:GLN:HE22	1.16	1.04
11:A24:560:MET:HE1	11:A24:615:GLN:NE2	1.71	1.04
10:C:407:LYS:HD2	10:C:465:PHE:CZ	1.88	1.04
10:C:668:ALA:CA	10:C:700:MET:HE1	1.88	1.04
10:C8:453:LEU:HD13	10:C8:486:LEU:HD21	1.39	1.04
10:C8:1050:HIS:CD2	10:C8:1086:LYS:HZ2	1.72	1.04
18:B:1028:LYS:HE3	18:B:1092:GLU:OE2	1.58	1.04

*Continued on next page...*

*Continued from previous page...*

Atom-1	Atom-2	Interatomic distance (Å)	Clash overlap (Å)
18:B:1161:LEU:CD1	18:B:1403:ILE:HG21	1.86	1.04
10:C32:1285:VAL:HG23	10:C32:1738:MET:CE	1.82	1.04
1:R:768:LEU:CD1	24:D:1362:VAL:O	2.05	1.03
2:M16:816:ARG:HH12	2:M16:849:LEU:HB3	0.87	1.03
5:P:467:GLN:NE2	6:O:291:SER:HB3	1.73	1.03
5:P:592:SER:OG	5:P:598:LEU:CD1	2.05	1.03
10:C16:768:ARG:CZ	10:C16:775:LYS:HG2	1.82	1.03
11:A24:440:LEU:CD1	11:A24:443:LEU:HD11	1.87	1.03
10:C24:962:PHE:CZ	10:C24:997:ILE:HD12	1.92	1.03
11:A40:156:MET:HG2	11:A40:555:HIS:CE1	1.78	1.03
19:4:250:ILE:HG23	20:E:165:ARG:HH22	0.89	1.03
20:E:49:THR:HG23	20:E:121:VAL:HG12	1.36	1.03
22:I24:199:PHE:CD1	23:J24:620:MET:HG3	1.92	1.03
10:C32:637:TYR:OH	10:C32:642:GLU:OE2	1.77	1.03
10:C32:679:ARG:HH22	10:C32:690:LEU:HD21	0.93	1.03
10:C32:1290:HIS:CG	10:C32:1334:MET:HE3	1.91	1.03
1:R:1022:TYR:OH	24:D:1441:PRO:CB	2.06	1.03
1:R:1033:LYS:HE3	24:D:1436:ARG:NH2	1.72	1.03
1:R:1191:LYS:HB2	24:D:1453:GLU:HG2	1.37	1.03
3:N16:162:THR:HG23	3:N16:168:VAL:HG22	1.28	1.03
5:P16:15:LEU:HD22	6:O16:309:SER:O	1.53	1.03
8:L16:1096:GLU:CD	9:K16:998:GLN:HG2	1.82	1.03
10:C16:1290:HIS:CG	10:C16:1334:MET:HE3	1.91	1.03
10:C16:1688:ARG:CG	23:J32:735:LYS:HE3	1.87	1.03
10:C:565:ARG:HD2	10:C:568:TRP:CE3	1.86	1.03
10:C8:664:ASN:HA	10:C8:667:ILE:HG12	1.37	1.03
11:A16:90:PHE:CD2	18:B:1788:ILE:HG21	1.84	1.03
11:A16:440:LEU:CD1	11:A16:443:LEU:HD11	1.87	1.03
11:A16:676:TYR:CE2	24:D16:1396:PRO:CD	2.40	1.03
11:A16:714:GLY:HA3	24:D16:1398:ARG:NH2	1.73	1.03
11:A32:714:GLY:HA3	24:D32:1398:ARG:NH2	1.74	1.03
18:B:583:ARG:CZ	18:B:711:CYS:HB2	1.87	1.03
18:B:1110:LEU:HD12	21:H:323:TYR:OH	1.55	1.03
18:B8:671:MET:CE	18:B8:736:ALA:CB	2.36	1.03
18:B8:729:LEU:HB2	18:B8:1196:MET:CE	1.88	1.03
18:B8:1028:LYS:CE	18:B8:1092:GLU:OE2	2.05	1.03
18:B8:1772:HIS:CD2	18:B8:1878:GLU:OE2	2.10	1.03
10:C32:847:ARG:HD2	10:C32:911:ILE:CD1	1.89	1.03
10:C32:1348:LEU:HD12	10:C32:1359:ILE:HD11	1.03	1.03
2:M:399:THR:OG1	2:M:480:ARG:NH2	1.92	1.03
1:R8:1449:TRP:CH2	2:M8:161:ASP:O	2.12	1.03

*Continued on next page...*

*Continued from previous page...*

Atom-1	Atom-2	Interatomic distance (Å)	Clash overlap (Å)
3:N8:162:THR:CG2	3:N8:168:VAL:HG22	1.83	1.03
2:M16:351:ALA:HB1	8:L16:219:ILE:HG21	1.10	1.03
10:C16:637:TYR:OH	10:C16:642:GLU:OE2	1.77	1.03
10:C16:962:PHE:CZ	10:C16:997:ILE:HD12	1.93	1.03
11:A24:468:VAL:HG21	24:D16:1100:GLN:CD	1.83	1.03
10:C24:390:HIS:CG	10:C24:452:LEU:HB2	1.93	1.03
11:A40:326:TYR:CE1	17:F16:77:TYR:CB	2.40	1.03
18:B:1749:LEU:O	18:B:1781:VAL:HG13	1.58	1.03
18:B8:864:LEU:O	18:B8:910:TYR:OH	1.74	1.03
20:E8:123:CYS:SG	20:E8:135:ILE:HD12	1.95	1.03
20:E8:353:ILE:CG2	20:E8:413:PHE:HE2	1.70	1.03
21:H24:322:LEU:HD13	23:J24:689:LEU:CD2	1.88	1.03
1:R:1187:ARG:NH2	1:R:1201:LEU:HD11	1.74	1.03
2:M:627:TYR:CE2	3:N:166:ALA:N	2.26	1.03
1:R8:1165:MET:SD	5:P8:676:GLN:NE2	2.32	1.03
2:M8:385:LEU:HD11	2:M8:396:PHE:CE2	1.94	1.03
2:M8:534:HIS:CD2	2:M8:557:THR:HG22	1.94	1.03
2:M16:417:ARG:NH2	8:L16:411:GLU:OE1	1.89	1.03
7:Q:241:HIS:NE2	7:Q:258:ARG:NH2	2.07	1.03
10:C16:620:PRO:CB	10:C16:636:VAL:CG1	2.36	1.03
10:C24:1453:ARG:CZ	24:D24:1150:GLY:HA3	1.86	1.03
10:C:847:ARG:HD2	10:C:911:ILE:HD13	1.38	1.03
10:C8:637:TYR:OH	10:C8:642:GLU:OE2	1.77	1.03
18:B:671:MET:CE	18:B:736:ALA:CB	2.36	1.03
18:B:1291:LEU:CD1	18:B:1332:VAL:HG21	1.88	1.03
19:48:189:LEU:CD1	19:48:203:LEU:HD23	1.88	1.03
21:H16:285:THR:HA	23:J16:650:GLN:NE2	1.71	1.03
21:H16:285:THR:HA	23:J16:650:GLN:HE22	0.87	1.03
24:D:387:LEU:HB2	24:D16:746:ALA:HB2	1.39	1.03
10:C32:390:HIS:ND1	10:C32:452:LEU:HB3	1.73	1.03
10:C32:620:PRO:CB	10:C32:636:VAL:CG1	2.36	1.03
2:M:385:LEU:HD11	2:M:396:PHE:CE2	1.94	1.03
1:R8:1466:LYS:HD2	6:O8:160:LEU:HB2	1.40	1.03
2:M16:399:THR:OG1	2:M16:480:ARG:NH2	1.92	1.03
2:M16:416:VAL:HG11	8:L16:398:ALA:HB2	1.35	1.03
5:P8:57:PRO:CB	6:O8:29:LEU:CD1	2.36	1.03
6:O8:179:LYS:HD3	6:O8:183:GLN:OE1	0.85	1.03
7:Q8:241:HIS:NE2	7:Q8:258:ARG:NH2	2.07	1.03
6:O16:179:LYS:HD3	6:O16:183:GLN:OE1	0.85	1.03
8:L16:1030:LEU:HD22	9:K16:1285:GLU:CD	1.83	1.03
9:K8:716:ALA:HB1	10:C32:503:THR:CB	1.87	1.03

*Continued on next page...*

*Continued from previous page...*

Atom-1	Atom-2	Interatomic distance (Å)	Clash overlap (Å)
10:C16:611:TRP:CH2	10:C16:670:GLU:OE2	2.10	1.03
10:C16:847:ARG:HD2	10:C16:911:ILE:CD1	1.89	1.03
11:A24:607:ARG:NH2	24:D16:914:PHE:CD1	2.26	1.03
10:C24:1271:PHE:HZ	10:C24:1284:ASP:OD1	1.40	1.03
10:C24:1814:LYS:HE2	23:J24:738:MET:CE	1.89	1.03
13:V:815:TYR:OH	15:J:627:ILE:CD1	2.06	1.03
14:W:781:LEU:HD21	15:J:695:ILE:HG21	1.38	1.03
10:C:1348:LEU:HD12	10:C:1359:ILE:HD11	1.03	1.03
10:C8:611:TRP:CH2	10:C8:670:GLU:OE2	2.10	1.03
11:A32:90:PHE:CZ	18:B8:1788:ILE:HG23	1.92	1.03
11:A32:326:TYR:CE1	17:F24:77:TYR:CB	2.40	1.03
11:A32:362:ARG:CD	11:A32:366:ARG:HH22	1.72	1.03
18:B:729:LEU:HB2	18:B:1196:MET:CE	1.88	1.03
21:H24:285:THR:HA	23:J24:650:GLN:HE22	0.87	1.03
2:M:816:ARG:HH12	2:M:849:LEU:HB3	0.87	1.02
1:R8:1187:ARG:NH2	1:R8:1201:LEU:HD11	1.74	1.02
6:O:133:LEU:HD11	6:O:153:PHE:CZ	1.95	1.02
5:P8:611:LEU:HG	5:P8:629:ARG:HD3	1.36	1.02
6:O8:133:LEU:HD11	6:O8:153:PHE:CZ	1.95	1.02
9:K:1154:TRP:CZ2	9:K:1219:VAL:CG1	2.40	1.02
10:C16:668:ALA:CA	10:C16:700:MET:HE1	1.88	1.02
11:A24:468:VAL:HG22	24:D16:1103:LEU:HD11	1.38	1.02
11:A24:737:GLU:CG	24:D16:871:ARG:HH21	1.71	1.02
13:V:835:GLU:CG	15:J:648:TYR:OH	2.07	1.02
10:C:637:TYR:OH	10:C:642:GLU:OE2	1.77	1.02
18:B:514:THR:HG22	18:B:549:TRP:CH2	1.93	1.02
18:B:771:MET:HE3	18:B:840:VAL:HG11	1.39	1.02
18:B8:583:ARG:CZ	18:B8:711:CYS:HB2	1.87	1.02
20:E:123:CYS:SG	20:E:135:ILE:HD12	1.95	1.02
20:E8:49:THR:HG23	20:E8:121:VAL:HG12	1.36	1.02
21:H8:322:LEU:HD13	23:J8:689:LEU:CD2	1.88	1.02
24:D:1009:CYS:O	24:D:1013:HIS:ND1	1.92	1.02
24:D8:853:MET:HB3	24:D8:885:TYR:CE2	1.93	1.02
24:D40:1109:LEU:HD13	24:D40:1127:ARG:HG3	1.05	1.02
10:C32:668:ALA:CA	10:C32:700:MET:HE1	1.88	1.02
10:C32:768:ARG:CZ	10:C32:775:LYS:HG2	1.82	1.02
12:A48:362:ARG:CD	12:A48:366:ARG:HH22	1.72	1.02
1:R:1075:LYS:HE2	5:P:713:LEU:C	1.85	1.02
3:N8:4:GLN:NE2	3:N8:44:GLY:CA	2.23	1.02
2:M16:639:GLN:HE22	3:N16:269:LEU:CD1	1.72	1.02
5:P:16:PHE:CD1	6:O:311:LEU:HD11	1.94	1.02

*Continued on next page...*

*Continued from previous page...*

Atom-1	Atom-2	Interatomic distance (Å)	Clash overlap (Å)
5:P:633:LEU:CD2	5:P:647:LEU:HD13	1.89	1.02
5:P8:105:ARG:CZ	5:P8:130:VAL:HG22	1.89	1.02
5:P8:467:GLN:NE2	6:O8:291:SER:HB3	1.73	1.02
6:O16:82:LEU:HD23	6:O16:103:MET:HE3	1.08	1.02
9:K8:975:MET:CE	9:K8:989:VAL:HG11	1.89	1.02
11:A24:326:TYR:CE1	17:F:77:TYR:CB	2.40	1.02
10:C24:407:LYS:CG	10:C24:465:PHE:CZ	2.38	1.02
10:C24:1290:HIS:CB	10:C24:1334:MET:HE3	1.89	1.02
14:W:515:CYS:HB3	14:W:604:PRO:N	1.65	1.02
14:W:584:CYS:SG	15:J:573:LYS:CD	2.46	1.02
10:C8:1290:HIS:CB	10:C8:1334:MET:HE3	1.89	1.02
18:B8:132:LEU:CD1	18:B8:199:LEU:HD11	1.89	1.02
18:B8:712:PRO:CB	18:B8:759:MET:HE2	1.89	1.02
22:I:321:LYS:NZ	23:J32:711:GLU:OE2	1.92	1.02
22:I24:199:PHE:HB2	23:J24:620:MET:SD	1.97	1.02
23:J24:718:GLN:NE2	23:J24:737:TRP:HZ3	1.31	1.02
10:C32:64:LEU:HD22	10:C32:96:ARG:HG3	1.38	1.02
2:M8:639:GLN:HE22	3:N8:269:LEU:CD1	1.72	1.02
2:M8:669:ALA:CB	2:M8:684:GLN:CD	2.20	1.02
2:M16:231:ARG:CD	2:M16:299:GLY:HA2	1.76	1.02
2:M16:342:VAL:HG12	2:M16:343:MET:H	1.20	1.02
5:P:401:ARG:NH2	5:P:404:ILE:CG2	2.23	1.02
5:P16:467:GLN:NE2	6:O16:291:SER:HB3	1.73	1.02
10:C16:1290:HIS:CB	10:C16:1334:MET:HE3	1.89	1.02
10:C24:620:PRO:CB	10:C24:636:VAL:CG1	2.36	1.02
10:C24:637:TYR:OH	10:C24:642:GLU:OE2	1.77	1.02
10:C24:668:ALA:CA	10:C24:700:MET:HE1	1.88	1.02
10:C24:847:ARG:HD2	10:C24:911:ILE:CD1	1.89	1.02
14:W:698:LEU:HD12	15:J:617:LEU:HD23	1.40	1.02
10:C:620:PRO:CB	10:C:636:VAL:CG1	2.36	1.02
10:C8:1348:LEU:HD12	10:C8:1359:ILE:HD11	1.03	1.02
11:A16:198:PRO:HB2	11:A16:200:HIS:CE1	1.95	1.02
11:A16:703:ALA:HA	24:D16:1398:ARG:HD3	1.35	1.02
11:A32:122:LYS:HE3	18:B8:1757:GLU:OE1	1.56	1.02
18:B:712:PRO:CB	18:B:759:MET:HE2	1.89	1.02
18:B8:1342:LEU:HD23	18:B8:1406:ALA:CB	1.90	1.02
20:E:355:PRO:CA	20:E:454:MET:HE1	1.90	1.02
20:E:429:PRO:CD	24:D:72:GLU:OE2	2.08	1.02
20:E8:353:ILE:HD11	20:E8:413:PHE:CA	1.89	1.02
21:H16:322:LEU:HD13	23:J16:689:LEU:CD2	1.88	1.02
10:C32:1271:PHE:HZ	10:C32:1284:ASP:OD1	1.40	1.02

*Continued on next page...*



*Continued from previous page...*

Atom-1	Atom-2	Interatomic distance (Å)	Clash overlap (Å)
1:R:1449:TRP:CH2	2:M:161:ASP:O	2.12	1.02
2:M:639:GLN:HE22	3:N:269:LEU:CD1	1.72	1.02
2:M16:231:ARG:HD2	2:M16:299:GLY:HA3	1.04	1.02
5:P8:16:PHE:CD1	6:O8:311:LEU:HD11	1.94	1.02
8:L16:1069:LEU:CD1	9:K16:1086:VAL:HG11	1.90	1.02
9:K8:894:LYS:HE2	9:K8:1058:GLU:O	1.59	1.02
10:C16:620:PRO:CB	10:C16:636:VAL:HG13	1.90	1.02
10:C16:1453:ARG:HH22	24:D8:1150:GLY:HA3	0.88	1.02
10:C24:620:PRO:CB	10:C24:636:VAL:HG13	1.90	1.02
11:A40:737:GLU:HG3	24:D32:871:ARG:HH21	1.23	1.02
14:W:590:LEU:HD11	14:W:641:GLU:CD	1.83	1.02
10:C:62:ILE:HD12	10:C:72:LEU:CD1	1.87	1.02
10:C8:620:PRO:CB	10:C8:636:VAL:CG1	2.36	1.02
18:B:864:LEU:O	18:B:910:TYR:OH	1.74	1.02
18:B:1529:GLU:CD	24:D16:1415:LEU:CD1	2.32	1.02
18:B8:928:ARG:HH22	18:B8:970:SER:HA	1.25	1.02
18:B8:1028:LYS:HE3	18:B8:1092:GLU:OE2	1.58	1.02
21:H:285:THR:HA	23:J32:650:GLN:HE22	0.87	1.02
10:C32:620:PRO:CB	10:C32:636:VAL:HG13	1.90	1.02
2:M:399:THR:CB	2:M:480:ARG:NH2	2.22	1.02
2:M8:342:VAL:HG12	2:M8:343:MET:H	1.20	1.02
2:M8:399:THR:OG1	2:M8:480:ARG:NH2	1.92	1.02
2:M8:816:ARG:HH12	2:M8:849:LEU:HB3	0.87	1.02
1:R16:1187:ARG:NH2	1:R16:1201:LEU:HD11	1.74	1.02
1:R16:1449:TRP:CH2	2:M16:161:ASP:O	2.12	1.02
5:P16:16:PHE:CD1	6:O16:311:LEU:HD11	1.94	1.02
9:K:792:LEU:HD11	9:K:864:ILE:HD13	1.39	1.02
10:C16:1271:PHE:HZ	10:C16:1284:ASP:OD1	1.40	1.02
10:C16:1549:VAL:HG13	10:C16:1592:VAL:HG13	1.42	1.02
12:A:198:PRO:HB2	12:A:200:HIS:CE1	1.95	1.02
10:C:64:LEU:HD22	10:C:96:ARG:HG3	1.38	1.02
10:C8:847:ARG:NH2	10:C8:910:SER:HB2	1.75	1.02
11:A16:806:GLN:CD	11:A16:847:ARG:NH2	2.18	1.02
18:B8:514:THR:HG22	18:B8:549:TRP:CH2	1.93	1.02
18:B8:676:ASP:O	18:B8:678:PRO:HD3	1.60	1.02
20:E8:138:ARG:NH2	20:E8:190:TYR:CE2	2.27	1.02
21:H8:285:THR:HA	23:J8:650:GLN:HE22	0.87	1.02
3:N:158:TRP:CE2	3:N:179:LEU:HD21	1.95	1.01
2:M8:672:TYR:HB2	2:M8:680:LYS:CD	1.68	1.01
2:M16:385:LEU:HD11	2:M16:396:PHE:CE2	1.94	1.01
3:N16:158:TRP:CE2	3:N16:179:LEU:HD21	1.95	1.01

*Continued on next page...*

*Continued from previous page...*

Atom-1	Atom-2	Interatomic distance (Å)	Clash overlap (Å)
10:C16:667:ILE:O	10:C16:668:ALA:C	1.68	1.01
11:A24:198:PRO:HB2	11:A24:200:HIS:CE1	1.95	1.01
10:C24:1348:LEU:HD12	10:C24:1359:ILE:HD11	1.03	1.01
10:C:979:MET:CE	10:C:1028:ILE:HG21	1.88	1.01
10:C:1290:HIS:CB	10:C:1334:MET:HE3	1.89	1.01
10:C8:620:PRO:CB	10:C8:636:VAL:HG13	1.90	1.01
10:C8:847:ARG:HD2	10:C8:911:ILE:CD1	1.89	1.01
10:C8:1285:VAL:HG23	10:C8:1738:MET:CE	1.82	1.01
11:A32:806:GLN:CD	11:A32:847:ARG:NH2	2.18	1.01
18:B:729:LEU:HD13	18:B:1196:MET:HE1	1.42	1.01
18:B:1342:LEU:HD23	18:B:1406:ALA:CB	1.90	1.01
18:B8:1156:GLN:CA	18:B8:1382:LYS:HZ1	1.73	1.01
24:D:409:LEU:CD2	24:D16:746:ALA:H	1.73	1.01
1:R:983:ARG:NH2	24:D:1366:PRO:CD	2.23	1.01
1:R:1033:LYS:NZ	24:D:1432:THR:HB	1.74	1.01
2:M:399:THR:CG2	2:M:480:ARG:HH21	1.72	1.01
2:M8:544:LEU:HD21	2:M8:586:ALA:HB1	1.40	1.01
2:M8:730:GLU:HG3	8:L16:504:GLN:NE2	1.69	1.01
6:O:179:LYS:HD3	6:O:183:GLN:OE1	0.85	1.01
5:P16:179:TYR:HE1	5:P16:436:ALA:C	1.56	1.01
6:O16:133:LEU:HD11	6:O16:153:PHE:CZ	1.94	1.01
9:K:1085:TYR:HE1	9:K:1093:SER:CA	1.69	1.01
9:K8:1085:TYR:HE1	9:K8:1093:SER:CA	1.69	1.01
10:C16:1074:LEU:HD12	10:C16:1075:ASP:HA	1.02	1.01
10:C16:1348:LEU:HD12	10:C16:1359:ILE:HD11	1.03	1.01
11:A24:362:ARG:CD	11:A24:366:ARG:HH22	1.72	1.01
10:C24:1699:LYS:HZ2	23:J24:722:LEU:CD2	1.65	1.01
11:A40:198:PRO:HB2	11:A40:200:HIS:CE1	1.95	1.01
10:C:667:ILE:HD12	10:C:697:HIS:CE1	1.91	1.01
11:A16:90:PHE:CZ	18:B:1788:ILE:CG2	2.42	1.01
11:A32:6:GLU:OE1	21:H24:332:GLU:OE1	1.78	1.01
18:B:132:LEU:CD1	18:B:199:LEU:HD11	1.89	1.01
19:48:342:GLU:OE1	24:D8:174:SER:CB	2.08	1.01
22:I16:321:LYS:NZ	23:J16:711:GLU:OE2	1.92	1.01
24:D32:642:VAL:HG22	24:D40:631:ARG:NH2	1.74	1.01
10:C32:847:ARG:NH2	10:C32:910:SER:HB2	1.75	1.01
2:M:254:LEU:HD22	2:M:283:ILE:CD1	1.90	1.01
3:N8:158:TRP:CE2	3:N8:179:LEU:HD21	1.95	1.01
3:N16:4:GLN:NE2	3:N16:44:GLY:CA	2.22	1.01
8:L:1089:MET:HE3	9:K:1000:SER:HB2	1.37	1.01
9:K8:649:MET:CB	9:K8:704:ARG:NH2	2.23	1.01

*Continued on next page...*



*Continued from previous page...*

Atom-1	Atom-2	Interatomic distance (Å)	Clash overlap (Å)
10:C16:667:ILE:HG23	10:C16:670:GLU:N	1.76	1.01
11:A40:468:VAL:CG2	24:D32:1103:LEU:CD1	2.26	1.01
11:A16:154:ILE:HD11	18:B:1842:VAL:HG13	1.41	1.01
18:B8:917:PHE:HE2	18:B8:960:GLN:NE2	1.58	1.01
18:B8:1768:ILE:HG22	18:B8:1770:THR:CG2	1.89	1.01
20:E:138:ARG:NH2	20:E:190:TYR:CE2	2.27	1.01
21:H:322:LEU:HD13	23:J32:689:LEU:HD23	1.43	1.01
22:I8:321:LYS:NZ	23:J8:711:GLU:OE2	1.92	1.01
22:I24:321:LYS:NZ	23:J24:711:GLU:OE2	1.92	1.01
10:C32:847:ARG:HD2	10:C32:911:ILE:HD13	1.38	1.01
12:A48:806:GLN:CD	12:A48:847:ARG:NH2	2.18	1.01
1:R:1290:ILE:HD11	10:C:605:GLU:CD	1.85	1.01
1:R8:1445:GLU:OE2	2:M8:185:ARG:NH2	1.94	1.01
1:R8:1449:TRP:CZ2	2:M8:161:ASP:O	2.14	1.01
2:M8:399:THR:CG2	2:M8:480:ARG:HH21	1.72	1.01
2:M16:399:THR:CB	2:M16:480:ARG:NH2	2.22	1.01
4:T:672:GLN:HG3	5:P:702:LEU:CD2	1.91	1.01
7:Q16:241:HIS:NE2	7:Q16:258:ARG:NH2	2.07	1.01
8:L16:1096:GLU:OE2	9:K16:998:GLN:CG	2.08	1.01
9:K:1198:LEU:CD1	9:K:1267:LEU:HD22	1.90	1.01
10:C16:619:LEU:HB3	10:C16:620:PRO:HD2	1.42	1.01
10:C16:847:ARG:HD2	10:C16:911:ILE:HD13	1.38	1.01
10:C16:1814:LYS:NZ	23:J32:738:MET:CB	2.21	1.01
22:I24:131:ARG:HG3	23:J24:557:ARG:HH21	1.25	1.01
10:C32:619:LEU:HB3	10:C32:620:PRO:HD2	1.42	1.01
3:N:4:GLN:NE2	3:N:44:GLY:CA	2.23	1.01
1:R8:1466:LYS:HG2	6:O8:160:LEU:HD22	1.41	1.01
2:M8:669:ALA:HB3	2:M8:684:GLN:HG3	1.39	1.01
1:R16:1166:ASN:HD21	5:P16:672:LEU:HD22	1.25	1.01
5:P8:611:LEU:HG	5:P8:629:ARG:CD	1.91	1.01
6:O8:176:ASN:HD21	6:O8:179:LYS:HE3	1.24	1.01
5:P16:267:ARG:NH2	5:P16:270:GLU:OE1	1.94	1.01
10:C16:453:LEU:HD13	10:C16:486:LEU:HD21	1.39	1.01
11:A24:560:MET:HE2	11:A24:615:GLN:HE22	1.24	1.01
10:C24:1549:VAL:HG13	10:C24:1592:VAL:HG13	1.42	1.01
11:A40:103:GLU:CD	21:H16:323:TYR:CE2	2.38	1.01
12:A:362:ARG:CD	12:A:366:ARG:HH22	1.72	1.01
13:V:745:LEU:CD1	15:J:557:ARG:NH1	2.24	1.01
14:W:659:ARG:HH22	15:J:583:LEU:CD2	1.73	1.01
14:W:711:ARG:HD3	10:C8:1609:ASP:OD2	1.58	1.01
10:C:620:PRO:CB	10:C:636:VAL:HG13	1.90	1.01

*Continued on next page...*

*Continued from previous page...*

Atom-1	Atom-2	Interatomic distance (Å)	Clash overlap (Å)
10:C:847:ARG:NH2	10:C:910:SER:HB2	1.75	1.01
11:A16:362:ARG:CD	11:A16:366:ARG:HH22	1.72	1.01
18:B:1110:LEU:CD2	21:H:326:GLY:H	1.74	1.01
18:B8:729:LEU:HD13	18:B8:1196:MET:HE1	1.41	1.01
19:4:282:GLU:OE1	19:4:285:THR:OG1	1.78	1.01
20:E:353:ILE:HD11	20:E:413:PHE:CA	1.89	1.01
21:H8:322:LEU:HD13	23:J8:689:LEU:HD23	1.43	1.01
10:C32:390:HIS:CG	10:C32:452:LEU:HB3	1.96	1.01
10:C32:1549:VAL:HG13	10:C32:1592:VAL:HG13	1.42	1.01
12:A48:198:PRO:HB2	12:A48:200:HIS:CE1	1.95	1.01
1:R16:1449:TRP:CZ2	2:M16:161:ASP:O	2.14	1.00
2:M16:847:PHE:CB	4:T16:656:TRP:CE3	2.32	1.00
3:N16:162:THR:CG2	3:N16:168:VAL:HG22	1.83	1.00
6:O16:176:ASN:HD21	6:O16:179:LYS:HE3	1.24	1.00
11:A40:362:ARG:CD	11:A40:366:ARG:HH22	1.72	1.00
11:A40:806:GLN:CD	11:A40:847:ARG:NH2	2.18	1.00
12:A:215:ASN:OD1	12:A:592:GLN:NE2	1.94	1.00
10:C8:1303:LEU:HD13	10:C8:1323:LEU:HD23	1.44	1.00
11:A16:215:ASN:OD1	11:A16:592:GLN:NE2	1.94	1.00
20:E8:355:PRO:CA	20:E8:454:MET:HE1	1.90	1.00
21:H24:291:VAL:HG12	23:J24:657:GLU:CG	1.91	1.00
10:C32:1290:HIS:CB	10:C32:1334:MET:HE3	1.89	1.00
9:K:649:MET:CB	9:K:704:ARG:NH2	2.23	1.00
9:K:1074:ARG:HD2	9:K:1126:LEU:CD2	1.91	1.00
10:C16:1453:ARG:NH2	24:D8:1150:GLY:CA	2.13	1.00
11:A24:806:GLN:CD	11:A24:847:ARG:NH2	2.18	1.00
12:A:806:GLN:CD	12:A:847:ARG:NH2	2.18	1.00
11:A32:198:PRO:HB2	11:A32:200:HIS:CE1	1.95	1.00
18:B:917:PHE:HE2	18:B:960:GLN:NE2	1.58	1.00
18:B8:94:LEU:HD21	18:B8:132:LEU:CD2	1.91	1.00
20:E8:353:ILE:CD1	20:E8:413:PHE:HA	1.91	1.00
21:H8:285:THR:CA	23:J8:650:GLN:HE22	1.74	1.00
1:R:1445:GLU:OE2	2:M:185:ARG:NH2	1.94	1.00
1:R:1449:TRP:HZ3	2:M:160:LEU:HD12	1.23	1.00
2:M8:399:THR:CB	2:M8:480:ARG:NH2	2.22	1.00
2:M16:399:THR:CG2	2:M16:480:ARG:HH21	1.72	1.00
7:Q:327:LEU:HD11	7:Q:358:PHE:CE1	1.97	1.00
9:K:1039:ASP:OD1	9:K:1096:LYS:NZ	1.94	1.00
9:K8:1198:LEU:CD1	9:K8:1267:LEU:HD22	1.90	1.00
10:C16:390:HIS:HB3	10:C16:452:LEU:HB2	1.43	1.00
10:C16:407:LYS:CG	10:C16:465:PHE:CZ	2.38	1.00

*Continued on next page...*

*Continued from previous page...*

Atom-1	Atom-2	Interatomic distance (Å)	Clash overlap (Å)
11:A24:390:ALA:HB1	24:D16:1099:ARG:HD3	1.38	1.00
10:C24:667:ILE:HG23	10:C24:670:GLU:N	1.76	1.00
12:A:212:LYS:HE2	12:A:585:MET:CE	1.76	1.00
11:A16:6:GLU:OE1	21:H:332:GLU:OE1	1.78	1.00
18:B:676:ASP:O	18:B:678:PRO:HD3	1.60	1.00
18:B:690:TRP:HE3	18:B:739:VAL:HG21	1.00	1.00
18:B:1156:GLN:HA	18:B:1382:LYS:HZ1	0.83	1.00
18:B:1768:ILE:HG22	18:B:1770:THR:CG2	1.89	1.00
10:C32:390:HIS:HB3	10:C32:452:LEU:HB2	1.43	1.00
12:A48:215:ASN:OD1	12:A48:592:GLN:NE2	1.94	1.00
12:A48:560:MET:HE2	12:A48:615:GLN:HE22	1.24	1.00
1:R:1424:LYS:NZ	6:O:105:ASN:HD21	1.42	1.00
11:A24:6:GLU:OE1	21:H8:332:GLU:OE1	1.78	1.00
11:A40:6:GLU:OE1	21:H16:332:GLU:OE1	1.78	1.00
11:A16:122:LYS:HE3	18:B:1757:GLU:OE1	1.56	1.00
11:A32:154:ILE:HD11	18:B8:1842:VAL:HG13	1.41	1.00
23:J32:686:MET:CE	23:J32:694:ARG:CZ	2.40	1.00
10:C32:453:LEU:HD13	10:C32:486:LEU:HD21	1.39	1.00
8:L:1041:SER:HB3	8:L:1054:HIS:CE1	1.97	1.00
8:L8:1074:ARG:CB	9:K8:1089:LYS:HE2	1.92	1.00
9:K:1249:MET:HG2	9:K:1254:PHE:CE1	1.96	1.00
10:C24:1757:GLN:OE1	11:A40:136:LEU:HD21	1.62	1.00
10:C:1161:PHE:O	10:C:1164:VAL:HG23	1.61	1.00
21:H16:285:THR:CA	23:J16:650:GLN:HE22	1.74	1.00
21:H16:322:LEU:HD13	23:J16:689:LEU:HD23	1.43	1.00
7:Q8:327:LEU:HD11	7:Q8:358:PHE:CE1	1.97	1.00
9:K8:923:ILE:CG2	9:K8:929:ARG:HE	1.75	1.00
11:A24:212:LYS:HE2	11:A24:585:MET:CE	1.77	1.00
14:W:554:LYS:HD2	14:W:597:ARG:NH2	1.76	1.00
14:W:746:THR:CG2	15:J:675:ASN:ND2	2.25	1.00
10:C:847:ARG:HD2	10:C:911:ILE:CD1	1.89	1.00
10:C8:1161:PHE:O	10:C8:1164:VAL:HG23	1.61	1.00
11:A32:121:GLN:HE22	18:B8:1559:ALA:CA	1.75	1.00
10:C32:390:HIS:ND1	10:C32:452:LEU:CD1	2.24	1.00
10:C32:1161:PHE:O	10:C32:1164:VAL:HG23	1.61	1.00
1:R:765:ASP:OD1	24:D:1361:ALA:HB1	1.60	1.00
1:R:1139:ARG:HD3	1:R:1157:ARG:HH22	1.26	1.00
2:M16:231:ARG:CG	2:M16:299:GLY:HA3	1.91	1.00
2:M16:345:ASP:C	2:M16:347:LYS:H	1.70	1.00
11:A24:215:ASN:OD1	11:A24:592:GLN:NE2	1.94	1.00
11:A40:215:ASN:OD1	11:A40:592:GLN:NE2	1.94	1.00

*Continued on next page...*

*Continued from previous page...*

Atom-1	Atom-2	Interatomic distance (Å)	Clash overlap (Å)
11:A32:212:LYS:HE2	11:A32:585:MET:CE	1.77	1.00
20:E8:432:ILE:HD13	24:D40:72:GLU:OE1	1.60	1.00
21:H:285:THR:CA	23:J32:650:GLN:HE22	1.74	1.00
1:R:1449:TRP:CZ2	2:M:161:ASP:O	2.14	0.99
6:O:119:ARG:HH21	6:O:182:GLU:HA	1.26	0.99
8:L8:1089:MET:HE3	9:K8:1000:SER:HB2	1.40	0.99
10:C24:1548:ILE:CG1	24:D24:1407:PHE:HE2	1.75	0.99
13:V:815:TYR:OH	15:J:627:ILE:HD11	1.60	0.99
14:W:645:HIS:CE1	14:W:649:LEU:CD1	2.45	0.99
10:C:620:PRO:HB3	10:C:636:VAL:HG12	1.44	0.99
10:C:667:ILE:HG23	10:C:670:GLU:N	1.76	0.99
10:C8:1757:GLN:OE1	16:A8:136:LEU:HD21	1.62	0.99
18:B:410:GLN:NE2	18:B:538:ARG:NH2	2.10	0.99
24:D:1:MET:HB2	24:D:882:GLU:OE2	1.60	0.99
24:D32:1109:LEU:HD22	24:D32:1156:SER:HB2	1.43	0.99
10:C32:679:ARG:NH2	10:C32:690:LEU:CD2	2.25	0.99
10:C32:1303:LEU:HD13	10:C32:1323:LEU:HD23	1.44	0.99
7:Q16:327:LEU:HD11	7:Q16:358:PHE:CE1	1.97	0.99
9:K:919:MET:SD	9:K:938:PHE:CE2	2.56	0.99
18:B:817:CYS:HB3	18:B:885:ARG:NH1	1.77	0.99
20:E:353:ILE:CD1	20:E:413:PHE:HA	1.91	0.99
10:C32:407:LYS:HD2	10:C32:465:PHE:CZ	1.97	0.99
1:R:983:ARG:HH22	24:D:1366:PRO:HD3	0.90	0.99
5:P:16:PHE:HE2	5:P:461:HIS:CE1	1.80	0.99
8:L8:608:PHE:CZ	8:L8:635:MET:HA	1.97	0.99
9:K8:1074:ARG:HD2	9:K8:1126:LEU:CD2	1.90	0.99
11:A24:691:ALA:CB	24:D8:1397:THR:HG21	1.92	0.99
12:A:136:LEU:HD21	10:C:1757:GLN:OE1	1.62	0.99
10:C8:1549:VAL:HG13	10:C8:1592:VAL:HG13	1.42	0.99
19:48:189:LEU:HD22	19:48:203:LEU:CD2	1.91	0.99
1:R16:1445:GLU:OE2	2:M16:185:ARG:NH2	1.94	0.99
2:M16:417:ARG:HB3	8:L16:298:PHE:HE2	0.83	0.99
10:C16:847:ARG:NH2	10:C16:910:SER:HB2	1.75	0.99
10:C24:407:LYS:HD2	10:C24:465:PHE:CZ	1.97	0.99
11:A40:748:GLU:HB3	24:D24:1398:ARG:NH1	1.52	0.99
12:A:642:GLY:HA2	12:A:685:ARG:CZ	1.88	0.99
14:W:586:ILE:HD11	15:J:572:ASP:CG	1.86	0.99
11:A16:121:GLN:HE22	18:B:1559:ALA:CA	1.75	0.99
11:A32:215:ASN:OD1	11:A32:592:GLN:NE2	1.94	0.99
18:B:536:ILE:CG2	18:B:545:VAL:HG11	1.92	0.99
18:B:1256:THR:HG21	24:D16:1238:GLU:HG3	1.43	0.99

*Continued on next page...*

*Continued from previous page...*

Atom-1	Atom-2	Interatomic distance (Å)	Clash overlap (Å)
18:B8:1256:THR:HG23	24:D32:1238:GLU:HG3	1.38	0.99
24:D8:857:THR:HG21	24:D8:885:TYR:OH	1.60	0.99
5:P16:16:PHE:HE2	5:P16:461:HIS:CE1	1.80	0.99
9:K8:649:MET:HB3	9:K8:704:ARG:HH21	1.01	0.99
18:B:1110:LEU:HD22	21:H:326:GLY:H	0.90	0.99
19:4:189:LEU:HD22	19:4:203:LEU:CD2	1.91	0.99
19:48:282:GLU:OE1	19:48:285:THR:OG1	1.79	0.99
1:R8:1139:ARG:HH21	1:R8:1161:LEU:HD11	1.24	0.99
6:O8:173:VAL:HG22	6:O8:189:LEU:HD13	1.44	0.99
8:L:1089:MET:HG2	9:K:1000:SER:HB3	1.44	0.99
11:A40:560:MET:HE2	11:A40:615:GLN:HE22	1.25	0.99
10:C8:1328:PHE:HZ	10:C8:1377:ILE:HD11	1.27	0.99
11:A16:714:GLY:CA	24:D16:1398:ARG:NH2	2.25	0.99
21:H:291:VAL:HG12	23:J32:657:GLU:CG	1.92	0.99
12:A48:212:LYS:HE2	12:A48:585:MET:CE	1.77	0.99
1:R:1269:LEU:CD1	5:P:684:ARG:CG	2.41	0.99
2:M16:414:GLY:CA	8:L16:401:LYS:NZ	2.25	0.99
9:K:923:ILE:CG2	9:K:929:ARG:HE	1.75	0.99
9:K16:894:LYS:HZ2	9:K16:1057:GLU:CB	1.72	0.99
10:C24:453:LEU:HD13	10:C24:486:LEU:HD21	1.39	0.99
12:A:560:MET:HE1	12:A:615:GLN:NE2	1.71	0.99
10:C:679:ARG:NH2	10:C:690:LEU:CD2	2.25	0.99
11:A16:560:MET:HE2	11:A16:615:GLN:HE22	1.24	0.99
11:A16:706:SER:HB2	24:D16:1398:ARG:CD	1.92	0.99
18:B:94:LEU:HD21	18:B:132:LEU:CD2	1.91	0.99
18:B8:817:CYS:HB3	18:B8:885:ARG:NH1	1.77	0.99
20:E8:353:ILE:CG2	20:E8:413:PHE:CE2	2.45	0.99
21:H8:291:VAL:HG12	23:J8:657:GLU:CG	1.92	0.99
23:J8:686:MET:CE	23:J8:694:ARG:CZ	2.40	0.99
10:C32:1050:HIS:CD2	10:C32:1086:LYS:HZ2	1.81	0.99
1:R8:1265:PHE:CZ	1:R8:1269:LEU:HD11	1.96	0.99
9:K8:1249:MET:HG2	9:K8:1254:PHE:CE1	1.97	0.99
10:C16:390:HIS:CG	10:C16:452:LEU:HB3	1.97	0.99
10:C16:1328:PHE:HZ	10:C16:1377:ILE:HD11	1.27	0.99
14:W:715:ASP:OD1	10:C8:1568:ARG:CG	2.11	0.99
10:C:1348:LEU:HD13	10:C:1359:ILE:HD11	1.00	0.99
10:C32:1348:LEU:HD13	10:C32:1359:ILE:HD11	1.00	0.99
10:C32:1757:GLN:OE1	12:A48:136:LEU:HD21	1.62	0.99
1:R8:982:GLU:CD	24:D40:1436:ARG:HB3	1.88	0.99
1:R8:982:GLU:HG3	24:D40:1436:ARG:HH21	1.21	0.99
5:P8:267:ARG:NH2	5:P8:270:GLU:OE1	1.94	0.99

*Continued on next page...*

*Continued from previous page...*

Atom-1	Atom-2	Interatomic distance (Å)	Clash overlap (Å)
5:P16:56:ASN:HB3	5:P16:59:LEU:HD12	1.45	0.99
10:C24:1547:LYS:NZ	24:D24:1405:GLY:H	1.57	0.99
10:C8:667:ILE:HD13	10:C8:697:HIS:CE1	1.97	0.99
11:A32:560:MET:HE1	11:A32:615:GLN:NE2	1.71	0.99
18:B:928:ARG:HH22	18:B:970:SER:HA	1.25	0.99
18:B8:536:ILE:CG2	18:B8:545:VAL:HG11	1.92	0.99
18:B8:1112:LYS:HE3	21:H24:327:SER:CA	1.93	0.99
20:E8:345:LEU:HD21	24:D40:123:ALA:CB	1.93	0.99
21:H24:285:THR:CA	23:J24:650:GLN:HE22	1.74	0.99
23:J24:686:MET:CE	23:J24:694:ARG:CZ	2.40	0.99
10:C32:453:LEU:CD2	10:C32:459:LEU:CD2	2.15	0.99
3:N:158:TRP:CD2	3:N:179:LEU:HD21	1.98	0.99
5:P8:55:ARG:NH1	5:P8:64:ASP:CB	2.26	0.99
6:O8:119:ARG:HH21	6:O8:182:GLU:HA	1.26	0.99
10:C24:619:LEU:HB3	10:C24:620:PRO:HD2	1.42	0.99
1:R:983:ARG:HH22	24:D:1366:PRO:CD	1.75	0.98
2:M8:345:ASP:C	2:M8:347:LYS:H	1.70	0.98
9:K:614:PHE:C	9:K:683:GLN:NE2	2.20	0.98
10:C24:847:ARG:NH2	10:C24:910:SER:HB2	1.75	0.98
10:C8:1348:LEU:HD13	10:C8:1359:ILE:HD11	1.00	0.98
11:A32:386:GLY:O	11:A32:459:ARG:NH1	1.96	0.98
18:B8:1900:ILE:CD1	18:B8:1946:LEU:HD22	1.93	0.98
20:E:353:ILE:CG2	20:E:413:PHE:CE2	2.45	0.98
2:M:345:ASP:C	2:M:347:LYS:H	1.70	0.98
3:N:4:GLN:HE22	3:N:44:GLY:C	1.71	0.98
2:M8:202:LYS:HZ1	2:M8:208:SER:N	1.61	0.98
2:M16:414:GLY:HA2	8:L16:401:LYS:HZ2	0.84	0.98
5:P16:101:LEU:HD22	5:P16:133:TYR:CZ	1.87	0.98
9:K8:716:ALA:CB	10:C32:503:THR:HB	1.92	0.98
10:C:1549:VAL:HG13	10:C:1592:VAL:HG13	1.42	0.98
11:A16:91:GLU:HB3	18:B:1112:LYS:NZ	1.46	0.98
18:B:609:TYR:HD2	18:B:610:VAL:HG22	1.25	0.98
21:H16:291:VAL:HG12	23:J16:657:GLU:CG	1.92	0.98
21:H16:312:GLN:HG2	21:H16:316:ILE:HD12	1.46	0.98
10:C32:1703:ILE:HD12	10:C32:1741:MET:CE	1.93	0.98
5:P:56:ASN:HB3	5:P:59:LEU:HD12	1.45	0.98
5:P:220:GLU:OE2	5:P:232:ARG:NH1	1.95	0.98
8:L8:270:LEU:HD22	12:A48:155:SER:HB2	1.41	0.98
10:C16:1757:GLN:OE1	11:A24:136:LEU:HD21	1.62	0.98
11:A24:737:GLU:HG3	24:D16:871:ARG:HH21	0.84	0.98
10:C24:1348:LEU:HD13	10:C24:1359:ILE:HD11	1.00	0.98

*Continued on next page...*



*Continued from previous page...*

Atom-1	Atom-2	Interatomic distance (Å)	Clash overlap (Å)
11:A40:386:GLY:O	11:A40:459:ARG:NH1	1.96	0.98
10:C:619:LEU:HB3	10:C:620:PRO:HD2	1.42	0.98
11:A32:560:MET:HE2	11:A32:615:GLN:HE22	1.25	0.98
18:B:1900:ILE:CD1	18:B:1946:LEU:HD22	1.93	0.98
18:B8:685:SER:C	18:B8:687:SER:H	1.71	0.98
21:H24:312:GLN:HG2	21:H24:316:ILE:HD11	0.99	0.98
21:H24:322:LEU:HD13	23:J24:689:LEU:HD23	1.43	0.98
10:C32:667:ILE:CD1	10:C32:700:MET:CE	2.40	0.98
1:R8:1265:PHE:CE2	5:P8:684:ARG:HD3	1.93	0.98
3:N16:4:GLN:HE22	3:N16:44:GLY:C	1.71	0.98
5:P8:56:ASN:HB3	5:P8:59:LEU:HD12	1.45	0.98
5:P8:220:GLU:OE2	5:P8:232:ARG:NH1	1.95	0.98
9:K:1085:TYR:HH	9:K:1093:SER:HA	1.21	0.98
9:K8:1039:ASP:OD1	9:K8:1096:LYS:NZ	1.94	0.98
10:C16:572:ILE:HD11	10:C16:606:MET:HE2	0.99	0.98
18:B8:609:TYR:HD2	18:B8:610:VAL:CG2	1.77	0.98
1:R8:982:GLU:OE1	24:D40:1436:ARG:CG	2.11	0.98
5:P16:220:GLU:OE2	5:P16:232:ARG:NH1	1.95	0.98
9:K8:581:ASP:HB3	9:K8:625:ARG:HH22	0.82	0.98
10:C16:1348:LEU:HD13	10:C16:1359:ILE:HD11	1.00	0.98
10:C24:1814:LYS:CE	23:J24:738:MET:SD	2.51	0.98
10:C:667:ILE:HD13	10:C:697:HIS:CE1	1.94	0.98
10:C8:1703:ILE:HD12	10:C8:1741:MET:CE	1.93	0.98
21:H:231:HIS:CD2	23:J32:596:GLN:HE22	1.76	0.98
21:H:312:GLN:HG2	21:H:316:ILE:HD12	1.46	0.98
23:J16:686:MET:CE	23:J16:694:ARG:CZ	2.40	0.98
2:M16:672:TYR:HB3	2:M16:680:LYS:HD2	1.00	0.98
5:P16:55:ARG:NH1	5:P16:64:ASP:CB	2.26	0.98
10:C24:407:LYS:HG3	10:C24:465:PHE:CE1	1.99	0.98
10:C8:572:ILE:HD11	10:C8:606:MET:HE2	0.99	0.98
10:C8:619:LEU:HB3	10:C8:620:PRO:HD2	1.42	0.98
11:A16:676:TYR:OH	24:D16:1395:SER:N	1.96	0.98
18:B:1112:LYS:HE3	21:H:327:SER:HA	1.45	0.98
18:B8:786:ASP:OD1	24:D32:1066:VAL:HG11	1.60	0.98
1:R:1424:LYS:HZ2	6:O:105:ASN:ND2	1.40	0.98
5:P:179:TYR:HE1	5:P:437:GLY:HA3	0.85	0.98
8:L8:608:PHE:CE2	8:L8:635:MET:HB3	1.97	0.98
8:L8:1041:SER:HB3	8:L8:1054:HIS:CE1	1.97	0.98
9:K:792:LEU:HD12	9:K:864:ILE:HD11	1.00	0.98
10:C8:1050:HIS:NE2	10:C8:1086:LYS:NZ	2.12	0.98
11:A16:676:TYR:CE2	24:D16:1395:SER:CB	2.47	0.98

*Continued on next page...*

*Continued from previous page...*

Atom-1	Atom-2	Interatomic distance (Å)	Clash overlap (Å)
18:B:191:PHE:CE2	18:B:193:LYS:HA	1.98	0.98
18:B8:690:TRP:HE3	18:B8:739:VAL:HG21	1.00	0.98
21:H8:312:GLN:NE2	22:I8:290:ASP:OD2	1.97	0.98
21:H16:312:GLN:NE2	22:I16:290:ASP:OD2	1.97	0.98
24:D:403:ARG:NE	24:D16:744:LEU:O	1.96	0.98
10:C32:1626:GLN:HE21	10:C32:1692:LYS:HZ3	1.09	0.98
2:M:377:ARG:HH12	2:M:477:ASP:CB	1.75	0.98
5:P:267:ARG:NH2	5:P:270:GLU:OE1	1.94	0.98
6:O:176:ASN:HD21	6:O:179:LYS:HE3	1.24	0.98
10:C24:1161:PHE:O	10:C24:1164:VAL:HG23	1.61	0.98
12:A:386:GLY:O	12:A:459:ARG:NH1	1.96	0.98
14:W:659:ARG:NH2	15:J:583:LEU:HD23	1.78	0.98
14:W:715:ASP:OD1	10:C8:1568:ARG:HG2	1.63	0.98
10:C:572:ILE:HD11	10:C:606:MET:HE2	0.99	0.98
10:C:1703:ILE:HD12	10:C:1741:MET:CE	1.93	0.98
18:B:729:LEU:HB2	18:B:1196:MET:HE1	1.46	0.98
18:B8:410:GLN:NE2	18:B8:538:ARG:NH2	2.10	0.98
1:R:1078:SER:CB	5:P:713:LEU:HD21	1.94	0.98
3:N8:158:TRP:CD2	3:N8:179:LEU:HD21	1.98	0.98
5:P:607:PHE:CD1	5:P:633:LEU:HD12	1.97	0.98
9:K8:635:ALA:HB2	9:K8:655:GLN:OE1	1.63	0.98
10:C16:1161:PHE:O	10:C16:1164:VAL:HG23	1.61	0.98
10:C16:1303:LEU:HD13	10:C16:1323:LEU:HD23	1.44	0.98
11:A24:386:GLY:O	11:A24:459:ARG:NH1	1.96	0.98
11:A40:465:SER:HB3	24:D32:1100:GLN:HE22	1.24	0.98
13:V:745:LEU:HD11	15:J:557:ARG:NH1	1.78	0.98
10:C:153:ALA:HB1	24:D:1403:LEU:HD11	1.42	0.98
10:C8:620:PRO:HB3	10:C8:636:VAL:HG12	1.44	0.98
11:A16:386:GLY:O	11:A16:459:ARG:NH1	1.96	0.98
20:E:344:PRO:O	24:D:121:GLU:OE1	1.82	0.98
2:M16:627:TYR:H	2:M16:627:TYR:HD2	1.03	0.98
3:N16:158:TRP:CD2	3:N16:179:LEU:HD21	1.98	0.98
9:K8:614:PHE:C	9:K8:683:GLN:NE2	2.20	0.98
9:K8:1085:TYR:CZ	9:K8:1093:SER:CA	2.47	0.98
10:C16:1547:LYS:NZ	24:D8:1405:GLY:N	2.09	0.98
10:C24:578:LEU:O	10:C24:584:ILE:CD1	2.12	0.98
10:C24:1703:ILE:HD12	10:C24:1741:MET:CE	1.93	0.98
24:D:1385:MET:SD	24:D:1464:PHE:HE1	1.81	0.98
9:K:581:ASP:HB3	9:K:625:ARG:HH22	0.82	0.97
9:K8:631:VAL:HG12	9:K8:764:VAL:HB	1.46	0.97
10:C24:572:ILE:HD11	10:C24:606:MET:HE2	0.99	0.97

*Continued on next page...*



*Continued from previous page...*

Atom-1	Atom-2	Interatomic distance (Å)	Clash overlap (Å)
10:C24:1328:PHE:HZ	10:C24:1377:ILE:HD11	1.27	0.97
14:W:739:ARG:HH22	15:J:664:GLN:NE2	1.59	0.97
11:A32:154:ILE:HD12	18:B8:1842:VAL:HG13	1.45	0.97
18:B8:152:HIS:HB3	18:B8:163:ILE:HD13	1.46	0.97
18:B8:1156:GLN:HA	18:B8:1382:LYS:HZ1	0.83	0.97
21:H:312:GLN:NE2	22:I:290:ASP:OD2	1.97	0.97
21:H16:312:GLN:HG2	21:H16:316:ILE:HD11	0.99	0.97
24:D:400:VAL:HG11	24:D16:751:MET:HB3	1.42	0.97
10:C32:1271:PHE:CE2	10:C32:1284:ASP:CB	2.47	0.97
12:A48:386:GLY:O	12:A48:459:ARG:NH1	1.96	0.97
6:O8:119:ARG:NH2	6:O8:182:GLU:HA	1.79	0.97
7:Q16:92:GLY:O	7:Q16:94:SER:N	1.97	0.97
8:L16:1069:LEU:CD2	9:K16:1086:VAL:HG11	1.94	0.97
10:C16:407:LYS:HG3	10:C16:465:PHE:CE1	1.98	0.97
10:C8:593:ARG:NH1	10:C8:655:SER:OG	1.98	0.97
10:C8:667:ILE:O	10:C8:668:ALA:C	1.68	0.97
18:B:152:HIS:HB3	18:B:163:ILE:HD13	1.46	0.97
18:B:349:PHE:CE1	18:B:353:ILE:CD1	2.47	0.97
18:B:685:SER:C	18:B:687:SER:H	1.71	0.97
18:B8:191:PHE:CE2	18:B8:193:LYS:HA	1.99	0.97
18:B8:1110:LEU:HD22	21:H24:326:GLY:H	0.82	0.97
10:C32:578:LEU:O	10:C32:584:ILE:CD1	2.12	0.97
10:C32:1050:HIS:NE2	10:C32:1086:LYS:NZ	2.12	0.97
5:P:607:PHE:CE1	5:P:633:LEU:HD13	1.98	0.97
10:C:1303:LEU:HD13	10:C:1323:LEU:HD23	1.44	0.97
11:A16:90:PHE:C	18:B:1800:ARG:NH2	2.23	0.97
11:A32:212:LYS:HE3	11:A32:585:MET:HE1	1.27	0.97
18:B8:1529:GLU:CD	24:D32:1415:LEU:CD1	2.35	0.97
21:H8:312:GLN:HG2	21:H8:316:ILE:HD11	0.99	0.97
21:H24:312:GLN:NE2	22:I24:290:ASP:OD2	1.97	0.97
10:C32:278:ARG:NH1	10:C32:287:SER:HB2	1.78	0.97
7:Q:297:VAL:HG13	7:Q:301:ARG:HD2	1.46	0.97
5:P8:614:VAL:N	5:P8:629:ARG:HH22	1.62	0.97
10:C24:1687:GLU:OE2	10:C24:1806:ARG:NH2	1.97	0.97
10:C:593:ARG:NH1	10:C:655:SER:OG	1.98	0.97
11:A32:24:ALA:O	23:J24:705:TRP:CE2	2.18	0.97
18:B:1940:ALA:CB	18:B:1950:ILE:CD1	2.42	0.97
18:B8:1940:ALA:CB	18:B8:1950:ILE:CD1	2.42	0.97
10:C32:572:ILE:HD11	10:C32:606:MET:HE2	0.99	0.97
10:C32:1328:PHE:HZ	10:C32:1377:ILE:HD11	1.27	0.97
2:M:185:ARG:HH11	2:M:213:LEU:HD11	1.29	0.97

*Continued on next page...*

*Continued from previous page...*

Atom-1	Atom-2	Interatomic distance (Å)	Clash overlap (Å)
5:P:401:ARG:HD2	5:P:414:VAL:HG21	1.00	0.97
9:K:869:GLU:OE1	9:K:944:ASN:HB3	1.63	0.97
10:C16:278:ARG:NH1	10:C16:287:SER:HB2	1.78	0.97
10:C16:1453:ARG:HH22	24:D8:1150:GLY:HA2	1.27	0.97
10:C24:390:HIS:CD2	10:C24:449:GLU:OE2	2.17	0.97
10:C:278:ARG:NH1	10:C:287:SER:HB2	1.78	0.97
18:B:750:GLU:HG3	18:B:760:ARG:CZ	1.94	0.97
18:B8:643:MET:HE1	18:B8:711:CYS:HB3	1.45	0.97
10:C32:1625:SER:O	10:C32:1628:SER:OG	1.83	0.97
5:P:152:ILE:HG21	14:W:762:GLN:HE21	1.20	0.97
8:L16:1041:SER:HB3	8:L16:1054:HIS:CE1	1.97	0.97
10:C24:278:ARG:NH1	10:C24:287:SER:HB2	1.78	0.97
11:A40:560:MET:HE1	11:A40:615:GLN:NE2	1.72	0.97
12:A:153:ARG:CB	10:C8:74:ASP:OD1	2.12	0.97
12:A:560:MET:HE2	12:A:615:GLN:HE22	1.24	0.97
10:C:578:LEU:O	10:C:584:ILE:CD1	2.12	0.97
10:C:1328:PHE:HZ	10:C:1377:ILE:HD11	1.27	0.97
18:B8:609:TYR:HD2	18:B8:610:VAL:HG22	1.25	0.97
18:B8:750:GLU:HG3	18:B8:760:ARG:CZ	1.94	0.97
24:D:1099:ARG:HD3	24:D:1149:VAL:HG11	1.44	0.97
10:C32:1687:GLU:OE2	10:C32:1806:ARG:NH2	1.97	0.97
2:M8:377:ARG:HH12	2:M8:477:ASP:CB	1.75	0.97
7:Q:92:GLY:O	7:Q:94:SER:N	1.97	0.97
5:P8:16:PHE:HE2	5:P8:461:HIS:CE1	1.80	0.97
5:P8:101:LEU:HD23	5:P8:133:TYR:CE1	1.99	0.97
6:O16:119:ARG:HH21	6:O16:182:GLU:HA	1.26	0.97
10:C16:593:ARG:NH1	10:C16:655:SER:OG	1.98	0.97
11:A24:468:VAL:CG2	24:D16:1100:GLN:OE1	2.11	0.97
10:C24:593:ARG:NH1	10:C24:655:SER:OG	1.98	0.97
10:C8:278:ARG:NH1	10:C8:287:SER:HB2	1.78	0.97
11:A32:698:LYS:HE2	24:D32:1393:GLY:HA2	1.46	0.97
18:B8:112:GLU:CD	18:B8:130:MET:SD	2.48	0.97
18:B8:195:MET:CE	18:B8:199:LEU:CD2	2.18	0.97
24:D32:749:ARG:NH2	24:D40:397:ALA:H	1.61	0.97
12:A48:560:MET:HE1	12:A48:615:GLN:NE2	1.72	0.97
2:M:417:ARG:NH1	8:L:298:PHE:O	1.97	0.97
5:P:402:LEU:HD13	5:P:433:LEU:HB3	0.97	0.97
10:C16:1074:LEU:CD1	10:C16:1075:ASP:CA	2.33	0.97
10:C16:1770:LEU:O	10:C16:1836:LYS:HE3	1.64	0.97
11:A40:24:ALA:O	23:J16:705:TRP:CE2	2.18	0.97
10:C8:578:LEU:O	10:C8:584:ILE:CD1	2.12	0.97

*Continued on next page...*

*Continued from previous page...*

Atom-1	Atom-2	Interatomic distance (Å)	Clash overlap (Å)
18:B:643:MET:HE1	18:B:711:CYS:HB3	1.45	0.97
18:B8:349:PHE:CE1	18:B8:353:ILE:CD1	2.47	0.97
22:I8:146:SER:CB	23:J8:574:ARG:NH1	2.26	0.97
1:R:1269:LEU:HD13	5:P:684:ARG:HG2	0.98	0.97
5:P:55:ARG:NH1	5:P:64:ASP:CB	2.26	0.97
5:P8:313:TRP:HZ2	5:P8:345:MET:CE	1.78	0.97
9:K:631:VAL:HG12	9:K:764:VAL:HB	1.46	0.97
9:K:1074:ARG:CZ	9:K:1126:LEU:HD22	1.94	0.97
10:C8:1687:GLU:OE2	10:C8:1806:ARG:NH2	1.97	0.97
11:A32:91:GLU:HB2	18:B8:1112:LYS:HZ1	1.26	0.97
18:B:514:THR:CG2	18:B:549:TRP:CZ3	2.48	0.97
19:48:250:ILE:HG21	20:E8:165:ARG:NH2	1.80	0.97
21:H8:231:HIS:CD2	23:J8:596:GLN:HE22	1.76	0.97
1:R:1428:VAL:HG21	6:O:165:LYS:NZ	1.75	0.97
5:P:214:LEU:HD23	5:P:236:VAL:HG11	1.46	0.97
5:P16:313:TRP:HZ2	5:P16:345:MET:CE	1.78	0.97
10:C16:578:LEU:O	10:C16:584:ILE:CD1	2.12	0.97
11:A40:474:LEU:HD11	24:D32:1099:ARG:HH22	1.30	0.97
10:C:1770:LEU:O	10:C:1836:LYS:HE3	1.64	0.97
11:A16:703:ALA:HB1	24:D16:1398:ARG:HH11	1.29	0.97
18:B8:514:THR:CG2	18:B8:549:TRP:CZ3	2.48	0.97
10:C32:407:LYS:HG3	10:C32:465:PHE:CE1	1.98	0.97
1:R:983:ARG:O	24:D:1360:ALA:HB2	1.65	0.96
2:M:202:LYS:HZ1	2:M:208:SER:N	1.63	0.96
2:M:844:VAL:HG22	4:T:660:LEU:HD11	1.47	0.96
5:P:251:LYS:NZ	14:W:765:LYS:HZ3	1.63	0.96
5:P8:214:LEU:HD23	5:P8:236:VAL:HG11	1.46	0.96
9:K8:634:LEU:HD22	9:K8:754:ARG:NH1	1.80	0.96
9:K8:955:TYR:CZ	9:K8:985:PHE:N	2.33	0.96
9:K8:1074:ARG:CZ	9:K8:1126:LEU:HD22	1.94	0.96
10:C16:1703:ILE:HD12	10:C16:1741:MET:CE	1.93	0.96
11:A24:24:ALA:O	23:J8:705:TRP:CE2	2.18	0.96
10:C24:667:ILE:HD13	10:C24:697:HIS:CE1	1.94	0.96
10:C8:556:VAL:HG13	10:C8:565:ARG:HH22	1.27	0.96
11:A16:24:ALA:O	23:J32:705:TRP:CE2	2.18	0.96
18:B:609:TYR:HD2	18:B:610:VAL:CG2	1.76	0.96
18:B:1110:LEU:HD22	21:H:326:GLY:CA	1.87	0.96
18:B8:817:CYS:HB3	18:B8:885:ARG:HH12	1.29	0.96
19:4:100:ILE:CG2	19:4:102:LEU:HG	1.95	0.96
19:48:252:ARG:CG	19:48:281:TRP:CH2	2.43	0.96
3:N8:4:GLN:HE22	3:N8:44:GLY:C	1.71	0.96

*Continued on next page...*

*Continued from previous page...*

Atom-1	Atom-2	Interatomic distance (Å)	Clash overlap (Å)
6:O16:119:ARG:NH2	6:O16:182:GLU:HA	1.78	0.96
8:L16:173:ASP:HB3	12:A48:783:PHE:CE1	2.00	0.96
9:K8:581:ASP:CB	9:K8:625:ARG:HH22	1.77	0.96
9:K8:751:LEU:CD2	9:K8:754:ARG:HH11	1.78	0.96
10:C16:1050:HIS:NE2	10:C16:1086:LYS:NZ	2.12	0.96
11:A24:747:MET:HE1	24:D16:167:ARG:HH12	1.26	0.96
10:C24:1303:LEU:HD13	10:C24:1323:LEU:HD23	1.43	0.96
10:C24:1547:LYS:HD3	24:D24:1406:SER:N	1.80	0.96
11:A40:748:GLU:OE2	24:D24:1398:ARG:NH1	1.97	0.96
18:B:32:LEU:HD13	18:B:163:ILE:HD12	1.46	0.96
18:B:817:CYS:HB3	18:B:885:ARG:HH12	1.28	0.96
1:R:1326:GLY:CA	10:C:1154:TRP:NE1	2.25	0.96
2:M8:185:ARG:HH11	2:M8:213:LEU:HD11	1.29	0.96
2:M8:428:SER:HB2	8:L8:355:SER:HG	0.82	0.96
5:P:600:PHE:HE2	5:P:638:SER:HG	1.04	0.96
5:P8:611:LEU:CA	5:P8:629:ARG:CZ	2.38	0.96
7:Q8:92:GLY:O	7:Q8:94:SER:N	1.97	0.96
7:Q16:297:VAL:HG13	7:Q16:301:ARG:HD2	1.46	0.96
9:K8:869:GLU:OE1	9:K8:944:ASN:HB3	1.64	0.96
10:C:1537:GLU:OE2	10:C8:113:LEU:HD22	1.63	0.96
11:A16:560:MET:HE1	11:A16:615:GLN:NE2	1.71	0.96
11:A32:388:VAL:H	11:A32:459:ARG:HH12	1.08	0.96
18:B8:32:LEU:HD13	18:B8:163:ILE:HD12	1.46	0.96
2:M16:544:LEU:CD1	2:M16:586:ALA:O	2.14	0.96
3:N16:4:GLN:NE2	3:N16:44:GLY:O	1.99	0.96
5:P16:101:LEU:CD2	5:P16:133:TYR:CE1	2.30	0.96
6:O16:173:VAL:HG22	6:O16:189:LEU:HD13	1.44	0.96
9:K:635:ALA:HB2	9:K:655:GLN:OE1	1.64	0.96
10:C24:390:HIS:ND1	10:C24:452:LEU:HB2	1.79	0.96
10:C24:1625:SER:O	10:C24:1628:SER:OG	1.83	0.96
10:C:1050:HIS:CD2	10:C:1086:LYS:HZ2	1.77	0.96
18:B:112:GLU:CD	18:B:130:MET:SD	2.48	0.96
24:D:400:VAL:CG1	24:D16:751:MET:CB	2.42	0.96
24:D32:749:ARG:HH22	24:D40:397:ALA:N	1.62	0.96
6:O:119:ARG:NH2	6:O:182:GLU:HA	1.79	0.96
11:A40:798:PHE:CE1	11:A40:847:ARG:CZ	2.48	0.96
11:A16:519:MET:HE2	11:A16:569:MET:HE1	1.47	0.96
11:A16:798:PHE:CE1	11:A16:847:ARG:CZ	2.48	0.96
18:B8:1439:LYS:HE2	24:D32:1257:ASN:HB3	0.98	0.96
2:M16:185:ARG:HH11	2:M16:213:LEU:HD11	1.29	0.96
5:P:398:LYS:HB3	5:P:426:MET:HE2	1.43	0.96

*Continued on next page...*

*Continued from previous page...*

Atom-1	Atom-2	Interatomic distance (Å)	Clash overlap (Å)
10:C:1271:PHE:CE2	10:C:1284:ASP:CB	2.47	0.96
10:C8:639:MET:HE3	10:C8:643:LEU:CD1	1.95	0.96
18:B:484:TYR:CE2	18:B:556:ILE:HD13	2.00	0.96
18:B:664:LEU:HD11	18:B:729:LEU:HD21	1.46	0.96
2:M:416:VAL:CG1	8:L:398:ALA:HB2	1.95	0.96
3:N:4:GLN:NE2	3:N:44:GLY:O	1.99	0.96
10:C16:407:LYS:HD2	10:C16:465:PHE:CZ	1.97	0.96
10:C24:1682:VAL:HG21	10:C24:1758:LEU:HD23	1.47	0.96
12:A:362:ARG:HD2	12:A:366:ARG:HH22	1.03	0.96
10:C:1687:GLU:OE2	10:C:1806:ARG:NH2	1.97	0.96
18:B:917:PHE:CE2	18:B:960:GLN:NE2	2.33	0.96
18:B8:729:LEU:HB2	18:B8:1196:MET:HE1	1.46	0.96
20:E:429:PRO:HD3	24:D:72:GLU:OE2	1.65	0.96
10:C32:620:PRO:HB3	10:C32:636:VAL:HG12	1.44	0.96
2:M16:377:ARG:HH12	2:M16:477:ASP:CB	1.75	0.96
5:P:16:PHE:CE1	6:O:311:LEU:CD1	2.49	0.96
8:L16:851:PRO:CB	9:K16:1283:PRO:CB	2.44	0.96
11:A24:798:PHE:CE1	11:A24:847:ARG:CZ	2.48	0.96
12:A:798:PHE:CE1	12:A:847:ARG:CZ	2.48	0.96
11:A16:388:VAL:H	11:A16:459:ARG:HH12	1.08	0.96
11:A32:707:LEU:CD2	11:A32:767:ARG:HH22	1.79	0.96
11:A32:798:PHE:HE1	11:A32:847:ARG:NH1	1.64	0.96
18:B:410:GLN:NE2	18:B:538:ARG:HH22	1.62	0.96
21:H:312:GLN:HG2	21:H:316:ILE:HD11	0.99	0.96
24:D:400:VAL:CB	24:D16:751:MET:HE2	1.94	0.96
10:C32:1770:LEU:O	10:C32:1836:LYS:HE3	1.65	0.96
12:A48:519:MET:HE2	12:A48:569:MET:HE1	1.47	0.96
2:M:417:ARG:CB	8:L:346:TRP:CZ2	2.49	0.96
10:C16:1271:PHE:CE2	10:C16:1284:ASP:CB	2.47	0.96
10:C24:586:PRO:CD	10:C24:650:ARG:NH1	2.29	0.96
12:A:519:MET:HE2	12:A:569:MET:HE1	1.47	0.96
11:A16:90:PHE:CG	18:B:1788:ILE:HD13	1.99	0.96
18:B:1940:ALA:HB1	18:B:1950:ILE:HD11	1.46	0.96
12:A48:302:GLN:NE2	12:A48:324:ARG:NH1	2.14	0.96
12:A48:798:PHE:CE1	12:A48:847:ARG:CZ	2.48	0.96
1:R16:1166:ASN:ND2	5:P16:672:LEU:HD22	1.78	0.96
2:M16:202:LYS:HZ1	2:M16:208:SER:N	1.62	0.96
7:Q8:143:ARG:NH1	7:Q8:190:PRO:O	1.99	0.96
7:Q8:297:VAL:HG13	7:Q8:301:ARG:HD2	1.46	0.96
6:O16:20:SER:OG	6:O16:22:ASP:OD1	1.84	0.96
7:Q16:27:GLN:NE2	7:Q16:33:ARG:HG2	1.81	0.96

*Continued on next page...*

*Continued from previous page...*

Atom-1	Atom-2	Interatomic distance (Å)	Clash overlap (Å)
10:C16:620:PRO:HB3	10:C16:636:VAL:HG12	1.44	0.96
10:C24:1002:LEU:HD12	10:C24:1019:ARG:NH1	1.81	0.96
11:A40:212:LYS:HE2	11:A40:585:MET:CE	1.77	0.96
11:A32:798:PHE:CE1	11:A32:847:ARG:CZ	2.48	0.96
18:B8:917:PHE:CE2	18:B8:960:GLN:NE2	2.33	0.96
20:E:429:PRO:HG2	24:D:69:VAL:HG13	1.44	0.96
19:48:100:ILE:CG2	19:48:102:LEU:HG	1.95	0.96
1:R8:1466:LYS:HB3	6:O8:160:LEU:HD13	0.96	0.95
10:C24:1271:PHE:CE2	10:C24:1284:ASP:CB	2.47	0.95
10:C:153:ALA:HB1	24:D:1403:LEU:HD12	1.44	0.95
18:B:928:ARG:NH1	18:B:969:ASP:O	1.99	0.95
20:E:353:ILE:HD12	20:E:413:PHE:CG	2.00	0.95
20:E8:432:ILE:HG21	24:D40:72:GLU:CG	1.94	0.95
21:H24:312:GLN:HE22	22:I24:290:ASP:HB3	1.31	0.95
6:O8:20:SER:OG	6:O8:22:ASP:OD1	1.84	0.95
10:C16:586:PRO:CD	10:C16:650:ARG:NH1	2.29	0.95
10:C16:1548:ILE:HG12	24:D8:1407:PHE:HE2	1.29	0.95
11:A40:156:MET:CA	11:A40:555:HIS:CD2	2.48	0.95
10:C:1002:LEU:HD12	10:C:1019:ARG:NH1	1.81	0.95
11:A16:707:LEU:CD2	11:A16:767:ARG:HH22	1.79	0.95
18:B8:484:TYR:CE2	18:B8:556:ILE:HD13	2.00	0.95
18:B8:1439:LYS:NZ	24:D32:1257:ASN:CB	2.28	0.95
10:C32:848:CYS:HA	10:C32:906:ARG:NH2	1.81	0.95
2:M8:730:GLU:HG2	8:L16:504:GLN:HE22	1.26	0.95
6:O:54:VAL:HG13	6:O:85:TRP:NE1	1.81	0.95
9:K:601:VAL:HG12	9:K:604:SER:OG	1.66	0.95
9:K16:894:LYS:HZ2	9:K16:1057:GLU:HB3	0.88	0.95
14:W:598:ILE:CG2	14:W:626:LEU:HD22	1.96	0.95
10:C:1625:SER:O	10:C:1628:SER:OG	1.83	0.95
10:C8:1625:SER:O	10:C8:1628:SER:OG	1.83	0.95
11:A16:91:GLU:OE2	18:B:1112:LYS:HD2	1.64	0.95
18:B8:928:ARG:NH1	18:B8:969:ASP:O	1.99	0.95
20:E:344:PRO:CA	24:D:121:GLU:CD	2.38	0.95
22:I16:131:ARG:HG3	23:J16:557:ARG:HH21	1.25	0.95
10:C32:593:ARG:NH1	10:C32:655:SER:OG	1.98	0.95
5:P8:55:ARG:HH12	5:P8:64:ASP:HB2	1.27	0.95
9:K8:1248:LEU:CD1	9:K8:1265:ILE:CD1	2.44	0.95
10:C24:1050:HIS:NE2	10:C24:1086:LYS:NZ	2.12	0.95
13:V:902:MET:HE1	14:W:777:LEU:HD21	1.46	0.95
10:C:848:CYS:HA	10:C:906:ARG:NH2	1.81	0.95
18:B:671:MET:HE2	18:B:736:ALA:CB	1.97	0.95

*Continued on next page...*



*Continued from previous page...*

Atom-1	Atom-2	Interatomic distance (Å)	Clash overlap (Å)
18:B8:410:GLN:HE21	18:B8:538:ARG:HH22	1.06	0.95
19:48:65:LYS:O	19:48:66:ALA:C	2.04	0.95
10:C32:1682:VAL:HG21	10:C32:1758:LEU:HD23	1.47	0.95
6:O:173:VAL:HG22	6:O:189:LEU:HD13	1.44	0.95
5:P8:70:LYS:NZ	6:O8:7:THR:OG1	1.98	0.95
5:P16:70:LYS:NZ	6:O16:7:THR:OG1	1.98	0.95
5:P16:112:LEU:HD21	5:P16:122:TYR:CD2	2.02	0.95
5:P16:499:TYR:CD2	6:O16:178:MET:SD	2.60	0.95
9:K8:601:VAL:HG12	9:K8:604:SER:OG	1.66	0.95
9:K8:792:LEU:CD2	9:K8:864:ILE:HD11	1.96	0.95
10:C16:848:CYS:HA	10:C16:906:ARG:NH2	1.81	0.95
10:C16:1625:SER:O	10:C16:1628:SER:OG	1.83	0.95
10:C24:848:CYS:HA	10:C24:906:ARG:NH2	1.81	0.95
10:C24:1770:LEU:O	10:C24:1836:LYS:HE3	1.64	0.95
10:C8:1271:PHE:CE2	10:C8:1284:ASP:CB	2.47	0.95
10:C8:1770:LEU:O	10:C8:1836:LYS:HE3	1.64	0.95
2:M16:377:ARG:HH12	2:M16:477:ASP:HB3	1.23	0.95
5:P8:592:SER:HG	5:P8:598:LEU:HD13	1.29	0.95
6:O8:54:VAL:HG13	6:O8:85:TRP:NE1	1.81	0.95
10:C16:1687:GLU:OE2	10:C16:1806:ARG:NH2	1.97	0.95
11:A40:798:PHE:HE1	11:A40:847:ARG:NH1	1.63	0.95
10:C:1682:VAL:HG21	10:C:1758:LEU:HD23	1.47	0.95
11:A16:154:ILE:HD12	18:B:1842:VAL:HG13	1.45	0.95
18:B8:664:LEU:HD11	18:B8:729:LEU:HD21	1.46	0.95
18:B8:671:MET:HE2	18:B8:736:ALA:CB	1.97	0.95
20:E8:353:ILE:HD12	20:E8:413:PHE:CG	2.00	0.95
20:E8:355:PRO:HA	20:E8:454:MET:CE	1.96	0.95
21:H8:312:GLN:HG2	21:H8:316:ILE:HD12	1.46	0.95
10:C32:1002:LEU:HD12	10:C32:1019:ARG:NH1	1.81	0.95
1:R8:1442:THR:HG21	3:N8:13:ILE:CD1	1.97	0.95
5:P:70:LYS:NZ	6:O:7:THR:OG1	1.98	0.95
5:P:499:TYR:CD2	6:O:178:MET:SD	2.60	0.95
5:P8:499:TYR:CD2	6:O8:178:MET:SD	2.60	0.95
8:L8:1096:GLU:OE1	9:K8:996:MET:CB	2.13	0.95
9:K:792:LEU:CG	9:K:864:ILE:HD11	1.96	0.95
14:W:649:LEU:CD2	15:J:575:ILE:HD13	1.89	0.95
11:A32:519:MET:HE2	11:A32:569:MET:HE1	1.47	0.95
21:H:312:GLN:HE22	22:I:290:ASP:HB3	1.32	0.95
21:H8:291:VAL:CG1	23:J8:657:GLU:CG	2.45	0.95
21:H24:312:GLN:HG2	21:H24:316:ILE:HD12	1.46	0.95
1:R:1022:TYR:CE1	24:D:1441:PRO:HG3	2.02	0.95

*Continued on next page...*



*Continued from previous page...*

Atom-1	Atom-2	Interatomic distance (Å)	Clash overlap (Å)
3:N8:4:GLN:NE2	3:N8:44:GLY:O	1.99	0.95
1:R16:1266:THR:HG23	5:P16:680:ILE:HG21	1.49	0.95
2:M16:544:LEU:HD21	2:M16:586:ALA:HB1	1.10	0.95
7:Q16:143:ARG:NH1	7:Q16:190:PRO:O	1.99	0.95
11:A24:798:PHE:HE1	11:A24:847:ARG:NH1	1.64	0.95
10:C24:1074:LEU:HG	18:B8:256:VAL:O	1.65	0.95
10:C:620:PRO:HB2	10:C:636:VAL:HG13	1.49	0.95
10:C8:586:PRO:CD	10:C8:650:ARG:NH1	2.29	0.95
18:B:410:GLN:HE21	18:B:538:ARG:HH22	1.06	0.95
18:B8:779:LYS:HE2	18:B8:847:GLN:NE2	1.82	0.95
20:E:355:PRO:HA	20:E:454:MET:CE	1.96	0.95
2:M:254:LEU:HD21	2:M:283:ILE:HG12	1.47	0.95
2:M16:544:LEU:CD2	2:M16:586:ALA:CB	2.29	0.95
5:P:313:TRP:HZ2	5:P:345:MET:CE	1.78	0.95
5:P16:214:LEU:HD23	5:P16:236:VAL:HG11	1.46	0.95
10:C:407:LYS:HE3	10:C:465:PHE:CE2	2.01	0.95
10:C8:1002:LEU:HD12	10:C8:1019:ARG:NH1	1.81	0.95
10:C32:182:ASP:HB2	10:C32:183:PRO:HD2	1.49	0.95
2:M:428:SER:HB3	8:L:355:SER:OG	1.65	0.95
1:R16:1442:THR:HG21	3:N16:13:ILE:CD1	1.97	0.95
6:O:20:SER:OG	6:O:22:ASP:OD1	1.84	0.95
11:A24:388:VAL:H	11:A24:459:ARG:HH12	1.08	0.95
10:C24:453:LEU:CD2	10:C24:459:LEU:CD2	2.15	0.95
11:A40:36:ASN:ND2	22:I16:293:LYS:CE	2.30	0.95
11:A40:519:MET:HE2	11:A40:569:MET:HE1	1.47	0.95
14:W:598:ILE:HG12	14:W:626:LEU:HD23	1.49	0.95
14:W:698:LEU:CD1	15:J:617:LEU:HD23	1.96	0.95
18:B:154:LEU:HD21	18:B:224:GLU:CD	1.91	0.95
19:4:4:PHE:HE2	19:4:378:TYR:CD1	1.84	0.95
20:E:429:PRO:CG	24:D:69:VAL:HA	1.97	0.95
5:P8:16:PHE:CE1	6:O8:311:LEU:CD1	2.49	0.94
5:P16:16:PHE:CE1	6:O16:311:LEU:CD1	2.49	0.94
5:P16:595:SER:C	5:P16:597:GLY:N	2.24	0.94
8:L8:1092:LEU:HD13	9:K8:999:PHE:HD2	1.32	0.94
9:K:1248:LEU:CD1	9:K:1265:ILE:CD1	2.45	0.94
10:C24:620:PRO:HB3	10:C24:636:VAL:HG12	1.44	0.94
12:A:707:LEU:CD2	12:A:767:ARG:HH22	1.79	0.94
21:H8:312:GLN:HE22	22:I8:290:ASP:HB3	1.31	0.94
21:H16:291:VAL:CG1	23:J16:657:GLU:CG	2.45	0.94
24:D:405:GLN:OE1	24:D16:10:ARG:HG2	1.63	0.94
12:A48:388:VAL:H	12:A48:459:ARG:HH12	1.08	0.94

*Continued on next page...*

*Continued from previous page...*

Atom-1	Atom-2	Interatomic distance (Å)	Clash overlap (Å)
1:R:1335:ILE:HG13	10:C:1170:VAL:HG21	1.48	0.94
2:M:421:LEU:HD11	8:L:346:TRP:CD1	2.01	0.94
1:R8:1265:PHE:HD2	5:P8:684:ARG:NH1	1.65	0.94
1:R16:1187:ARG:HH22	1:R16:1201:LEU:CD1	1.80	0.94
4:T:160:HIS:NE2	4:T:160:HIS:ND1	2.15	0.94
5:P:325:PHE:CE2	13:V:771:GLN:NE2	2.35	0.94
9:K:1198:LEU:HD11	9:K:1267:LEU:HD22	1.48	0.94
9:K8:578:THR:HG21	9:K8:616:ARG:HH21	1.27	0.94
10:C16:1663:SER:HA	10:C24:1564:ASP:OD2	0.77	0.94
11:A24:468:VAL:CG2	24:D16:1100:GLN:CD	2.40	0.94
11:A40:607:ARG:NH2	24:D32:914:PHE:CD1	2.34	0.94
11:A40:707:LEU:CD2	11:A40:767:ARG:HH22	1.79	0.94
14:W:606:GLN:O	14:W:609:THR:OG1	1.84	0.94
10:C:586:PRO:CD	10:C:650:ARG:NH1	2.29	0.94
18:B:671:MET:CE	18:B:736:ALA:HB3	1.97	0.94
18:B8:1940:ALA:HB1	18:B8:1950:ILE:HD11	1.46	0.94
21:H24:291:VAL:CG1	23:J24:657:GLU:CG	2.45	0.94
24:D:1099:ARG:CZ	24:D:1149:VAL:CG2	2.45	0.94
2:M:254:LEU:CD2	2:M:283:ILE:HG12	1.97	0.94
2:M16:672:TYR:CD2	2:M16:680:LYS:NZ	2.26	0.94
5:P8:313:TRP:CZ2	5:P8:345:MET:CE	2.51	0.94
5:P8:595:SER:C	5:P8:597:GLY:N	2.24	0.94
8:L8:1054:HIS:NE2	8:L8:1054:HIS:ND1	2.15	0.94
8:L16:851:PRO:CB	9:K16:1283:PRO:HB2	1.97	0.94
10:C16:1682:VAL:HG21	10:C16:1758:LEU:HD23	1.47	0.94
12:A:302:GLN:NE2	12:A:324:ARG:NH1	2.14	0.94
10:C:35:ASN:HA	24:D:1148:LEU:CD1	1.96	0.94
11:A16:212:LYS:HE2	11:A16:585:MET:CE	1.77	0.94
11:A16:342:VAL:HG13	17:F8:77:TYR:CE1	2.02	0.94
11:A32:342:VAL:HG13	17:F24:77:TYR:CE1	2.02	0.94
10:C32:586:PRO:CD	10:C32:650:ARG:NH1	2.29	0.94
3:N:4:GLN:NE2	3:N:44:GLY:HA2	1.81	0.94
1:R8:1466:LYS:HG2	6:O8:160:LEU:CD2	1.98	0.94
1:R16:1449:TRP:HZ3	2:M16:160:LEU:HD12	1.23	0.94
7:Q:143:ARG:NH1	7:Q:190:PRO:O	1.99	0.94
8:L8:1074:ARG:HD3	9:K8:1089:LYS:CG	1.97	0.94
9:K:751:LEU:CD2	9:K:754:ARG:HH11	1.78	0.94
9:K:1019:ARG:CD	9:K:1059:ARG:HD3	1.97	0.94
9:K8:1028:GLN:OE1	9:K8:1037:ALA:HA	1.67	0.94
11:A24:519:MET:HE2	11:A24:569:MET:HE1	1.47	0.94
10:C:988:GLN:NE2	10:C:1064:PHE:CE1	2.36	0.94

*Continued on next page...*

*Continued from previous page...*

Atom-1	Atom-2	Interatomic distance (Å)	Clash overlap (Å)
11:A16:676:TYR:HH	24:D16:1395:SER:HA	1.25	0.94
18:B8:410:GLN:NE2	18:B8:538:ARG:HH22	1.62	0.94
19:48:4:PHE:HE2	19:48:378:TYR:CD1	1.84	0.94
21:H24:322:LEU:HD22	22:I24:300:LEU:HD21	1.49	0.94
21:H16:231:HIS:CD2	23:J16:596:GLN:HE22	1.75	0.94
1:R16:529:HIS:ND1	1:R16:529:HIS:NE2	2.15	0.94
3:N16:4:GLN:NE2	3:N16:44:GLY:HA2	1.81	0.94
5:P:313:TRP:CZ2	5:P:345:MET:CE	2.51	0.94
5:P:322:CYS:CB	13:V:767:GLU:OE1	2.14	0.94
5:P:322:CYS:C	13:V:767:GLU:OE2	2.10	0.94
9:K8:1048:GLN:OE1	9:K8:1128:ARG:HG2	1.67	0.94
14:W:515:CYS:CB	14:W:604:PRO:HD3	1.90	0.94
14:W:711:ARG:NH1	10:C8:1609:ASP:CB	2.24	0.94
10:C:453:LEU:CD2	10:C:459:LEU:CD2	2.15	0.94
10:C8:249:THR:C	10:C8:251:GLY:H	1.75	0.94
18:B:154:LEU:CD2	18:B:224:GLU:CD	2.40	0.94
18:B:686:LEU:HD13	18:B:790:ASP:CG	1.93	0.94
18:B8:154:LEU:CD2	18:B8:224:GLU:CD	2.41	0.94
18:B8:671:MET:CE	18:B8:736:ALA:HB3	1.97	0.94
21:H16:312:GLN:HE22	22:I16:290:ASP:HB3	1.31	0.94
24:D40:839:GLU:OE2	24:D40:971:HIS:HB2	1.64	0.94
1:R8:1112:LYS:HD3	5:P8:712:PHE:CE1	2.02	0.94
2:M8:844:VAL:HG22	4:T8:660:LEU:CG	1.97	0.94
2:M16:627:TYR:CB	3:N16:167:LEU:HD12	1.98	0.94
5:P16:16:PHE:HE1	6:O16:311:LEU:HD11	1.13	0.94
10:C16:988:GLN:NE2	10:C16:1064:PHE:CE1	2.36	0.94
11:A24:707:LEU:CD2	11:A24:767:ARG:HH22	1.79	0.94
11:A40:302:GLN:NE2	11:A40:324:ARG:NH1	2.14	0.94
13:V:861:PHE:HB3	14:W:741:ARG:NH2	1.82	0.94
14:W:715:ASP:HA	10:C8:1568:ARG:CZ	1.97	0.94
10:C:565:ARG:CZ	10:C:569:PHE:HD2	1.80	0.94
10:C8:182:ASP:HB2	10:C8:183:PRO:HD2	1.49	0.94
11:A16:36:ASN:ND2	22:I:293:LYS:CE	2.30	0.94
18:B:779:LYS:HE2	18:B:847:GLN:NE2	1.82	0.94
22:I16:146:SER:CB	23:J16:574:ARG:NH1	2.26	0.94
2:M:844:VAL:HG22	4:T:660:LEU:CG	1.98	0.94
1:R16:1434:VAL:HG13	2:M16:176:VAL:CG2	1.98	0.94
2:M16:844:VAL:HG22	4:T16:660:LEU:CG	1.97	0.94
7:Q8:27:GLN:NE2	7:Q8:33:ARG:HG2	1.81	0.94
6:O16:54:VAL:HG13	6:O16:85:TRP:NE1	1.81	0.94
10:C24:1708:ARG:HH21	21:H24:275:LYS:HE2	1.28	0.94

*Continued on next page...*

*Continued from previous page...*

Atom-1	Atom-2	Interatomic distance (Å)	Clash overlap (Å)
11:A40:468:VAL:CG2	24:D32:1100:GLN:CD	2.40	0.94
14:W:586:ILE:HD12	15:J:569:ALA:CA	1.97	0.94
10:C8:848:CYS:HA	10:C8:906:ARG:NH2	1.81	0.94
10:C8:1439:ILE:CD1	10:C8:1457:LEU:HD13	1.98	0.94
18:B:779:LYS:HE3	18:B:847:GLN:HE22	1.31	0.94
20:E8:261:PRO:CD	20:E8:305:GLU:OE1	2.15	0.94
21:H:291:VAL:CG1	23:J32:657:GLU:CG	2.45	0.94
21:H24:231:HIS:CD2	23:J24:596:GLN:HE22	1.76	0.94
10:C32:249:THR:C	10:C32:251:GLY:H	1.75	0.94
10:C32:611:TRP:CZ2	10:C32:670:GLU:OE2	2.21	0.94
1:R:529:HIS:ND1	1:R:529:HIS:NE2	2.15	0.94
1:R:1328:LYS:HE3	10:C:1177:ARG:NE	1.83	0.94
2:M:411:ILE:O	8:L:401:LYS:NZ	1.99	0.94
1:R8:1187:ARG:HH22	1:R8:1201:LEU:CD1	1.80	0.94
5:P:179:TYR:HE1	5:P:437:GLY:CA	1.80	0.94
7:Q8:241:HIS:NE2	7:Q8:258:ARG:CZ	2.31	0.94
8:L16:1054:HIS:NE2	8:L16:1054:HIS:ND1	2.15	0.94
8:L16:1069:LEU:HD21	9:K16:1086:VAL:CG1	1.97	0.94
9:K:959:TRP:CZ2	9:K:992:GLN:HB3	2.02	0.94
9:K:1039:ASP:CG	9:K:1096:LYS:HZ3	1.74	0.94
10:C16:1002:LEU:HD12	10:C16:1019:ARG:NH1	1.81	0.94
11:A24:302:GLN:NE2	11:A24:324:ARG:NH1	2.14	0.94
10:C24:611:TRP:CZ2	10:C24:670:GLU:OE2	2.21	0.94
13:V:818:THR:HA	13:V:824:TRP:HE1	1.33	0.94
11:A16:302:GLN:NE2	11:A16:324:ARG:NH1	2.14	0.94
17:F24:74:ILE:C	17:F24:76:ASP:H	1.75	0.94
18:B8:154:LEU:HD21	18:B8:224:GLU:CD	1.91	0.94
20:E:261:PRO:CD	20:E:305:GLU:OE1	2.15	0.94
24:D:308:ASN:HD21	24:D16:753:ARG:HE	1.11	0.94
1:R:1187:ARG:HH22	1:R:1201:LEU:CD1	1.80	0.94
7:Q:27:GLN:NE2	7:Q:33:ARG:HG2	1.81	0.94
5:P16:105:ARG:NH2	5:P16:133:TYR:CG	2.36	0.94
9:K:578:THR:HG21	9:K:616:ARG:HH21	1.27	0.94
9:K:1028:GLN:OE1	9:K:1037:ALA:HA	1.67	0.94
9:K:1232:LEU:HD21	9:K:1265:ILE:HG22	0.94	0.94
12:A:212:LYS:HE3	12:A:585:MET:HE1	1.27	0.94
13:V:817:GLN:O	13:V:820:ASP:N	2.00	0.94
10:C8:620:PRO:HB2	10:C8:636:VAL:HG13	1.49	0.94
11:A32:90:PHE:CG	18:B8:1788:ILE:HD13	2.03	0.94
10:C32:389:LEU:HD21	10:C32:447:PHE:CE1	2.03	0.94
2:M:672:TYR:CB	2:M:680:LYS:HD3	1.95	0.94

*Continued on next page...*

*Continued from previous page...*

Atom-1	Atom-2	Interatomic distance (Å)	Clash overlap (Å)
2:M16:540:TYR:HE1	2:M16:555:LEU:HD23	1.24	0.94
5:P:152:ILE:HD13	14:W:762:GLN:NE2	1.83	0.94
8:L:1054:HIS:ND1	8:L:1054:HIS:NE2	2.15	0.94
10:C16:1439:ILE:CD1	10:C16:1457:LEU:HD13	1.98	0.94
11:A24:212:LYS:HE3	11:A24:585:MET:HE1	1.27	0.94
10:C24:620:PRO:HB2	10:C24:636:VAL:HG13	1.49	0.94
10:C24:1251:PHE:CZ	10:C24:1319:ARG:CZ	2.51	0.94
10:C8:988:GLN:NE2	10:C8:1064:PHE:CE1	2.36	0.94
11:A16:90:PHE:C	18:B:1800:ARG:HH22	1.74	0.94
11:A16:798:PHE:HE1	11:A16:847:ARG:NH1	1.64	0.94
18:B8:1161:LEU:HD11	18:B8:1403:ILE:CD1	1.98	0.94
21:H:322:LEU:HD22	22:I:300:LEU:HD21	1.50	0.94
12:A48:707:LEU:CD2	12:A48:767:ARG:HH22	1.79	0.94
7:Q:124:PHE:CE1	7:Q:125:TYR:OH	1.98	0.93
10:C16:1663:SER:HA	10:C24:1564:ASP:CG	1.91	0.93
10:C24:988:GLN:NE2	10:C24:1064:PHE:CE1	2.35	0.93
14:W:701:LEU:CD1	15:J:624:ALA:HB1	1.99	0.93
11:A32:676:TYR:CE2	24:D32:1396:PRO:CD	2.51	0.93
2:M:762:LEU:HB2	2:M:813:ASN:HD22	1.32	0.93
1:R8:529:HIS:NE2	1:R8:529:HIS:ND1	2.15	0.93
1:R8:1166:ASN:ND2	5:P8:672:LEU:HD22	1.82	0.93
2:M8:624:ASP:O	3:N8:165:GLY:HA3	1.69	0.93
3:N8:4:GLN:NE2	3:N8:44:GLY:HA2	1.81	0.93
8:L:601:HIS:HE1	8:L:631:LEU:CD2	1.72	0.93
9:K:581:ASP:CB	9:K:625:ARG:HH22	1.77	0.93
9:K:634:LEU:HD22	9:K:754:ARG:NH1	1.80	0.93
11:A24:36:ASN:ND2	22:I8:293:LYS:CE	2.30	0.93
11:A24:342:VAL:HG13	17:F:77:TYR:CE1	2.02	0.93
11:A32:122:LYS:HE3	18:B8:1757:GLU:OE2	1.68	0.93
10:C32:417:LEU:HB3	10:C32:472:ASN:HD22	1.32	0.93
10:C32:988:GLN:NE2	10:C32:1064:PHE:CE1	2.36	0.93
1:R:1434:VAL:HG13	2:M:176:VAL:CG2	1.98	0.93
7:Q16:241:HIS:NE2	7:Q16:258:ARG:CZ	2.31	0.93
8:L16:976:LEU:CD2	9:K16:1004:ARG:NE	2.26	0.93
9:K8:792:LEU:CG	9:K8:864:ILE:HD11	1.97	0.93
10:C16:389:LEU:HD21	10:C16:447:PHE:CE1	2.03	0.93
10:C16:1251:PHE:CZ	10:C16:1319:ARG:CZ	2.51	0.93
14:W:515:CYS:SG	14:W:604:PRO:HG3	1.89	0.93
10:C:611:TRP:CZ2	10:C:670:GLU:OE2	2.21	0.93
10:C:1050:HIS:NE2	10:C:1086:LYS:NZ	2.12	0.93
10:C:1251:PHE:CZ	10:C:1319:ARG:CZ	2.51	0.93

*Continued on next page...*

*Continued from previous page...*

Atom-1	Atom-2	Interatomic distance (Å)	Clash overlap (Å)
17:F:74:ILE:C	17:F:76:ASP:H	1.75	0.93
11:A32:676:TYR:CE2	24:D32:1395:SER:CB	2.36	0.93
11:A32:707:LEU:CG	11:A32:767:ARG:NH2	2.29	0.93
17:F24:71:GLU:C	17:F24:73:GLY:H	1.76	0.93
20:E8:345:LEU:HD21	24:D40:123:ALA:HB2	1.49	0.93
21:H:291:VAL:CG1	23:J32:657:GLU:HG2	1.98	0.93
21:H24:269:PHE:HD1	22:I24:205:ARG:HH12	0.96	0.93
10:C16:611:TRP:CZ2	10:C16:670:GLU:OE2	2.21	0.93
10:C8:110:ARG:HH11	10:C8:118:LEU:HD11	1.00	0.93
10:C8:667:ILE:CD1	10:C8:697:HIS:ND1	2.32	0.93
17:F:71:GLU:C	17:F:73:GLY:H	1.76	0.93
11:A32:36:ASN:ND2	22:I24:293:LYS:CE	2.30	0.93
11:A32:703:ALA:HA	24:D32:1398:ARG:CD	1.98	0.93
18:B:112:GLU:OE2	18:B:130:MET:HE1	1.68	0.93
19:4:189:LEU:HD13	19:4:203:LEU:CG	1.98	0.93
19:4:250:ILE:HG21	20:E:165:ARG:NH2	1.80	0.93
20:E8:235:HIS:CE1	20:E8:239:LYS:HE3	2.04	0.93
21:H8:291:VAL:CG1	23:J8:657:GLU:HG2	1.98	0.93
21:H24:291:VAL:CG1	23:J24:657:GLU:HG2	1.98	0.93
22:I24:146:SER:CB	23:J24:574:ARG:NH1	2.26	0.93
10:C32:1251:PHE:HZ	10:C32:1319:ARG:NH1	1.63	0.93
2:M16:537:ILE:CG1	2:M16:558:MET:HE3	1.97	0.93
6:O8:61:LYS:HZ3	6:O8:112:ASP:CG	1.77	0.93
7:Q8:297:VAL:CG1	7:Q8:301:ARG:CB	2.46	0.93
9:K8:1232:LEU:HD21	9:K8:1265:ILE:HG22	0.94	0.93
10:C24:389:LEU:HD21	10:C24:447:PHE:CE1	2.03	0.93
10:C24:417:LEU:HB3	10:C24:472:ASN:HD22	1.32	0.93
10:C8:1682:VAL:HG21	10:C8:1758:LEU:HD23	1.47	0.93
17:F:74:ILE:HG22	17:F:76:ASP:HB2	1.50	0.93
11:A32:302:GLN:NE2	11:A32:324:ARG:NH1	2.14	0.93
17:F16:71:GLU:C	17:F16:73:GLY:H	1.76	0.93
18:B:609:TYR:CD2	18:B:610:VAL:CG2	2.50	0.93
1:R8:1188:TYR:OH	24:D40:1459:LEU:HD13	1.67	0.93
5:P:318:THR:CG2	13:V:763:LYS:HZ1	1.82	0.93
7:Q:241:HIS:NE2	7:Q:258:ARG:CZ	2.31	0.93
7:Q16:124:PHE:CE1	7:Q16:125:TYR:OH	1.98	0.93
11:A24:156:MET:CA	11:A24:555:HIS:CD2	2.51	0.93
14:W:715:ASP:OD1	10:C8:1568:ARG:HD3	1.68	0.93
18:B8:779:LYS:HE3	18:B8:847:GLN:HE22	1.31	0.93
18:B8:786:ASP:OD2	24:D32:1066:VAL:HA	1.68	0.93
1:R:1442:THR:HG21	3:N:13:ILE:CD1	1.97	0.93

*Continued on next page...*



*Continued from previous page...*

Atom-1	Atom-2	Interatomic distance (Å)	Clash overlap (Å)
5:P:322:CYS:SG	13:V:763:LYS:NZ	2.40	0.93
10:C16:565:ARG:CZ	10:C16:569:PHE:HD2	1.81	0.93
10:C16:1002:LEU:HD23	10:C16:1012:ARG:CZ	1.99	0.93
11:A24:803:PRO:HB3	24:D8:1401:LEU:HD12	0.95	0.93
10:C24:565:ARG:NH1	10:C24:568:TRP:HB2	1.84	0.93
10:C:182:ASP:HB2	10:C:183:PRO:HD2	1.49	0.93
10:C8:611:TRP:CZ2	10:C8:670:GLU:OE2	2.21	0.93
20:E:344:PRO:CA	24:D:121:GLU:OE2	2.13	0.93
19:48:189:LEU:HD13	19:48:203:LEU:CG	1.98	0.93
1:R:1132:TYR:CZ	1:R:1214:ILE:HD13	2.04	0.93
1:R8:1434:VAL:HG13	2:M8:176:VAL:CG2	1.98	0.93
10:C16:390:HIS:CD2	10:C16:452:LEU:HD13	2.02	0.93
14:W:645:HIS:CE1	14:W:649:LEU:HD12	2.02	0.93
10:C:1265:ARG:O	10:C:1268:ARG:NE	2.02	0.93
17:F8:71:GLU:C	17:F8:73:GLY:H	1.76	0.93
18:B8:112:GLU:OE2	18:B8:130:MET:HE1	1.68	0.93
21:H8:193:LEU:HD21	21:H8:195:GLN:HE21	1.34	0.93
24:D:44:SER:HB3	24:D16:761:ASN:HD22	1.34	0.93
10:C32:389:LEU:CD2	10:C32:447:PHE:HE1	1.82	0.93
1:R:1269:LEU:HD12	5:P:684:ARG:NE	1.84	0.93
2:M:624:ASP:O	3:N:165:GLY:HA3	1.69	0.93
2:M16:408:GLU:OE1	8:L16:484:PRO:HG3	1.69	0.93
9:K:649:MET:HB3	9:K:704:ARG:HH21	1.01	0.93
10:C16:417:LEU:HB3	10:C16:472:ASN:HD22	1.32	0.93
10:C8:960:PHE:HZ	10:C8:1138:GLU:CD	1.68	0.93
18:B8:32:LEU:CD1	18:B8:163:ILE:HD12	1.99	0.93
20:E:235:HIS:CE1	20:E:239:LYS:HE3	2.04	0.93
22:I:146:SER:CB	23:J32:574:ARG:NH1	2.26	0.93
23:J8:623:GLU:OE1	23:J8:626:ARG:NH2	2.02	0.93
10:C32:1002:LEU:HD23	10:C32:1012:ARG:CZ	1.99	0.93
2:M16:816:ARG:NH1	2:M16:849:LEU:CB	2.24	0.93
5:P8:614:VAL:CG2	5:P8:629:ARG:CZ	2.47	0.93
10:C24:249:THR:C	10:C24:251:GLY:H	1.75	0.93
11:A40:388:VAL:H	11:A40:459:ARG:HH12	1.08	0.93
10:C8:1002:LEU:HD23	10:C8:1012:ARG:CZ	1.99	0.93
11:A16:122:LYS:HE3	18:B:1757:GLU:OE2	1.68	0.93
18:B8:686:LEU:HD13	18:B8:790:ASP:CG	1.93	0.93
22:I:131:ARG:HG3	23:J32:557:ARG:HH21	1.25	0.93
21:H16:291:VAL:CG1	23:J16:657:GLU:HG2	1.98	0.93
10:C32:1050:HIS:CD2	10:C32:1086:LYS:HZ1	1.84	0.93
1:R8:1132:TYR:CZ	1:R8:1214:ILE:HD13	2.04	0.92

*Continued on next page...*



*Continued from previous page...*

Atom-1	Atom-2	Interatomic distance (Å)	Clash overlap (Å)
1:R8:1188:TYR:CZ	24:D40:1459:LEU:CB	2.51	0.92
1:R16:1132:TYR:CZ	1:R16:1214:ILE:HD13	2.03	0.92
9:K8:1198:LEU:HD11	9:K8:1267:LEU:HD22	1.48	0.92
13:V:902:MET:CE	14:W:777:LEU:HD21	1.97	0.92
10:C:561:ASN:OD1	10:C:562:PRO:HD2	1.69	0.92
19:48:189:LEU:CG	19:48:203:LEU:HD23	1.99	0.92
24:D:387:LEU:HB2	24:D16:746:ALA:CB	1.99	0.92
10:C32:1251:PHE:CZ	10:C32:1319:ARG:CZ	2.52	0.92
4:T8:160:HIS:ND1	4:T8:160:HIS:NE2	2.15	0.92
4:T16:160:HIS:NE2	4:T16:160:HIS:ND1	2.16	0.92
10:C16:1265:ARG:O	10:C16:1268:ARG:NE	2.02	0.92
11:A24:603:ALA:O	11:A24:616:ARG:NH1	2.03	0.92
10:C8:225:LEU:CD2	10:C8:388:TYR:OH	2.18	0.92
11:A16:36:ASN:HD21	22:I:293:LYS:CE	1.83	0.92
11:A16:707:LEU:CB	24:D16:1398:ARG:NH2	2.32	0.92
17:F8:74:ILE:HG22	17:F8:76:ASP:HB2	1.51	0.92
18:B8:729:LEU:HD13	18:B8:1196:MET:CE	1.99	0.92
19:4:189:LEU:CG	19:4:203:LEU:HD23	1.99	0.92
21:H8:322:LEU:HD22	22:I8:300:LEU:HD21	1.49	0.92
23:J16:623:GLU:OE1	23:J16:626:ARG:NH2	2.02	0.92
12:A48:629:LEU:C	12:A48:678:LYS:NZ	2.27	0.92
3:N:162:THR:CG2	3:N:168:VAL:HG22	1.83	0.92
2:M16:340:GLU:OE1	4:T8:635:ALA:CB	2.17	0.92
2:M16:624:ASP:O	3:N16:165:GLY:HA3	1.69	0.92
4:T:672:GLN:CG	5:P:702:LEU:HD21	1.99	0.92
7:Q16:297:VAL:CG1	7:Q16:301:ARG:CB	2.46	0.92
8:L16:1071:LEU:CD2	9:K16:1284:MET:SD	2.58	0.92
9:K8:1117:LEU:HG	9:K8:1139:ILE:HD11	1.51	0.92
10:C24:1002:LEU:HD23	10:C24:1012:ARG:CZ	1.99	0.92
14:W:627:PHE:HZ	15:J:554:LEU:HD13	1.28	0.92
18:B:1161:LEU:HD11	18:B:1403:ILE:CD1	1.98	0.92
18:B:1161:LEU:HD12	18:B:1403:ILE:HG21	1.46	0.92
18:B:1528:PRO:HA	18:B:1531:TRP:NE1	1.85	0.92
18:B8:1529:GLU:OE2	24:D32:1415:LEU:HG	1.68	0.92
21:H16:193:LEU:HD21	21:H16:195:GLN:HE21	1.34	0.92
24:D8:1330:ARG:NH1	24:D16:719:ARG:CB	2.32	0.92
10:C32:561:ASN:OD1	10:C32:562:PRO:HD2	1.69	0.92
2:M:844:VAL:HG22	4:T:660:LEU:CD1	1.99	0.92
2:M16:544:LEU:HD21	2:M16:586:ALA:HB3	1.45	0.92
5:P8:247:GLU:OE2	5:P8:247:GLU:N	2.02	0.92
5:P16:313:TRP:CZ2	5:P16:345:MET:CE	2.51	0.92

*Continued on next page...*

*Continued from previous page...*

Atom-1	Atom-2	Interatomic distance (Å)	Clash overlap (Å)
8:L:346:TRP:CH2	8:L:350:THR:HG21	2.04	0.92
8:L16:1096:GLU:CD	9:K16:998:GLN:CG	2.43	0.92
10:C24:1133:ILE:HG13	10:C24:1152:LYS:HZ2	1.33	0.92
11:A40:342:VAL:HG13	17:F16:77:TYR:CE1	2.02	0.92
10:C:1133:ILE:HG13	10:C:1152:LYS:HZ2	1.33	0.92
10:C8:1251:PHE:CZ	10:C8:1319:ARG:CZ	2.51	0.92
11:A16:707:LEU:HB2	24:D16:1398:ARG:HH22	1.27	0.92
11:A32:36:ASN:HD21	22:I24:293:LYS:CE	1.83	0.92
17:F16:74:ILE:C	17:F16:76:ASP:H	1.75	0.92
18:B:846:SER:HG	18:B:899:LYS:HZ3	1.03	0.92
18:B8:686:LEU:CD1	18:B8:790:ASP:CG	2.43	0.92
18:B8:1161:LEU:HD12	18:B8:1403:ILE:HG21	1.46	0.92
2:M16:428:SER:HB3	8:L16:355:SER:OG	1.68	0.92
2:M16:625:HIS:NE2	3:N16:225:PRO:HA	1.85	0.92
5:P:401:ARG:NH2	5:P:404:ILE:HG21	1.85	0.92
7:Q:297:VAL:CG1	7:Q:301:ARG:CB	2.46	0.92
9:K8:792:LEU:HD23	9:K8:864:ILE:HD11	1.51	0.92
10:C16:225:LEU:CD2	10:C16:388:TYR:OH	2.17	0.92
10:C16:389:LEU:CD2	10:C16:447:PHE:HE1	1.82	0.92
10:C24:1814:LYS:HZ3	23:J24:738:MET:CB	1.77	0.92
14:W:701:LEU:HD11	15:J:624:ALA:CB	1.99	0.92
10:C:225:LEU:CD2	10:C:388:TYR:OH	2.18	0.92
10:C:966:CYS:SG	10:C:1021:TRP:CE3	2.63	0.92
10:C:966:CYS:SG	10:C:1021:TRP:HE3	1.92	0.92
18:B:686:LEU:CD1	18:B:790:ASP:CG	2.43	0.92
18:B:729:LEU:HD13	18:B:1196:MET:CE	1.99	0.92
23:J32:623:GLU:OE1	23:J32:626:ARG:NH2	2.02	0.92
10:C32:1265:ARG:O	10:C32:1268:ARG:NE	2.02	0.92
1:R:1075:LYS:HE2	5:P:713:LEU:O	0.74	0.92
2:M:385:LEU:HD11	2:M:396:PHE:CD2	2.04	0.92
2:M8:385:LEU:HD11	2:M8:396:PHE:CD2	2.04	0.92
7:Q:221:TRP:CZ3	7:Q:222:PHE:CE2	2.58	0.92
5:P16:610:SER:HB3	5:P16:625:GLU:OE1	1.70	0.92
7:Q16:187:TRP:CH2	7:Q16:207:GLN:NE2	2.38	0.92
10:C16:565:ARG:NH1	10:C16:568:TRP:HB2	1.84	0.92
10:C16:620:PRO:HB2	10:C16:636:VAL:HG13	1.49	0.92
10:C24:345:MET:HE2	10:C24:401:ILE:HD11	1.51	0.92
11:A40:36:ASN:HD21	22:I16:293:LYS:CE	1.83	0.92
10:C32:1439:ILE:CD1	10:C32:1457:LEU:HD13	1.98	0.92
1:R8:1166:ASN:HD21	5:P8:672:LEU:HD22	1.35	0.92
5:P:595:SER:C	5:P:597:GLY:N	2.24	0.92

*Continued on next page...*

*Continued from previous page...*

Atom-1	Atom-2	Interatomic distance (Å)	Clash overlap (Å)
5:P8:614:VAL:HB	5:P8:629:ARG:NE	1.83	0.92
8:L16:1071:LEU:HD21	9:K16:1284:MET:CE	1.99	0.92
9:K:1048:GLN:OE1	9:K:1128:ARG:HG2	1.67	0.92
10:C16:667:ILE:HD13	10:C16:697:HIS:CE1	1.94	0.92
10:C24:225:LEU:CD2	10:C24:388:TYR:OH	2.18	0.92
11:A40:326:TYR:HD1	17:F16:77:TYR:CB	1.83	0.92
10:C:1439:ILE:CD1	10:C:1457:LEU:HD13	1.98	0.92
11:A16:711:ARG:CZ	24:D16:1399:SER:H	1.71	0.92
11:A32:112:ALA:HB1	18:B8:1416:LYS:NZ	1.83	0.92
17:F24:74:ILE:HG22	17:F24:76:ASP:HB2	1.50	0.92
19:48:153:ARG:NH2	20:E8:467:ILE:CD1	2.32	0.92
10:C32:225:LEU:CD2	10:C32:388:TYR:OH	2.17	0.92
10:C32:620:PRO:HB2	10:C32:636:VAL:HG13	1.49	0.92
2:M8:534:HIS:CD2	2:M8:557:THR:CG2	2.52	0.92
7:Q8:187:TRP:CH2	7:Q8:207:GLN:NE2	2.38	0.92
8:L16:976:LEU:HD22	9:K16:1004:ARG:CD	1.92	0.92
10:C24:182:ASP:HB2	10:C24:183:PRO:HD2	1.49	0.92
10:C24:561:ASN:OD1	10:C24:562:PRO:HD2	1.69	0.92
10:C24:1439:ILE:CD1	10:C24:1457:LEU:HD13	1.98	0.92
11:A40:629:LEU:C	11:A40:678:LYS:NZ	2.27	0.92
11:A16:603:ALA:O	11:A16:616:ARG:NH1	2.03	0.92
11:A16:629:LEU:C	11:A16:678:LYS:NZ	2.27	0.92
18:B8:313:ILE:HD12	18:B8:331:TRP:CD2	2.05	0.92
10:C32:345:MET:HE2	10:C32:401:ILE:HD11	1.52	0.92
1:R:1369:LEU:CD1	6:O:211:ASN:CG	2.40	0.92
2:M8:625:HIS:NE2	3:N8:225:PRO:HA	1.84	0.92
10:C16:453:LEU:CD2	10:C16:459:LEU:CD2	2.15	0.92
11:A24:36:ASN:HD21	22:I8:293:LYS:CE	1.83	0.92
13:V:844:MET:HG3	10:C8:1502:ARG:NH2	1.84	0.92
14:W:645:HIS:HE1	14:W:649:LEU:HD11	1.33	0.92
10:C8:1121:ILE:HG22	10:C8:1133:ILE:HD13	1.52	0.92
11:A32:714:GLY:HA3	24:D32:1398:ARG:HH21	1.34	0.92
18:B:32:LEU:CD1	18:B:163:ILE:HD12	1.99	0.92
18:B:514:THR:CG2	18:B:549:TRP:CH2	2.53	0.92
24:D:409:LEU:CD1	24:D16:746:ALA:H	1.81	0.92
10:C32:1285:VAL:HG23	10:C32:1738:MET:HE1	1.52	0.92
10:C32:1466:ARG:HA	10:C32:1469:HIS:HE1	1.31	0.92
2:M8:377:ARG:HH12	2:M8:477:ASP:HB3	1.23	0.92
3:N16:19:MET:HE2	3:N16:23:GLY:O	1.70	0.92
7:Q:187:TRP:CH2	7:Q:207:GLN:NE2	2.38	0.92
6:O16:54:VAL:HG13	6:O16:85:TRP:HE1	1.33	0.92

*Continued on next page...*

*Continued from previous page...*

Atom-1	Atom-2	Interatomic distance (Å)	Clash overlap (Å)
11:A24:390:ALA:HB1	24:D16:1099:ARG:HB2	1.52	0.92
10:C:1010:ALA:CA	10:C:1192:ARG:NH2	2.33	0.92
10:C:1121:ILE:HG22	10:C:1133:ILE:HD13	1.52	0.92
10:C8:1265:ARG:O	10:C8:1268:ARG:NE	2.02	0.92
10:C8:1757:GLN:OE1	16:A8:136:LEU:CD2	2.18	0.92
11:A16:91:GLU:CB	18:B:1112:LYS:CE	2.34	0.92
11:A16:112:ALA:HB1	18:B:1416:LYS:NZ	1.83	0.92
11:A32:603:ALA:O	11:A32:616:ARG:NH1	2.03	0.92
11:A32:629:LEU:C	11:A32:678:LYS:NZ	2.27	0.92
18:B:1210:CYS:HG	18:B:1234:MET:HE1	1.28	0.92
18:B8:1528:PRO:HA	18:B8:1531:TRP:NE1	1.85	0.92
23:J24:623:GLU:OE1	23:J24:626:ARG:NH2	2.02	0.92
1:R:1324:ASP:OD2	10:C:1180:ILE:HG22	1.67	0.91
2:M8:627:TYR:CB	3:N8:167:LEU:HD12	1.99	0.91
5:P8:15:LEU:HD23	6:O8:309:SER:O	1.69	0.91
5:P16:15:LEU:HD23	6:O16:309:SER:O	1.69	0.91
9:K:1160:ARG:NH2	9:K:1220:ASN:ND2	2.18	0.91
10:C16:182:ASP:HB2	10:C16:183:PRO:HD2	1.49	0.91
10:C16:249:THR:C	10:C16:251:GLY:H	1.75	0.91
10:C16:1251:PHE:HZ	10:C16:1319:ARG:NH1	1.63	0.91
10:C24:565:ARG:CZ	10:C24:569:PHE:HD2	1.81	0.91
10:C24:1265:ARG:O	10:C24:1268:ARG:NE	2.02	0.91
10:C8:1466:ARG:HA	10:C8:1469:HIS:HE1	1.32	0.91
18:B:1419:LYS:HG3	18:B:1468:PHE:HE1	1.33	0.91
19:4:153:ARG:NH2	20:E:467:ILE:CD1	2.32	0.91
24:D24:1452:LYS:HZ1	24:D32:971:HIS:CE1	1.87	0.91
6:O:119:ARG:HH21	6:O:182:GLU:HG2	1.25	0.91
8:L8:601:HIS:CE1	8:L8:631:LEU:HB2	2.05	0.91
10:C16:1010:ALA:CA	10:C16:1192:ARG:NH2	2.33	0.91
10:C16:1163:LEU:HD23	10:C16:1166:SER:CB	2.00	0.91
10:C24:1757:GLN:OE1	11:A40:136:LEU:CD2	2.19	0.91
18:B:313:ILE:HD12	18:B:331:TRP:CD2	2.05	0.91
18:B:643:MET:CE	18:B:711:CYS:HB3	2.00	0.91
18:B:1028:LYS:NZ	18:B:1092:GLU:OE2	2.03	0.91
1:R:1139:ARG:HD3	1:R:1157:ARG:NH2	1.83	0.91
1:R8:1059:ILE:HG21	24:D40:1435:ARG:HH21	1.31	0.91
6:O:54:VAL:HG13	6:O:85:TRP:HE1	1.32	0.91
6:O16:119:ARG:HH21	6:O16:182:GLU:HG2	1.25	0.91
8:L16:851:PRO:CG	9:K16:1283:PRO:HB2	2.00	0.91
11:A40:36:ASN:HD22	22:I16:293:LYS:NZ	1.68	0.91
11:A40:468:VAL:CG2	24:D32:1100:GLN:OE1	2.18	0.91

*Continued on next page...*

*Continued from previous page...*

Atom-1	Atom-2	Interatomic distance (Å)	Clash overlap (Å)
11:A40:603:ALA:O	11:A40:616:ARG:NH1	2.03	0.91
10:C8:228:ARG:NH2	10:C8:277:SER:HB3	1.85	0.91
22:I24:289:LEU:HD23	22:I24:296:ARG:HH22	1.34	0.91
10:C32:1163:LEU:HD23	10:C32:1166:SER:CB	2.00	0.91
1:R:1185:THR:CG2	24:D:1462:PHE:HZ	1.82	0.91
1:R:1326:GLY:HA3	10:C:1154:TRP:CE2	2.04	0.91
5:P:109:ILE:HG12	14:W:18:PRO:HG3	0.91	0.91
6:O16:61:LYS:HZ3	6:O16:112:ASP:CG	1.76	0.91
8:L16:1096:GLU:OE1	9:K16:998:GLN:CG	2.19	0.91
10:C24:394:SER:OG	10:C24:452:LEU:HD11	1.70	0.91
10:C:565:ARG:NH1	10:C:568:TRP:HB2	1.84	0.91
18:B:171:ILE:HD13	18:B:226:TYR:HB3	1.53	0.91
18:B:750:GLU:OE1	18:B:760:ARG:NH2	2.04	0.91
24:D40:839:GLU:HB3	24:D40:971:HIS:CD2	2.03	0.91
10:C32:653:TYR:OH	10:C32:679:ARG:HB3	1.70	0.91
2:M:627:TYR:CB	3:N:167:LEU:HD12	1.99	0.91
3:N:1:MET:CB	3:N:302:PRO:C	2.43	0.91
2:M8:847:PHE:CB	4:T8:656:TRP:CE3	2.32	0.91
10:C16:1814:LYS:HE2	23:J32:738:MET:CE	2.01	0.91
10:C24:1010:ALA:CA	10:C24:1192:ARG:NH2	2.33	0.91
11:A40:707:LEU:CG	11:A40:767:ARG:NH2	2.29	0.91
10:C:1002:LEU:HD23	10:C:1012:ARG:CZ	1.99	0.91
10:C8:807:GLN:OE1	10:C8:811:ILE:HG21	1.71	0.91
11:A16:36:ASN:HD22	22:I:293:LYS:NZ	1.68	0.91
18:B:112:GLU:OE1	18:B:130:MET:SD	2.29	0.91
18:B:968:PHE:HB2	18:B:1040:MET:CE	1.99	0.91
18:B8:112:GLU:OE1	18:B8:130:MET:SD	2.29	0.91
22:I:210:LYS:C	22:I8:139:GLN:NE2	2.28	0.91
21:H16:322:LEU:HD22	22:I16:300:LEU:HD21	1.49	0.91
22:I16:289:LEU:HD23	22:I16:296:ARG:HH22	1.34	0.91
1:R:1033:LYS:CE	24:D:1432:THR:HB	2.00	0.91
1:R8:1139:ARG:NH2	1:R8:1226:THR:OG1	2.02	0.91
3:N16:270:THR:OG1	3:N16:272:ASN:OD1	1.89	0.91
5:P:318:THR:CG2	13:V:763:LYS:NZ	2.33	0.91
6:O:61:LYS:HZ3	6:O:112:ASP:CG	1.79	0.91
5:P8:16:PHE:CD1	6:O8:311:LEU:CD1	2.54	0.91
11:A24:707:LEU:CG	11:A24:767:ARG:NH2	2.29	0.91
11:A40:748:GLU:HB3	24:D24:1398:ARG:HH12	0.77	0.91
17:F8:74:ILE:C	17:F8:76:ASP:H	1.75	0.91
18:B8:968:PHE:HB2	18:B8:1040:MET:CE	1.99	0.91
23:J8:686:MET:HE1	23:J8:694:ARG:NE	1.86	0.91

*Continued on next page...*

*Continued from previous page...*

Atom-1	Atom-2	Interatomic distance (Å)	Clash overlap (Å)
2:M:627:TYR:HB3	3:N:167:LEU:CD1	2.01	0.91
1:R16:1460:MET:HE2	1:R16:1463:GLN:OE1	1.71	0.91
2:M16:627:TYR:HB3	3:N16:167:LEU:CD1	2.00	0.91
5:P:633:LEU:HD21	5:P:639:THR:HG21	1.52	0.91
5:P8:105:ARG:CZ	5:P8:130:VAL:HA	2.00	0.91
10:C16:1548:ILE:HD12	24:D8:1407:PHE:HZ	1.35	0.91
10:C16:1757:GLN:OE1	11:A24:136:LEU:CD2	2.19	0.91
11:A24:36:ASN:HD22	22:I8:293:LYS:NZ	1.68	0.91
12:A:388:VAL:H	12:A:459:ARG:HH12	1.08	0.91
12:A:603:ALA:O	12:A:616:ARG:NH1	2.03	0.91
19:48:250:ILE:CG1	20:E8:165:ARG:NH2	2.34	0.91
21:H:269:PHE:HD1	22:I:205:ARG:HH12	0.96	0.91
1:R:1290:ILE:CD1	10:C:605:GLU:CD	2.42	0.91
5:P:251:LYS:HZ1	14:W:765:LYS:NZ	1.68	0.91
7:Q8:221:TRP:CZ3	7:Q8:222:PHE:CE2	2.58	0.91
5:P16:247:GLU:N	5:P16:247:GLU:OE2	2.02	0.91
10:C16:807:GLN:OE1	10:C16:811:ILE:HG21	1.71	0.91
10:C16:1688:ARG:CG	23:J32:735:LYS:CE	2.44	0.91
10:C24:389:LEU:CD2	10:C24:447:PHE:HE1	1.82	0.91
10:C24:1163:LEU:HD23	10:C24:1166:SER:CB	2.00	0.91
10:C24:1251:PHE:HZ	10:C24:1319:ARG:NH1	1.62	0.91
10:C8:561:ASN:OD1	10:C8:562:PRO:HD2	1.69	0.91
10:C8:1010:ALA:CA	10:C8:1192:ARG:NH2	2.33	0.91
10:C8:1163:LEU:HD23	10:C8:1166:SER:CB	2.00	0.91
10:C8:1271:PHE:HZ	10:C8:1284:ASP:CG	1.74	0.91
11:A16:711:ARG:CZ	24:D16:1399:SER:N	2.29	0.91
11:A32:326:TYR:HD1	17:F24:77:TYR:HB3	1.35	0.91
18:B8:171:ILE:HD13	18:B8:226:TYR:HB3	1.53	0.91
24:D40:839:GLU:HB3	24:D40:971:HIS:CG	2.06	0.91
10:C32:1133:ILE:HG13	10:C32:1152:LYS:HZ2	1.36	0.91
2:M:416:VAL:HG11	8:L:398:ALA:CB	1.99	0.91
2:M16:417:ARG:CB	8:L16:298:PHE:CE2	2.39	0.91
5:P:247:GLU:N	5:P:247:GLU:OE2	2.02	0.91
5:P:600:PHE:CZ	5:P:638:SER:HB2	2.06	0.91
9:K:635:ALA:HB2	9:K:655:GLN:CD	1.96	0.91
10:C16:561:ASN:OD1	10:C16:562:PRO:HD2	1.69	0.91
11:A24:326:TYR:HD1	17:F:77:TYR:CB	1.83	0.91
10:C24:653:TYR:OH	10:C24:679:ARG:HB3	1.70	0.91
10:C8:643:LEU:HB3	10:C8:679:ARG:NH2	1.86	0.91
18:B8:514:THR:CG2	18:B8:549:TRP:CH2	2.53	0.91
18:B8:609:TYR:CD2	18:B8:610:VAL:CG2	2.50	0.91

*Continued on next page...*



*Continued from previous page...*

Atom-1	Atom-2	Interatomic distance (Å)	Clash overlap (Å)
18:B8:1256:THR:CG2	24:D32:1238:GLU:CG	2.44	0.91
18:B8:1273:GLU:HG2	18:B8:1276:LYS:HE3	0.93	0.91
22:I8:289:LEU:HD23	22:I8:296:ARG:HH22	1.34	0.91
1:R:1191:LYS:CD	24:D:1453:GLU:OE1	2.19	0.91
2:M8:762:LEU:HB2	2:M8:813:ASN:HD22	1.32	0.91
2:M16:385:LEU:HD11	2:M16:396:PHE:CD2	2.04	0.91
2:M16:408:GLU:OE1	8:L16:484:PRO:CG	2.18	0.91
3:N16:1:MET:CB	3:N16:302:PRO:C	2.43	0.91
5:P:16:PHE:CD1	6:O:311:LEU:CD1	2.54	0.91
5:P:592:SER:HG	5:P:598:LEU:HD13	1.33	0.91
8:L16:1026:ARG:CD	9:K16:1284:MET:HG2	2.01	0.91
10:C16:653:TYR:OH	10:C16:679:ARG:HB3	1.70	0.91
10:C:407:LYS:CE	10:C:465:PHE:CE2	2.54	0.91
10:C8:556:VAL:CG1	10:C8:565:ARG:NH2	2.34	0.91
11:A16:703:ALA:HA	24:D16:1398:ARG:CD	2.00	0.91
18:B8:750:GLU:OE1	18:B8:760:ARG:NH2	2.04	0.91
18:B8:1772:HIS:HD2	18:B8:1878:GLU:OE2	1.51	0.91
10:C32:1757:GLN:OE1	12:A48:136:LEU:CD2	2.19	0.91
12:A48:603:ALA:O	12:A48:616:ARG:NH1	2.03	0.91
3:N:19:MET:HE2	3:N:23:GLY:O	1.70	0.90
3:N8:1:MET:CB	3:N8:302:PRO:C	2.43	0.90
2:M16:231:ARG:HG3	2:M16:299:GLY:O	1.72	0.90
6:O:82:LEU:CD2	6:O:103:MET:HE3	2.00	0.90
7:Q16:221:TRP:CZ3	7:Q16:222:PHE:CE2	2.58	0.90
9:K8:1085:TYR:HH	9:K8:1093:SER:HA	1.29	0.90
10:C16:847:ARG:HH21	10:C16:910:SER:HB2	1.35	0.90
14:W:586:ILE:CD1	15:J:569:ALA:CA	2.46	0.90
11:A16:718:THR:HG23	24:D16:1398:ARG:NH1	1.85	0.90
18:B8:603:PHE:HB2	18:B8:619:ARG:NH2	1.85	0.90
18:B8:786:ASP:OD2	24:D32:1066:VAL:CA	2.18	0.90
23:J32:686:MET:HE1	23:J32:694:ARG:NE	1.86	0.90
2:M:377:ARG:HH12	2:M:477:ASP:HB3	1.23	0.90
1:R8:909:GLN:HE21	24:D40:1361:ALA:HB2	1.35	0.90
1:R8:1460:MET:HE2	1:R8:1463:GLN:OE1	1.71	0.90
2:M8:417:ARG:NH2	8:L8:415:PHE:HE2	1.62	0.90
3:N8:162:THR:HG23	3:N8:168:VAL:HG21	1.53	0.90
2:M16:672:TYR:HB2	2:M16:680:LYS:CD	2.01	0.90
6:O8:54:VAL:HG13	6:O8:85:TRP:HE1	1.32	0.90
6:O16:82:LEU:CD2	6:O16:103:MET:HE3	2.00	0.90
9:K:1117:LEU:HG	9:K:1139:ILE:HD11	1.51	0.90
10:C16:1466:ARG:HA	10:C16:1469:HIS:HE1	1.32	0.90

*Continued on next page...*



*Continued from previous page...*

Atom-1	Atom-2	Interatomic distance (Å)	Clash overlap (Å)
10:C16:1626:GLN:HE21	10:C16:1692:LYS:NZ	1.70	0.90
10:C:345:MET:HE2	10:C:401:ILE:HD11	1.52	0.90
10:C:1163:LEU:HD23	10:C:1166:SER:CB	2.00	0.90
11:A16:326:TYR:HD1	17:F8:77:TYR:HB3	1.35	0.90
19:48:250:ILE:HD13	20:E8:165:ARG:NH2	1.86	0.90
21:H:322:LEU:HB3	22:I:300:LEU:HD11	0.90	0.90
10:C32:1010:ALA:CA	10:C32:1192:ARG:NH2	2.33	0.90
1:R8:1449:TRP:HZ3	2:M8:160:LEU:HD12	1.23	0.90
1:R16:1428:VAL:O	1:R16:1431:ARG:HG2	1.72	0.90
2:M16:844:VAL:HG21	4:T16:660:LEU:CD2	1.91	0.90
5:P:55:ARG:HH12	5:P:64:ASP:HB2	1.27	0.90
11:A24:326:TYR:HD1	17:F:77:TYR:HB3	1.35	0.90
11:A24:748:GLU:OE1	24:D8:1398:ARG:NH1	2.05	0.90
12:A:798:PHE:HE1	12:A:847:ARG:NH1	1.64	0.90
10:C:1251:PHE:HZ	10:C:1319:ARG:NH1	1.63	0.90
18:B8:643:MET:CE	18:B8:711:CYS:HB3	2.00	0.90
22:I8:171:MET:CE	23:J8:592:VAL:HG13	2.02	0.90
21:H24:322:LEU:HB3	22:I24:300:LEU:HD11	0.90	0.90
2:M:625:HIS:NE2	3:N:225:PRO:HA	1.85	0.90
2:M:627:TYR:HE2	3:N:165:GLY:C	1.80	0.90
1:R16:1269:LEU:CD1	5:P16:684:ARG:CD	2.49	0.90
2:M16:762:LEU:HB2	2:M16:813:ASN:HD22	1.32	0.90
5:P16:16:PHE:CD1	6:O16:311:LEU:CD1	2.54	0.90
9:K8:1160:ARG:NH2	9:K8:1220:ASN:ND2	2.18	0.90
10:C16:228:ARG:NH2	10:C16:277:SER:HB3	1.85	0.90
14:W:645:HIS:ND1	14:W:649:LEU:HD12	1.85	0.90
14:W:649:LEU:CD2	15:J:575:ILE:HD12	1.90	0.90
11:A32:676:TYR:HE2	24:D32:1396:PRO:CD	1.83	0.90
18:B:1772:HIS:HD2	18:B:1878:GLU:OE2	1.51	0.90
22:I16:300:LEU:HD21	23:J16:689:LEU:HD21	1.53	0.90
24:D:405:GLN:OE1	24:D16:10:ARG:NE	1.86	0.90
1:R:1428:VAL:HG23	6:O:165:LYS:CE	2.02	0.90
1:R16:1078:SER:OG	5:P16:713:LEU:HD21	1.62	0.90
8:L16:173:ASP:CB	12:A48:783:PHE:CE1	2.55	0.90
9:K8:1085:TYR:CD1	9:K8:1093:SER:HB2	2.05	0.90
11:A24:629:LEU:C	11:A24:678:LYS:NZ	2.27	0.90
10:C:988:GLN:NE2	10:C:1064:PHE:HE1	1.70	0.90
18:B8:1028:LYS:NZ	18:B8:1092:GLU:OE2	2.03	0.90
19:4:250:ILE:CG1	20:E:165:ARG:NH2	2.34	0.90
21:H:193:LEU:HD21	21:H:195:GLN:HE21	1.34	0.90
2:M:417:ARG:HG2	8:L:346:TRP:CH2	2.06	0.90

*Continued on next page...*

*Continued from previous page...*

Atom-1	Atom-2	Interatomic distance (Å)	Clash overlap (Å)
2:M8:851:LEU:CD2	4:T8:653:GLN:HG2	2.01	0.90
5:P:179:TYR:CE1	5:P:437:GLY:CA	2.54	0.90
6:O:317:GLU:OE1	6:O:320:THR:OG1	1.89	0.90
5:P8:13:LEU:HB3	6:O8:308:GLN:OE1	1.72	0.90
9:K:1201:LEU:HD22	9:K:1264:ALA:HB2	1.52	0.90
10:C16:345:MET:HE2	10:C16:401:ILE:HD11	1.52	0.90
11:A40:326:TYR:HD1	17:F16:77:TYR:HB3	1.35	0.90
10:C:150:ASP:OD1	24:D:1404:GLY:HA2	1.72	0.90
10:C:653:TYR:OH	10:C:679:ARG:HB3	1.70	0.90
10:C8:1285:VAL:HG23	10:C8:1738:MET:HE1	1.52	0.90
11:A32:91:GLU:CB	18:B8:1112:LYS:CE	2.35	0.90
17:F16:74:ILE:HG22	17:F16:76:ASP:HB2	1.51	0.90
12:A48:696:ILE:HD12	12:A48:728:ILE:HD12	1.53	0.90
2:M:851:LEU:CD2	4:T:653:GLN:HG2	2.01	0.90
2:M8:417:ARG:CZ	8:L8:415:PHE:CZ	2.55	0.90
2:M8:816:ARG:NH1	2:M8:849:LEU:CB	2.24	0.90
2:M16:414:GLY:CA	8:L16:401:LYS:HZ2	1.80	0.90
2:M16:762:LEU:CB	2:M16:813:ASN:HD22	1.83	0.90
6:O8:119:ARG:HH21	6:O8:182:GLU:HG2	1.25	0.90
5:P16:55:ARG:HH12	5:P16:64:ASP:HB2	1.27	0.90
8:L8:1069:LEU:HD11	9:K8:1086:VAL:HG11	1.53	0.90
8:L16:173:ASP:CB	12:A48:783:PHE:HE1	1.84	0.90
9:K:939:ARG:NH2	9:K:967:ASP:OD2	2.05	0.90
9:K8:635:ALA:HB2	9:K8:655:GLN:CD	1.96	0.90
10:C24:1466:ARG:HA	10:C24:1469:HIS:HE1	1.32	0.90
10:C24:1626:GLN:HE21	10:C24:1692:LYS:NZ	1.70	0.90
12:A:136:LEU:CD2	10:C:1757:GLN:OE1	2.19	0.90
11:A32:706:SER:HB2	24:D32:1398:ARG:CD	1.99	0.90
22:I16:171:MET:CE	23:J16:592:VAL:HG13	2.02	0.90
12:A48:707:LEU:CG	12:A48:767:ARG:NH2	2.29	0.90
2:M8:544:LEU:HD21	2:M8:586:ALA:CB	2.01	0.90
5:P16:57:PRO:CB	6:O16:29:LEU:HD11	2.01	0.90
9:K:1085:TYR:CD1	9:K:1093:SER:HB2	2.05	0.90
11:A24:691:ALA:HB1	24:D8:1397:THR:HG21	1.51	0.90
11:A40:696:ILE:HD12	11:A40:728:ILE:HD12	1.53	0.90
13:V:745:LEU:CD1	15:J:557:ARG:HH12	1.85	0.90
14:W:591:LEU:HD22	15:J:566:ASN:OD1	1.72	0.90
11:A32:11:THR:HG21	22:I24:162:GLN:NE2	1.87	0.90
22:I:171:MET:CE	23:J32:592:VAL:HG13	2.02	0.90
22:I:300:LEU:HD21	23:J32:689:LEU:HD21	1.53	0.90
22:I8:300:LEU:HD21	23:J8:689:LEU:HD21	1.53	0.90

*Continued on next page...*

*Continued from previous page...*

Atom-1	Atom-2	Interatomic distance (Å)	Clash overlap (Å)
23:J24:686:MET:HE1	23:J24:694:ARG:NE	1.86	0.90
21:H16:269:PHE:HD1	22:I16:205:ARG:HH12	0.96	0.90
1:R:1175:TYR:HA	1:R:1177:TRP:HZ3	1.37	0.90
1:R:1185:THR:CG2	24:D:1462:PHE:CZ	2.54	0.90
1:R8:1265:PHE:HE2	1:R8:1269:LEU:HD11	1.36	0.90
5:P:96:VAL:HG13	5:P:481:ILE:HD13	1.54	0.90
6:O16:317:GLU:OE1	6:O16:320:THR:OG1	1.89	0.90
10:C24:169:GLN:HA	10:C24:169:GLN:OE1	1.72	0.90
10:C24:390:HIS:CB	10:C24:452:LEU:CG	2.22	0.90
10:C24:565:ARG:HD3	10:C24:568:TRP:CZ3	2.07	0.90
10:C8:1258:LEU:HA	10:C8:1323:LEU:HD12	1.54	0.90
10:C8:1626:GLN:HE21	10:C8:1692:LYS:NZ	1.70	0.90
18:B:50:THR:HG21	18:B:179:GLN:NE2	1.86	0.90
21:H24:193:LEU:HD21	21:H24:195:GLN:HE21	1.34	0.90
24:D40:839:GLU:CD	24:D40:971:HIS:CD2	2.49	0.90
10:C32:169:GLN:HA	10:C32:169:GLN:OE1	1.72	0.90
10:C32:1121:ILE:HG22	10:C32:1133:ILE:HD13	1.52	0.90
5:P8:96:VAL:HG13	5:P8:481:ILE:HD13	1.54	0.90
9:K:975:MET:HE1	9:K:1005:LEU:CD2	2.02	0.90
10:C:228:ARG:NH2	10:C:277:SER:HB3	1.85	0.90
10:C:847:ARG:HH21	10:C:910:SER:HB2	1.35	0.90
10:C:1258:LEU:HA	10:C:1323:LEU:HD12	1.54	0.90
10:C:1466:ARG:HA	10:C:1469:HIS:HE1	1.31	0.90
11:A16:11:THR:HG21	22:I:162:GLN:NE2	1.87	0.90
11:A32:33:LEU:HD21	22:I24:286:LEU:HD13	1.54	0.90
11:A32:36:ASN:HD22	22:I24:293:LYS:NZ	1.68	0.90
18:B:603:PHE:HB2	18:B:619:ARG:NH2	1.85	0.90
2:M16:672:TYR:CD2	2:M16:680:LYS:CD	2.53	0.89
6:O8:82:LEU:CD2	6:O8:103:MET:HE3	2.00	0.89
7:Q8:297:VAL:HG11	7:Q8:301:ARG:CB	2.02	0.89
9:K8:1201:LEU:HD22	9:K8:1264:ALA:HB2	1.51	0.89
10:C16:1285:VAL:HG23	10:C16:1738:MET:HE2	1.46	0.89
10:C16:1348:LEU:HD12	10:C16:1359:ILE:CD1	1.88	0.89
10:C24:1074:LEU:HD21	18:B8:256:VAL:HA	1.52	0.89
10:C24:1121:ILE:HG22	10:C24:1133:ILE:HD13	1.52	0.89
11:A40:33:LEU:HD21	22:I16:286:LEU:HD13	1.54	0.89
10:C:807:GLN:OE1	10:C:811:ILE:HG21	1.71	0.89
10:C8:1250:ALA:HB2	10:C8:1309:ARG:NH1	1.87	0.89
18:B:618:VAL:CG1	18:B:621:VAL:HG23	2.02	0.89
22:I24:290:ASP:OD1	22:I24:293:LYS:CE	2.20	0.89
24:D8:1330:ARG:HH12	24:D16:719:ARG:CB	1.85	0.89

*Continued on next page...*

*Continued from previous page...*

Atom-1	Atom-2	Interatomic distance (Å)	Clash overlap (Å)
10:C32:1258:LEU:HA	10:C32:1323:LEU:HD12	1.54	0.89
1:R:1428:VAL:O	1:R:1431:ARG:HG2	1.72	0.89
2:M8:627:TYR:HB3	3:N8:167:LEU:CD1	2.01	0.89
2:M16:851:LEU:CD2	4:T16:653:GLN:HG2	2.01	0.89
5:P:15:LEU:HD23	6:O:309:SER:O	1.69	0.89
6:O16:173:VAL:HG22	6:O16:189:LEU:CD1	2.02	0.89
9:K8:1039:ASP:CG	9:K8:1096:LYS:NZ	2.31	0.89
10:C16:1250:ALA:HB2	10:C16:1309:ARG:NH1	1.87	0.89
10:C24:807:GLN:OE1	10:C24:811:ILE:HG21	1.71	0.89
11:A40:11:THR:HG21	22:I16:162:GLN:NE2	1.87	0.89
11:A40:103:GLU:CG	21:H16:323:TYR:HE2	1.84	0.89
10:C8:988:GLN:NE2	10:C8:1064:PHE:HE1	1.70	0.89
11:A16:121:GLN:HE22	18:B:1559:ALA:HA	1.37	0.89
18:B:86:LYS:HG2	18:B:123:LEU:HD11	0.90	0.89
18:B8:50:THR:HG21	18:B8:179:GLN:NE2	1.86	0.89
18:B8:712:PRO:CB	18:B8:759:MET:CE	2.49	0.89
20:E8:352:PHE:CD1	20:E8:451:ILE:HD13	2.07	0.89
21:H:366:MET:CE	22:I:332:MET:CE	2.50	0.89
10:C32:807:GLN:OE1	10:C32:811:ILE:HG21	1.71	0.89
1:R8:982:GLU:HG3	24:D40:1436:ARG:NH2	1.87	0.89
5:P:633:LEU:CD2	5:P:647:LEU:CD1	2.49	0.89
6:O:173:VAL:HG22	6:O:189:LEU:CD1	2.02	0.89
5:P8:16:PHE:HE1	6:O8:311:LEU:HD11	1.13	0.89
9:K:1085:TYR:CZ	9:K:1093:SER:CA	2.47	0.89
10:C16:1285:VAL:HG23	10:C16:1738:MET:HE1	1.52	0.89
10:C24:1699:LYS:HZ1	23:J24:722:LEU:HD22	0.83	0.89
11:A40:388:VAL:N	11:A40:459:ARG:NH1	2.20	0.89
10:C:1285:VAL:HG23	10:C:1738:MET:HE1	1.52	0.89
11:A32:121:GLN:HE22	18:B8:1559:ALA:HA	1.37	0.89
22:I:290:ASP:OD1	22:I:293:LYS:CE	2.20	0.89
22:I8:131:ARG:HG3	23:J8:557:ARG:HH21	1.25	0.89
21:H24:366:MET:CE	22:I24:332:MET:CE	2.50	0.89
23:J16:686:MET:HE1	23:J16:694:ARG:NE	1.86	0.89
24:D:308:ASN:HD22	24:D16:753:ARG:NE	1.45	0.89
2:M:162:ILE:HD11	2:M:213:LEU:HG	0.89	0.89
3:N:116:ILE:HG23	3:N:177:TYR:CE1	2.08	0.89
3:N:270:THR:OG1	3:N:272:ASN:OD1	1.89	0.89
2:M16:351:ALA:CB	8:L16:219:ILE:CG2	2.50	0.89
8:L8:601:HIS:HE1	8:L8:631:LEU:HB2	1.37	0.89
9:K:919:MET:SD	9:K:938:PHE:HE2	1.91	0.89
9:K8:975:MET:HE3	9:K8:989:VAL:CG1	2.01	0.89

*Continued on next page...*

*Continued from previous page...*

Atom-1	Atom-2	Interatomic distance (Å)	Clash overlap (Å)
9:K8:1270:VAL:O	9:K8:1272:GLU:N	2.05	0.89
11:A24:696:ILE:HD12	11:A24:728:ILE:HD12	1.53	0.89
11:A40:362:ARG:HD2	11:A40:366:ARG:HH22	1.04	0.89
13:V:835:GLU:HG2	15:J:648:TYR:OH	1.70	0.89
10:C:452:LEU:C	10:C:452:LEU:HD12	1.97	0.89
11:A16:706:SER:CB	24:D16:1398:ARG:HG2	2.03	0.89
18:B8:1156:GLN:CA	18:B8:1382:LYS:NZ	2.30	0.89
18:B8:1256:THR:HG21	24:D32:1238:GLU:CG	1.99	0.89
19:4:250:ILE:HD13	20:E:165:ARG:NH2	1.86	0.89
19:48:100:ILE:HG22	19:48:102:LEU:CG	2.01	0.89
3:N8:19:MET:HE2	3:N8:23:GLY:O	1.70	0.89
5:P16:214:LEU:CD2	5:P16:236:VAL:CG1	2.51	0.89
9:K:958:MET:HE3	9:K:974:LEU:CD2	2.01	0.89
10:C8:64:LEU:CD2	10:C8:96:ARG:HG3	2.02	0.89
22:I24:300:LEU:HD21	23:J24:689:LEU:HD21	1.53	0.89
10:C32:390:HIS:ND1	10:C32:452:LEU:CB	2.34	0.89
1:R:771:SER:CB	24:D:1317:ARG:HD2	2.02	0.89
2:M:342:VAL:HG12	2:M:343:MET:N	1.87	0.89
2:M8:342:VAL:HG12	2:M8:343:MET:N	1.87	0.89
5:P8:214:LEU:CD2	5:P8:236:VAL:CG1	2.51	0.89
6:O8:119:ARG:HH21	6:O8:182:GLU:CG	1.86	0.89
5:P16:592:SER:HG	5:P16:598:LEU:HD13	1.35	0.89
10:C24:345:MET:HE3	10:C24:401:ILE:HD11	1.46	0.89
22:I:289:LEU:HD23	22:I:296:ARG:HH22	1.34	0.89
10:C32:228:ARG:NH2	10:C32:277:SER:HB3	1.85	0.89
9:K:1006:GLY:HA3	9:K:1013:LEU:HD13	1.55	0.89
9:K8:958:MET:HE3	9:K8:974:LEU:CD2	2.01	0.89
10:C16:64:LEU:CD2	10:C16:96:ARG:HG3	2.02	0.89
10:C:64:LEU:CD2	10:C:96:ARG:HG3	2.02	0.89
10:C8:169:GLN:OE1	10:C8:169:GLN:HA	1.72	0.89
10:C8:453:LEU:CD2	10:C8:459:LEU:CD2	2.15	0.89
11:A16:112:ALA:HB1	18:B:1416:LYS:HZ1	1.34	0.89
18:B:195:MET:CE	18:B:199:LEU:CD2	2.18	0.89
20:E8:353:ILE:HD13	20:E8:413:PHE:CG	2.06	0.89
10:C32:1348:LEU:HD12	10:C32:1359:ILE:CD1	1.88	0.89
1:R16:1075:LYS:HE2	5:P16:713:LEU:O	1.72	0.89
2:M16:627:TYR:CD1	3:N16:166:ALA:O	2.26	0.89
3:N16:116:ILE:HG23	3:N16:177:TYR:CE1	2.08	0.89
5:P:57:PRO:CB	6:O:29:LEU:HD11	2.01	0.89
7:Q:297:VAL:HG11	7:Q:301:ARG:CB	2.02	0.89
8:L16:177:ARG:HD3	12:A48:744:GLU:OE1	0.90	0.89

*Continued on next page...*

*Continued from previous page...*

Atom-1	Atom-2	Interatomic distance (Å)	Clash overlap (Å)
9:K:1270:VAL:O	9:K:1272:GLU:N	2.05	0.89
10:C16:1699:LYS:HZ2	23:J32:722:LEU:CD2	1.81	0.89
10:C16:1814:LYS:HZ3	23:J32:738:MET:CB	1.85	0.89
11:A24:11:THR:HG21	22:I8:162:GLN:NE2	1.87	0.89
11:A24:326:TYR:HE1	17:F:77:TYR:HB2	1.37	0.89
10:C24:386:ASN:CB	10:C24:449:GLU:OE1	2.20	0.89
10:C24:847:ARG:HH21	10:C24:910:SER:HB2	1.34	0.89
10:C:565:ARG:HD3	10:C:568:TRP:CZ3	2.08	0.89
10:C8:1285:VAL:CG2	10:C8:1738:MET:HE1	2.01	0.89
11:A32:326:TYR:HD1	17:F24:77:TYR:CB	1.83	0.89
18:B8:618:VAL:CG1	18:B8:621:VAL:HG23	2.02	0.89
18:B8:690:TRP:CE3	18:B8:739:VAL:CG2	2.55	0.89
19:4:65:LYS:O	19:4:66:ALA:C	2.04	0.89
10:C32:988:GLN:NE2	10:C32:1064:PHE:HE1	1.70	0.89
5:P:57:PRO:CB	6:O:29:LEU:HD12	1.99	0.89
7:Q16:297:VAL:HG11	7:Q16:301:ARG:CB	2.02	0.89
9:K8:1039:ASP:CG	9:K8:1096:LYS:HZ3	1.81	0.89
10:C16:565:ARG:HD3	10:C16:568:TRP:CZ3	2.07	0.89
10:C16:1074:LEU:CD1	10:C16:1075:ASP:OD1	2.18	0.89
10:C16:1682:VAL:CG2	10:C16:1758:LEU:HD23	2.03	0.89
10:C24:1285:VAL:CG2	10:C24:1738:MET:HE1	2.01	0.89
11:A32:711:ARG:CZ	24:D32:1399:SER:H	1.79	0.89
18:B:816:LEU:HD23	18:B:822:ILE:HD13	1.54	0.89
1:R:1425:PRO:CA	6:O:165:LYS:HZ1	1.79	0.89
2:M:399:THR:HG21	2:M:480:ARG:NH2	1.88	0.89
2:M:816:ARG:NH1	2:M:849:LEU:C	2.31	0.89
2:M8:544:LEU:CD2	2:M8:586:ALA:HB1	2.01	0.89
2:M8:816:ARG:NH1	2:M8:849:LEU:C	2.31	0.89
2:M16:342:VAL:HG12	2:M16:343:MET:N	1.87	0.89
5:P:13:LEU:HB3	6:O:308:GLN:OE1	1.72	0.89
5:P8:57:PRO:CB	6:O8:29:LEU:HD11	2.01	0.89
6:O8:317:GLU:OE1	6:O8:320:THR:OG1	1.89	0.89
5:P16:13:LEU:HB3	6:O16:308:GLN:OE1	1.72	0.89
5:P16:96:VAL:HG13	5:P16:481:ILE:HD13	1.54	0.89
11:A24:33:LEU:HD21	22:I8:286:LEU:HD13	1.54	0.89
10:C24:228:ARG:NH2	10:C24:277:SER:HB3	1.85	0.89
13:V:825:GLN:HA	14:W:707:LYS:NZ	1.88	0.89
13:V:844:MET:HG2	10:C8:1502:ARG:HH22	1.12	0.89
10:C8:390:HIS:NE2	10:C8:459:LEU:HD12	1.87	0.89
18:B:690:TRP:CE3	18:B:739:VAL:CG2	2.55	0.89
18:B:1156:GLN:CA	18:B:1382:LYS:NZ	2.30	0.89

*Continued on next page...*



*Continued from previous page...*

Atom-1	Atom-2	Interatomic distance (Å)	Clash overlap (Å)
18:B8:816:LEU:HD23	18:B8:822:ILE:HD13	1.54	0.89
20:E:352:PHE:CD1	20:E:451:ILE:HD13	2.07	0.89
24:D8:857:THR:HG23	24:D8:885:TYR:OH	1.73	0.89
10:C32:1250:ALA:HB2	10:C32:1309:ARG:NH1	1.88	0.89
12:A48:388:VAL:N	12:A48:459:ARG:NH1	2.20	0.89
2:M8:627:TYR:HE2	3:N8:162:THR:CG2	1.86	0.88
6:O16:119:ARG:HH21	6:O16:182:GLU:CG	1.86	0.88
9:K:1214:TYR:HB3	9:K:1269:CYS:SG	2.13	0.88
11:A24:388:VAL:N	11:A24:459:ARG:NH1	2.20	0.88
10:C24:847:ARG:CZ	10:C24:903:ASN:HB3	2.03	0.88
10:C24:988:GLN:NE2	10:C24:1064:PHE:HE1	1.70	0.88
10:C24:1285:VAL:HG23	10:C24:1738:MET:HE1	1.53	0.88
11:A40:390:ALA:HB1	24:D32:1099:ARG:CD	2.03	0.88
18:B:241:TYR:HB2	18:B:271:LEU:HD23	1.55	0.88
18:B:928:ARG:NH2	18:B:969:ASP:O	2.05	0.88
18:B8:113:TYR:CE1	18:B8:119:VAL:HG11	2.08	0.88
1:R:1335:ILE:HG13	10:C:1170:VAL:CG2	2.02	0.88
1:R8:983:ARG:O	24:D40:1360:ALA:HB2	1.72	0.88
9:K8:1006:GLY:HA3	9:K8:1013:LEU:HD13	1.55	0.88
10:C:1626:GLN:HE21	10:C:1692:LYS:NZ	1.70	0.88
10:C8:1619:PRO:C	10:C8:1621:LYS:N	2.31	0.88
11:A16:718:THR:CG2	24:D16:1398:ARG:HH12	1.87	0.88
11:A32:696:ILE:HD12	11:A32:728:ILE:HD12	1.53	0.88
18:B8:566:LYS:HE3	18:B8:574:GLU:OE2	1.72	0.88
18:B8:779:LYS:HE2	18:B8:847:GLN:HE21	1.38	0.88
19:48:109:GLN:O	19:48:418:LYS:HE2	1.73	0.88
21:H8:366:MET:CE	22:I8:332:MET:CE	2.50	0.88
10:C32:1626:GLN:HE21	10:C32:1692:LYS:NZ	1.70	0.88
2:M16:399:THR:HG21	2:M16:480:ARG:NH2	1.88	0.88
2:M16:816:ARG:NH1	2:M16:849:LEU:C	2.31	0.88
6:O8:173:VAL:HG22	6:O8:189:LEU:CD1	2.02	0.88
9:K:1074:ARG:NH1	9:K:1126:LEU:HD22	1.87	0.88
9:K8:939:ARG:NH2	9:K8:967:ASP:OD2	2.05	0.88
9:K8:1074:ARG:NH1	9:K8:1126:LEU:HD22	1.87	0.88
10:C16:169:GLN:HA	10:C16:169:GLN:OE1	1.71	0.88
10:C16:1699:LYS:HZ1	23:J32:722:LEU:HD22	0.73	0.88
10:C:249:THR:C	10:C:251:GLY:H	1.75	0.88
10:C:847:ARG:CZ	10:C:903:ASN:HB3	2.03	0.88
11:A32:388:VAL:N	11:A32:459:ARG:NH1	2.20	0.88
18:B8:241:TYR:HB2	18:B8:271:LEU:HD23	1.55	0.88
20:E8:432:ILE:CB	24:D40:72:GLU:HG2	2.03	0.88

*Continued on next page...*



*Continued from previous page...*

Atom-1	Atom-2	Interatomic distance (Å)	Clash overlap (Å)
22:I:131:ARG:CG	23:J32:557:ARG:HH21	1.80	0.88
22:I24:171:MET:CE	23:J24:592:VAL:HG13	2.02	0.88
10:C32:64:LEU:CD2	10:C32:96:ARG:HG3	2.02	0.88
3:N8:270:THR:OG1	3:N8:272:ASN:OD1	1.89	0.88
8:L16:1026:ARG:HD2	9:K16:1284:MET:CB	2.04	0.88
9:K8:1214:TYR:HB3	9:K8:1269:CYS:SG	2.13	0.88
10:C16:1121:ILE:HG22	10:C16:1133:ILE:HD13	1.52	0.88
11:A24:465:SER:HB3	24:D16:1100:GLN:NE2	1.87	0.88
10:C24:390:HIS:CA	10:C24:452:LEU:HG	2.03	0.88
10:C24:1547:LYS:CE	24:D24:1405:GLY:H	1.85	0.88
12:A:388:VAL:N	12:A:459:ARG:NH1	2.20	0.88
11:A16:33:LEU:HD21	22:I:286:LEU:HD13	1.54	0.88
11:A16:326:TYR:HE1	17:F8:77:TYR:HB2	1.36	0.88
18:B8:195:MET:HE2	18:B8:199:LEU:HD21	1.53	0.88
18:B8:685:SER:C	18:B8:687:SER:N	2.31	0.88
20:E8:432:ILE:CG2	24:D40:72:GLU:CD	2.43	0.88
10:C32:1682:VAL:CG2	10:C32:1758:LEU:HD23	2.03	0.88
3:N8:116:ILE:HG23	3:N8:177:TYR:CE1	2.08	0.88
2:M16:540:TYR:HD1	2:M16:555:LEU:CD2	1.59	0.88
9:K:1051:GLU:C	9:K:1053:MET:N	2.30	0.88
9:K:1180:TRP:HZ2	9:K:1206:LEU:HD12	1.39	0.88
10:C16:667:ILE:CD1	10:C16:670:GLU:O	2.22	0.88
10:C16:962:PHE:CE2	10:C16:997:ILE:CD1	2.56	0.88
10:C24:168:ARG:NH1	10:C24:229:PRO:HA	1.88	0.88
10:C24:390:HIS:ND1	10:C24:452:LEU:CB	2.36	0.88
12:A:440:LEU:HB3	12:A:443:LEU:CD1	2.04	0.88
11:A16:388:VAL:N	11:A16:459:ARG:NH1	2.20	0.88
11:A16:696:ILE:HD12	11:A16:728:ILE:HD12	1.53	0.88
18:B:751:TYR:HH	18:B:804:ARG:HH12	1.20	0.88
18:B:783:LYS:HE3	24:D16:1064:GLY:CA	2.02	0.88
18:B8:86:LYS:HG2	18:B8:123:LEU:HD11	0.90	0.88
18:B8:751:TYR:HH	18:B8:804:ARG:HH12	1.20	0.88
19:4:153:ARG:HH21	20:E:467:ILE:HD11	1.39	0.88
10:C32:1530:PHE:CE1	12:A48:132:MET:HE2	2.09	0.88
1:R:1428:VAL:HG21	6:O:165:LYS:HE3	0.90	0.88
1:R8:1185:THR:CG2	24:D40:1462:PHE:CZ	2.56	0.88
1:R8:1428:VAL:O	1:R8:1431:ARG:HG2	1.72	0.88
2:M16:417:ARG:HD2	8:L16:298:PHE:HD2	1.37	0.88
5:P:109:ILE:CB	14:W:18:PRO:HG2	2.03	0.88
5:P:214:LEU:CD2	5:P:236:VAL:CG1	2.51	0.88
10:C16:1449:GLU:CD	24:D8:1151:SER:HA	1.98	0.88

*Continued on next page...*

*Continued from previous page...*

Atom-1	Atom-2	Interatomic distance (Å)	Clash overlap (Å)
10:C24:1250:ALA:HB2	10:C24:1309:ARG:NH1	1.88	0.88
11:A40:326:TYR:HE1	17:F16:77:TYR:HB2	1.37	0.88
14:W:554:LYS:HD2	14:W:597:ARG:HH21	1.36	0.88
10:C8:556:VAL:HG12	10:C8:565:ARG:CZ	2.04	0.88
10:C8:847:ARG:HH21	10:C8:910:SER:HB2	1.35	0.88
18:B:195:MET:HE2	18:B:199:LEU:HD21	1.53	0.88
18:B:566:LYS:HE3	18:B:574:GLU:OE2	1.72	0.88
18:B:1072:LEU:HD23	18:B:1076:GLU:OE2	1.73	0.88
18:B8:1291:LEU:HD12	18:B8:1332:VAL:HG21	1.53	0.88
22:I16:290:ASP:OD1	22:I16:293:LYS:CE	2.20	0.88
24:D:1102:VAL:HG22	24:D:1153:GLN:OE1	1.73	0.88
10:C32:168:ARG:NH1	10:C32:229:PRO:HA	1.88	0.88
1:R:1460:MET:HE2	1:R:1463:GLN:OE1	1.71	0.88
2:M:185:ARG:NH1	2:M:213:LEU:HD11	1.86	0.88
10:C24:962:PHE:CE2	10:C24:997:ILE:CD1	2.56	0.88
10:C24:1619:PRO:C	10:C24:1621:LYS:N	2.31	0.88
14:W:711:ARG:NH1	10:C8:1606:GLY:C	2.32	0.88
10:C:1682:VAL:CG2	10:C:1758:LEU:HD23	2.03	0.88
18:B:113:TYR:CE1	18:B:119:VAL:HG11	2.08	0.88
18:B8:94:LEU:HD21	18:B8:132:LEU:HD23	1.54	0.88
18:B8:928:ARG:NH2	18:B8:969:ASP:O	2.06	0.88
18:B8:1419:LYS:HG3	18:B8:1468:PHE:HE1	1.33	0.88
20:E:429:PRO:N	24:D:72:GLU:OE2	2.04	0.88
24:D:409:LEU:HD22	24:D16:746:ALA:H	1.37	0.88
6:O:179:LYS:CG	6:O:183:GLN:OE1	2.22	0.88
10:C16:1619:PRO:C	10:C16:1621:LYS:N	2.31	0.88
10:C:1250:ALA:HB2	10:C:1309:ARG:NH1	1.87	0.88
10:C8:168:ARG:NH1	10:C8:229:PRO:HA	1.88	0.88
10:C8:345:MET:HE3	10:C8:401:ILE:HD11	1.46	0.88
10:C8:960:PHE:CE1	10:C8:1138:GLU:HB2	2.09	0.88
18:B:1725:THR:HG23	18:B:1830:LEU:CD2	2.02	0.88
10:C32:962:PHE:CZ	10:C32:997:ILE:CD1	2.57	0.88
2:M8:399:THR:HG21	2:M8:480:ARG:NH2	1.88	0.88
3:N16:162:THR:HG23	3:N16:168:VAL:HG21	1.53	0.88
8:L:346:TRP:CZ3	8:L:350:THR:HG21	2.09	0.88
10:C16:1285:VAL:CG2	10:C16:1738:MET:HE1	2.01	0.88
11:A24:362:ARG:HD2	11:A24:366:ARG:HH22	1.04	0.88
10:C24:1258:LEU:HA	10:C24:1323:LEU:HD12	1.54	0.88
13:V:850:LEU:HD23	15:J:665:ILE:HD12	1.54	0.88
14:W:781:LEU:HD21	15:J:695:ILE:CG2	2.03	0.88
18:B8:1072:LEU:HD23	18:B8:1076:GLU:OE2	1.73	0.88

*Continued on next page...*

*Continued from previous page...*

Atom-1	Atom-2	Interatomic distance (Å)	Clash overlap (Å)
21:H16:366:MET:CE	22:I16:332:MET:CE	2.50	0.88
10:C32:448:LYS:O	10:C32:450:PRO:HD3	1.74	0.88
10:C32:847:ARG:CZ	10:C32:903:ASN:HB3	2.03	0.88
10:C32:962:PHE:CE2	10:C32:997:ILE:CD1	2.56	0.88
10:C32:1619:PRO:C	10:C32:1621:LYS:N	2.31	0.88
10:C32:1686:LEU:HD23	10:C32:1810:LEU:HD21	1.56	0.88
2:M16:417:ARG:HD3	8:L16:298:PHE:HD2	0.88	0.88
10:C16:448:LYS:O	10:C16:450:PRO:HD3	1.74	0.88
10:C:553:LEU:HD22	10:C:595:THR:HG21	1.56	0.88
18:B:1291:LEU:HD12	18:B:1332:VAL:HG21	1.53	0.88
2:M16:672:TYR:CG	2:M16:680:LYS:CE	2.57	0.87
6:O:119:ARG:HH21	6:O:182:GLU:CG	1.86	0.87
9:K8:847:LEU:HD21	9:K8:910:SER:HG	1.34	0.87
10:C16:168:ARG:NH1	10:C16:229:PRO:HA	1.88	0.87
10:C24:64:LEU:CD2	10:C24:96:ARG:HG3	2.02	0.87
12:A:696:ILE:HD12	12:A:728:ILE:HD12	1.53	0.87
22:I8:290:ASP:OD1	22:I8:293:LYS:CE	2.20	0.87
2:M:738:ILE:HD11	2:M:779:SER:HB2	1.56	0.87
3:N:43:ASN:HD22	10:C:503:THR:HG21	1.30	0.87
1:R8:1175:TYR:HA	1:R8:1177:TRP:HZ3	1.37	0.87
5:P:600:PHE:HE2	5:P:638:SER:OG	1.48	0.87
7:Q8:124:PHE:CE1	7:Q8:125:TYR:OH	1.98	0.87
8:L16:1034:VAL:CG2	8:L16:1068:PHE:HE2	1.83	0.87
9:K16:792:LEU:HD11	9:K16:864:ILE:HD11	1.56	0.87
10:C:663:ILE:O	10:C:667:ILE:N	2.07	0.87
19:4:100:ILE:HG22	19:4:102:LEU:CG	2.01	0.87
21:H16:322:LEU:HB3	22:I16:300:LEU:HD11	0.91	0.87
24:D24:1330:ARG:NH2	24:D32:719:ARG:HH12	1.72	0.87
10:C16:553:LEU:HD22	10:C16:595:THR:HG21	1.56	0.87
10:C16:1530:PHE:CE1	11:A24:132:MET:HE2	2.09	0.87
10:C24:962:PHE:CZ	10:C24:997:ILE:CD1	2.57	0.87
11:A40:36:ASN:ND2	22:I16:293:LYS:NZ	2.23	0.87
11:A40:468:VAL:HG22	24:D32:1103:LEU:HD12	0.89	0.87
12:A:707:LEU:CG	12:A:767:ARG:NH2	2.29	0.87
14:W:514:THR:N	14:W:607:ARG:HH12	1.71	0.87
10:C:1619:PRO:C	10:C:1621:LYS:N	2.32	0.87
11:A16:90:PHE:CB	18:B:1800:ARG:NH2	2.09	0.87
11:A16:90:PHE:HB2	18:B:1788:ILE:HD13	0.88	0.87
18:B8:90:ILE:HD13	18:B8:131:ILE:HG21	1.56	0.87
18:B8:334:PHE:CZ	18:B8:338:ILE:HD11	2.10	0.87
18:B8:514:THR:HG23	18:B8:549:TRP:CZ3	2.09	0.87

*Continued on next page...*

*Continued from previous page...*

Atom-1	Atom-2	Interatomic distance (Å)	Clash overlap (Å)
18:B8:690:TRP:HH2	18:B8:787:VAL:HG22	1.40	0.87
12:A48:440:LEU:HB3	12:A48:443:LEU:CD1	2.04	0.87
1:R:983:ARG:HD3	24:D:1364:PRO:HA	1.57	0.87
3:N:162:THR:HG23	3:N:168:VAL:HG21	1.54	0.87
10:C16:847:ARG:CZ	10:C16:903:ASN:HB3	2.03	0.87
12:A:132:MET:HE2	10:C:1530:PHE:CE1	2.08	0.87
10:C:1010:ALA:H	10:C:1192:ARG:HH22	0.88	0.87
10:C8:878:ARG:NH2	10:C8:885:VAL:HG23	1.90	0.87
10:C8:1348:LEU:HD12	10:C8:1359:ILE:CD1	1.88	0.87
10:C8:1530:PHE:CE1	16:A8:132:MET:HE2	2.09	0.87
11:A16:707:LEU:CG	11:A16:767:ARG:NH2	2.29	0.87
18:B8:421:ASP:OD1	18:B8:468:ARG:NH1	2.06	0.87
18:B8:1725:THR:HG23	18:B8:1830:LEU:CD2	2.02	0.87
5:P:663:LEU:HB2	5:P:707:ASN:HD21	1.38	0.87
5:P8:614:VAL:N	5:P8:629:ARG:NH2	2.22	0.87
5:P8:614:VAL:CG2	5:P8:629:ARG:NH2	2.36	0.87
10:C16:1258:LEU:HA	10:C16:1323:LEU:HD12	1.54	0.87
10:C24:1682:VAL:CG2	10:C24:1758:LEU:HD23	2.03	0.87
10:C:168:ARG:NH1	10:C:229:PRO:HA	1.88	0.87
10:C8:553:LEU:HD22	10:C8:595:THR:HG21	1.56	0.87
10:C8:1010:ALA:H	10:C8:1192:ARG:HH22	0.88	0.87
18:B:1110:LEU:HD13	21:H:323:TYR:CZ	2.10	0.87
18:B:1215:PHE:CE1	18:B:1234:MET:SD	2.68	0.87
20:E:353:ILE:HG21	20:E:413:PHE:CD2	2.08	0.87
2:M8:844:VAL:HG21	4:T8:660:LEU:CD2	1.91	0.87
6:O16:119:ARG:HH21	6:O16:182:GLU:CA	1.87	0.87
9:K8:1051:GLU:C	9:K8:1053:MET:N	2.30	0.87
10:C16:1686:LEU:HD23	10:C16:1810:LEU:HD21	1.56	0.87
10:C24:878:ARG:NH2	10:C24:885:VAL:HG23	1.90	0.87
10:C8:1682:VAL:CG2	10:C8:1758:LEU:HD23	2.03	0.87
18:B:421:ASP:OD1	18:B:468:ARG:NH1	2.06	0.87
18:B:690:TRP:HH2	18:B:787:VAL:HG22	1.40	0.87
10:C32:878:ARG:NH2	10:C32:885:VAL:HG23	1.90	0.87
1:R8:1112:LYS:HD3	5:P8:712:PHE:HE1	1.37	0.87
5:P8:175:MET:HE1	5:P8:436:ALA:HB2	1.57	0.87
11:A24:36:ASN:ND2	22:I8:293:LYS:NZ	2.23	0.87
10:C24:448:LYS:O	10:C24:450:PRO:HD3	1.74	0.87
10:C24:667:ILE:CD1	10:C24:670:GLU:O	2.21	0.87
10:C24:1686:LEU:HD23	10:C24:1810:LEU:HD21	1.56	0.87
10:C:1271:PHE:HZ	10:C:1284:ASP:CG	1.75	0.87
10:C:1285:VAL:CG2	10:C:1738:MET:HE1	2.01	0.87

*Continued on next page...*

*Continued from previous page...*

Atom-1	Atom-2	Interatomic distance (Å)	Clash overlap (Å)
11:A16:388:VAL:HG23	11:A16:459:ARG:HH12	1.40	0.87
11:A32:326:TYR:HE1	17:F24:77:TYR:HB2	1.37	0.87
18:B:90:ILE:HD13	18:B:131:ILE:HG21	1.56	0.87
18:B8:1210:CYS:HG	18:B8:1234:MET:HE1	1.09	0.87
21:H:316:ILE:O	21:H:318:ALA:N	2.08	0.87
21:H8:322:LEU:HB3	22:I8:300:LEU:HD11	0.90	0.87
2:M:820:LEU:HD13	2:M:820:LEU:O	1.75	0.87
5:P16:57:PRO:CB	6:O16:29:LEU:HD12	2.00	0.87
8:L8:977:PRO:HD2	9:K8:1004:ARG:HD2	1.55	0.87
9:K:916:LYS:CG	9:K:919:MET:HE1	2.04	0.87
10:C16:670:GLU:HG2	10:C16:671:LYS:HG3	1.56	0.87
11:A24:388:VAL:HG23	11:A24:459:ARG:HH12	1.40	0.87
10:C24:1548:ILE:HD11	24:D24:1407:PHE:HZ	1.11	0.87
14:W:631:TYR:CZ	15:J:554:LEU:CD2	2.58	0.87
10:C8:663:ILE:O	10:C8:667:ILE:N	2.07	0.87
18:B:94:LEU:HD21	18:B:132:LEU:HD23	1.54	0.87
18:B:334:PHE:CZ	18:B:338:ILE:HD11	2.09	0.87
18:B8:1110:LEU:HD23	21:H24:326:GLY:CA	1.96	0.87
20:E:353:ILE:HG21	20:E:413:PHE:HE2	1.29	0.87
21:H8:316:ILE:O	21:H8:318:ALA:N	2.08	0.87
12:A48:440:LEU:HB3	12:A48:443:LEU:HD12	1.57	0.87
2:M8:162:ILE:HD11	2:M8:213:LEU:HG	0.89	0.87
9:K:1139:ILE:O	9:K:1140:GLN:O	1.93	0.87
10:C16:663:ILE:O	10:C16:667:ILE:N	2.07	0.87
10:C16:962:PHE:CZ	10:C16:997:ILE:CD1	2.57	0.87
12:A:440:LEU:HD13	12:A:443:LEU:HD11	1.57	0.87
11:A32:711:ARG:CZ	24:D32:1399:SER:N	2.34	0.87
18:B:514:THR:HG23	18:B:549:TRP:CZ3	2.09	0.87
18:B8:783:LYS:CE	24:D32:1064:GLY:HA2	2.03	0.87
21:H16:316:ILE:O	21:H16:318:ALA:N	2.08	0.87
1:R:1033:LYS:HE3	24:D:1436:ARG:CZ	2.04	0.86
2:M16:622:ARG:HB3	2:M16:624:ASP:OD1	1.75	0.86
5:P:398:LYS:CB	5:P:426:MET:CE	2.43	0.86
5:P:595:SER:O	5:P:597:GLY:N	2.08	0.86
6:O8:119:ARG:HH21	6:O8:182:GLU:CA	1.87	0.86
8:L:1041:SER:OG	8:L:1054:HIS:HE1	1.58	0.86
10:C24:1530:PHE:CE1	11:A40:132:MET:HE2	2.09	0.86
12:A:388:VAL:HG23	12:A:459:ARG:HH12	1.40	0.86
10:C8:847:ARG:CZ	10:C8:903:ASN:HB3	2.03	0.86
11:A16:36:ASN:ND2	22:I:293:LYS:NZ	2.23	0.86
18:B8:782:THR:O	24:D32:1066:VAL:HG21	1.75	0.86

*Continued on next page...*

*Continued from previous page...*

Atom-1	Atom-2	Interatomic distance (Å)	Clash overlap (Å)
10:C32:663:ILE:O	10:C32:667:ILE:N	2.07	0.86
1:R8:634:ARG:HD3	4:T8:160:HIS:HE1	1.39	0.86
2:M16:416:VAL:CG1	8:L16:398:ALA:HB2	2.05	0.86
9:K8:1051:GLU:C	9:K8:1053:MET:H	1.83	0.86
10:C8:345:MET:HE2	10:C8:401:ILE:HD11	1.51	0.86
10:C8:453:LEU:HD13	10:C8:486:LEU:CD2	2.06	0.86
11:A32:36:ASN:ND2	22:I24:293:LYS:NZ	2.22	0.86
11:A32:440:LEU:HD13	11:A32:443:LEU:HD11	1.57	0.86
21:H24:316:ILE:O	21:H24:318:ALA:N	2.08	0.86
10:C32:847:ARG:CZ	10:C32:911:ILE:H	1.89	0.86
10:C32:1010:ALA:H	10:C32:1192:ARG:HH22	0.88	0.86
5:P:152:ILE:CD1	14:W:762:GLN:HE22	1.86	0.86
5:P:607:PHE:HE1	5:P:633:LEU:CD1	1.80	0.86
5:P8:188:LEU:HD23	5:P8:380:MET:HE1	1.57	0.86
5:P16:595:SER:O	5:P16:597:GLY:N	2.08	0.86
10:C:169:GLN:HA	10:C:169:GLN:OE1	1.71	0.86
10:C8:1265:ARG:O	10:C8:1268:ARG:HG3	1.75	0.86
10:C8:1637:PHE:CE1	16:A8:136:LEU:HD11	2.10	0.86
11:A32:206:VAL:CG1	11:A32:233:ALA:HB1	2.05	0.86
18:B:685:SER:C	18:B:687:SER:N	2.31	0.86
18:B8:345:GLU:HA	18:B8:351:MET:HE3	1.58	0.86
18:B8:1439:LYS:HE2	24:D32:1257:ASN:HB2	1.54	0.86
21:H:312:GLN:CG	21:H:316:ILE:CD1	2.39	0.86
1:R:634:ARG:HD3	4:T:160:HIS:HE1	1.39	0.86
4:T16:671:ILE:CD1	5:P16:698:GLY:C	2.49	0.86
6:O:119:ARG:HH21	6:O:182:GLU:CA	1.87	0.86
5:P8:112:LEU:HD13	5:P8:123:GLN:NE2	1.91	0.86
5:P8:663:LEU:HB2	5:P8:707:ASN:HD21	1.38	0.86
10:C16:878:ARG:NH2	10:C16:885:VAL:HG23	1.90	0.86
10:C8:1285:VAL:HA	10:C8:1735:TYR:HE2	1.41	0.86
18:B:816:LEU:HD23	18:B:822:ILE:CD1	2.05	0.86
18:B8:313:ILE:CD1	18:B8:331:TRP:CD2	2.59	0.86
19:4:100:ILE:HD11	19:4:274:PHE:HE1	1.41	0.86
12:A48:362:ARG:HD2	12:A48:366:ARG:HH22	1.03	0.86
2:M16:420:CYS:HB3	8:L16:391:TRP:CZ3	2.11	0.86
2:M16:762:LEU:HB2	2:M16:813:ASN:HD21	0.90	0.86
6:O8:179:LYS:CG	6:O8:183:GLN:OE1	2.22	0.86
8:L16:1041:SER:OG	8:L16:1054:HIS:HE1	1.58	0.86
9:K8:1180:TRP:HZ2	9:K8:1206:LEU:HD12	1.39	0.86
11:A24:607:ARG:NH2	24:D16:914:PHE:HD1	1.72	0.86
10:C24:663:ILE:HG22	10:C24:667:ILE:CD1	2.06	0.86

*Continued on next page...*



*Continued from previous page...*

Atom-1	Atom-2	Interatomic distance (Å)	Clash overlap (Å)
10:C24:1285:VAL:HA	10:C24:1735:TYR:HE2	1.41	0.86
14:W:638:VAL:CG1	15:J:561:PHE:CZ	2.58	0.86
14:W:711:ARG:HD3	10:C8:1609:ASP:CG	1.99	0.86
10:C:663:ILE:HG22	10:C:667:ILE:CD1	2.06	0.86
18:B:345:GLU:HA	18:B:351:MET:HE3	1.58	0.86
19:4:109:GLN:O	19:4:418:LYS:HE2	1.73	0.86
22:I16:131:ARG:CD	23:J16:557:ARG:HH21	1.89	0.86
12:A48:206:VAL:CG1	12:A48:233:ALA:HB1	2.05	0.86
2:M:816:ARG:NH1	2:M:849:LEU:CB	2.24	0.86
1:R8:1059:ILE:CG2	24:D40:1435:ARG:CZ	2.50	0.86
5:P:322:CYS:HB3	13:V:767:GLU:OE2	1.76	0.86
12:A:206:VAL:CG1	12:A:233:ALA:HB1	2.05	0.86
2:M8:622:ARG:HB3	2:M8:624:ASP:OD1	1.75	0.86
5:P:16:PHE:HE1	6:O:311:LEU:HD11	1.13	0.86
5:P:398:LYS:HB2	5:P:426:MET:HE1	1.53	0.86
5:P16:663:LEU:HB2	5:P16:707:ASN:HD21	1.38	0.86
10:C16:1010:ALA:H	10:C16:1192:ARG:HH22	0.88	0.86
10:C24:644:ASN:OD1	10:C24:679:ARG:NH2	2.08	0.86
10:C:281:ASP:OD2	24:D:1398:ARG:CD	2.22	0.86
10:C:667:ILE:CD1	10:C:670:GLU:O	2.22	0.86
10:C:670:GLU:HG2	10:C:671:LYS:HG3	1.57	0.86
10:C:854:LEU:HD23	10:C:911:ILE:HD11	1.58	0.86
11:A16:122:LYS:CE	18:B:1757:GLU:CD	2.47	0.86
11:A32:388:VAL:N	11:A32:459:ARG:HH12	1.73	0.86
18:B:313:ILE:CD1	18:B:331:TRP:CD2	2.59	0.86
19:4:286:TRP:CD1	20:E:163:ILE:HG23	2.10	0.86
22:I:289:LEU:HD22	22:I:296:ARG:HH12	1.41	0.86
21:H16:140:PRO:O	21:H16:165:ALA:HB2	1.76	0.86
10:C32:553:LEU:HD22	10:C32:595:THR:HG21	1.56	0.86
10:C32:586:PRO:HD2	10:C32:650:ARG:HH12	1.41	0.86
1:R:1079:ASP:OD1	5:P:713:LEU:HD22	1.75	0.86
1:R16:634:ARG:HD3	4:T16:160:HIS:HE1	1.38	0.86
2:M16:820:LEU:HD13	2:M16:820:LEU:O	1.76	0.86
5:P:188:LEU:HD23	5:P:380:MET:HE1	1.57	0.86
5:P8:101:LEU:CD2	5:P8:133:TYR:CE2	2.58	0.86
6:O16:179:LYS:CG	6:O16:183:GLN:OE1	2.22	0.86
9:K:1230:LEU:HD23	9:K:1244:VAL:HG22	1.57	0.86
10:C16:663:ILE:HG22	10:C16:667:ILE:CD1	2.06	0.86
12:A:388:VAL:N	12:A:459:ARG:HH12	1.73	0.86
10:C:1686:LEU:HD23	10:C:1810:LEU:HD21	1.56	0.86
11:A16:206:VAL:CG1	11:A16:233:ALA:HB1	2.05	0.86

*Continued on next page...*



*Continued from previous page...*

Atom-1	Atom-2	Interatomic distance (Å)	Clash overlap (Å)
18:B8:457:SER:HA	18:B8:548:ARG:HH11	1.40	0.86
18:B8:786:ASP:CG	24:D32:1066:VAL:CG1	2.35	0.86
18:B8:1215:PHE:CE1	18:B8:1234:MET:SD	2.68	0.86
18:B8:1248:LYS:NZ	18:B8:1253:ASP:OD1	2.08	0.86
20:E8:353:ILE:HG21	20:E8:413:PHE:CD2	2.09	0.86
21:H8:269:PHE:HD1	22:I8:205:ARG:HH12	0.96	0.86
21:H8:366:MET:HE1	22:I8:332:MET:CE	2.06	0.86
22:I8:131:ARG:CD	23:J8:557:ARG:HH21	1.89	0.86
24:D:1013:HIS:NE2	24:D:1043:TYR:CE1	2.43	0.86
10:C32:407:LYS:NZ	10:C32:465:PHE:HE2	1.74	0.86
10:C32:453:LEU:HD13	10:C32:486:LEU:CD2	2.06	0.86
10:C32:670:GLU:HG2	10:C32:671:LYS:HG3	1.56	0.86
1:R:1425:PRO:HA	6:O:165:LYS:HZ3	1.04	0.86
2:M8:738:ILE:HD11	2:M8:779:SER:HB2	1.56	0.86
1:R16:1463:GLN:HA	6:O16:160:LEU:HD21	1.56	0.86
2:M16:540:TYR:CE1	2:M16:555:LEU:HD21	1.97	0.86
8:L16:856:LEU:HD23	9:K16:1281:SER:HB2	1.55	0.86
9:K8:743:ARG:CZ	9:K8:772:TYR:CE1	2.58	0.86
10:C16:1285:VAL:HA	10:C16:1735:TYR:HE2	1.41	0.86
11:A40:440:LEU:HB3	11:A40:443:LEU:HD12	1.57	0.86
10:C:35:ASN:CA	24:D:1148:LEU:HD11	2.04	0.86
10:C:1348:LEU:HD12	10:C:1359:ILE:CD1	1.88	0.86
11:A32:707:LEU:HB2	24:D32:1398:ARG:HH22	1.38	0.86
18:B:1248:LYS:NZ	18:B:1253:ASP:OD1	2.08	0.86
22:I16:289:LEU:HD22	22:I16:296:ARG:HH12	1.41	0.86
24:D40:843:GLN:HE21	24:D40:971:HIS:CE1	1.94	0.86
10:C32:1637:PHE:CE1	12:A48:136:LEU:HD11	2.10	0.86
12:A48:440:LEU:HD13	12:A48:443:LEU:HD11	1.57	0.86
2:M8:443:ARG:NH2	2:M8:461:GLU:OE1	2.09	0.86
1:R16:1223:PHE:CE1	5:P16:676:GLN:NE2	2.43	0.86
5:P:109:ILE:HD13	14:W:18:PRO:CG	2.04	0.86
5:P8:467:GLN:HE21	6:O8:291:SER:HB3	1.39	0.86
8:L16:945:ASN:O	9:K16:1282:SER:CB	2.23	0.86
9:K8:1142:ARG:NH2	9:K8:1204:THR:HA	1.91	0.86
10:C16:407:LYS:NZ	10:C16:465:PHE:HE2	1.74	0.86
11:A24:206:VAL:CG1	11:A24:233:ALA:HB1	2.05	0.86
10:C:878:ARG:NH2	10:C:885:VAL:HG23	1.90	0.86
10:C8:670:GLU:HG2	10:C8:671:LYS:HG3	1.57	0.86
10:C8:847:ARG:CZ	10:C8:911:ILE:H	1.88	0.86
10:C8:1251:PHE:HZ	10:C8:1319:ARG:NH1	1.63	0.86
18:B8:782:THR:O	24:D32:1066:VAL:CG2	2.22	0.86

*Continued on next page...*

*Continued from previous page...*

Atom-1	Atom-2	Interatomic distance (Å)	Clash overlap (Å)
18:B8:1940:ALA:HB1	18:B8:1950:ILE:CD1	2.04	0.86
19:48:286:TRP:CD1	20:E8:163:ILE:HG23	2.10	0.86
21:H8:140:PRO:O	21:H8:165:ALA:HB2	1.76	0.86
2:M:443:ARG:NH2	2:M:461:GLU:OE1	2.09	0.85
2:M:622:ARG:HB3	2:M:624:ASP:OD1	1.75	0.85
2:M16:844:VAL:HG22	4:T16:660:LEU:CD1	2.06	0.85
5:P8:313:TRP:CZ2	5:P8:345:MET:HE2	2.11	0.85
8:L:1074:ARG:HD2	9:K:1089:LYS:CB	2.06	0.85
9:K8:635:ALA:HB2	9:K8:655:GLN:NE2	1.89	0.85
10:C16:988:GLN:NE2	10:C16:1064:PHE:HE1	1.70	0.85
11:A24:156:MET:HA	11:A24:555:HIS:HD2	1.38	0.85
11:A24:388:VAL:N	11:A24:459:ARG:HH12	1.73	0.85
10:C24:407:LYS:NZ	10:C24:465:PHE:HE2	1.74	0.85
10:C24:663:ILE:O	10:C24:667:ILE:N	2.07	0.85
10:C8:1686:LEU:HD23	10:C8:1810:LEU:HD21	1.56	0.85
1:R:768:LEU:HD21	24:D:1313:LEU:HD21	1.56	0.85
6:O8:119:ARG:NE	6:O8:181:GLU:O	2.09	0.85
8:L8:1089:MET:HE3	9:K8:1000:SER:CB	2.05	0.85
9:K:743:ARG:CZ	9:K:772:TYR:CE1	2.58	0.85
10:C24:65:PRO:HG2	10:C24:96:ARG:HH22	1.42	0.85
10:C24:1626:GLN:HE21	10:C24:1692:LYS:HZ3	1.20	0.85
10:C8:1280:VAL:HG22	10:C8:1731:HIS:CE1	2.12	0.85
10:C8:1703:ILE:HA	10:C8:1706:LEU:HD12	1.58	0.85
11:A16:117:ILE:HG23	18:B:1516:THR:HG21	1.58	0.85
18:B:313:ILE:HD13	18:B:331:TRP:CG	2.11	0.85
18:B8:816:LEU:HD23	18:B8:822:ILE:CD1	2.05	0.85
20:E:353:ILE:HD13	20:E:413:PHE:CG	2.06	0.85
24:D40:1105:ALA:HB2	24:D40:1134:GLN:HE22	1.41	0.85
10:C32:1285:VAL:CG2	10:C32:1738:MET:HE1	2.01	0.85
12:A48:388:VAL:HG23	12:A48:459:ARG:HH12	1.40	0.85
2:M16:185:ARG:NH1	2:M16:213:LEU:HD11	1.86	0.85
2:M16:844:VAL:HG22	4:T16:660:LEU:HD11	1.56	0.85
9:K:578:THR:HG23	9:K:616:ARG:HH22	0.68	0.85
9:K:1039:ASP:CG	9:K:1096:LYS:NZ	2.31	0.85
10:C16:186:LEU:HD22	10:C16:206:ARG:HG2	1.59	0.85
13:V:783:TRP:CZ2	14:W:671:GLU:HA	2.11	0.85
10:C:1280:VAL:HG22	10:C:1731:HIS:CE1	2.11	0.85
10:C:1703:ILE:HA	10:C:1706:LEU:HD12	1.58	0.85
10:C32:847:ARG:HH21	10:C32:910:SER:HB2	1.35	0.85
1:R8:1265:PHE:HE2	5:P8:684:ARG:HD3	1.36	0.85
2:M16:443:ARG:NH2	2:M16:461:GLU:OE1	2.09	0.85

*Continued on next page...*

*Continued from previous page...*

Atom-1	Atom-2	Interatomic distance (Å)	Clash overlap (Å)
5:P:467:GLN:HE21	6:O:291:SER:HB3	1.39	0.85
8:L8:1041:SER:OG	8:L8:1054:HIS:HE1	1.58	0.85
9:K:601:VAL:HG11	9:K:673:SER:HB3	1.56	0.85
10:C16:1547:LYS:HZ3	24:D8:1405:GLY:CA	1.89	0.85
10:C24:1637:PHE:CE1	11:A40:136:LEU:HD11	2.10	0.85
12:A:136:LEU:HD11	10:C:1637:PHE:CE1	2.10	0.85
10:C8:854:LEU:HD23	10:C8:911:ILE:HD11	1.58	0.85
10:C8:960:PHE:CD2	10:C8:1138:GLU:HG2	2.11	0.85
24:D:1099:ARG:NH2	24:D:1149:VAL:HG21	1.89	0.85
2:M:625:HIS:CA	3:N:165:GLY:HA2	2.06	0.85
2:M8:625:HIS:CA	3:N8:165:GLY:HA2	2.06	0.85
5:P:322:CYS:CB	13:V:767:GLU:CD	2.49	0.85
8:L8:608:PHE:CZ	8:L8:635:MET:CA	2.58	0.85
10:C24:1121:ILE:CG2	10:C24:1133:ILE:HD13	2.07	0.85
10:C:586:PRO:HD2	10:C:650:ARG:HH12	1.41	0.85
11:A16:121:GLN:NE2	18:B:1559:ALA:CB	2.40	0.85
18:B:1112:LYS:CE	21:H:327:SER:O	2.24	0.85
18:B:1273:GLU:HG2	18:B:1276:LYS:HE3	0.93	0.85
20:E8:123:CYS:SG	20:E8:135:ILE:HG21	2.17	0.85
21:H:366:MET:HE1	22:I:332:MET:CE	2.06	0.85
21:H24:366:MET:HE1	22:I24:332:MET:CE	2.06	0.85
22:I24:131:ARG:CD	23:J24:557:ARG:HH21	1.89	0.85
1:R:1033:LYS:CG	24:D:1436:ARG:HE	1.89	0.85
2:M16:185:ARG:NH1	2:M16:213:LEU:HD12	1.91	0.85
9:K8:578:THR:HG23	9:K8:616:ARG:HH22	0.68	0.85
10:C16:1274:ALA:C	10:C16:1276:SER:H	1.84	0.85
10:C16:1389:ILE:HD12	10:C16:1426:ARG:HH11	1.42	0.85
10:C24:1010:ALA:H	10:C24:1192:ARG:HH22	0.88	0.85
10:C24:1348:LEU:HD12	10:C24:1359:ILE:CD1	1.88	0.85
10:C24:1699:LYS:HZ1	23:J24:722:LEU:CD2	1.71	0.85
11:A40:388:VAL:N	11:A40:459:ARG:HH12	1.73	0.85
13:V:814:MET:HE3	13:V:824:TRP:CH2	2.11	0.85
10:C:453:LEU:HD13	10:C:486:LEU:CD2	2.06	0.85
11:A16:706:SER:HB2	24:D16:1398:ARG:HD3	1.57	0.85
18:B:712:PRO:CB	18:B:759:MET:CE	2.49	0.85
18:B8:968:PHE:CE1	18:B8:998:LEU:HD23	2.12	0.85
20:E8:353:ILE:CD1	20:E8:413:PHE:CA	2.53	0.85
21:H24:140:PRO:O	21:H24:165:ALA:HB2	1.76	0.85
10:C32:499:LEU:CD2	10:C32:505:PHE:CE2	2.60	0.85
10:C32:1121:ILE:CG2	10:C32:1133:ILE:HD13	2.07	0.85
5:P8:595:SER:O	5:P8:597:GLY:N	2.08	0.85

*Continued on next page...*

*Continued from previous page...*

Atom-1	Atom-2	Interatomic distance (Å)	Clash overlap (Å)
9:K:1142:ARG:NH2	9:K:1204:THR:HA	1.91	0.85
9:K8:1035:SER:HB3	9:K8:1088:ASP:OD2	1.77	0.85
9:K8:1230:LEU:HD23	9:K8:1244:VAL:HG22	1.57	0.85
10:C16:110:ARG:HH12	10:C16:118:LEU:HD11	1.41	0.85
10:C16:644:ASN:OD1	10:C16:679:ARG:NH2	2.08	0.85
10:C24:390:HIS:NE2	10:C24:449:GLU:CD	2.28	0.85
10:C24:670:GLU:HG2	10:C24:671:LYS:HG3	1.56	0.85
11:A40:206:VAL:CG1	11:A40:233:ALA:HB1	2.05	0.85
10:C:627:VAL:HG12	10:C:628:GLY:N	1.91	0.85
11:A32:440:LEU:HB3	11:A32:443:LEU:HD12	1.56	0.85
18:B:1529:GLU:OE2	24:D16:1415:LEU:HG	1.73	0.85
18:B8:1112:LYS:CE	21:H24:327:SER:C	2.48	0.85
20:E:123:CYS:SG	20:E:135:ILE:HG21	2.17	0.85
21:H16:366:MET:HE1	22:I16:332:MET:CE	2.06	0.85
10:C32:854:LEU:HD23	10:C32:911:ILE:HD11	1.58	0.85
2:M8:185:ARG:NH1	2:M8:213:LEU:HD11	1.86	0.85
2:M8:844:VAL:HG22	4:T8:660:LEU:CD1	2.06	0.85
2:M16:627:TYR:HE1	3:N16:162:THR:CB	1.90	0.85
5:P16:179:TYR:OH	5:P16:436:ALA:O	1.93	0.85
5:P16:188:LEU:HD23	5:P16:380:MET:HE1	1.58	0.85
10:C16:450:PRO:HB3	10:C16:485:THR:O	1.77	0.85
11:A24:288:HIS:HB2	11:A24:354:ARG:NH1	1.92	0.85
11:A24:607:ARG:CZ	24:D16:914:PHE:CE1	2.60	0.85
10:C24:453:LEU:HD13	10:C24:486:LEU:CD2	2.06	0.85
10:C24:553:LEU:HD22	10:C24:595:THR:HG21	1.56	0.85
10:C:150:ASP:OD1	24:D:1404:GLY:CA	2.25	0.85
11:A32:121:GLN:NE2	18:B8:1559:ALA:CB	2.40	0.85
11:A32:121:GLN:NE2	18:B8:1559:ALA:HA	1.91	0.85
10:C32:1280:VAL:HG22	10:C32:1731:HIS:CE1	2.11	0.85
1:R16:1175:TYR:HA	1:R16:1177:TRP:HZ3	1.38	0.85
5:P8:57:PRO:CB	6:O8:29:LEU:HD12	2.00	0.85
10:C24:110:ARG:HH12	10:C24:118:LEU:HD11	1.41	0.85
11:A16:714:GLY:HA3	24:D16:1398:ARG:HH21	1.37	0.85
11:A32:122:LYS:CE	18:B8:1757:GLU:CD	2.47	0.85
11:A32:259:ILE:CG2	11:A32:276:LEU:HD22	2.07	0.85
18:B8:313:ILE:HD13	18:B8:331:TRP:CG	2.11	0.85
19:4:103:GLN:CD	19:4:411:LEU:HD13	2.01	0.85
10:C16:1074:LEU:CD1	10:C16:1075:ASP:N	2.40	0.85
11:A24:273:ARG:HE	11:A24:479:LEU:HD23	1.42	0.85
10:C24:1439:ILE:HD12	10:C24:1457:LEU:HD13	1.58	0.85
11:A16:259:ILE:CG2	11:A16:276:LEU:HD22	2.07	0.85

*Continued on next page...*

*Continued from previous page...*

Atom-1	Atom-2	Interatomic distance (Å)	Clash overlap (Å)
22:I24:289:LEU:HD22	22:I24:296:ARG:HH12	1.41	0.85
24:D24:857:THR:HG21	24:D24:889:LEU:HD13	1.56	0.85
10:C32:1285:VAL:HA	10:C32:1735:TYR:HE2	1.41	0.85
10:C32:1290:HIS:CD2	10:C32:1334:MET:CE	2.60	0.85
1:R:1324:ASP:OD1	10:C:1180:ILE:HD13	1.75	0.84
2:M:844:VAL:HG21	4:T:660:LEU:CD2	1.92	0.84
2:M8:762:LEU:CB	2:M8:813:ASN:HD22	1.84	0.84
6:O8:119:ARG:NH2	6:O8:182:GLU:CG	2.40	0.84
5:P16:179:TYR:CE1	5:P16:437:GLY:N	2.42	0.84
5:P16:467:GLN:HE21	6:O16:291:SER:HB3	1.39	0.84
10:C16:1280:VAL:HG22	10:C16:1731:HIS:CE1	2.11	0.84
10:C16:1290:HIS:CD2	10:C16:1334:MET:CE	2.60	0.84
10:C16:1637:PHE:CE1	11:A24:136:LEU:HD11	2.10	0.84
10:C24:389:LEU:HD21	10:C24:447:PHE:HE1	1.41	0.84
15:J:722:LEU:HD22	10:C8:1623:ILE:HG12	1.58	0.84
10:C8:1389:ILE:HD12	10:C8:1426:ARG:HH11	1.42	0.84
10:C32:1466:ARG:HH12	12:A48:127:SER:CB	1.90	0.84
12:A48:259:ILE:CG2	12:A48:276:LEU:HD22	2.07	0.84
12:A48:798:PHE:HE1	12:A48:847:ARG:NH1	1.64	0.84
2:M8:672:TYR:HB3	2:M8:680:LYS:HD2	0.85	0.84
2:M16:162:ILE:HD11	2:M16:213:LEU:HG	0.89	0.84
2:M16:622:ARG:NH2	2:M16:624:ASP:OD2	2.11	0.84
2:M16:625:HIS:CA	3:N16:165:GLY:HA2	2.06	0.84
10:C24:1265:ARG:O	10:C24:1268:ARG:CD	2.25	0.84
10:C24:1274:ALA:C	10:C24:1276:SER:H	1.84	0.84
10:C24:1280:VAL:HG22	10:C24:1731:HIS:CE1	2.11	0.84
11:A40:288:HIS:HB2	11:A40:354:ARG:NH1	1.92	0.84
14:W:739:ARG:HH22	15:J:664:GLN:HE21	1.15	0.84
18:B:1940:ALA:HB1	18:B:1950:ILE:CD1	2.04	0.84
18:B8:1045:LYS:NZ	18:B8:1100:LEU:CD2	2.41	0.84
18:B8:1161:LEU:HD11	18:B8:1403:ILE:HG21	1.59	0.84
18:B8:1575:GLN:NE2	24:D32:1403:LEU:CD2	2.18	0.84
18:B8:1673:ARG:O	18:B8:1676:VAL:CG2	2.22	0.84
19:48:103:GLN:CD	19:48:411:LEU:HD13	2.01	0.84
22:I:131:ARG:CD	23:J32:557:ARG:HH21	1.89	0.84
21:H24:228:LEU:HD11	23:J24:593:VAL:HG22	1.59	0.84
10:C32:1265:ARG:O	10:C32:1268:ARG:HG3	1.75	0.84
10:C24:1290:HIS:CD2	10:C24:1334:MET:CE	2.60	0.84
10:C24:1424:GLN:NE2	10:C24:1478:VAL:CG1	2.40	0.84
12:A:127:SER:CB	10:C:1466:ARG:HH12	1.90	0.84
10:C:1290:HIS:CD2	10:C:1334:MET:CE	2.60	0.84

*Continued on next page...*

*Continued from previous page...*

Atom-1	Atom-2	Interatomic distance (Å)	Clash overlap (Å)
10:C8:499:LEU:CD2	10:C8:505:PHE:CE2	2.60	0.84
10:C8:1466:ARG:HH12	16:A8:127:SER:CB	1.90	0.84
11:A32:90:PHE:CD1	18:B8:1788:ILE:HG22	2.10	0.84
11:A32:117:ILE:HG23	18:B8:1516:THR:HG21	1.58	0.84
11:A32:718:THR:HG23	24:D32:1398:ARG:NH1	1.91	0.84
18:B:1439:LYS:HD3	24:D16:1257:ASN:ND2	1.92	0.84
18:B8:1155:ILE:O	18:B8:1159:SER:OG	1.94	0.84
10:C32:389:LEU:CD2	10:C32:447:PHE:CE1	2.60	0.84
2:M:622:ARG:NH2	2:M:624:ASP:OD2	2.11	0.84
2:M8:534:HIS:HD2	2:M8:557:THR:HG22	1.40	0.84
2:M16:628:LEU:CD1	3:N16:223:GLY:C	2.51	0.84
3:N16:1:MET:HB2	3:N16:302:PRO:O	1.77	0.84
3:N16:19:MET:CE	3:N16:23:GLY:O	2.25	0.84
5:P8:101:LEU:HD23	5:P8:133:TYR:CE2	2.12	0.84
9:K:635:ALA:HB2	9:K:655:GLN:NE2	1.88	0.84
9:K8:955:TYR:OH	9:K8:985:PHE:N	2.11	0.84
10:C16:854:LEU:HD23	10:C16:911:ILE:HD11	1.58	0.84
10:C16:1074:LEU:HD11	10:C16:1075:ASP:CG	2.01	0.84
10:C16:1424:GLN:NE2	10:C16:1478:VAL:CG1	2.40	0.84
10:C24:186:LEU:HD22	10:C24:206:ARG:HG2	1.59	0.84
10:C24:1708:ARG:NH2	21:H24:275:LYS:CG	2.09	0.84
10:C:450:PRO:HB3	10:C:485:THR:O	1.77	0.84
10:C8:1439:ILE:HD12	10:C8:1457:LEU:HD13	1.58	0.84
11:A32:36:ASN:ND2	22:I24:293:LYS:HE2	1.92	0.84
24:D:400:VAL:HB	24:D16:751:MET:HE3	1.57	0.84
24:D32:642:VAL:CG2	24:D40:631:ARG:CZ	2.52	0.84
1:R16:1223:PHE:CZ	5:P16:676:GLN:OE1	2.29	0.84
2:M16:738:ILE:HD11	2:M16:779:SER:HB2	1.56	0.84
6:O:119:ARG:NE	6:O:181:GLU:O	2.10	0.84
6:O8:176:ASN:ND2	6:O8:179:LYS:HE3	1.93	0.84
6:O16:119:ARG:NE	6:O16:181:GLU:O	2.09	0.84
8:L16:173:ASP:OD2	12:A48:797:VAL:CG1	2.26	0.84
9:K:847:LEU:CD2	9:K:910:SER:CB	2.55	0.84
9:K:1051:GLU:C	9:K:1053:MET:H	1.83	0.84
9:K8:847:LEU:CD2	9:K8:910:SER:CB	2.55	0.84
10:C16:453:LEU:HD13	10:C16:486:LEU:CD2	2.06	0.84
10:C16:1265:ARG:O	10:C16:1268:ARG:CD	2.26	0.84
10:C24:1265:ARG:O	10:C24:1268:ARG:HG3	1.75	0.84
10:C24:1389:ILE:HD12	10:C24:1426:ARG:HH11	1.42	0.84
10:C24:1814:LYS:NZ	23:J24:738:MET:SD	2.51	0.84
11:A40:388:VAL:HG23	11:A40:459:ARG:HH12	1.40	0.84

*Continued on next page...*



*Continued from previous page...*

Atom-1	Atom-2	Interatomic distance (Å)	Clash overlap (Å)
14:W:711:ARG:HD3	10:C8:1609:ASP:CB	2.07	0.84
10:C:186:LEU:HD22	10:C:206:ARG:HG2	1.58	0.84
10:C:1121:ILE:CG2	10:C:1133:ILE:HD13	2.07	0.84
11:A32:90:PHE:CB	18:B8:1788:ILE:HG21	2.06	0.84
11:A32:388:VAL:HG23	11:A32:459:ARG:HH12	1.40	0.84
11:A32:718:THR:CG2	24:D32:1398:ARG:HH12	1.90	0.84
24:D:405:GLN:CA	24:D16:10:ARG:HH11	1.89	0.84
10:C32:627:VAL:HG12	10:C32:628:GLY:N	1.91	0.84
10:C32:1424:GLN:NE2	10:C32:1478:VAL:CG1	2.40	0.84
12:A48:388:VAL:N	12:A48:459:ARG:HH12	1.73	0.84
2:M8:399:THR:HG21	2:M8:480:ARG:HH21	1.40	0.84
2:M8:820:LEU:HD13	2:M8:820:LEU:O	1.76	0.84
1:R16:1463:GLN:HA	6:O16:160:LEU:CD2	2.07	0.84
5:P16:313:TRP:CZ2	5:P16:345:MET:HE2	2.11	0.84
8:L:1089:MET:CE	9:K:1000:SER:HB2	2.08	0.84
10:C16:1439:ILE:HD12	10:C16:1457:LEU:HD13	1.58	0.84
10:C16:1547:LYS:CD	24:D8:1406:SER:N	2.34	0.84
11:A24:440:LEU:HB3	11:A24:443:LEU:HD12	1.57	0.84
10:C24:1466:ARG:HH12	11:A40:127:SER:CB	1.90	0.84
14:W:649:LEU:HD21	15:J:575:ILE:CD1	1.97	0.84
10:C8:1121:ILE:CG2	10:C8:1133:ILE:HD13	2.06	0.84
11:A16:440:LEU:HB3	11:A16:443:LEU:CD1	2.04	0.84
18:B8:1112:LYS:HE3	21:H24:327:SER:HA	1.57	0.84
20:E8:432:ILE:HD12	24:D40:72:GLU:CG	1.89	0.84
21:H8:228:LEU:HD11	23:J8:593:VAL:HG22	1.59	0.84
24:D24:1452:LYS:NZ	24:D32:971:HIS:CE1	2.46	0.84
12:A48:288:HIS:HB2	12:A48:354:ARG:NH1	1.92	0.84
1:R:634:ARG:CD	4:T:160:HIS:CE1	2.61	0.84
2:M8:547:LYS:NZ	2:M8:554:PHE:CE1	2.46	0.84
2:M8:844:VAL:HG22	4:T8:660:LEU:HD11	1.57	0.84
8:L8:1074:ARG:HB2	9:K8:1089:LYS:HE2	1.56	0.84
9:K8:635:ALA:CA	9:K8:655:GLN:NE2	2.25	0.84
9:K8:1139:ILE:O	9:K8:1140:GLN:O	1.93	0.84
10:C16:627:VAL:HG12	10:C16:628:GLY:N	1.91	0.84
10:C16:1449:GLU:OE2	24:D8:1151:SER:HA	1.77	0.84
10:C16:1466:ARG:HH12	11:A24:127:SER:CB	1.90	0.84
11:A24:259:ILE:CG2	11:A24:276:LEU:HD22	2.07	0.84
11:A24:440:LEU:HD13	11:A24:443:LEU:HD11	1.57	0.84
10:C24:764:ILE:CD1	10:C24:781:VAL:HG21	2.08	0.84
11:A40:694:GLU:OE1	24:D24:1398:ARG:HA	1.76	0.84
13:V:833:ASN:OD1	13:V:834:PRO:HD2	1.78	0.84

*Continued on next page...*



*Continued from previous page...*

Atom-1	Atom-2	Interatomic distance (Å)	Clash overlap (Å)
10:C:1593:TRP:CZ2	10:C:1603:PHE:HD2	1.96	0.84
10:C8:1274:ALA:C	10:C8:1276:SER:H	1.84	0.84
18:B:968:PHE:CE1	18:B:998:LEU:HD23	2.12	0.84
18:B:1673:ARG:O	18:B:1676:VAL:CG2	2.22	0.84
20:E8:432:ILE:CD1	24:D40:72:GLU:HG2	2.08	0.84
20:E8:437:SER:C	20:E8:439:MET:H	1.85	0.84
22:I8:289:LEU:HD22	22:I8:296:ARG:HH12	1.41	0.84
10:C32:643:LEU:HD11	10:C32:679:ARG:HH12	1.41	0.84
1:R16:1124:TRP:CZ2	4:T16:669:PRO:CG	2.61	0.84
2:M16:399:THR:HG21	2:M16:480:ARG:HH21	1.40	0.84
4:T:353:GLN:NE2	4:T:386:HIS:NE2	2.26	0.84
7:Q16:199:GLY:O	7:Q16:219:GLY:HA3	1.78	0.84
10:C16:593:ARG:NH1	10:C16:655:SER:HG	1.75	0.84
14:W:515:CYS:CB	14:W:604:PRO:N	2.28	0.84
14:W:631:TYR:CD1	15:J:554:LEU:HD11	2.11	0.84
10:C:1439:ILE:HD12	10:C:1457:LEU:HD13	1.58	0.84
10:C8:110:ARG:HH12	10:C8:118:LEU:HD11	1.41	0.84
10:C8:586:PRO:HD2	10:C8:650:ARG:HH12	1.41	0.84
11:A16:121:GLN:NE2	18:B:1559:ALA:HA	1.91	0.84
19:4:103:GLN:NE2	19:4:411:LEU:HD13	1.92	0.84
20:E:353:ILE:CD1	20:E:413:PHE:CA	2.53	0.84
21:H24:366:MET:HE3	22:I24:332:MET:HE3	1.60	0.84
21:H16:228:LEU:HD11	23:J16:593:VAL:HG22	1.58	0.84
24:D40:854:GLU:OE1	24:D40:927:GLN:NE2	2.10	0.84
10:C32:1703:ILE:HA	10:C32:1706:LEU:HD12	1.58	0.84
1:R:1269:LEU:HD12	5:P:684:ARG:CD	2.08	0.84
2:M:211:MET:HE3	3:N:280:ASN:C	2.02	0.84
1:R8:1466:LYS:HD2	6:O8:160:LEU:CB	2.07	0.84
2:M8:399:THR:CG2	2:M8:480:ARG:NH2	2.41	0.84
2:M8:417:ARG:NH2	8:L8:415:PHE:CZ	2.45	0.84
1:R16:1269:LEU:CD1	5:P16:684:ARG:CG	2.22	0.84
2:M16:211:MET:HE3	3:N16:280:ASN:C	2.02	0.84
9:K:1035:SER:HB3	9:K:1088:ASP:OD2	1.77	0.84
10:C16:1121:ILE:CG2	10:C16:1133:ILE:HD13	2.07	0.84
10:C24:854:LEU:HD23	10:C24:911:ILE:HD11	1.58	0.84
11:A40:471:ASN:HD21	24:D32:1149:VAL:HB	1.41	0.84
12:A:259:ILE:CG2	12:A:276:LEU:HD22	2.07	0.84
10:C:65:PRO:HG2	10:C:96:ARG:HH22	1.42	0.84
10:C8:764:ILE:CD1	10:C8:781:VAL:HG21	2.08	0.84
10:C8:1290:HIS:CD2	10:C8:1334:MET:CE	2.61	0.84
18:B8:1045:LYS:HZ1	18:B8:1100:LEU:CD2	1.89	0.84

*Continued on next page...*

*Continued from previous page...*

Atom-1	Atom-2	Interatomic distance (Å)	Clash overlap (Å)
21:H:140:PRO:O	21:H:165:ALA:HB2	1.76	0.84
23:J8:718:GLN:NE2	23:J8:737:TRP:CE3	2.46	0.84
21:H24:322:LEU:HD22	22:I24:300:LEU:CD2	2.08	0.84
10:C32:323:HIS:CE1	10:C32:327:ILE:CD1	2.61	0.84
1:R8:1124:TRP:CZ2	4:T8:669:PRO:CG	2.61	0.84
1:R8:1466:LYS:HD3	6:O8:160:LEU:HD22	1.59	0.84
7:Q16:239:ARG:NH2	7:Q16:299:SER:O	2.10	0.84
8:L8:175:ARG:NH1	12:A48:134:LYS:HD3	1.92	0.84
9:K8:601:VAL:HG11	9:K8:673:SER:HB3	1.57	0.84
11:A40:259:ILE:CG2	11:A40:276:LEU:HD22	2.07	0.84
11:A40:273:ARG:HE	11:A40:479:LEU:HD23	1.42	0.84
11:A40:440:LEU:HB3	11:A40:443:LEU:CD1	2.04	0.84
13:V:910:GLU:HG3	14:W:787:MET:CE	2.07	0.84
10:C:499:LEU:CD2	10:C:505:PHE:CE2	2.60	0.84
10:C:1265:ARG:O	10:C:1268:ARG:CD	2.25	0.84
11:A32:440:LEU:HB3	11:A32:443:LEU:CD1	2.04	0.84
18:B:1439:LYS:HG2	18:B:1500:LEU:HD13	1.60	0.84
18:B8:817:CYS:CB	18:B8:885:ARG:NH1	2.41	0.84
19:48:103:GLN:NE2	19:48:411:LEU:HD13	1.92	0.84
21:H:228:LEU:HD11	23:J32:593:VAL:HG22	1.59	0.84
24:D24:853:MET:HB3	24:D24:885:TYR:CD2	2.13	0.84
2:M:185:ARG:NH1	2:M:213:LEU:HD12	1.91	0.83
3:N:1:MET:HB2	3:N:302:PRO:O	1.77	0.83
2:M8:211:MET:HE3	3:N8:280:ASN:C	2.02	0.83
5:P:16:PHE:CE2	5:P:461:HIS:CE1	2.66	0.83
6:O:90:GLU:OE2	6:O:98:LYS:NZ	2.11	0.83
5:P16:16:PHE:CE2	5:P16:461:HIS:CE1	2.65	0.83
10:C16:798:VAL:HG11	10:C16:802:TRP:CZ2	2.13	0.83
10:C24:499:LEU:CD2	10:C24:505:PHE:CE2	2.60	0.83
10:C:847:ARG:CZ	10:C:911:ILE:H	1.89	0.83
10:C:1424:GLN:NE2	10:C:1478:VAL:CG1	2.40	0.83
22:I8:131:ARG:CG	23:J8:557:ARG:HH21	1.80	0.83
24:D:1435:ARG:NH1	24:D:1448:TYR:HE2	1.30	0.83
1:R8:1132:TYR:CE1	1:R8:1214:ILE:HD13	2.13	0.83
3:N8:19:MET:CE	3:N8:23:GLY:O	2.25	0.83
5:P:313:TRP:CZ2	5:P:345:MET:HE2	2.11	0.83
5:P:377:LEU:HD12	14:W:23:PRO:CB	2.08	0.83
9:K:1056:VAL:HG13	9:K:1059:ARG:HE	1.41	0.83
10:C24:1708:ARG:NH2	21:H24:279:GLU:OE1	2.11	0.83
14:W:645:HIS:CE1	14:W:649:LEU:HD11	2.11	0.83
10:C:1389:ILE:HD12	10:C:1426:ARG:HH11	1.42	0.83

*Continued on next page...*

*Continued from previous page...*

Atom-1	Atom-2	Interatomic distance (Å)	Clash overlap (Å)
10:C8:798:VAL:HG11	10:C8:802:TRP:CZ2	2.13	0.83
11:A16:440:LEU:HD13	11:A16:443:LEU:HD11	1.57	0.83
18:B:1045:LYS:NZ	18:B:1100:LEU:CD2	2.41	0.83
18:B8:1205:ILE:CD1	18:B8:1271:PHE:CD2	2.61	0.83
23:J24:718:GLN:NE2	23:J24:737:TRP:CE3	2.45	0.83
24:D:403:ARG:CB	24:D16:748:GLU:OE1	2.24	0.83
24:D40:839:GLU:CG	24:D40:971:HIS:CD2	2.61	0.83
10:C32:345:MET:HE3	10:C32:401:ILE:HD13	1.50	0.83
10:C32:1265:ARG:O	10:C32:1268:ARG:CD	2.25	0.83
1:R:1101:ARG:HD2	24:D:1459:LEU:O	1.78	0.83
1:R:1335:ILE:CG1	10:C:1170:VAL:HG21	2.07	0.83
1:R8:634:ARG:CD	4:T8:160:HIS:CE1	2.61	0.83
1:R8:1449:TRP:CE3	2:M8:160:LEU:HD12	2.14	0.83
2:M8:185:ARG:NH1	2:M8:213:LEU:HD12	1.91	0.83
6:O:176:ASN:ND2	6:O:179:LYS:HE3	1.93	0.83
6:O8:90:GLU:OE2	6:O8:98:LYS:NZ	2.11	0.83
10:C16:249:THR:C	10:C16:251:GLY:N	2.37	0.83
10:C24:798:VAL:HG11	10:C24:802:TRP:CZ2	2.13	0.83
10:C:843:MET:HE3	10:C:911:ILE:HG12	1.61	0.83
10:C:1010:ALA:CA	10:C:1192:ARG:HH21	1.92	0.83
10:C8:1424:GLN:NE2	10:C8:1478:VAL:CG1	2.40	0.83
18:B:817:CYS:CB	18:B:885:ARG:NH1	2.41	0.83
18:B8:1618:HIS:HE1	18:B8:1622:ILE:HD11	1.39	0.83
20:E8:434:TRP:NE1	24:D40:72:GLU:CG	2.17	0.83
20:E8:447:ILE:CG2	20:E8:451:ILE:CG2	2.57	0.83
23:J16:718:GLN:NE2	23:J16:737:TRP:CE3	2.46	0.83
10:C32:643:LEU:HD21	10:C32:675:ASP:CG	2.03	0.83
10:C32:1274:ALA:C	10:C32:1276:SER:H	1.85	0.83
1:R16:1132:TYR:CE1	1:R16:1214:ILE:HD13	2.13	0.83
7:Q8:239:ARG:NH2	7:Q8:299:SER:O	2.10	0.83
6:O16:90:GLU:OE2	6:O16:98:LYS:NZ	2.11	0.83
6:O16:176:ASN:ND2	6:O16:179:LYS:HE3	1.93	0.83
9:K8:1137:LEU:HD23	9:K8:1173:ASN:HD22	1.42	0.83
10:C16:323:HIS:CE1	10:C16:327:ILE:CD1	2.61	0.83
10:C16:764:ILE:CD1	10:C16:781:VAL:HG21	2.08	0.83
10:C24:1593:TRP:CZ2	10:C24:1603:PHE:HD2	1.96	0.83
10:C:764:ILE:CD1	10:C:781:VAL:HG21	2.08	0.83
10:C:1265:ARG:O	10:C:1268:ARG:HG3	1.75	0.83
10:C8:1593:TRP:CZ2	10:C8:1603:PHE:HD2	1.96	0.83
11:A16:388:VAL:N	11:A16:459:ARG:HH12	1.73	0.83
11:A32:56:ALA:C	11:A32:58:SER:H	1.86	0.83

*Continued on next page...*

*Continued from previous page...*

Atom-1	Atom-2	Interatomic distance (Å)	Clash overlap (Å)
11:A32:440:LEU:CB	11:A32:443:LEU:HD11	2.07	0.83
18:B:1156:GLN:O	18:B:1382:LYS:NZ	2.10	0.83
19:4:4:PHE:CE2	19:4:378:TYR:CD1	2.65	0.83
20:E:437:SER:C	20:E:439:MET:H	1.85	0.83
19:48:100:ILE:HD11	19:48:274:PHE:HE1	1.41	0.83
10:C32:572:ILE:CD1	10:C32:606:MET:HE1	2.08	0.83
10:C32:764:ILE:CD1	10:C32:781:VAL:HG21	2.08	0.83
1:R:1191:LYS:HB2	24:D:1453:GLU:CG	2.08	0.83
1:R:1425:PRO:CA	6:O:165:LYS:HZ3	1.85	0.83
3:N:19:MET:CE	3:N:23:GLY:O	2.25	0.83
2:M8:628:LEU:CD1	3:N8:223:GLY:C	2.51	0.83
1:R16:634:ARG:CD	4:T16:160:HIS:CE1	2.61	0.83
5:P:607:PHE:CZ	5:P:611:LEU:CD1	2.62	0.83
7:Q8:297:VAL:HG12	7:Q8:301:ARG:HB2	1.58	0.83
8:L8:976:LEU:HD22	9:K8:1004:ARG:HD3	0.83	0.83
9:K:1180:TRP:CZ2	9:K:1206:LEU:HD12	2.12	0.83
10:C16:499:LEU:CD2	10:C16:505:PHE:CE2	2.60	0.83
10:C16:1126:ASP:OD2	24:D8:1069:GLY:CA	2.25	0.83
10:C24:643:LEU:HD21	10:C24:675:ASP:CG	2.03	0.83
10:C24:1290:HIS:CD2	10:C24:1334:MET:HE2	2.14	0.83
11:A40:56:ALA:C	11:A40:58:SER:H	1.86	0.83
12:A:288:HIS:HB2	12:A:354:ARG:NH1	1.92	0.83
10:C:572:ILE:CD1	10:C:606:MET:HE1	2.08	0.83
18:B8:682:TYR:O	18:B8:684:ILE:N	2.10	0.83
20:E8:202:ASP:C	20:E8:204:SER:H	1.86	0.83
20:E8:354:ASP:OD1	20:E8:355:PRO:HD2	1.77	0.83
10:C32:1389:ILE:HD12	10:C32:1426:ARG:HH11	1.42	0.83
1:R16:1269:LEU:HD12	5:P16:684:ARG:NE	1.91	0.83
7:Q8:241:HIS:CD2	7:Q8:258:ARG:NE	2.47	0.83
8:L8:270:LEU:HD21	12:A48:155:SER:CB	2.09	0.83
10:C16:1703:ILE:HA	10:C16:1706:LEU:HD12	1.59	0.83
10:C24:627:VAL:HG12	10:C24:628:GLY:N	1.91	0.83
10:C24:847:ARG:CZ	10:C24:911:ILE:H	1.89	0.83
10:C:345:MET:HE1	10:C:401:ILE:HD13	1.40	0.83
10:C:798:VAL:HG11	10:C:802:TRP:CZ2	2.13	0.83
10:C:1274:ALA:C	10:C:1276:SER:H	1.84	0.83
10:C8:572:ILE:CD1	10:C8:606:MET:HE1	2.08	0.83
11:A16:36:ASN:ND2	22:I:293:LYS:HE2	1.92	0.83
11:A32:288:HIS:HB2	11:A32:354:ARG:NH1	1.92	0.83
11:A32:676:TYR:HE2	24:D32:1396:PRO:HD2	1.33	0.83
18:B:1291:LEU:HD11	18:B:1332:VAL:HG21	1.61	0.83

*Continued on next page...*

*Continued from previous page...*

Atom-1	Atom-2	Interatomic distance (Å)	Clash overlap (Å)
20:E:354:ASP:OD1	20:E:355:PRO:HD2	1.77	0.83
5:P:109:ILE:HG12	14:W:18:PRO:CD	2.08	0.83
7:Q:199:GLY:O	7:Q:219:GLY:HA3	1.77	0.83
9:K:916:LYS:HG2	9:K:919:MET:HE2	0.83	0.83
10:C24:450:PRO:HB3	10:C24:485:THR:O	1.77	0.83
13:V:839:LYS:NZ	15:J:652:GLU:HG2	1.93	0.83
10:C:110:ARG:HH12	10:C:118:LEU:HD11	1.41	0.83
11:A16:362:ARG:HD2	11:A16:366:ARG:HH22	1.04	0.83
11:A32:362:ARG:HD2	11:A32:366:ARG:HH22	1.04	0.83
18:B:457:SER:HA	18:B:548:ARG:HH11	1.40	0.83
18:B:1575:GLN:NE2	24:D16:1403:LEU:CG	2.41	0.83
20:E:447:ILE:CG2	20:E:451:ILE:CG2	2.57	0.83
19:48:189:LEU:CD1	19:48:203:LEU:CD2	2.50	0.83
10:C32:1439:ILE:HD12	10:C32:1457:LEU:HD13	1.58	0.83
2:M:628:LEU:CD1	3:N:223:GLY:HA3	2.09	0.83
2:M8:345:ASP:C	2:M8:347:LYS:N	2.31	0.83
2:M8:622:ARG:NH2	2:M8:624:ASP:OD2	2.10	0.83
1:R16:1223:PHE:CE1	5:P16:676:GLN:CD	2.57	0.83
1:R16:1449:TRP:CE3	2:M16:160:LEU:HD12	2.14	0.83
4:T8:353:GLN:NE2	4:T8:386:HIS:NE2	2.26	0.83
4:T16:353:GLN:NE2	4:T16:386:HIS:NE2	2.26	0.83
5:P8:607:PHE:CZ	5:P8:611:LEU:CD1	2.62	0.83
8:L:1089:MET:HE3	9:K:1000:SER:CB	2.09	0.83
9:K:847:LEU:HD21	9:K:910:SER:HG	1.39	0.83
10:C24:386:ASN:CG	10:C24:449:GLU:OE1	2.22	0.83
10:C24:1708:ARG:NH1	21:H24:279:GLU:CG	2.42	0.83
11:A40:15:HIS:CE1	22:I16:165:GLY:O	2.32	0.83
10:C8:186:LEU:HD22	10:C8:206:ARG:HG2	1.59	0.83
11:A16:273:ARG:HE	11:A16:479:LEU:HD23	1.42	0.83
18:B:1161:LEU:HD11	18:B:1403:ILE:HG21	1.59	0.83
19:48:63:GLY:O	19:48:65:LYS:N	2.12	0.83
24:D40:839:GLU:CD	24:D40:971:HIS:CG	2.57	0.83
10:C32:450:PRO:HB3	10:C32:485:THR:O	1.77	0.83
10:C32:798:VAL:HG11	10:C32:802:TRP:CZ2	2.13	0.83
2:M16:351:ALA:CB	8:L16:219:ILE:HG21	2.04	0.83
5:P:401:ARG:CD	5:P:414:VAL:CG1	2.57	0.83
7:Q:239:ARG:NH2	7:Q:299:SER:O	2.10	0.83
7:Q:241:HIS:CD2	7:Q:258:ARG:NE	2.47	0.83
7:Q8:199:GLY:O	7:Q8:219:GLY:HA3	1.78	0.83
8:L:1069:LEU:CD1	9:K:1086:VAL:HG11	2.07	0.83
10:C16:643:LEU:HD21	10:C16:675:ASP:CG	2.03	0.83

*Continued on next page...*

*Continued from previous page...*

Atom-1	Atom-2	Interatomic distance (Å)	Clash overlap (Å)
10:C16:847:ARG:CZ	10:C16:911:ILE:H	1.88	0.83
10:C16:1290:HIS:CD2	10:C16:1334:MET:HE2	2.14	0.83
10:C16:1453:ARG:CZ	24:D8:1150:GLY:HA3	2.09	0.83
11:A24:56:ALA:C	11:A24:58:SER:H	1.86	0.83
11:A24:440:LEU:HB3	11:A24:443:LEU:CD1	2.04	0.83
11:A40:440:LEU:CB	11:A40:443:LEU:HD11	2.07	0.83
13:V:814:MET:HE3	13:V:824:TRP:CZ2	2.13	0.83
14:W:701:LEU:HD11	15:J:624:ALA:HB1	1.56	0.83
10:C:323:HIS:CE1	10:C:327:ILE:CD1	2.61	0.83
10:C8:1265:ARG:O	10:C8:1268:ARG:CD	2.25	0.83
10:C8:1290:HIS:CD2	10:C8:1334:MET:HE2	2.14	0.83
18:B:682:TYR:O	18:B:684:ILE:N	2.10	0.83
18:B:1175:ALA:HB1	18:B:1272:TRP:CD1	2.14	0.83
18:B8:1175:ALA:HB1	18:B8:1272:TRP:CD1	2.14	0.83
19:48:4:PHE:CE2	19:48:378:TYR:CD1	2.65	0.83
21:H:322:LEU:HD22	22:I:300:LEU:CD2	2.08	0.83
10:C32:1430:ARG:HG3	10:C32:1482:MET:HE2	1.61	0.83
6:O:119:ARG:NH2	6:O:182:GLU:CG	2.40	0.83
7:Q8:149:VAL:HG23	7:Q8:187:TRP:CZ2	2.14	0.83
7:Q16:241:HIS:CD2	7:Q16:258:ARG:NE	2.46	0.83
9:K:1039:ASP:OD2	9:K:1096:LYS:NZ	2.11	0.83
9:K8:919:MET:SD	9:K8:923:ILE:HD11	2.19	0.83
11:A24:440:LEU:CB	11:A24:443:LEU:HD11	2.07	0.83
10:C24:417:LEU:HB3	10:C24:472:ASN:ND2	1.94	0.83
10:C24:1703:ILE:HA	10:C24:1706:LEU:HD12	1.58	0.83
10:C:52:SER:OG	24:D:1017:GLN:CG	2.23	0.83
11:A16:440:LEU:CB	11:A16:443:LEU:HD11	2.07	0.83
22:I24:290:ASP:OD1	22:I24:293:LYS:HE3	1.79	0.83
21:H16:288:THR:OG1	23:J16:650:GLN:NE2	2.12	0.83
21:H16:366:MET:HE3	22:I16:332:MET:HE3	1.60	0.83
10:C32:286:ILE:CG2	10:C32:292:PHE:CE1	2.62	0.83
9:K8:1180:TRP:CZ2	9:K8:1206:LEU:HD12	2.13	0.82
10:C16:572:ILE:CD1	10:C16:606:MET:HE1	2.08	0.82
10:C16:1593:TRP:CZ2	10:C16:1603:PHE:HD2	1.96	0.82
11:A24:15:HIS:CE1	22:I8:165:GLY:O	2.32	0.82
10:C24:847:ARG:NE	10:C24:903:ASN:OD1	2.12	0.82
12:A:273:ARG:HE	12:A:479:LEU:HD23	1.42	0.82
10:C8:286:ILE:CG2	10:C8:292:PHE:CE1	2.62	0.82
10:C8:323:HIS:CE1	10:C8:327:ILE:CD1	2.61	0.82
11:A16:288:HIS:HB2	11:A16:354:ARG:NH1	1.92	0.82
11:A16:696:ILE:CD1	11:A16:728:ILE:HD12	2.09	0.82

*Continued on next page...*



*Continued from previous page...*

Atom-1	Atom-2	Interatomic distance (Å)	Clash overlap (Å)
11:A32:15:HIS:CE1	22:I24:165:GLY:O	2.31	0.82
11:A32:696:ILE:CD1	11:A32:728:ILE:HD12	2.09	0.82
18:B:1155:ILE:O	18:B:1159:SER:OG	1.95	0.82
10:C32:843:MET:HE3	10:C32:911:ILE:HG12	1.61	0.82
10:C32:1290:HIS:CD2	10:C32:1334:MET:HE2	2.14	0.82
12:A48:696:ILE:CD1	12:A48:728:ILE:HD12	2.09	0.82
3:N8:1:MET:HB2	3:N8:302:PRO:O	1.77	0.82
2:M16:414:GLY:HA2	8:L16:401:LYS:HZ3	1.42	0.82
5:P:322:CYS:CB	13:V:767:GLU:OE2	2.28	0.82
9:K:1137:LEU:HD23	9:K:1173:ASN:HD22	1.42	0.82
9:K:1230:LEU:HD23	9:K:1244:VAL:CG2	2.09	0.82
9:K8:1230:LEU:HD23	9:K8:1244:VAL:CG2	2.09	0.82
11:A40:390:ALA:HB1	24:D32:1099:ARG:HB2	1.61	0.82
11:A40:474:LEU:HD13	24:D32:1099:ARG:HH12	1.40	0.82
10:C:1285:VAL:HA	10:C:1735:TYR:HE2	1.41	0.82
10:C8:1430:ARG:HG3	10:C8:1482:MET:HE2	1.60	0.82
18:B8:1156:GLN:O	18:B8:1382:LYS:NZ	2.10	0.82
19:4:63:GLY:O	19:4:65:LYS:N	2.12	0.82
20:E:352:PHE:HE1	20:E:451:ILE:HD13	1.03	0.82
21:H24:288:THR:OG1	23:J24:650:GLN:NE2	2.12	0.82
10:C32:1593:TRP:CZ2	10:C32:1603:PHE:HD2	1.96	0.82
2:M16:540:TYR:HE1	2:M16:555:LEU:CD2	1.77	0.82
5:P:325:PHE:CZ	13:V:771:GLN:NE2	2.46	0.82
5:P8:16:PHE:CE2	5:P8:461:HIS:CE1	2.66	0.82
9:K8:638:TRP:CZ3	9:K8:754:ARG:HD2	2.14	0.82
10:C16:286:ILE:CG2	10:C16:292:PHE:CE1	2.62	0.82
10:C16:1265:ARG:O	10:C16:1268:ARG:HG3	1.75	0.82
10:C16:1688:ARG:HG3	23:J32:735:LYS:HE3	1.48	0.82
10:C:110:ARG:HH11	10:C:118:LEU:HD11	1.00	0.82
10:C8:1285:VAL:HG23	10:C8:1738:MET:HE2	1.46	0.82
11:A16:703:ALA:O	24:D16:1398:ARG:CZ	2.27	0.82
18:B:779:LYS:HE2	18:B:847:GLN:HE21	1.38	0.82
21:H:288:THR:OG1	23:J32:650:GLN:NE2	2.12	0.82
10:C32:453:LEU:CD2	10:C32:459:LEU:HD11	2.08	0.82
1:R:1449:TRP:CE3	2:M:160:LEU:HD12	2.14	0.82
2:M:628:LEU:CD1	3:N:223:GLY:C	2.51	0.82
4:T16:671:ILE:HD11	5:P16:698:GLY:HA3	1.61	0.82
7:Q16:221:TRP:CZ3	7:Q16:222:PHE:HE2	1.97	0.82
9:K8:1053:MET:O	9:K8:1054:THR:C	2.12	0.82
10:C24:323:HIS:CE1	10:C24:327:ILE:CD1	2.61	0.82
14:W:586:ILE:CD1	15:J:572:ASP:CB	2.49	0.82

*Continued on next page...*



*Continued from previous page...*

Atom-1	Atom-2	Interatomic distance (Å)	Clash overlap (Å)
10:C8:450:PRO:HB3	10:C8:485:THR:O	1.77	0.82
18:B:496:LEU:CD2	18:B:540:ILE:HD12	2.10	0.82
18:B:1205:ILE:CD1	18:B:1271:PHE:CD2	2.61	0.82
19:48:340:PRO:HD3	24:D8:140:ALA:HB1	1.61	0.82
21:H8:322:LEU:HD22	22:I8:300:LEU:CD2	2.08	0.82
24:D:1:MET:CB	24:D:882:GLU:OE2	2.27	0.82
24:D:403:ARG:NH2	24:D:409:LEU:HD11	1.93	0.82
1:R:1132:TYR:CE1	1:R:1214:ILE:HD13	2.13	0.82
2:M:399:THR:HG21	2:M:480:ARG:HH21	1.40	0.82
2:M16:627:TYR:CE2	3:N16:166:ALA:O	2.32	0.82
9:K8:853:ALA:CB	9:K8:856:ILE:HD12	2.10	0.82
10:C16:389:LEU:HD21	10:C16:447:PHE:HE1	1.41	0.82
18:B:1161:LEU:HD23	18:B:1164:GLU:OE2	1.79	0.82
18:B8:65:LEU:HD23	18:B8:79:ILE:HD12	1.62	0.82
18:B8:496:LEU:CD2	18:B8:540:ILE:HD12	2.10	0.82
19:48:153:ARG:HH21	20:E8:467:ILE:HD11	1.39	0.82
23:J32:718:GLN:NE2	23:J32:737:TRP:CE3	2.45	0.82
21:H8:366:MET:HE3	22:I8:332:MET:HE3	1.60	0.82
22:I24:199:PHE:CG	23:J24:620:MET:SD	2.73	0.82
10:C32:1010:ALA:CA	10:C32:1192:ARG:HH21	1.92	0.82
1:R:1139:ARG:HB2	1:R:1157:ARG:CZ	2.08	0.82
2:M16:593:HIS:CD2	3:N16:224:LEU:HD22	2.15	0.82
2:M16:847:PHE:HB3	4:T16:656:TRP:CZ3	2.14	0.82
5:P:251:LYS:HE3	14:W:765:LYS:CE	2.09	0.82
7:Q:149:VAL:HG23	7:Q:187:TRP:CZ2	2.14	0.82
8:L8:598:LEU:HD21	8:L8:627:ARG:NH2	1.93	0.82
10:C16:1547:LYS:CE	24:D8:1405:GLY:H	1.92	0.82
11:A24:645:GLU:OE1	24:D16:867:ASP:OD1	1.95	0.82
11:A40:36:ASN:ND2	22:I16:293:LYS:HE2	1.92	0.82
11:A40:440:LEU:HD13	11:A40:443:LEU:HD11	1.57	0.82
14:W:711:ARG:CD	10:C8:1609:ASP:CG	2.53	0.82
10:C8:847:ARG:NE	10:C8:903:ASN:OD1	2.12	0.82
18:B8:1529:GLU:OE2	24:D32:1415:LEU:CD2	2.28	0.82
19:4:332:PRO:HD3	20:E:294:VAL:HG13	1.61	0.82
21:H:366:MET:HE3	22:I:332:MET:HE3	1.60	0.82
21:H16:322:LEU:HD22	22:I16:300:LEU:CD2	2.08	0.82
10:C32:847:ARG:NE	10:C32:903:ASN:OD1	2.12	0.82
2:M:762:LEU:HB2	2:M:813:ASN:HD21	0.90	0.82
2:M:847:PHE:HB3	4:T:656:TRP:CZ3	2.14	0.82
2:M16:628:LEU:CD1	3:N16:223:GLY:HA3	2.09	0.82
2:M16:672:TYR:HB3	2:M16:680:LYS:CD	1.93	0.82

*Continued on next page...*

*Continued from previous page...*

Atom-1	Atom-2	Interatomic distance (Å)	Clash overlap (Å)
5:P:42:SER:HA	6:O:287:GLU:OE2	1.79	0.82
5:P:401:ARG:HH21	5:P:404:ILE:HG21	1.43	0.82
9:K8:847:LEU:HD21	9:K8:910:SER:CB	2.09	0.82
11:A24:36:ASN:ND2	22:I8:293:LYS:HE2	1.93	0.82
12:A:696:ILE:CD1	12:A:728:ILE:HD12	2.09	0.82
14:W:711:ARG:CZ	10:C8:1606:GLY:HA2	2.09	0.82
10:C:286:ILE:CG2	10:C:292:PHE:CE1	2.62	0.82
10:C:982:LEU:HD13	10:C:1025:LEU:HD21	1.61	0.82
18:B:1205:ILE:HD11	18:B:1271:PHE:HD2	1.43	0.82
19:48:183:ARG:NH2	19:48:242:VAL:O	2.13	0.82
1:R:1165:MET:CE	1:R:1220:GLN:HG2	2.09	0.82
2:M:210:GLN:CD	10:C:529:GLN:HE22	1.88	0.82
2:M8:552:PHE:HZ	2:M8:559:PHE:HE2	1.28	0.82
2:M8:628:LEU:CD1	3:N8:223:GLY:HA3	2.09	0.82
2:M16:401:ARG:HH22	8:L16:381:GLU:CB	1.87	0.82
5:P:510:ILE:CD1	7:Q:183:ARG:HH12	1.93	0.82
7:Q8:98:MET:HE2	7:Q8:110:VAL:CG1	2.10	0.82
9:K8:1039:ASP:OD2	9:K8:1096:LYS:NZ	2.11	0.82
10:C16:1010:ALA:CA	10:C16:1192:ARG:HH21	1.92	0.82
10:C24:390:HIS:HB3	10:C24:452:LEU:HG	0.83	0.82
10:C24:1285:VAL:HG21	10:C24:1738:MET:HE3	1.61	0.82
13:V:783:TRP:CH2	14:W:671:GLU:HA	2.13	0.82
10:C:1430:ARG:HG3	10:C:1482:MET:HE2	1.61	0.82
18:B8:1291:LEU:HD11	18:B8:1332:VAL:HG21	1.60	0.82
20:E:202:ASP:C	20:E:204:SER:H	1.86	0.82
21:H8:288:THR:OG1	23:J8:650:GLN:NE2	2.12	0.82
5:P:109:ILE:HG23	14:W:18:PRO:HG2	1.59	0.82
5:P16:506:ASN:ND2	7:Q16:153:GLU:OE1	2.13	0.82
5:P16:603:LYS:O	5:P16:607:PHE:CD1	2.33	0.82
9:K:638:TRP:CZ3	9:K:754:ARG:HD2	2.14	0.82
10:C16:1271:PHE:HZ	10:C16:1284:ASP:CG	1.75	0.82
11:A24:54:ASN:HB3	11:A24:59:GLN:HE22	1.45	0.82
10:C8:843:MET:HE3	10:C8:911:ILE:HG12	1.60	0.82
10:C8:1010:ALA:CA	10:C8:1192:ARG:HH21	1.92	0.82
11:A16:56:ALA:C	11:A16:58:SER:H	1.86	0.82
11:A16:90:PHE:CA	18:B:1800:ARG:NH2	2.42	0.82
18:B8:13:TRP:O	18:B8:107:ARG:NH2	2.12	0.82
18:B8:671:MET:CE	18:B8:736:ALA:HB2	2.09	0.82
18:B8:1161:LEU:HD23	18:B8:1164:GLU:OE2	1.79	0.82
21:H8:247:GLU:OE2	22:I8:181:LEU:HD23	1.80	0.82
24:D:1099:ARG:NE	24:D:1149:VAL:HG21	1.93	0.82

*Continued on next page...*

*Continued from previous page...*

Atom-1	Atom-2	Interatomic distance (Å)	Clash overlap (Å)
10:C32:407:LYS:CE	10:C32:465:PHE:HE2	1.93	0.82
3:N:19:MET:CE	3:N:23:GLY:C	2.50	0.82
1:R8:1132:TYR:CE1	1:R8:1214:ILE:CD1	2.63	0.82
2:M8:627:TYR:CE2	3:N8:162:THR:HB	2.14	0.82
1:R16:1132:TYR:CE1	1:R16:1214:ILE:CD1	2.63	0.82
2:M16:451:PHE:O	8:L16:295:HIS:HD2	1.62	0.82
2:M16:544:LEU:HG	2:M16:586:ALA:HB1	1.61	0.82
2:M16:816:ARG:HH12	2:M16:849:LEU:C	1.88	0.82
5:P:152:ILE:HG21	14:W:762:GLN:HE22	1.43	0.82
7:Q:297:VAL:HG12	7:Q:301:ARG:HB2	1.58	0.82
7:Q8:221:TRP:CZ3	7:Q8:222:PHE:HE2	1.97	0.82
10:C16:565:ARG:CD	10:C16:568:TRP:HE3	1.92	0.82
10:C24:286:ILE:CG2	10:C24:292:PHE:CE1	2.62	0.82
10:C24:578:LEU:HB3	10:C24:584:ILE:HD13	1.62	0.82
10:C24:1691:GLU:CD	23:J24:735:LYS:HA	2.04	0.82
10:C:249:THR:C	10:C:251:GLY:N	2.36	0.82
18:B8:86:LYS:HE2	18:B8:123:LEU:CD1	2.10	0.82
21:H16:247:GLU:OE2	22:I16:181:LEU:HD23	1.80	0.82
22:I16:146:SER:OG	23:J16:574:ARG:NH1	2.13	0.82
24:D40:873:ARG:CZ	24:D40:884:ASP:HB3	2.10	0.82
10:C32:186:LEU:HD22	10:C32:206:ARG:HG2	1.58	0.82
10:C32:417:LEU:HB3	10:C32:472:ASN:ND2	1.94	0.82
10:C32:1271:PHE:CZ	10:C32:1284:ASP:OD1	2.29	0.82
2:M:593:HIS:CD2	3:N:224:LEU:HD22	2.15	0.81
2:M:816:ARG:HH12	2:M:849:LEU:C	1.88	0.81
1:R8:1125:ARG:NH2	2:M8:834:ASP:OD2	2.13	0.81
2:M16:417:ARG:HD2	8:L16:298:PHE:CD2	2.11	0.81
8:L8:270:LEU:HD23	12:A48:155:SER:CB	2.00	0.81
10:C16:389:LEU:CD2	10:C16:447:PHE:CE1	2.60	0.81
10:C16:847:ARG:NE	10:C16:903:ASN:OD1	2.12	0.81
11:A24:707:LEU:CD2	11:A24:767:ARG:NH2	2.43	0.81
11:A40:54:ASN:HB3	11:A40:59:GLN:HE22	1.45	0.81
11:A40:696:ILE:CD1	11:A40:728:ILE:HD12	2.09	0.81
11:A16:15:HIS:CE1	22:I:165:GLY:O	2.32	0.81
11:A16:54:ASN:HB3	11:A16:59:GLN:HE22	1.45	0.81
11:A16:270:VAL:HG12	11:A16:274:MET:HB3	1.62	0.81
11:A16:326:TYR:HD1	17:F8:77:TYR:CB	1.83	0.81
11:A32:273:ARG:HE	11:A32:479:LEU:HD23	1.42	0.81
19:4:250:ILE:CD1	20:E:165:ARG:HH21	1.93	0.81
10:C32:452:LEU:HD23	10:C32:452:LEU:H	1.44	0.81
1:R:1125:ARG:NH2	2:M:834:ASP:OD2	2.13	0.81

*Continued on next page...*

*Continued from previous page...*

Atom-1	Atom-2	Interatomic distance (Å)	Clash overlap (Å)
2:M8:225:ASP:HB3	2:M8:606:GLN:HE21	1.45	0.81
2:M16:225:ASP:HB3	2:M16:606:GLN:HE21	1.45	0.81
5:P:633:LEU:HD21	5:P:647:LEU:CD1	2.10	0.81
7:Q:221:TRP:CZ3	7:Q:222:PHE:HE2	1.97	0.81
5:P8:506:ASN:ND2	7:Q8:153:GLU:OE1	2.13	0.81
5:P16:42:SER:HA	6:O16:287:GLU:OE2	1.79	0.81
10:C16:417:LEU:HB3	10:C16:472:ASN:ND2	1.94	0.81
10:C16:586:PRO:HD2	10:C16:650:ARG:HH12	1.41	0.81
11:A24:696:ILE:CD1	11:A24:728:ILE:HD12	2.09	0.81
10:C24:390:HIS:NE2	10:C24:449:GLU:OE2	2.12	0.81
10:C24:572:ILE:CD1	10:C24:606:MET:HE1	2.08	0.81
10:C24:1560:GLN:OE1	10:C24:1601:TYR:CD1	2.34	0.81
14:W:351:CYS:SG	14:W:447:MET:HE1	2.20	0.81
10:C:1290:HIS:CD2	10:C:1334:MET:HE2	2.14	0.81
10:C8:556:VAL:CG1	10:C8:565:ARG:HH22	1.90	0.81
11:A32:54:ASN:HB3	11:A32:59:GLN:HE22	1.45	0.81
22:I16:290:ASP:OD1	22:I16:293:LYS:HE3	1.80	0.81
10:C32:110:ARG:HH11	10:C32:118:LEU:HD11	1.00	0.81
10:C32:1560:GLN:OE1	10:C32:1601:TYR:CD1	2.34	0.81
1:R:1132:TYR:CE1	1:R:1214:ILE:CD1	2.63	0.81
1:R:1324:ASP:N	10:C:1154:TRP:HB2	1.95	0.81
1:R:1424:LYS:HZ3	6:O:105:ASN:ND2	1.74	0.81
2:M:225:ASP:HB3	2:M:606:GLN:HE21	1.45	0.81
2:M8:593:HIS:CD2	3:N8:224:LEU:HD22	2.15	0.81
4:T16:674:GLN:OE1	5:P16:695:GLN:CD	2.23	0.81
5:P:251:LYS:HZ1	14:W:765:LYS:HZ3	0.84	0.81
5:P:322:CYS:HB2	13:V:767:GLU:CD	2.05	0.81
5:P:401:ARG:CD	5:P:414:VAL:CG2	2.33	0.81
5:P16:187:TRP:CH2	5:P16:191:ARG:HD3	2.16	0.81
6:O16:119:ARG:NH2	6:O16:182:GLU:CG	2.40	0.81
7:Q16:149:VAL:HG23	7:Q16:187:TRP:CZ2	2.14	0.81
8:L:621:SER:HB3	8:L:657:TYR:CE1	2.15	0.81
9:K:1053:MET:O	9:K:1054:THR:C	2.12	0.81
10:C16:843:MET:HE3	10:C16:911:ILE:HG12	1.60	0.81
12:A:707:LEU:CD2	12:A:767:ARG:NH2	2.43	0.81
19:4:183:ARG:NH2	19:4:242:VAL:O	2.13	0.81
21:H:247:GLU:OE2	22:I:181:LEU:HD23	1.80	0.81
22:I:199:PHE:CG	23:J32:620:MET:SD	2.73	0.81
22:I8:199:PHE:CG	23:J8:620:MET:SD	2.73	0.81
22:I16:199:PHE:CG	23:J16:620:MET:SD	2.73	0.81
24:D8:857:THR:CG2	24:D8:885:TYR:HH	1.89	0.81

*Continued on next page...*

*Continued from previous page...*

Atom-1	Atom-2	Interatomic distance (Å)	Clash overlap (Å)
24:D40:839:GLU:CB	24:D40:971:HIS:NE2	2.40	0.81
24:D40:854:GLU:OE1	24:D40:927:GLN:CD	2.23	0.81
1:R8:1381:GLU:O	1:R8:1382:LYS:CG	2.27	0.81
2:M16:552:PHE:HZ	2:M16:559:PHE:HE2	1.28	0.81
2:M16:627:TYR:HE1	3:N16:162:THR:HG21	1.46	0.81
5:P8:47:ASN:OD1	5:P8:471:SER:OG	1.99	0.81
5:P16:604:TYR:CE2	5:P16:629:ARG:NH2	2.48	0.81
7:Q16:297:VAL:HG12	7:Q16:301:ARG:HB2	1.58	0.81
9:K:853:ALA:CB	9:K:856:ILE:HD12	2.10	0.81
9:K8:1085:TYR:CZ	9:K8:1093:SER:CB	2.64	0.81
10:C16:837:ARG:CZ	10:C16:890:ASP:HB3	2.11	0.81
10:C24:1430:ARG:HG3	10:C24:1482:MET:HE2	1.60	0.81
10:C:847:ARG:NE	10:C:903:ASN:OD1	2.12	0.81
10:C8:65:PRO:HG2	10:C8:96:ARG:HH22	1.42	0.81
11:A16:90:PHE:CE1	18:B:1788:ILE:HG22	2.13	0.81
11:A16:440:LEU:HB3	11:A16:443:LEU:HD12	1.57	0.81
11:A32:703:ALA:CB	24:D32:1398:ARG:HH11	1.94	0.81
18:B8:268:GLN:NE2	18:B8:323:GLU:HB3	1.96	0.81
20:E:52:VAL:HG11	20:E:121:VAL:HG21	1.62	0.81
24:D:1385:MET:SD	24:D:1464:PHE:CZ	2.73	0.81
24:D24:857:THR:CB	24:D24:885:TYR:OH	2.25	0.81
1:R:1424:LYS:HZ1	6:O:134:ARG:NH2	1.79	0.81
2:M:625:HIS:HA	3:N:165:GLY:CA	2.10	0.81
2:M8:820:LEU:HD13	2:M8:820:LEU:C	2.06	0.81
1:R16:1125:ARG:NH2	2:M16:834:ASP:OD2	2.13	0.81
5:P8:42:SER:HA	6:O8:287:GLU:OE2	1.79	0.81
5:P8:614:VAL:CB	5:P8:629:ARG:NH1	2.25	0.81
5:P16:645:LEU:HD21	5:P16:697:VAL:HG22	1.62	0.81
9:K:847:LEU:HD21	9:K:910:SER:CB	2.09	0.81
10:C16:75:GLN:HE21	10:C16:112:PRO:HG3	1.46	0.81
10:C16:578:LEU:HB3	10:C16:584:ILE:HD13	1.62	0.81
10:C16:663:ILE:HG22	10:C16:667:ILE:HD12	1.62	0.81
13:V:818:THR:HG23	13:V:824:TRP:NE1	1.94	0.81
14:W:781:LEU:CD2	15:J:695:ILE:HG21	2.11	0.81
10:C:643:LEU:HD21	10:C:675:ASP:CG	2.03	0.81
10:C:837:ARG:CZ	10:C:890:ASP:HB3	2.11	0.81
18:B:671:MET:CE	18:B:736:ALA:HB2	2.09	0.81
18:B8:618:VAL:HG12	18:B8:621:VAL:HG23	1.60	0.81
19:4:189:LEU:CD1	19:4:203:LEU:CD2	2.50	0.81
23:J24:686:MET:HE1	23:J24:694:ARG:HH21	1.43	0.81
24:D8:1452:LYS:HZ1	24:D16:971:HIS:CE1	1.98	0.81

*Continued on next page...*

*Continued from previous page...*

Atom-1	Atom-2	Interatomic distance (Å)	Clash overlap (Å)
12:A48:440:LEU:CB	12:A48:443:LEU:HD11	2.07	0.81
1:R:1059:ILE:CG2	24:D:1448:TYR:OH	2.28	0.81
1:R8:982:GLU:OE1	24:D40:1436:ARG:NE	2.12	0.81
1:R8:1165:MET:CE	1:R8:1220:GLN:HG2	2.10	0.81
1:R16:1165:MET:CE	1:R16:1220:GLN:HG2	2.10	0.81
5:P:633:LEU:CD2	5:P:639:THR:HG21	2.11	0.81
5:P16:47:ASN:OD1	5:P16:471:SER:OG	1.99	0.81
7:Q16:98:MET:HE2	7:Q16:110:VAL:CG1	2.10	0.81
8:L16:853:MET:O	8:L16:1026:ARG:NH1	2.13	0.81
10:C16:65:PRO:HG2	10:C16:96:ARG:HH22	1.42	0.81
11:A40:798:PHE:HE1	11:A40:847:ARG:CZ	1.90	0.81
13:V:758:CYS:O	13:V:762:LEU:HD12	1.80	0.81
10:C:75:GLN:HE21	10:C:112:PRO:HG3	1.46	0.81
10:C8:453:LEU:HD22	10:C8:459:LEU:HD22	1.60	0.81
10:C8:837:ARG:CZ	10:C8:890:ASP:HB3	2.11	0.81
11:A32:270:VAL:HG12	11:A32:274:MET:HB3	1.63	0.81
18:B:1618:HIS:HE1	18:B:1622:ILE:HD11	1.39	0.81
19:48:313:LEU:HD21	19:48:322:LEU:HD13	1.63	0.81
24:D32:642:VAL:HG22	24:D40:631:ARG:NE	1.94	0.81
1:R8:768:LEU:HD12	24:D40:1364:PRO:HD2	1.60	0.81
1:R8:1442:THR:HG21	3:N8:13:ILE:HD12	1.63	0.81
1:R16:1139:ARG:HG3	1:R16:1157:ARG:NH1	1.96	0.81
1:R16:1223:PHE:CG	5:P16:676:GLN:NE2	2.48	0.81
4:T16:671:ILE:CD1	5:P16:699:SER:N	2.43	0.81
8:L16:1068:PHE:O	8:L16:1068:PHE:HD1	1.63	0.81
10:C16:1560:GLN:OE1	10:C16:1601:TYR:CD1	2.34	0.81
11:A24:798:PHE:HE1	11:A24:847:ARG:CZ	1.90	0.81
10:C24:452:LEU:HD13	10:C24:452:LEU:C	2.04	0.81
14:W:711:ARG:HB2	10:C8:1609:ASP:OD2	1.80	0.81
10:C8:453:LEU:CD1	10:C8:486:LEU:HD21	2.11	0.81
10:C8:653:TYR:OH	10:C8:679:ARG:HB3	1.78	0.81
10:C8:653:TYR:CE1	10:C8:679:ARG:HD3	2.15	0.81
18:B:1161:LEU:HD21	18:B:1403:ILE:HD12	1.63	0.81
19:4:250:ILE:CD1	20:E:165:ARG:NH2	2.43	0.81
10:C32:1271:PHE:HZ	10:C32:1284:ASP:CG	1.75	0.81
10:C32:1790:GLN:O	10:C32:1794:THR:OG1	1.98	0.81
1:R:1124:TRP:CZ2	4:T:669:PRO:CG	2.61	0.81
1:R:1425:PRO:HA	6:O:165:LYS:CE	2.10	0.81
5:P8:175:MET:SD	5:P8:433:LEU:HD22	2.21	0.81
5:P8:510:ILE:CD1	7:Q8:183:ARG:HH12	1.93	0.81
5:P8:611:LEU:C	5:P8:629:ARG:NH2	2.36	0.81

*Continued on next page...*



*Continued from previous page...*

Atom-1	Atom-2	Interatomic distance (Å)	Clash overlap (Å)
5:P16:510:ILE:CD1	7:Q16:183:ARG:HH12	1.93	0.81
9:K:792:LEU:HD12	9:K:864:ILE:CG1	2.11	0.81
9:K8:1048:GLN:OE1	9:K8:1128:ARG:CG	2.29	0.81
10:C16:758:GLN:NE2	10:C16:819:GLN:HG2	1.96	0.81
10:C24:75:GLN:HE21	10:C24:112:PRO:HG3	1.46	0.81
10:C24:110:ARG:HH11	10:C24:118:LEU:HD11	1.00	0.81
10:C24:586:PRO:HD2	10:C24:650:ARG:HH12	1.41	0.81
10:C24:670:GLU:O	10:C24:671:LYS:N	2.14	0.81
10:C24:1708:ARG:NH2	21:H24:275:LYS:CD	2.43	0.81
11:A40:707:LEU:CD2	11:A40:767:ARG:NH2	2.43	0.81
12:A:440:LEU:CB	12:A:443:LEU:HD11	2.07	0.81
10:C:670:GLU:O	10:C:671:LYS:N	2.14	0.81
10:C8:1619:PRO:C	10:C8:1621:LYS:H	1.89	0.81
18:B:86:LYS:HE2	18:B:123:LEU:CD1	2.10	0.81
18:B8:1161:LEU:HD21	18:B8:1403:ILE:HD12	1.63	0.81
19:48:189:LEU:HD22	19:48:203:LEU:HD23	1.63	0.81
24:D40:839:GLU:OE2	24:D40:971:HIS:HB3	1.78	0.81
7:Q16:187:TRP:HH2	7:Q16:207:GLN:HE22	1.29	0.81
8:L:1077:LEU:HD13	9:K:1086:VAL:CG1	2.10	0.81
10:C24:249:THR:C	10:C24:251:GLY:N	2.37	0.81
10:C24:663:ILE:HG22	10:C24:667:ILE:HD12	1.62	0.81
10:C24:1271:PHE:HZ	10:C24:1284:ASP:CG	1.75	0.81
12:A:270:VAL:HG12	12:A:274:MET:HB3	1.63	0.81
10:C:407:LYS:HZ2	10:C:465:PHE:HE2	1.28	0.81
10:C:1560:GLN:OE1	10:C:1601:TYR:CD1	2.34	0.81
20:E8:432:ILE:HD13	24:D40:72:GLU:HG3	1.23	0.81
24:D24:857:THR:CG2	24:D24:889:LEU:HD13	2.11	0.81
10:C32:65:PRO:HG2	10:C32:96:ARG:HH22	1.42	0.81
10:C32:758:GLN:NE2	10:C32:819:GLN:HG2	1.96	0.81
12:A48:273:ARG:HE	12:A48:479:LEU:HD23	1.42	0.81
2:M:672:TYR:HB2	2:M:680:LYS:HD3	1.61	0.81
1:R16:1124:TRP:CZ3	1:R16:1170:LEU:O	2.34	0.81
2:M16:820:LEU:HD13	2:M16:820:LEU:C	2.06	0.81
7:Q:98:MET:HE2	7:Q:110:VAL:CG1	2.10	0.81
8:L16:177:ARG:CG	12:A48:744:GLU:CD	2.46	0.81
9:K8:1180:TRP:CG	9:K8:1261:MET:HE2	2.16	0.81
10:C16:390:HIS:CD2	10:C16:452:LEU:CG	2.57	0.81
10:C16:390:HIS:CE1	10:C16:449:GLU:CB	2.50	0.81
10:C16:670:GLU:O	10:C16:671:LYS:N	2.14	0.81
10:C16:1547:LYS:NZ	24:D8:1405:GLY:H	1.79	0.81
10:C16:1688:ARG:HG3	23:J32:735:LYS:HE2	1.63	0.81

*Continued on next page...*



*Continued from previous page...*

Atom-1	Atom-2	Interatomic distance (Å)	Clash overlap (Å)
10:C24:758:GLN:NE2	10:C24:819:GLN:HG2	1.96	0.81
10:C24:843:MET:HE3	10:C24:911:ILE:HG12	1.61	0.81
10:C24:1010:ALA:CA	10:C24:1192:ARG:HH21	1.92	0.81
14:W:638:VAL:CG1	15:J:561:PHE:HZ	1.93	0.81
10:C:578:LEU:HB3	10:C:584:ILE:HD13	1.62	0.81
10:C:663:ILE:HG22	10:C:667:ILE:HD12	1.62	0.81
11:A32:698:LYS:HD3	11:A32:804:TYR:HE1	1.46	0.81
18:B:13:TRP:O	18:B:107:ARG:NH2	2.12	0.81
18:B8:1279:THR:OG1	18:B8:1289:ASP:OD1	1.99	0.81
22:I:146:SER:OG	23:J32:574:ARG:NH1	2.13	0.81
10:C32:837:ARG:CZ	10:C32:890:ASP:HB3	2.11	0.81
12:A48:270:VAL:HG12	12:A48:274:MET:HB3	1.62	0.81
1:R:1425:PRO:HA	6:O:165:LYS:HZ1	1.00	0.80
2:M8:833:GLU:OE1	4:T8:667:ILE:CA	2.27	0.80
2:M16:627:TYR:CE1	3:N16:162:THR:HG21	2.16	0.80
5:P:506:ASN:ND2	7:Q:153:GLU:OE1	2.13	0.80
5:P16:105:ARG:CZ	5:P16:133:TYR:CD1	2.63	0.80
8:L8:1074:ARG:CD	9:K8:1089:LYS:HG2	2.09	0.80
8:L8:1074:ARG:HB3	9:K8:1089:LYS:HE2	1.61	0.80
10:C16:1790:GLN:O	10:C16:1794:THR:OG1	1.98	0.80
10:C24:837:ARG:CZ	10:C24:890:ASP:HB3	2.11	0.80
11:A16:706:SER:HB3	24:D16:1398:ARG:HG2	1.62	0.80
18:B:856:LEU:HD23	18:B:860:HIS:CB	2.10	0.80
18:B:1152:ASP:OD2	18:B:1378:LYS:NZ	2.15	0.80
18:B8:1152:ASP:OD2	18:B8:1378:LYS:NZ	2.15	0.80
19:4:189:LEU:HD22	19:4:203:LEU:HD23	1.63	0.80
20:E8:352:PHE:HE1	20:E8:451:ILE:HD13	1.03	0.80
24:D:1435:ARG:NH1	24:D:1448:TYR:CE2	2.21	0.80
10:C32:64:LEU:HD12	10:C32:70:ILE:HD12	1.63	0.80
10:C32:453:LEU:CD1	10:C32:486:LEU:HD21	2.11	0.80
1:R:1266:THR:HA	5:P:684:ARG:HH21	1.45	0.80
2:M:762:LEU:CB	2:M:813:ASN:HD22	1.83	0.80
2:M:833:GLU:OE1	4:T:667:ILE:CA	2.27	0.80
1:R8:1124:TRP:CZ3	1:R8:1170:LEU:O	2.35	0.80
2:M8:816:ARG:HH12	2:M8:849:LEU:C	1.88	0.80
2:M8:816:ARG:NH1	2:M8:850:TYR:N	2.30	0.80
2:M16:202:LYS:HZ2	2:M16:208:SER:C	1.87	0.80
2:M16:816:ARG:NH1	2:M16:850:TYR:N	2.30	0.80
5:P:47:ASN:OD1	5:P:471:SER:OG	1.99	0.80
10:C16:390:HIS:CD2	10:C16:452:LEU:CD1	2.64	0.80
10:C24:1699:LYS:CE	23:J24:722:LEU:HD22	2.11	0.80

*Continued on next page...*

*Continued from previous page...*

Atom-1	Atom-2	Interatomic distance (Å)	Clash overlap (Å)
14:W:638:VAL:HG11	15:J:561:PHE:HZ	1.39	0.80
10:C:1163:LEU:CD2	10:C:1166:SER:OG	2.30	0.80
18:B:618:VAL:HG12	18:B:621:VAL:HG23	1.60	0.80
18:B:1264:GLN:NE2	18:B:1394:TRP:CZ3	2.49	0.80
19:4:97:LEU:HD21	19:4:232:TYR:CG	2.15	0.80
19:48:97:LEU:HD21	19:48:232:TYR:CG	2.15	0.80
10:C32:249:THR:C	10:C32:251:GLY:N	2.37	0.80
1:R:1442:THR:HG21	3:N:13:ILE:HD12	1.63	0.80
3:N16:19:MET:CE	3:N16:23:GLY:C	2.51	0.80
8:L:1089:MET:HE1	9:K:1004:ARG:HE	1.46	0.80
9:K8:792:LEU:HG	9:K8:864:ILE:HD11	1.62	0.80
10:C16:407:LYS:HZ2	10:C16:465:PHE:HE2	1.28	0.80
10:C16:1661:LEU:HD23	10:C24:1565:GLN:HG3	1.64	0.80
13:V:815:TYR:OH	15:J:627:ILE:HD12	1.80	0.80
11:A16:112:ALA:CB	18:B:1416:LYS:HZ1	1.94	0.80
11:A32:703:ALA:O	24:D32:1398:ARG:CZ	2.29	0.80
18:B:1669:PRO:HG3	18:B:1748:HIS:CD2	2.16	0.80
18:B8:493:VAL:HG11	18:B8:520:ILE:HD13	1.61	0.80
18:B8:729:LEU:CD1	18:B8:1196:MET:HE1	2.11	0.80
18:B8:856:LEU:HD23	18:B8:860:HIS:CB	2.10	0.80
21:H:366:MET:HE1	22:I:332:MET:HE3	1.62	0.80
22:I8:290:ASP:OD1	22:I8:293:LYS:HE3	1.80	0.80
22:I24:131:ARG:CD	23:J24:557:ARG:NH2	2.44	0.80
22:I24:146:SER:OG	23:J24:574:ARG:NH1	2.13	0.80
24:D24:342:LEU:HD11	24:D24:348:MET:HE3	1.63	0.80
2:M16:833:GLU:OE1	4:T16:667:ILE:CA	2.27	0.80
5:P8:645:LEU:HD21	5:P8:697:VAL:HG22	1.63	0.80
9:K:1248:LEU:CD1	9:K:1265:ILE:HD12	2.11	0.80
9:K8:955:TYR:CE1	9:K8:985:PHE:CB	2.63	0.80
10:C16:1430:ARG:HG3	10:C16:1482:MET:HE2	1.60	0.80
11:A24:737:GLU:CD	24:D16:871:ARG:HE	1.88	0.80
10:C24:386:ASN:O	10:C24:390:HIS:CD2	2.35	0.80
11:A40:270:VAL:HG12	11:A40:274:MET:HB3	1.62	0.80
10:C:758:GLN:NE2	10:C:819:GLN:HG2	1.96	0.80
10:C8:556:VAL:HG12	10:C8:565:ARG:NH2	1.96	0.80
10:C8:1560:GLN:OE1	10:C8:1601:TYR:CD1	2.34	0.80
11:A32:703:ALA:HB1	24:D32:1398:ARG:NH1	1.95	0.80
18:B:65:LEU:HD23	18:B:79:ILE:HD12	1.62	0.80
18:B:1101:TYR:CE1	18:B:1105:LEU:HD11	2.17	0.80
18:B8:1669:PRO:HG3	18:B8:1748:HIS:CD2	2.16	0.80
20:E8:52:VAL:HG11	20:E8:121:VAL:HG21	1.62	0.80

*Continued on next page...*

*Continued from previous page...*

Atom-1	Atom-2	Interatomic distance (Å)	Clash overlap (Å)
24:D24:853:MET:HB3	24:D24:885:TYR:CE2	2.16	0.80
1:R:1124:TRP:CZ3	1:R:1170:LEU:O	2.35	0.80
1:R:1424:LYS:HZ1	6:O:105:ASN:ND2	1.78	0.80
2:M:820:LEU:HD13	2:M:820:LEU:C	2.05	0.80
2:M8:627:TYR:HD2	3:N8:167:LEU:HA	1.44	0.80
2:M16:202:LYS:HE3	2:M16:206:SER:OG	1.81	0.80
6:O16:82:LEU:CD2	6:O16:103:MET:CE	2.59	0.80
9:K:919:MET:SD	9:K:938:PHE:CD2	2.75	0.80
9:K:1085:TYR:CZ	9:K:1093:SER:CB	2.64	0.80
9:K8:1248:LEU:CD1	9:K8:1265:ILE:HD12	2.10	0.80
11:A24:212:LYS:HE2	11:A24:585:MET:HE1	0.80	0.80
11:A24:390:ALA:HB2	24:D16:1099:ARG:HB2	1.63	0.80
10:C24:565:ARG:CD	10:C24:568:TRP:HE3	1.91	0.80
14:W:715:ASP:HA	10:C8:1568:ARG:HH11	1.00	0.80
10:C:453:LEU:CD1	10:C:486:LEU:HD21	2.11	0.80
18:B:583:ARG:NH1	18:B:711:CYS:CB	2.43	0.80
19:48:250:ILE:CB	20:E8:165:ARG:HH22	1.95	0.80
22:I:131:ARG:CD	23:J32:557:ARG:NH2	2.44	0.80
22:I8:146:SER:OG	23:J8:574:ARG:NH1	2.13	0.80
21:H16:247:GLU:OE2	22:I16:181:LEU:CD2	2.30	0.80
10:C32:578:LEU:HB3	10:C32:584:ILE:HD13	1.62	0.80
2:M16:377:ARG:CZ	2:M16:477:ASP:HB3	2.12	0.80
5:P:401:ARG:HD3	5:P:414:VAL:HG21	1.63	0.80
5:P:645:LEU:HD21	5:P:697:VAL:HG22	1.62	0.80
7:Q8:187:TRP:HH2	7:Q8:207:GLN:HE22	1.29	0.80
9:K:1180:TRP:CG	9:K:1261:MET:HE2	2.17	0.80
10:C16:1619:PRO:C	10:C16:1621:LYS:H	1.89	0.80
11:A24:607:ARG:HH22	24:D16:914:PHE:HD1	1.29	0.80
10:C24:389:LEU:CD2	10:C24:447:PHE:CE1	2.60	0.80
10:C24:453:LEU:CD1	10:C24:486:LEU:HD21	2.11	0.80
10:C24:1708:ARG:HH21	21:H24:275:LYS:CE	1.94	0.80
13:V:790:GLN:CD	14:W:674:GLN:HE22	1.90	0.80
10:C8:670:GLU:O	10:C8:671:LYS:N	2.14	0.80
11:A16:11:THR:HG21	22:I:162:GLN:HE21	1.47	0.80
19:48:250:ILE:CD1	20:E8:165:ARG:NH2	2.43	0.80
21:H8:247:GLU:OE2	22:I8:181:LEU:CD2	2.30	0.80
21:H16:244:ARG:HH21	22:I16:177:VAL:HG13	1.47	0.80
1:R16:1381:GLU:O	1:R16:1382:LYS:CG	2.28	0.80
2:M16:627:TYR:HE1	3:N16:162:THR:CG2	1.95	0.80
5:P:175:MET:HE1	5:P:436:ALA:HB2	1.64	0.80
5:P8:187:TRP:CH2	5:P8:191:ARG:HD3	2.16	0.80

*Continued on next page...*

*Continued from previous page...*

Atom-1	Atom-2	Interatomic distance (Å)	Clash overlap (Å)
6:O8:82:LEU:CD2	6:O8:103:MET:CE	2.59	0.80
6:O8:164:GLY:O	6:O8:166:PRO:HD3	1.81	0.80
9:K:959:TRP:CE2	9:K:992:GLN:HB3	2.16	0.80
10:C24:1691:GLU:OE2	23:J24:735:LYS:HA	1.82	0.80
11:A40:212:LYS:HE2	11:A40:585:MET:HE1	0.80	0.80
13:V:861:PHE:HZ	14:W:742:VAL:HG22	1.47	0.80
10:C:64:LEU:HD12	10:C:70:ILE:HD12	1.63	0.80
10:C8:1790:GLN:O	10:C8:1794:THR:OG1	1.98	0.80
11:A16:707:LEU:CD2	11:A16:767:ARG:NH2	2.43	0.80
18:B:268:GLN:NE2	18:B:323:GLU:HB3	1.96	0.80
21:H24:247:GLU:OE2	22:I24:181:LEU:CD2	2.30	0.80
12:A48:707:LEU:CD2	12:A48:767:ARG:NH2	2.43	0.80
1:R:1460:MET:HE3	1:R:1463:GLN:OE1	1.81	0.80
5:P8:101:LEU:CD2	5:P8:133:TYR:CD2	2.65	0.80
9:K:1048:GLN:HG3	9:K:1074:ARG:HH22	1.47	0.80
10:C16:345:MET:HE3	10:C16:401:ILE:HD11	1.46	0.80
10:C16:452:LEU:HD23	10:C16:452:LEU:H	1.44	0.80
10:C24:1619:PRO:C	10:C24:1621:LYS:H	1.89	0.80
13:V:825:GLN:HA	14:W:707:LYS:HZ2	1.46	0.80
15:J:623:GLU:OE2	15:J:626:ARG:CZ	2.30	0.80
10:C:18:THR:HG23	10:C:883:GLU:CG	2.12	0.80
11:A16:557:LEU:CD2	11:A16:561:ASP:HB3	2.12	0.80
18:B:493:VAL:HG11	18:B:520:ILE:HD13	1.61	0.80
18:B:789:LEU:HD23	18:B:793:LEU:CD1	2.12	0.80
18:B8:1205:ILE:HD11	18:B8:1271:PHE:HD2	1.43	0.80
18:B8:1264:GLN:NE2	18:B8:1394:TRP:CZ3	2.50	0.80
20:E:49:THR:HG23	20:E:121:VAL:CG1	2.11	0.80
22:I8:131:ARG:CD	23:J8:557:ARG:NH2	2.44	0.80
10:C32:670:GLU:O	10:C32:671:LYS:N	2.14	0.80
10:C32:1619:PRO:C	10:C32:1621:LYS:H	1.89	0.80
12:A48:312:LEU:CD1	12:A48:364:ILE:HD11	2.12	0.80
2:M:399:THR:HB	2:M:480:ARG:HH21	1.47	0.80
6:O:180:GLY:C	6:O:182:GLU:H	1.90	0.80
5:P8:394:ASN:C	5:P8:396:SER:H	1.90	0.80
10:C16:453:LEU:CD1	10:C16:486:LEU:HD21	2.11	0.80
11:A24:270:VAL:HG12	11:A24:274:MET:HB3	1.62	0.80
10:C:643:LEU:HD11	10:C:679:ARG:HH12	1.41	0.80
10:C:1790:GLN:O	10:C:1794:THR:OG1	1.98	0.80
11:A32:90:PHE:CE1	18:B8:1788:ILE:HG22	2.15	0.80
20:E:473:LEU:HD23	20:E:480:MET:SD	2.22	0.80
10:C32:565:ARG:NH1	10:C32:602:VAL:HG13	1.97	0.80

*Continued on next page...*

*Continued from previous page...*

Atom-1	Atom-2	Interatomic distance (Å)	Clash overlap (Å)
9:K:916:LYS:HG2	9:K:919:MET:HE1	1.55	0.80
10:C16:1074:LEU:HD12	10:C16:1074:LEU:C	2.06	0.80
10:C24:1790:GLN:O	10:C24:1794:THR:OG1	1.98	0.80
11:A40:312:LEU:CD1	11:A40:364:ILE:HD11	2.12	0.80
13:V:745:LEU:HD13	15:J:557:ARG:NH1	1.97	0.80
10:C:453:LEU:CD2	10:C:459:LEU:HD11	2.08	0.80
10:C:1560:GLN:OE1	10:C:1601:TYR:CE1	2.35	0.80
10:C8:64:LEU:HD12	10:C8:70:ILE:HD12	1.63	0.80
11:A32:212:LYS:HE2	11:A32:585:MET:HE1	0.80	0.80
11:A32:706:SER:CB	24:D32:1398:ARG:HG2	2.12	0.80
18:B:460:PRO:HB2	18:B:562:ARG:NH1	1.97	0.80
19:4:313:LEU:HD21	19:4:322:LEU:HD13	1.63	0.80
19:48:332:PRO:HD3	20:E8:294:VAL:HG13	1.61	0.80
22:I16:155:PHE:CE1	22:I16:159:ARG:HD2	2.17	0.80
10:C32:390:HIS:CE1	10:C32:452:LEU:HD22	2.16	0.80
10:C32:1624:LEU:HD23	10:C32:1628:SER:HB2	1.64	0.80
2:M:816:ARG:NH1	2:M:850:TYR:N	2.30	0.79
1:R8:1466:LYS:CD	6:O8:160:LEU:CD2	2.60	0.79
5:P8:611:LEU:CA	5:P8:629:ARG:NH2	2.46	0.79
6:O8:28:SER:OG	6:O8:30:ASN:OD1	2.00	0.79
5:P16:497:LEU:HA	6:O16:290:MET:HE1	1.63	0.79
9:K:788:LEU:HD23	9:K:856:ILE:HD11	1.64	0.79
11:A24:156:MET:HG2	11:A24:555:HIS:CE1	1.93	0.79
11:A24:312:LEU:CD1	11:A24:364:ILE:HD11	2.12	0.79
10:C24:1708:ARG:NH2	21:H24:275:LYS:HE2	1.96	0.79
12:A:798:PHE:HE1	12:A:847:ARG:CZ	1.91	0.79
11:A32:11:THR:HG21	22:I24:162:GLN:HE21	1.47	0.79
11:A32:312:LEU:CD1	11:A32:364:ILE:HD11	2.12	0.79
11:A32:707:LEU:CD2	11:A32:767:ARG:NH2	2.43	0.79
18:B:729:LEU:CD1	18:B:1196:MET:HE1	2.11	0.79
20:E8:473:LEU:HD23	20:E8:480:MET:SD	2.22	0.79
21:H16:366:MET:HE1	22:I16:332:MET:HE3	1.62	0.79
10:C32:1163:LEU:CD2	10:C32:1166:SER:OG	2.29	0.79
3:N8:263:TRP:HE1	3:N8:279:GLY:HA2	1.47	0.79
1:R16:1139:ARG:HB2	1:R16:1157:ARG:CZ	2.12	0.79
1:R16:1212:SER:OG	1:R16:1218:LYS:NZ	2.15	0.79
5:P:187:TRP:CH2	5:P:191:ARG:HD3	2.15	0.79
7:Q8:295:SER:C	7:Q8:297:VAL:H	1.91	0.79
10:C16:110:ARG:HH11	10:C16:118:LEU:HD11	1.00	0.79
10:C16:565:ARG:HD2	10:C16:568:TRP:CD2	2.17	0.79
10:C16:1163:LEU:CD2	10:C16:1166:SER:OG	2.29	0.79

*Continued on next page...*

*Continued from previous page...*

Atom-1	Atom-2	Interatomic distance (Å)	Clash overlap (Å)
10:C16:1499:ASN:OD1	10:C24:1661:LEU:HB2	1.82	0.79
10:C24:345:MET:HE3	10:C24:401:ILE:HD13	1.49	0.79
11:A40:557:LEU:CD2	11:A40:561:ASP:HB3	2.12	0.79
10:C:386:ASN:O	10:C:390:HIS:CD2	2.34	0.79
10:C8:758:GLN:NE2	10:C8:819:GLN:HG2	1.96	0.79
11:A32:698:LYS:CE	24:D32:1393:GLY:HA2	2.12	0.79
18:B8:719:GLU:OE2	18:B8:766:LYS:NZ	2.15	0.79
18:B8:856:LEU:HD11	18:B8:907:SER:HB2	1.64	0.79
21:H:247:GLU:OE2	22:I:181:LEU:CD2	2.30	0.79
22:I16:131:ARG:CD	23:J16:557:ARG:NH2	2.44	0.79
24:D40:342:LEU:HD11	24:D40:348:MET:HE3	1.63	0.79
10:C32:75:GLN:HE21	10:C32:112:PRO:HG3	1.46	0.79
10:C32:1250:ALA:HB2	10:C32:1309:ARG:HH12	1.48	0.79
1:R:1190:VAL:HG21	24:D:1457:SER:HA	1.65	0.79
2:M:417:ARG:CA	8:L:346:TRP:HZ2	1.96	0.79
1:R8:1101:ARG:HD2	24:D40:1459:LEU:O	1.81	0.79
1:R8:1381:GLU:O	1:R8:1382:LYS:HG3	1.82	0.79
2:M16:672:TYR:CB	2:M16:680:LYS:HD3	2.12	0.79
3:N16:263:TRP:HE1	3:N16:279:GLY:HA2	1.47	0.79
7:Q8:27:GLN:HE22	7:Q8:33:ARG:HG2	1.45	0.79
6:O16:164:GLY:O	6:O16:166:PRO:HD3	1.82	0.79
10:C16:1335:ILE:O	10:C16:1337:LEU:N	2.16	0.79
11:A24:390:ALA:HB1	24:D16:1099:ARG:CD	2.11	0.79
10:C24:1283:LEU:HD23	10:C24:1287:MET:HG3	1.64	0.79
11:A40:156:MET:HA	11:A40:555:HIS:HD2	1.43	0.79
11:A40:445:ASN:CG	17:F16:65:ARG:NH1	2.28	0.79
13:V:909:ALA:HB3	14:W:787:MET:HE2	1.63	0.79
10:C:407:LYS:CG	10:C:465:PHE:HZ	1.94	0.79
10:C:565:ARG:CD	10:C:568:TRP:HE3	1.92	0.79
18:B:1121:ALA:O	18:B:1123:ASN:N	2.15	0.79
18:B:1130:LEU:CD2	18:B:1132:TRP:HE1	1.93	0.79
19:48:189:LEU:CD2	19:48:203:LEU:HD23	2.13	0.79
22:I8:155:PHE:CE1	22:I8:159:ARG:HD2	2.17	0.79
2:M:210:GLN:CD	10:C:529:GLN:HE21	1.89	0.79
2:M:377:ARG:CZ	2:M:477:ASP:HB3	2.12	0.79
2:M16:399:THR:HB	2:M16:480:ARG:HH21	1.47	0.79
9:K:695:GLU:OE1	9:K:820:TYR:OH	2.00	0.79
9:K:1048:GLN:OE1	9:K:1128:ARG:CG	2.29	0.79
9:K8:1049:ASP:O	9:K8:1050:GLU:C	2.13	0.79
10:C24:278:ARG:NH1	10:C24:327:ILE:HG23	1.98	0.79
10:C24:565:ARG:HD2	10:C24:568:TRP:CD2	2.17	0.79

*Continued on next page...*



*Continued from previous page...*

Atom-1	Atom-2	Interatomic distance (Å)	Clash overlap (Å)
10:C24:1163:LEU:CD2	10:C24:1166:SER:OG	2.30	0.79
12:A:212:LYS:HE2	12:A:585:MET:HE1	0.80	0.79
10:C:565:ARG:HD2	10:C:568:TRP:CD2	2.17	0.79
10:C:1250:ALA:HB2	10:C:1309:ARG:HH12	1.47	0.79
10:C8:249:THR:C	10:C8:251:GLY:N	2.36	0.79
10:C8:1560:GLN:OE1	10:C8:1601:TYR:CE1	2.35	0.79
10:C8:1624:LEU:HD23	10:C8:1628:SER:HB2	1.65	0.79
17:F24:74:ILE:C	17:F24:76:ASP:N	2.38	0.79
18:B:1130:LEU:CD2	18:B:1132:TRP:NE1	2.45	0.79
18:B8:460:PRO:HB2	18:B8:562:ARG:NH1	1.97	0.79
18:B8:1121:ALA:O	18:B8:1123:ASN:N	2.15	0.79
18:B8:1161:LEU:CD2	18:B8:1164:GLU:OE2	2.31	0.79
22:I:290:ASP:OD1	22:I:293:LYS:HE3	1.80	0.79
21:H16:312:GLN:CG	21:H16:316:ILE:CD1	2.39	0.79
10:C32:1283:LEU:HD23	10:C32:1287:MET:HG3	1.64	0.79
10:C32:1285:VAL:HG21	10:C32:1738:MET:HE3	1.61	0.79
10:C32:1466:ARG:NH1	12:A48:127:SER:OG	2.16	0.79
1:R:1381:GLU:O	1:R:1382:LYS:HG3	1.82	0.79
7:Q:187:TRP:HH2	7:Q:207:GLN:HE22	1.29	0.79
8:L8:1064:ASP:OD2	9:K8:1101:GLU:OE1	1.99	0.79
9:K8:1214:TYR:CB	9:K8:1269:CYS:SG	2.71	0.79
10:C24:64:LEU:HD12	10:C24:70:ILE:HD12	1.63	0.79
10:C24:1466:ARG:NH1	11:A40:127:SER:OG	2.16	0.79
10:C:565:ARG:HH22	10:C:569:PHE:HD2	1.28	0.79
10:C8:578:LEU:HB3	10:C8:584:ILE:HD13	1.63	0.79
10:C8:639:MET:O	10:C8:643:LEU:HD13	1.82	0.79
18:B:1045:LYS:HZ1	18:B:1100:LEU:CD2	1.95	0.79
18:B:1161:LEU:CD2	18:B:1164:GLU:OE2	2.31	0.79
20:E8:432:ILE:HB	24:D40:72:GLU:HG2	1.65	0.79
22:I:131:ARG:NE	23:J32:557:ARG:NH2	2.31	0.79
22:I:155:PHE:CE1	22:I:159:ARG:HD2	2.17	0.79
24:D40:873:ARG:HH11	24:D40:884:ASP:HB3	0.99	0.79
10:C32:1335:ILE:O	10:C32:1337:LEU:N	2.16	0.79
10:C32:1560:GLN:OE1	10:C32:1601:TYR:CE1	2.35	0.79
7:Q:166:GLU:OE2	7:Q:169:ARG:NH2	2.16	0.79
5:P8:614:VAL:CB	5:P8:629:ARG:NH2	2.45	0.79
10:C16:64:LEU:HD12	10:C16:70:ILE:HD12	1.63	0.79
10:C16:1272:GLN:CD	10:C16:1289:LYS:HD2	2.08	0.79
10:C16:1466:ARG:NH1	11:A24:127:SER:OG	2.16	0.79
10:C16:1618:SER:O	10:C16:1620:ILE:N	2.15	0.79
10:C24:1335:ILE:O	10:C24:1337:LEU:N	2.16	0.79

*Continued on next page...*



*Continued from previous page...*

Atom-1	Atom-2	Interatomic distance (Å)	Clash overlap (Å)
13:V:730:GLN:N	13:V:731:PRO:HD2	1.95	0.79
10:C:1618:SER:O	10:C:1620:ILE:N	2.15	0.79
10:C8:1265:ARG:NH2	16:A8:115:SER:OG	2.16	0.79
10:C8:1272:GLN:CD	10:C8:1289:LYS:HD2	2.08	0.79
11:A16:312:LEU:CD1	11:A16:364:ILE:HD11	2.12	0.79
11:A32:557:LEU:CD2	11:A32:561:ASP:HB3	2.12	0.79
18:B:1279:THR:OG1	18:B:1289:ASP:OD1	1.99	0.79
19:4:126:ARG:HH12	19:4:134:LYS:C	1.91	0.79
21:H8:322:LEU:HD22	22:I8:300:LEU:CG	2.13	0.79
21:H24:247:GLU:OE2	22:I24:181:LEU:HD23	1.80	0.79
22:I24:131:ARG:NE	23:J24:557:ARG:NH2	2.31	0.79
10:C32:386:ASN:O	10:C32:390:HIS:CD2	2.35	0.79
10:C32:837:ARG:NH2	10:C32:890:ASP:HB3	1.98	0.79
5:P:497:LEU:HA	6:O:290:MET:HE1	1.63	0.79
5:P8:497:LEU:HA	6:O8:290:MET:HE1	1.63	0.79
6:O16:28:SER:OG	6:O16:30:ASN:OD1	1.99	0.79
10:C16:1034:SER:N	10:C16:1218:ARG:HH22	1.81	0.79
10:C16:1250:ALA:HB2	10:C16:1309:ARG:HH12	1.47	0.79
10:C:663:ILE:CG2	10:C:667:ILE:CD1	2.61	0.79
10:C8:75:GLN:HE21	10:C8:112:PRO:HG3	1.46	0.79
18:B:856:LEU:HD11	18:B:907:SER:HB2	1.64	0.79
18:B:1045:LYS:HZ3	18:B:1100:LEU:HD23	1.47	0.79
18:B:1164:GLU:OE1	18:B:1399:ILE:CG2	2.31	0.79
18:B:1803:THR:C	18:B:1805:GLU:N	2.41	0.79
21:H24:244:ARG:HH21	22:I24:177:VAL:HG13	1.47	0.79
1:R:1078:SER:CB	5:P:713:LEU:CD2	2.61	0.79
1:R:1324:ASP:OD1	10:C:1180:ILE:CB	2.31	0.79
1:R8:1460:MET:HE3	1:R8:1463:GLN:OE1	1.81	0.79
5:P8:105:ARG:HH22	5:P8:133:TYR:HB3	1.48	0.79
7:Q16:219:GLY:HA2	7:Q16:221:TRP:NE1	1.98	0.79
8:L8:1064:ASP:OD2	9:K8:1101:GLU:CD	2.26	0.79
9:K:751:LEU:HD22	9:K:754:ARG:HH11	1.47	0.79
10:C16:663:ILE:CG2	10:C16:667:ILE:CD1	2.61	0.79
10:C16:1283:LEU:HD23	10:C16:1287:MET:HG3	1.64	0.79
10:C24:663:ILE:CG2	10:C24:667:ILE:CD1	2.61	0.79
12:A:557:LEU:CD2	12:A:561:ASP:HB3	2.12	0.79
10:C:453:LEU:CB	10:C:486:LEU:CD2	2.61	0.79
10:C:702:LEU:O	10:C:794:LYS:NZ	2.16	0.79
18:B8:846:SER:HG	18:B8:899:LYS:HZ3	1.30	0.79
19:48:126:ARG:HH12	19:48:134:LYS:C	1.91	0.79
22:I8:131:ARG:NE	23:J8:557:ARG:NH2	2.31	0.79

*Continued on next page...*

*Continued from previous page...*

Atom-1	Atom-2	Interatomic distance (Å)	Clash overlap (Å)
22:I24:155:PHE:CE1	22:I24:159:ARG:HD2	2.17	0.79
23:J16:686:MET:HE1	23:J16:694:ARG:HH21	1.43	0.79
12:A48:557:LEU:CD2	12:A48:561:ASP:HB3	2.12	0.79
1:R:1424:LYS:HZ2	6:O:105:ASN:HD21	0.81	0.79
3:N:263:TRP:HE1	3:N:279:GLY:HA2	1.46	0.79
9:K8:695:GLU:OE1	9:K8:820:TYR:OH	2.00	0.79
10:C16:453:LEU:CB	10:C16:486:LEU:CD2	2.61	0.79
10:C16:837:ARG:NH2	10:C16:890:ASP:HB3	1.98	0.79
10:C16:1560:GLN:OE1	10:C16:1601:TYR:CE1	2.35	0.79
11:A24:557:LEU:CD2	11:A24:561:ASP:HB3	2.12	0.79
10:C24:407:LYS:CE	10:C24:465:PHE:HE2	1.93	0.79
10:C24:1547:LYS:HZ3	24:D24:1405:GLY:CA	1.96	0.79
11:A40:103:GLU:CD	21:H16:323:TYR:CZ	2.61	0.79
14:W:714:LEU:O	10:C8:1568:ARG:NH1	2.16	0.79
10:C:75:GLN:NE2	10:C:112:PRO:HG3	1.98	0.79
10:C:278:ARG:NH1	10:C:327:ILE:HG23	1.98	0.79
10:C8:1163:LEU:CD2	10:C8:1166:SER:OG	2.29	0.79
10:C8:1466:ARG:NH1	16:A8:127:SER:OG	2.16	0.79
18:B:771:MET:HE3	18:B:840:VAL:CG1	2.12	0.79
18:B8:968:PHE:CB	18:B8:1040:MET:CE	2.60	0.79
21:H8:244:ARG:HH21	22:I8:177:VAL:HG13	1.47	0.79
22:I16:131:ARG:NE	23:J16:557:ARG:NH2	2.31	0.79
10:C32:390:HIS:CG	10:C32:452:LEU:CB	2.65	0.79
10:C32:761:VAL:HG21	10:C32:826:TYR:HA	1.65	0.79
1:R:979:GLN:HB2	24:D:1438:ALA:CB	2.13	0.79
2:M:552:PHE:HZ	2:M:559:PHE:HE2	1.28	0.79
2:M8:377:ARG:CZ	2:M8:477:ASP:HB3	2.12	0.79
6:O8:180:GLY:C	6:O8:182:GLU:H	1.90	0.79
7:Q8:219:GLY:HA2	7:Q8:221:TRP:NE1	1.98	0.79
7:Q16:295:SER:C	7:Q16:297:VAL:H	1.91	0.79
9:K8:614:PHE:C	9:K8:683:GLN:HE22	1.91	0.79
10:C16:453:LEU:CD2	10:C16:459:LEU:HD11	2.08	0.79
10:C16:1814:LYS:HE2	23:J32:738:MET:SD	2.22	0.79
10:C24:1703:ILE:CD1	10:C24:1741:MET:CE	2.61	0.79
12:A:312:LEU:CD1	12:A:364:ILE:HD11	2.12	0.79
13:V:783:TRP:HZ2	14:W:671:GLU:HG3	1.49	0.79
10:C8:453:LEU:CB	10:C8:486:LEU:CD2	2.61	0.79
11:A16:212:LYS:HE2	11:A16:585:MET:HE1	0.80	0.79
11:A16:703:ALA:O	24:D16:1398:ARG:NH1	2.16	0.79
18:B:719:GLU:OE2	18:B:766:LYS:NZ	2.15	0.79
20:E8:49:THR:HG23	20:E8:121:VAL:CG1	2.11	0.79

*Continued on next page...*

*Continued from previous page...*

Atom-1	Atom-2	Interatomic distance (Å)	Clash overlap (Å)
24:D16:342:LEU:HD11	24:D16:348:MET:HE3	1.63	0.79
24:D40:749:ARG:NH1	24:D40:963:GLN:O	2.16	0.79
1:R:1165:MET:HE3	1:R:1220:GLN:CG	2.14	0.78
1:R:1212:SER:OG	1:R:1218:LYS:NZ	2.15	0.78
1:R8:1212:SER:OG	1:R8:1218:LYS:NZ	2.15	0.78
1:R16:1460:MET:HE3	1:R16:1463:GLN:OE1	1.81	0.78
6:O:28:SER:OG	6:O:30:ASN:OD1	1.99	0.78
6:O:82:LEU:CD2	6:O:103:MET:CE	2.59	0.78
6:O:164:GLY:O	6:O:166:PRO:HD3	1.82	0.78
8:L:601:HIS:HE1	8:L:631:LEU:HD22	0.97	0.78
9:K8:847:LEU:HD23	9:K8:910:SER:OG	1.83	0.78
10:C16:1624:LEU:HD23	10:C16:1628:SER:HB2	1.64	0.78
10:C24:390:HIS:CG	10:C24:452:LEU:CB	2.66	0.78
10:C24:764:ILE:HD12	10:C24:781:VAL:HG21	1.66	0.78
10:C24:837:ARG:NH2	10:C24:890:ASP:HB3	1.98	0.78
12:A:440:LEU:HB3	12:A:443:LEU:HD12	1.57	0.78
18:B:1768:ILE:CG2	18:B:1770:THR:HG22	2.09	0.78
18:B8:1101:TYR:CE1	18:B8:1105:LEU:HD11	2.17	0.78
19:4:189:LEU:CD2	19:4:203:LEU:HD23	2.13	0.78
23:J8:686:MET:HE1	23:J8:694:ARG:HH21	1.43	0.78
21:H16:322:LEU:HD22	22:I16:300:LEU:CG	2.13	0.78
2:M:847:PHE:CB	4:T:656:TRP:CH2	2.45	0.78
3:N:19:MET:HE2	3:N:23:GLY:HA2	1.65	0.78
1:R8:1078:SER:HB2	5:P8:713:LEU:HD21	1.65	0.78
1:R16:1381:GLU:O	1:R16:1382:LYS:HG3	1.82	0.78
5:P16:394:ASN:C	5:P16:396:SER:H	1.90	0.78
6:O16:180:GLY:C	6:O16:182:GLU:H	1.90	0.78
7:Q16:27:GLN:HE22	7:Q16:33:ARG:HG2	1.45	0.78
10:C16:1265:ARG:NH2	11:A24:115:SER:OG	2.16	0.78
10:C16:1626:GLN:HE21	10:C16:1692:LYS:HZ3	1.27	0.78
10:C16:1703:ILE:CD1	10:C16:1741:MET:CE	2.61	0.78
10:C24:702:LEU:O	10:C24:794:LYS:NZ	2.15	0.78
10:C24:1560:GLN:OE1	10:C24:1601:TYR:CE1	2.35	0.78
14:W:746:THR:CG2	15:J:675:ASN:HD21	1.96	0.78
10:C8:702:LEU:O	10:C8:794:LYS:NZ	2.16	0.78
10:C8:1703:ILE:CD1	10:C8:1741:MET:CE	2.61	0.78
17:F:74:ILE:CG2	17:F:76:ASP:HB2	2.13	0.78
18:B8:789:LEU:HD23	18:B8:793:LEU:CD1	2.12	0.78
10:C32:1618:SER:O	10:C32:1620:ILE:N	2.15	0.78
10:C32:1703:ILE:CD1	10:C32:1741:MET:CE	2.61	0.78
3:N:116:ILE:CG2	3:N:177:TYR:CE1	2.67	0.78

*Continued on next page...*

*Continued from previous page...*

Atom-1	Atom-2	Interatomic distance (Å)	Clash overlap (Å)
1:R8:1165:MET:HE3	1:R8:1220:GLN:CG	2.14	0.78
6:O:282:GLU:HB2	6:O:284:TRP:CZ2	2.19	0.78
7:Q8:166:GLU:OE2	7:Q8:169:ARG:NH2	2.16	0.78
7:Q16:166:GLU:OE2	7:Q16:169:ARG:NH2	2.16	0.78
9:K8:751:LEU:HD22	9:K8:754:ARG:HH11	1.46	0.78
9:K8:792:LEU:HD23	9:K8:864:ILE:CD1	2.13	0.78
10:C16:565:ARG:HH22	10:C16:569:PHE:HD2	1.28	0.78
10:C16:761:VAL:HG21	10:C16:826:TYR:HA	1.65	0.78
10:C8:556:VAL:HG13	10:C8:565:ARG:NH2	1.94	0.78
11:A32:112:ALA:CB	18:B8:1416:LYS:NZ	2.46	0.78
11:A32:706:SER:HB2	24:D32:1398:ARG:HD3	1.65	0.78
17:F24:74:ILE:CG2	17:F24:76:ASP:HB2	2.13	0.78
18:B:968:PHE:CB	18:B:1040:MET:CE	2.60	0.78
18:B:1505:MET:CE	18:B:1518:VAL:HG21	2.13	0.78
18:B8:583:ARG:NH1	18:B8:711:CYS:CB	2.43	0.78
18:B8:771:MET:HE3	18:B8:840:VAL:CG1	2.12	0.78
24:D8:342:LEU:HD11	24:D8:348:MET:HE3	1.63	0.78
10:C32:278:ARG:NH1	10:C32:327:ILE:HG23	1.98	0.78
10:C32:407:LYS:HZ2	10:C32:465:PHE:HE2	1.27	0.78
5:P:394:ASN:C	5:P:396:SER:H	1.90	0.78
6:O8:282:GLU:HB2	6:O8:284:TRP:CZ2	2.19	0.78
5:P16:592:SER:C	5:P16:594:ILE:H	1.90	0.78
6:O16:282:GLU:HB2	6:O16:284:TRP:CZ2	2.19	0.78
9:K8:1048:GLN:HG3	9:K8:1074:ARG:HH22	1.47	0.78
10:C16:1541:PHE:CE1	10:C16:1649:LYS:HD2	2.19	0.78
10:C16:1622:SER:OG	10:C16:1623:ILE:N	2.08	0.78
10:C24:627:VAL:CG1	10:C24:628:GLY:H	1.95	0.78
10:C:1335:ILE:O	10:C:1337:LEU:N	2.16	0.78
11:A16:112:ALA:CB	18:B:1416:LYS:NZ	2.46	0.78
11:A16:676:TYR:OH	24:D16:1394:SER:C	2.27	0.78
18:B8:1505:MET:CE	18:B8:1518:VAL:HG21	2.12	0.78
21:H:244:ARG:HH21	22:I:177:VAL:HG13	1.47	0.78
23:J32:686:MET:HE1	23:J32:694:ARG:HH21	1.43	0.78
10:C32:110:ARG:HH12	10:C32:118:LEU:HD11	1.41	0.78
1:R:979:GLN:CD	24:D:1438:ALA:H	1.91	0.78
1:R8:1266:THR:CA	5:P8:684:ARG:HH22	1.94	0.78
1:R16:1442:THR:HG21	3:N16:13:ILE:HD12	1.63	0.78
5:P16:112:LEU:HD21	5:P16:122:TYR:CE2	2.18	0.78
9:K:786:GLN:HE22	9:K:794:ARG:NH1	1.81	0.78
10:C16:345:MET:HE3	10:C16:401:ILE:HD13	1.49	0.78
10:C16:1688:ARG:HG2	23:J32:735:LYS:HE3	1.64	0.78

*Continued on next page...*

*Continued from previous page...*

Atom-1	Atom-2	Interatomic distance (Å)	Clash overlap (Å)
10:C24:1272:GLN:CD	10:C24:1289:LYS:HD2	2.08	0.78
13:V:847:ASN:ND2	14:W:723:TYR:HE1	1.82	0.78
14:W:585:ILE:HD12	15:J:576:LEU:HD12	1.64	0.78
10:C:1619:PRO:C	10:C:1621:LYS:H	1.89	0.78
10:C8:1250:ALA:HB2	10:C8:1309:ARG:HH12	1.47	0.78
10:C8:1283:LEU:HD23	10:C8:1287:MET:HG3	1.65	0.78
11:A16:711:ARG:HD3	24:D16:1398:ARG:CG	2.14	0.78
11:A32:91:GLU:HB2	18:B8:1112:LYS:HZ3	0.89	0.78
18:B8:90:ILE:HD12	18:B8:105:VAL:CG2	2.14	0.78
18:B8:1768:ILE:CG2	18:B8:1770:THR:HG22	2.09	0.78
18:B8:1803:THR:C	18:B8:1805:GLU:H	1.91	0.78
24:D:342:LEU:HD11	24:D:348:MET:HE3	1.63	0.78
24:D32:342:LEU:HD11	24:D32:348:MET:HE3	1.63	0.78
24:D32:749:ARG:HH22	24:D40:397:ALA:H	0.84	0.78
12:A48:212:LYS:HE2	12:A48:585:MET:HE1	0.80	0.78
2:M:762:LEU:CB	2:M:813:ASN:HD21	1.85	0.78
2:M8:540:TYR:CD1	2:M8:555:LEU:CD2	2.67	0.78
7:Q:219:GLY:HA2	7:Q:221:TRP:NE1	1.98	0.78
5:P8:158:VAL:CG1	5:P8:248:ILE:HG23	2.13	0.78
5:P16:112:LEU:HD22	5:P16:122:TYR:CG	2.11	0.78
10:C16:1271:PHE:CZ	10:C16:1284:ASP:OD1	2.29	0.78
10:C8:1335:ILE:O	10:C8:1337:LEU:N	2.16	0.78
11:A16:246:SER:OG	11:A16:500:ASP:OD2	2.02	0.78
18:B8:1164:GLU:OE1	18:B8:1399:ILE:CG2	2.31	0.78
18:B8:1210:CYS:HG	18:B8:1234:MET:CE	1.80	0.78
19:4:250:ILE:CB	20:E:165:ARG:HH22	1.95	0.78
20:E:429:PRO:CB	24:D:69:VAL:HG22	2.14	0.78
21:H24:322:LEU:HD22	22:I24:300:LEU:CG	2.13	0.78
24:D32:1109:LEU:CD2	24:D32:1156:SER:HB2	2.14	0.78
10:C32:1010:ALA:N	10:C32:1192:ARG:HH21	1.81	0.78
1:R8:1075:LYS:HE2	5:P8:713:LEU:O	1.83	0.78
2:M8:351:ALA:HB1	8:L8:219:ILE:HG22	1.61	0.78
2:M8:625:HIS:HA	3:N8:165:GLY:CA	2.10	0.78
5:P:401:ARG:HH21	5:P:404:ILE:CG2	1.93	0.78
7:Q:125:TYR:CD1	7:Q:167:GLY:HA2	2.19	0.78
5:P8:73:ASN:HB2	6:O8:5:MET:SD	2.24	0.78
7:Q16:125:TYR:CD1	7:Q16:167:GLY:HA2	2.19	0.78
9:K:1049:ASP:O	9:K:1050:GLU:C	2.13	0.78
9:K8:792:LEU:CD2	9:K8:864:ILE:CD1	2.62	0.78
10:C16:278:ARG:NH1	10:C16:327:ILE:HG23	1.98	0.78
10:C24:453:LEU:CD2	10:C24:459:LEU:HD11	2.08	0.78

*Continued on next page...*

*Continued from previous page...*

Atom-1	Atom-2	Interatomic distance (Å)	Clash overlap (Å)
10:C24:453:LEU:CB	10:C24:486:LEU:CD2	2.61	0.78
10:C24:1265:ARG:NH2	11:A40:115:SER:OG	2.16	0.78
10:C24:1618:SER:O	10:C24:1620:ILE:N	2.15	0.78
12:A:127:SER:OG	10:C:1466:ARG:NH1	2.16	0.78
10:C:1272:GLN:CD	10:C:1289:LYS:HD2	2.08	0.78
10:C8:278:ARG:NH1	10:C8:327:ILE:HG23	1.98	0.78
11:A16:148:LEU:CD1	18:B:1956:ILE:CD1	2.61	0.78
11:A32:212:LYS:HE3	11:A32:585:MET:SD	2.24	0.78
18:B:90:ILE:HD12	18:B:105:VAL:CG2	2.14	0.78
18:B:603:PHE:HB2	18:B:619:ARG:CZ	2.13	0.78
10:C32:75:GLN:NE2	10:C32:112:PRO:HG3	1.98	0.78
2:M16:625:HIS:HA	3:N16:165:GLY:CA	2.10	0.78
5:P:220:GLU:OE2	5:P:232:ARG:CZ	2.32	0.78
5:P:592:SER:C	5:P:594:ILE:H	1.90	0.78
7:Q:295:SER:C	7:Q:297:VAL:H	1.91	0.78
9:K16:894:LYS:HZ1	9:K16:1057:GLU:HB3	1.48	0.78
10:C16:1424:GLN:NE2	10:C16:1478:VAL:HG11	1.99	0.78
10:C24:75:GLN:NE2	10:C24:112:PRO:HG3	1.98	0.78
10:C24:1126:ASP:OD2	24:D24:1069:GLY:HA3	1.82	0.78
10:C24:1424:GLN:NE2	10:C24:1478:VAL:HG11	1.99	0.78
12:A:115:SER:OG	10:C:1265:ARG:NH2	2.16	0.78
13:V:902:MET:HG3	15:J:696:LEU:HD21	1.66	0.78
14:W:517:GLU:N	14:W:605:ASN:N	2.32	0.78
14:W:598:ILE:HG23	14:W:626:LEU:CD2	2.14	0.78
10:C:764:ILE:HD12	10:C:781:VAL:HG21	1.66	0.78
10:C:837:ARG:NH2	10:C:890:ASP:HB3	1.98	0.78
10:C:1034:SER:N	10:C:1218:ARG:HH22	1.81	0.78
11:A32:112:ALA:HB1	18:B8:1416:LYS:HZ1	1.44	0.78
18:B8:603:PHE:HB2	18:B8:619:ARG:CZ	2.13	0.78
18:B8:1668:PHE:CZ	18:B8:1731:PHE:CD2	2.72	0.78
21:H8:204:LEU:HD21	22:I8:140:CYS:SG	2.24	0.78
2:M16:225:ASP:CB	2:M16:606:GLN:NE2	2.47	0.78
5:P:11:GLY:N	5:P:26:TYR:OH	2.17	0.78
5:P8:291:LEU:HD12	5:P8:299:CYS:SG	2.24	0.78
10:C16:453:LEU:HD22	10:C16:459:LEU:HD22	1.60	0.78
10:C16:702:LEU:O	10:C16:794:LYS:NZ	2.15	0.78
10:C24:1074:LEU:CG	18:B8:256:VAL:O	2.31	0.78
11:A32:148:LEU:CD1	18:B8:1956:ILE:CD1	2.61	0.78
18:B:1668:PHE:CZ	18:B:1731:PHE:CD2	2.72	0.78
18:B8:690:TRP:CZ3	18:B8:739:VAL:HG21	2.19	0.78
18:B8:842:ASN:O	18:B8:899:LYS:NZ	2.17	0.78

*Continued on next page...*



*Continued from previous page...*

Atom-1	Atom-2	Interatomic distance (Å)	Clash overlap (Å)
18:B8:1130:LEU:CD2	18:B8:1132:TRP:NE1	2.45	0.78
21:H24:204:LEU:HD21	22:I24:140:CYS:SG	2.24	0.78
2:M:225:ASP:CB	2:M:606:GLN:NE2	2.47	0.78
3:N8:19:MET:HE2	3:N8:23:GLY:HA2	1.65	0.78
3:N8:116:ILE:CG2	3:N8:177:TYR:CE1	2.67	0.78
1:R16:1165:MET:HE3	1:R16:1220:GLN:CG	2.14	0.78
2:M16:217:ILE:HD11	3:N16:28:THR:HG21	1.66	0.78
8:L8:608:PHE:CE2	8:L8:635:MET:CB	2.66	0.78
8:L8:1041:SER:CB	8:L8:1054:HIS:HE1	1.92	0.78
9:K8:786:GLN:HE22	9:K8:794:ARG:NH1	1.81	0.78
10:C16:390:HIS:HD2	10:C16:452:LEU:CD2	1.97	0.78
11:A24:212:LYS:CE	11:A24:585:MET:HE3	2.14	0.78
10:C24:1034:SER:N	10:C24:1218:ARG:HH22	1.81	0.78
14:W:739:ARG:NH2	15:J:664:GLN:NE2	2.32	0.78
10:C8:837:ARG:NH2	10:C8:890:ASP:HB3	1.98	0.78
10:C8:1034:SER:N	10:C8:1218:ARG:HH22	1.81	0.78
10:C8:1541:PHE:CE1	10:C8:1649:LYS:HD2	2.19	0.78
18:B:603:PHE:CB	18:B:619:ARG:CZ	2.62	0.78
18:B8:603:PHE:CB	18:B8:619:ARG:CZ	2.62	0.78
18:B8:771:MET:CE	18:B8:840:VAL:HG11	2.13	0.78
19:4:100:ILE:CD1	19:4:274:PHE:HE1	1.97	0.78
24:D32:1099:ARG:HG3	24:D32:1101:HIS:NE2	1.99	0.78
10:C32:664:ASN:HA	10:C32:667:ILE:HG13	1.66	0.78
10:C32:1424:GLN:NE2	10:C32:1478:VAL:HG11	1.99	0.78
2:M8:225:ASP:HB3	2:M8:606:GLN:NE2	1.99	0.77
2:M16:420:CYS:HB3	8:L16:391:TRP:CH2	2.19	0.77
7:Q:244:ILE:HG23	7:Q:289:TYR:OH	1.85	0.77
8:L:1074:ARG:HD2	9:K:1089:LYS:HB3	1.66	0.77
9:K:1214:TYR:CB	9:K:1269:CYS:SG	2.71	0.77
11:A24:54:ASN:HB3	11:A24:59:GLN:NE2	1.98	0.77
10:C24:878:ARG:HH21	10:C24:885:VAL:HG23	1.49	0.77
11:A40:212:LYS:HE3	11:A40:585:MET:SD	2.24	0.77
10:C:65:PRO:CG	10:C:96:ARG:NH2	2.44	0.77
10:C:761:VAL:HG21	10:C:826:TYR:HA	1.65	0.77
10:C8:75:GLN:NE2	10:C8:112:PRO:HG3	1.98	0.77
11:A32:90:PHE:CE1	18:B8:1788:ILE:HG23	2.11	0.77
11:A32:91:GLU:CG	18:B8:1112:LYS:HZ3	1.97	0.77
17:F16:74:ILE:CG2	17:F16:76:ASP:HB2	2.14	0.77
19:4:109:GLN:O	19:4:418:LYS:CE	2.32	0.77
22:I:290:ASP:OD1	22:I:293:LYS:HD2	1.85	0.77
22:I8:171:MET:HE2	23:J8:592:VAL:HG13	1.65	0.77

*Continued on next page...*



*Continued from previous page...*

Atom-1	Atom-2	Interatomic distance (Å)	Clash overlap (Å)
10:C32:453:LEU:CB	10:C32:486:LEU:CD2	2.61	0.77
1:R:1266:THR:OG1	5:P:684:ARG:NH2	2.16	0.77
2:M8:225:ASP:CB	2:M8:606:GLN:NE2	2.47	0.77
2:M8:571:TYR:CD1	2:M8:595:LEU:HD12	2.19	0.77
1:R16:634:ARG:HD3	4:T16:160:HIS:CE1	2.19	0.77
1:R16:1101:ARG:NH1	1:R16:1188:TYR:CD2	2.53	0.77
5:P16:291:LEU:HD12	5:P16:299:CYS:SG	2.24	0.77
9:K:1048:GLN:CD	9:K:1128:ARG:HG2	2.09	0.77
11:A24:1:MET:SD	22:I8:151:GLU:OE1	2.43	0.77
12:A:207:TYR:HB3	12:A:536:HIS:NE2	1.99	0.77
10:C:1549:VAL:HG13	10:C:1592:VAL:CG1	2.15	0.77
10:C8:453:LEU:HB2	10:C8:486:LEU:HD23	1.67	0.77
10:C8:798:VAL:HG11	10:C8:802:TRP:CH2	2.20	0.77
11:A16:54:ASN:HB3	11:A16:59:GLN:NE2	1.98	0.77
18:B:442:SER:O	18:B:449:ARG:NH2	2.16	0.77
18:B8:1130:LEU:CD2	18:B8:1132:TRP:HE1	1.93	0.77
19:48:183:ARG:NH1	19:48:245:GLY:CA	2.32	0.77
21:H:204:LEU:HD21	22:I:140:CYS:SG	2.24	0.77
21:H8:322:LEU:HD13	23:J8:689:LEU:CG	2.14	0.77
10:C32:1265:ARG:NH2	12:A48:115:SER:OG	2.16	0.77
2:M:202:LYS:HZ2	2:M:208:SER:C	1.86	0.77
3:N:158:TRP:CD2	3:N:179:LEU:CD2	2.67	0.77
7:Q:279:LEU:HD21	7:Q:315:GLY:HA3	1.66	0.77
5:P8:592:SER:C	5:P8:594:ILE:H	1.90	0.77
5:P16:220:GLU:OE2	5:P16:232:ARG:CZ	2.32	0.77
9:K:840:TRP:HZ3	9:K:907:ILE:HD12	1.48	0.77
9:K8:1198:LEU:HD12	9:K8:1267:LEU:HD22	1.64	0.77
10:C16:1547:LYS:HE2	24:D8:1405:GLY:H	1.48	0.77
11:A40:207:TYR:HB3	11:A40:536:HIS:NE2	2.00	0.77
10:C:407:LYS:NZ	10:C:465:PHE:HE2	1.82	0.77
10:C:1624:LEU:HD23	10:C:1628:SER:HB2	1.65	0.77
10:C:1703:ILE:CD1	10:C:1741:MET:CE	2.61	0.77
10:C8:1466:ARG:NH2	16:A8:124:ASN:HA	2.00	0.77
18:B8:428:GLN:CG	18:B8:584:ARG:CZ	2.46	0.77
21:H24:243:LEU:HD11	23:J24:603:LEU:HG	1.66	0.77
2:M:217:ILE:HD11	3:N:28:THR:HG21	1.66	0.77
5:P:158:VAL:CG1	5:P:248:ILE:HG23	2.13	0.77
5:P:401:ARG:HD2	5:P:414:VAL:CG1	2.15	0.77
5:P8:11:GLY:N	5:P8:26:TYR:OH	2.17	0.77
9:K:847:LEU:HD23	9:K:910:SER:OG	1.83	0.77
9:K:923:ILE:HG22	9:K:929:ARG:HE	1.50	0.77

*Continued on next page...*

*Continued from previous page...*

Atom-1	Atom-2	Interatomic distance (Å)	Clash overlap (Å)
11:A24:747:MET:CE	24:D16:167:ARG:HH12	1.97	0.77
11:A40:207:TYR:HB3	11:A40:536:HIS:CD2	2.20	0.77
17:F8:74:ILE:C	17:F8:76:ASP:N	2.38	0.77
11:A32:1:MET:SD	22:I24:151:GLU:OE1	2.43	0.77
18:B8:442:SER:O	18:B8:449:ARG:NH2	2.16	0.77
18:B8:1940:ALA:HB3	18:B8:1950:ILE:CD1	2.14	0.77
20:E8:353:ILE:CB	20:E8:413:PHE:CE2	2.67	0.77
22:I:268:ARG:HG2	22:I:272:TYR:CE2	2.19	0.77
22:I16:199:PHE:HB3	23:J16:620:MET:SD	2.25	0.77
22:I16:290:ASP:OD1	22:I16:293:LYS:HD2	1.85	0.77
24:D:405:GLN:HG2	24:D16:10:ARG:HH11	1.04	0.77
10:C32:702:LEU:O	10:C32:794:LYS:NZ	2.15	0.77
10:C32:1549:VAL:HG13	10:C32:1592:VAL:CG1	2.14	0.77
1:R:1168:LEU:HD23	1:R:1216:ILE:HG13	1.66	0.77
2:M:250:LEU:HD13	2:M:286:SER:HB3	1.67	0.77
3:N16:158:TRP:CD2	3:N16:179:LEU:CD2	2.67	0.77
5:P8:220:GLU:OE2	5:P8:232:ARG:CZ	2.32	0.77
8:L16:856:LEU:HA	9:K16:1281:SER:OG	1.85	0.77
9:K8:923:ILE:HG22	9:K8:929:ARG:HE	1.50	0.77
9:K8:1142:ARG:HH21	9:K8:1204:THR:HA	1.48	0.77
10:C24:407:LYS:HZ2	10:C24:465:PHE:HE2	1.33	0.77
11:A32:54:ASN:HB3	11:A32:59:GLN:NE2	1.98	0.77
11:A32:207:TYR:HB3	11:A32:536:HIS:CD2	2.20	0.77
18:B:1803:THR:C	18:B:1805:GLU:H	1.91	0.77
19:4:251:ARG:HH21	19:4:254:LEU:HD23	1.50	0.77
21:H:243:LEU:HD11	23:J32:603:LEU:HG	1.66	0.77
21:H:322:LEU:HD22	22:I:300:LEU:CG	2.13	0.77
21:H16:204:LEU:HD21	22:I16:140:CYS:SG	2.24	0.77
12:A48:557:LEU:HD22	12:A48:561:ASP:HB3	1.67	0.77
1:R:1059:ILE:HG23	24:D:1448:TYR:OH	1.85	0.77
2:M8:593:HIS:HD2	3:N8:224:LEU:HD22	1.49	0.77
2:M8:669:ALA:HB2	2:M8:684:GLN:HE21	1.46	0.77
5:P:600:PHE:CG	5:P:638:SER:HB2	2.19	0.77
9:K:1019:ARG:HD3	9:K:1059:ARG:CD	2.14	0.77
9:K:1142:ARG:HH21	9:K:1204:THR:CA	1.98	0.77
9:K:1198:LEU:HD12	9:K:1267:LEU:HD22	1.64	0.77
9:K:1214:TYR:OH	9:K:1230:LEU:O	2.03	0.77
10:C16:75:GLN:NE2	10:C16:112:PRO:HG3	1.98	0.77
10:C16:627:VAL:CG1	10:C16:628:GLY:H	1.95	0.77
10:C24:761:VAL:HG21	10:C24:826:TYR:HA	1.65	0.77
10:C24:1541:PHE:CE1	10:C24:1649:LYS:HD2	2.18	0.77

*Continued on next page...*

*Continued from previous page...*

Atom-1	Atom-2	Interatomic distance (Å)	Clash overlap (Å)
11:A40:156:MET:HG2	11:A40:555:HIS:NE2	1.44	0.77
11:A40:246:SER:OG	11:A40:500:ASP:OD2	2.02	0.77
10:C:1250:ALA:CB	10:C:1309:ARG:NH1	2.48	0.77
10:C8:65:PRO:CG	10:C8:96:ARG:NH2	2.44	0.77
11:A16:629:LEU:C	11:A16:678:LYS:HZ3	1.91	0.77
17:F8:74:ILE:CG2	17:F8:76:ASP:HB2	2.14	0.77
11:A32:246:SER:OG	11:A32:500:ASP:OD2	2.02	0.77
18:B8:13:TRP:HB3	18:B8:46:TRP:CZ2	2.20	0.77
22:I:171:MET:HE2	23:J32:592:VAL:HG13	1.65	0.77
24:D40:1105:ALA:HB2	24:D40:1134:GLN:NE2	1.99	0.77
10:C32:1466:ARG:NH2	12:A48:124:ASN:HA	2.00	0.77
1:R:1033:LYS:HG2	24:D:1436:ARG:HE	1.47	0.77
2:M:246:ALA:HB3	2:M:247:PRO:HD3	1.67	0.77
2:M:403:LEU:HD21	2:M:425:ALA:HB3	1.67	0.77
1:R8:1191:LYS:HB2	24:D40:1453:GLU:HG2	1.66	0.77
2:M8:202:LYS:HZ1	2:M8:207:SER:C	1.93	0.77
3:N16:116:ILE:CG2	3:N16:177:TYR:CE1	2.67	0.77
5:P16:16:PHE:HE1	6:O16:311:LEU:CD1	1.93	0.77
10:C16:1250:ALA:CB	10:C16:1309:ARG:NH1	2.48	0.77
11:A24:207:TYR:HB3	11:A24:536:HIS:CD2	2.20	0.77
11:A40:1:MET:SD	22:I16:151:GLU:OE1	2.43	0.77
11:A40:607:ARG:CZ	24:D32:914:PHE:CE1	2.68	0.77
12:A:603:ALA:HB1	12:A:616:ARG:HD2	1.67	0.77
14:W:261:TRP:CZ2	14:W:265:MET:HE3	2.20	0.77
10:C:1358:ASP:HB3	10:C:1361:LYS:HB2	1.67	0.77
18:B:1940:ALA:HB3	18:B:1950:ILE:CD1	2.14	0.77
22:I8:207:PRO:C	22:I8:209:TRP:H	1.93	0.77
21:H16:322:LEU:HD13	23:J16:689:LEU:CG	2.14	0.77
10:C32:1530:PHE:CD1	12:A48:132:MET:HE2	2.20	0.77
2:M8:246:ALA:HB3	2:M8:247:PRO:HD3	1.67	0.77
5:P8:144:THR:O	5:P8:146:SER:N	2.17	0.77
7:Q8:125:TYR:CD1	7:Q8:167:GLY:HA2	2.19	0.77
7:Q8:244:ILE:HG23	7:Q8:289:TYR:OH	1.85	0.77
5:P16:73:ASN:HB2	6:O16:5:MET:SD	2.24	0.77
9:K:614:PHE:C	9:K:683:GLN:HE22	1.91	0.77
10:C16:962:PHE:HZ	10:C16:997:ILE:HD12	1.50	0.77
10:C24:453:LEU:HB2	10:C24:486:LEU:HD23	1.67	0.77
10:C8:960:PHE:CE2	10:C8:1138:GLU:CD	2.60	0.77
18:B:690:TRP:CZ3	18:B:739:VAL:HG21	2.19	0.77
19:48:109:GLN:O	19:48:418:LYS:CE	2.32	0.77
19:48:252:ARG:HG3	19:48:281:TRP:CZ2	2.19	0.77

*Continued on next page...*

*Continued from previous page...*

Atom-1	Atom-2	Interatomic distance (Å)	Clash overlap (Å)
21:H:361:ARG:NH1	22:I:357:GLU:OE2	2.18	0.77
21:H8:366:MET:HE1	22:I8:332:MET:HE3	1.62	0.77
10:C32:1272:GLN:CD	10:C32:1289:LYS:HD2	2.08	0.77
10:C32:1358:ASP:HB3	10:C32:1361:LYS:HB2	1.67	0.77
10:C32:1385:LEU:HB3	10:C32:1426:ARG:HH12	1.50	0.77
3:N8:158:TRP:CD2	3:N8:179:LEU:CD2	2.67	0.77
2:M16:225:ASP:HB3	2:M16:606:GLN:NE2	1.99	0.77
5:P:73:ASN:HB2	6:O:5:MET:SD	2.24	0.77
5:P16:158:VAL:CG1	5:P16:248:ILE:HG23	2.13	0.77
5:P16:217:PHE:CE1	5:P16:221:LEU:HD12	2.20	0.77
7:Q16:183:ARG:NH1	7:Q16:231:HIS:HE1	1.83	0.77
9:K8:1048:GLN:CD	9:K8:1128:ARG:HG2	2.09	0.77
10:C16:390:HIS:CD2	10:C16:452:LEU:HD22	2.20	0.77
10:C16:667:ILE:HG12	10:C16:670:GLU:H	1.50	0.77
11:A24:207:TYR:HB3	11:A24:536:HIS:NE2	2.00	0.77
10:C24:847:ARG:CZ	10:C24:903:ASN:CB	2.63	0.77
10:C24:1548:ILE:CG1	24:D24:1407:PHE:CE2	2.59	0.77
11:A40:437:LEU:HD11	11:A40:454:LYS:NZ	2.00	0.77
12:A:127:SER:CB	10:C:1466:ARG:NH1	2.48	0.77
10:C:627:VAL:CG1	10:C:628:GLY:H	1.95	0.77
10:C8:615:GLU:O	10:C8:619:LEU:HD12	1.85	0.77
10:C8:1618:SER:O	10:C8:1620:ILE:N	2.15	0.77
11:A16:207:TYR:HB3	11:A16:536:HIS:CD2	2.20	0.77
11:A16:798:PHE:HE1	11:A16:847:ARG:CZ	1.91	0.77
11:A32:603:ALA:HB1	11:A32:616:ARG:HD2	1.67	0.77
18:B:132:LEU:HD13	18:B:199:LEU:HD11	1.67	0.77
18:B:842:ASN:O	18:B:899:LYS:NZ	2.17	0.77
18:B8:132:LEU:HD13	18:B8:199:LEU:HD11	1.67	0.77
20:E8:434:TRP:CE2	24:D40:72:GLU:CB	2.52	0.77
23:J32:718:GLN:CD	23:J32:737:TRP:HZ3	1.83	0.77
21:H8:361:ARG:NH1	22:I8:357:GLU:OE2	2.18	0.77
12:A48:207:TYR:HB3	12:A48:536:HIS:NE2	2.00	0.77
2:M:254:LEU:HD22	2:M:283:ILE:HD11	1.67	0.77
2:M:571:TYR:CD1	2:M:595:LEU:HD12	2.19	0.77
2:M:639:GLN:NE2	3:N:269:LEU:CD1	2.39	0.77
1:R8:1139:ARG:NH1	1:R8:1157:ARG:CZ	2.28	0.77
2:M16:639:GLN:NE2	3:N16:269:LEU:CD1	2.39	0.77
5:P:144:THR:O	5:P:146:SER:N	2.17	0.77
7:Q8:279:LEU:HD21	7:Q8:315:GLY:HA3	1.66	0.77
6:O16:119:ARG:HE	6:O16:181:GLU:C	1.93	0.77
8:L16:1069:LEU:CG	9:K16:1086:VAL:HG11	2.14	0.77

*Continued on next page...*

*Continued from previous page...*

Atom-1	Atom-2	Interatomic distance (Å)	Clash overlap (Å)
9:K8:894:LYS:HD2	9:K8:1058:GLU:CG	2.14	0.77
10:C16:878:ARG:HH21	10:C16:885:VAL:HG23	1.49	0.77
10:C16:1466:ARG:NH1	11:A24:127:SER:CB	2.48	0.77
10:C16:1541:PHE:HE1	10:C16:1649:LYS:HD2	1.50	0.77
10:C24:667:ILE:HG12	10:C24:670:GLU:H	1.50	0.77
10:C24:1466:ARG:NH2	11:A40:124:ASN:HA	2.00	0.77
11:A40:468:VAL:O	11:A40:470:LEU:N	2.18	0.77
14:W:649:LEU:HD11	15:J:572:ASP:OD1	1.84	0.77
10:C:453:LEU:HD22	10:C:459:LEU:HD22	1.60	0.77
10:C8:764:ILE:HD12	10:C8:781:VAL:HG21	1.66	0.77
11:A16:91:GLU:N	18:B:1800:ARG:NH2	2.32	0.77
18:B:235:ARG:HH12	18:B:308:GLU:CD	1.92	0.77
18:B:313:ILE:CD1	18:B:331:TRP:CG	2.67	0.77
18:B:1045:LYS:NZ	18:B:1100:LEU:HD23	2.00	0.77
21:H:322:LEU:HD13	23:J32:689:LEU:CG	2.14	0.77
21:H:338:MET:HE3	23:J32:692:VAL:HG21	1.67	0.77
22:I:171:MET:HE1	23:J32:592:VAL:HG13	1.67	0.77
22:I24:171:MET:HE2	23:J24:592:VAL:HG13	1.65	0.77
22:I16:131:ARG:HG3	23:J16:557:ARG:HH22	1.46	0.77
10:C32:878:ARG:HH21	10:C32:885:VAL:HG23	1.49	0.77
12:A48:437:LEU:HD11	12:A48:454:LYS:NZ	2.00	0.77
2:M:202:LYS:HZ1	2:M:207:SER:C	1.93	0.76
1:R8:1168:LEU:HD23	1:R8:1216:ILE:HG13	1.66	0.76
2:M8:202:LYS:HE3	2:M8:206:SER:OG	1.81	0.76
2:M16:571:TYR:CD1	2:M16:595:LEU:HD12	2.19	0.76
2:M16:627:TYR:CE1	3:N16:162:THR:HB	2.19	0.76
5:P:217:PHE:CE1	5:P:221:LEU:HD12	2.20	0.76
5:P16:11:GLY:N	5:P16:26:TYR:OH	2.17	0.76
9:K8:788:LEU:HD23	9:K8:856:ILE:HD11	1.64	0.76
10:C16:847:ARG:CZ	10:C16:903:ASN:CB	2.63	0.76
11:A40:54:ASN:HB3	11:A40:59:GLN:NE2	1.98	0.76
12:A:246:SER:OG	12:A:500:ASP:OD2	2.02	0.76
12:A:437:LEU:HD11	12:A:454:LYS:NZ	2.00	0.76
10:C:1283:LEU:HD23	10:C:1287:MET:HG3	1.65	0.76
11:A16:603:ALA:HB1	11:A16:616:ARG:HD2	1.67	0.76
18:B:13:TRP:HB3	18:B:46:TRP:CZ2	2.20	0.76
18:B:603:PHE:HB3	18:B:619:ARG:HH12	1.50	0.76
18:B:1069:VAL:HA	18:B:1072:LEU:HD12	1.66	0.76
19:4:97:LEU:HD11	19:4:232:TYR:CD2	2.20	0.76
19:48:250:ILE:HG12	20:E8:165:ARG:NH2	2.00	0.76
20:E8:432:ILE:CG2	24:D40:72:GLU:HG2	2.15	0.76

*Continued on next page...*

*Continued from previous page...*

Atom-1	Atom-2	Interatomic distance (Å)	Clash overlap (Å)
22:I:207:PRO:C	22:I:209:TRP:H	1.93	0.76
21:H8:301:ARG:NH2	22:I8:284:GLU:OE2	2.18	0.76
21:H16:361:ARG:NH1	22:I16:357:GLU:OE2	2.18	0.76
24:D24:1330:ARG:NH2	24:D32:719:ARG:NH1	2.32	0.76
10:C32:1034:SER:N	10:C32:1218:ARG:HH22	1.81	0.76
10:C32:1068:THR:O	10:C32:1069:TYR:C	2.25	0.76
12:A48:207:TYR:HB3	12:A48:536:HIS:CD2	2.20	0.76
2:M8:217:ILE:HD11	3:N8:28:THR:HG21	1.66	0.76
2:M8:399:THR:HB	2:M8:480:ARG:HH21	1.47	0.76
4:T16:671:ILE:HD13	5:P16:699:SER:N	2.00	0.76
5:P:229:ASP:HA	5:P:333:GLN:OE1	1.85	0.76
5:P:291:LEU:HD12	5:P:299:CYS:SG	2.24	0.76
7:Q8:98:MET:HE2	7:Q8:110:VAL:HG11	1.67	0.76
5:P16:16:PHE:HE2	5:P16:461:HIS:HE1	1.33	0.76
9:K:792:LEU:HD12	9:K:864:ILE:HD13	1.23	0.76
11:A24:212:LYS:HE3	11:A24:585:MET:SD	2.24	0.76
10:C24:1074:LEU:CD2	18:B8:256:VAL:C	2.58	0.76
10:C24:1358:ASP:HB3	10:C24:1361:LYS:HB2	1.67	0.76
10:C24:1549:VAL:HG13	10:C24:1592:VAL:CG1	2.15	0.76
11:A40:11:THR:HG21	22:I16:162:GLN:HE21	1.47	0.76
12:A:132:MET:HE2	10:C:1530:PHE:CD1	2.20	0.76
12:A:212:LYS:HE3	12:A:585:MET:SD	2.24	0.76
12:A:557:LEU:HD22	12:A:561:ASP:HB3	1.67	0.76
10:C:1424:GLN:NE2	10:C:1478:VAL:HG11	1.99	0.76
10:C8:345:MET:HE3	10:C8:401:ILE:HD13	1.49	0.76
10:C8:1250:ALA:CB	10:C8:1309:ARG:NH1	2.48	0.76
10:C8:1328:PHE:CZ	10:C8:1377:ILE:HD11	2.18	0.76
10:C8:1424:GLN:NE2	10:C8:1478:VAL:HG11	1.99	0.76
10:C8:1682:VAL:HG21	10:C8:1758:LEU:CD2	2.16	0.76
11:A16:437:LEU:HD11	11:A16:454:LYS:NZ	2.00	0.76
11:A32:437:LEU:HD11	11:A32:454:LYS:NZ	2.00	0.76
11:A32:629:LEU:C	11:A32:678:LYS:HZ3	1.92	0.76
11:A32:764:LYS:HE2	19:48:36:LYS:HZ2	1.49	0.76
18:B:460:PRO:HB2	18:B:562:ARG:HH11	1.50	0.76
18:B:484:TYR:CE2	18:B:556:ILE:CD1	2.68	0.76
18:B8:313:ILE:CD1	18:B8:331:TRP:CG	2.67	0.76
19:48:100:ILE:CD1	19:48:274:PHE:HE1	1.97	0.76
21:H8:321:SER:HB3	21:H8:323:TYR:CE1	2.19	0.76
22:I24:171:MET:HE1	23:J24:592:VAL:HG13	1.68	0.76
22:I16:300:LEU:CD1	23:J16:689:LEU:HD21	2.16	0.76
10:C32:1250:ALA:CB	10:C32:1309:ARG:NH1	2.48	0.76

*Continued on next page...*



*Continued from previous page...*

Atom-1	Atom-2	Interatomic distance (Å)	Clash overlap (Å)
12:A48:212:LYS:HE3	12:A48:585:MET:SD	2.24	0.76
1:R:1381:GLU:O	1:R:1382:LYS:CG	2.27	0.76
1:R8:1265:PHE:CD2	5:P8:684:ARG:NH1	2.53	0.76
9:K8:950:LYS:HE3	9:K8:977:GLU:HB3	1.68	0.76
10:C16:1530:PHE:CD1	11:A24:132:MET:HE2	2.20	0.76
11:A24:468:VAL:O	11:A24:470:LEU:N	2.18	0.76
10:C24:615:GLU:O	10:C24:619:LEU:HD12	1.85	0.76
12:A:207:TYR:HB3	12:A:536:HIS:CD2	2.20	0.76
10:C:798:VAL:HG11	10:C:802:TRP:CH2	2.20	0.76
10:C:1328:PHE:CZ	10:C:1377:ILE:HD11	2.18	0.76
11:A16:90:PHE:HB2	18:B:1788:ILE:HD12	1.64	0.76
18:B8:235:ARG:HH12	18:B8:308:GLU:CD	1.92	0.76
18:B8:499:ILE:HD11	18:B8:545:VAL:HG21	1.66	0.76
22:I8:171:MET:HE1	23:J8:592:VAL:HG13	1.67	0.76
22:I8:290:ASP:OD1	22:I8:293:LYS:HD2	1.85	0.76
21:H24:322:LEU:HD13	23:J24:689:LEU:CG	2.14	0.76
21:H24:361:ARG:NH1	22:I24:357:GLU:OE2	2.18	0.76
22:I24:300:LEU:CD1	23:J24:689:LEU:HD21	2.16	0.76
24:D16:1099:ARG:HG3	24:D16:1101:HIS:NE2	2.00	0.76
10:C32:847:ARG:CZ	10:C32:903:ASN:CB	2.63	0.76
1:R:1422:SER:HB2	6:O:154:GLN:NE2	2.01	0.76
2:M:225:ASP:HB3	2:M:606:GLN:NE2	1.99	0.76
2:M8:669:ALA:HB1	2:M8:684:GLN:HG2	1.65	0.76
5:P8:12:GLU:O	5:P8:14:VAL:N	2.19	0.76
5:P8:229:ASP:HA	5:P8:333:GLN:OE1	1.85	0.76
5:P8:682:ARG:NH2	5:P8:689:GLU:OE1	2.19	0.76
5:P16:144:THR:O	5:P16:146:SER:N	2.17	0.76
8:L8:1058:ILE:HG23	9:K8:1083:ILE:HD11	1.67	0.76
8:L16:173:ASP:HB3	12:A48:783:PHE:HE1	1.38	0.76
9:K:975:MET:CE	9:K:1005:LEU:HD21	2.15	0.76
10:C16:453:LEU:HB2	10:C16:486:LEU:HD23	1.67	0.76
10:C16:1358:ASP:HB3	10:C16:1361:LYS:HB2	1.67	0.76
10:C24:1074:LEU:HD21	18:B8:256:VAL:CA	2.15	0.76
10:C24:1466:ARG:NH1	11:A40:127:SER:CB	2.49	0.76
10:C:615:GLU:O	10:C:619:LEU:HD12	1.85	0.76
11:A16:212:LYS:HE3	11:A16:585:MET:SD	2.24	0.76
11:A16:665:GLU:HG2	24:D16:1462:PHE:CE1	2.20	0.76
11:A32:207:TYR:HB3	11:A32:536:HIS:NE2	2.00	0.76
18:B:771:MET:CE	18:B:840:VAL:HG11	2.13	0.76
18:B8:603:PHE:HB3	18:B8:619:ARG:HH12	1.50	0.76
18:B8:1215:PHE:CZ	18:B8:1234:MET:SD	2.79	0.76

*Continued on next page...*



*Continued from previous page...*

Atom-1	Atom-2	Interatomic distance (Å)	Clash overlap (Å)
18:B8:1900:ILE:HD11	18:B8:1946:LEU:HD22	1.66	0.76
19:4:189:LEU:HD13	19:4:203:LEU:HG	1.66	0.76
20:E:353:ILE:CB	20:E:413:PHE:CE2	2.67	0.76
20:E:429:PRO:CG	24:D:69:VAL:HG22	2.15	0.76
19:48:250:ILE:CD1	20:E8:165:ARG:HH21	1.93	0.76
20:E8:447:ILE:CG2	20:E8:451:ILE:HG22	2.15	0.76
22:I8:300:LEU:HD22	23:J8:689:LEU:HD21	1.67	0.76
21:H24:288:THR:CB	23:J24:650:GLN:HE21	1.98	0.76
22:I24:207:PRO:C	22:I24:209:TRP:H	1.93	0.76
10:C32:798:VAL:HG11	10:C32:802:TRP:CH2	2.20	0.76
12:A48:246:SER:OG	12:A48:500:ASP:OD2	2.02	0.76
9:K8:788:LEU:O	9:K8:792:LEU:HD13	1.85	0.76
9:K16:894:LYS:HZ1	9:K16:1057:GLU:CB	1.93	0.76
10:C16:615:GLU:O	10:C16:619:LEU:HD12	1.85	0.76
10:C16:1549:VAL:HG13	10:C16:1592:VAL:CG1	2.14	0.76
11:A24:437:LEU:HD11	11:A24:454:LYS:NZ	2.00	0.76
10:C24:1385:LEU:HB3	10:C24:1426:ARG:HH12	1.50	0.76
11:A40:198:PRO:CB	11:A40:200:HIS:CE1	2.69	0.76
10:C:1282:CYS:HA	10:C:1738:MET:HE1	1.67	0.76
10:C8:1541:PHE:HE1	10:C8:1649:LYS:HD2	1.50	0.76
18:B:603:PHE:CB	18:B:619:ARG:NH2	2.48	0.76
18:B:1215:PHE:CZ	18:B:1234:MET:SD	2.78	0.76
20:E:447:ILE:CG2	20:E:451:ILE:HG22	2.15	0.76
22:I:304:LEU:HB3	22:I:305:PRO:HD3	1.67	0.76
21:H8:243:LEU:HD11	23:J8:603:LEU:HG	1.66	0.76
21:H8:312:GLN:CG	21:H8:316:ILE:CD1	2.39	0.76
22:I16:207:PRO:C	22:I16:209:TRP:H	1.93	0.76
22:I16:300:LEU:HD22	23:J16:689:LEU:HD21	1.67	0.76
10:C32:345:MET:HE1	10:C32:401:ILE:HD13	1.41	0.76
10:C32:1682:VAL:HG21	10:C32:1758:LEU:CD2	2.16	0.76
12:A48:198:PRO:CB	12:A48:200:HIS:CE1	2.69	0.76
1:R:1188:TYR:CZ	24:D:1459:LEU:HB3	2.20	0.76
2:M16:672:TYR:CG	2:M16:680:LYS:HD3	2.11	0.76
5:P:394:ASN:C	5:P:396:SER:N	2.44	0.76
7:Q:27:GLN:HE22	7:Q:33:ARG:HG2	1.45	0.76
7:Q:183:ARG:NH1	7:Q:231:HIS:HE1	1.83	0.76
5:P8:217:PHE:CE1	5:P8:221:LEU:HD12	2.20	0.76
5:P16:229:ASP:HA	5:P16:333:GLN:OE1	1.85	0.76
8:L8:270:LEU:HD21	12:A48:155:SER:HB3	1.65	0.76
8:L16:856:LEU:CD2	9:K16:1281:SER:OG	2.33	0.76
9:K8:994:TYR:CD2	9:K8:1023:LEU:HD11	2.21	0.76

*Continued on next page...*

*Continued from previous page...*

Atom-1	Atom-2	Interatomic distance (Å)	Clash overlap (Å)
9:K8:1142:ARG:HH21	9:K8:1204:THR:CA	1.98	0.76
11:A24:374:PHE:CE2	11:A24:426:ILE:HD12	2.21	0.76
10:C24:1250:ALA:HB2	10:C24:1309:ARG:HH12	1.48	0.76
10:C24:1278:ASP:OD2	21:H24:283:LYS:HG2	1.86	0.76
11:A40:557:LEU:HD22	11:A40:561:ASP:HB3	1.67	0.76
12:A:468:VAL:O	12:A:470:LEU:N	2.18	0.76
10:C:1220:SER:HA	10:C:1225:ARG:CZ	2.16	0.76
10:C:1624:LEU:CD2	10:C:1628:SER:HB2	2.16	0.76
10:C8:1333:HIS:HE1	10:C8:1337:LEU:HD23	1.51	0.76
11:A16:1:MET:SD	22:I:151:GLU:OE1	2.43	0.76
11:A16:557:LEU:HD22	11:A16:561:ASP:HB3	1.67	0.76
11:A32:90:PHE:HB2	18:B8:1788:ILE:HD12	1.61	0.76
18:B8:460:PRO:HB2	18:B8:562:ARG:HH11	1.50	0.76
18:B8:1045:LYS:NZ	18:B8:1100:LEU:HD23	2.00	0.76
18:B8:1069:VAL:HA	18:B8:1072:LEU:HD12	1.66	0.76
19:48:189:LEU:HD13	19:48:203:LEU:HG	1.66	0.76
21:H24:338:MET:HE3	23:J24:692:VAL:HG21	1.67	0.76
2:M8:639:GLN:NE2	3:N8:269:LEU:CD1	2.39	0.76
5:P16:467:GLN:NE2	6:O16:291:SER:CB	2.49	0.76
10:C16:1282:CYS:HA	10:C16:1738:MET:HE1	1.68	0.76
10:C16:1615:PHE:HB2	10:C16:1674:LEU:CD2	2.16	0.76
11:A24:323:LEU:HD21	17:F:74:ILE:HD12	1.68	0.76
10:C24:1530:PHE:CD1	11:A40:132:MET:HE2	2.20	0.76
10:C24:1624:LEU:HD23	10:C24:1628:SER:HB2	1.64	0.76
10:C24:1691:GLU:OE1	23:J24:735:LYS:HA	1.85	0.76
10:C24:1814:LYS:NZ	23:J24:738:MET:HB2	2.00	0.76
14:W:715:ASP:OD1	10:C8:1568:ARG:NE	2.19	0.76
10:C:1682:VAL:HG21	10:C:1758:LEU:CD2	2.16	0.76
10:C8:664:ASN:HA	10:C8:667:ILE:CG1	2.16	0.76
10:C8:761:VAL:HG21	10:C8:826:TYR:HA	1.65	0.76
10:C8:878:ARG:HH21	10:C8:885:VAL:HG23	1.49	0.76
10:C8:1385:LEU:HB3	10:C8:1426:ARG:HH12	1.50	0.76
10:C8:1615:PHE:HB2	10:C8:1674:LEU:CD2	2.16	0.76
10:C8:1624:LEU:CD2	10:C8:1628:SER:HB2	2.16	0.76
11:A16:98:ALA:O	18:B:1103:LYS:NZ	2.18	0.76
11:A16:207:TYR:HB3	11:A16:536:HIS:NE2	2.00	0.76
18:B8:1342:LEU:CD2	18:B8:1406:ALA:HB1	2.14	0.76
18:B8:1618:HIS:CE1	18:B8:1622:ILE:CD1	2.61	0.76
10:C32:1466:ARG:NH1	12:A48:127:SER:CB	2.48	0.76
12:A48:437:LEU:HD11	12:A48:454:LYS:HZ3	1.51	0.76
2:M:844:VAL:HG23	4:T:660:LEU:HD21	1.59	0.76

*Continued on next page...*

*Continued from previous page...*

Atom-1	Atom-2	Interatomic distance (Å)	Clash overlap (Å)
2:M16:202:LYS:HZ1	2:M16:207:SER:C	1.93	0.76
7:Q8:98:MET:CE	7:Q8:110:VAL:HG11	2.16	0.76
9:K:994:TYR:CD2	9:K:1023:LEU:HD11	2.21	0.76
9:K8:955:TYR:HE1	9:K8:985:PHE:HB2	1.48	0.76
10:C16:764:ILE:HD12	10:C16:781:VAL:HG21	1.66	0.76
10:C16:798:VAL:HG11	10:C16:802:TRP:CH2	2.20	0.76
11:A24:11:THR:HG21	22:I8:162:GLN:HE21	1.47	0.76
10:C24:1250:ALA:CB	10:C24:1309:ARG:NH1	2.48	0.76
10:C24:1615:PHE:HB2	10:C24:1674:LEU:CD2	2.16	0.76
11:A40:749:GLN:NE2	24:D24:1398:ARG:NE	2.34	0.76
13:V:818:THR:HA	13:V:824:TRP:NE1	1.99	0.76
14:W:584:CYS:SG	15:J:573:LYS:HD2	2.25	0.76
10:C:345:MET:HE3	10:C:401:ILE:HD13	1.50	0.76
10:C:453:LEU:HB2	10:C:486:LEU:HD23	1.67	0.76
10:C8:1282:CYS:HA	10:C8:1738:MET:HE1	1.67	0.76
11:A32:98:ALA:O	18:B8:1103:LYS:NZ	2.18	0.76
11:A32:468:VAL:O	11:A32:470:LEU:N	2.18	0.76
18:B:671:MET:HE2	18:B:736:ALA:HB2	1.67	0.76
18:B:1649:SER:O	18:B:1653:LEU:HB2	1.85	0.76
18:B8:484:TYR:CE2	18:B8:556:ILE:CD1	2.68	0.76
19:4:365:GLU:CD	19:4:442:ARG:HH21	1.92	0.76
20:E:49:THR:HA	20:E:121:VAL:HG11	1.68	0.76
21:H:262:GLU:OE1	23:J32:648:TYR:OH	2.04	0.76
22:I8:199:PHE:HB3	23:J8:620:MET:SD	2.24	0.76
22:I24:304:LEU:HB3	22:I24:305:PRO:HD3	1.68	0.76
10:C32:615:GLU:O	10:C32:619:LEU:HD12	1.85	0.76
10:C32:764:ILE:HD12	10:C32:781:VAL:HG21	1.66	0.76
2:M8:730:GLU:CD	8:L16:504:GLN:NE2	2.44	0.76
2:M16:672:TYR:CD2	2:M16:680:LYS:CE	2.68	0.76
5:P:607:PHE:CZ	5:P:633:LEU:HD13	2.21	0.76
9:K8:853:ALA:HB1	9:K8:856:ILE:HD12	1.68	0.76
10:C16:1220:SER:HA	10:C16:1225:ARG:CZ	2.16	0.76
10:C24:1220:SER:HA	10:C24:1225:ARG:CZ	2.16	0.76
10:C24:1333:HIS:HE1	10:C24:1337:LEU:CD2	1.99	0.76
11:A40:629:LEU:C	11:A40:678:LYS:HZ3	1.93	0.76
12:A:374:PHE:CE2	12:A:426:ILE:HD12	2.21	0.76
14:W:698:LEU:HD12	15:J:617:LEU:CD2	2.15	0.76
10:C:1050:HIS:CD2	10:C:1086:LYS:HZ1	1.88	0.76
10:C:1154:TRP:CZ2	10:C:1158:HIS:NE2	2.54	0.76
10:C8:453:LEU:CD2	10:C8:459:LEU:HD11	2.08	0.76
10:C8:847:ARG:CZ	10:C8:903:ASN:CB	2.63	0.76

*Continued on next page...*

*Continued from previous page...*

Atom-1	Atom-2	Interatomic distance (Å)	Clash overlap (Å)
11:A32:587:VAL:HG21	11:A32:636:PHE:HE1	1.51	0.76
18:B:410:GLN:HE21	18:B:538:ARG:HH21	1.33	0.76
18:B:428:GLN:CG	18:B:584:ARG:CZ	2.46	0.76
18:B:1342:LEU:CD2	18:B:1406:ALA:HB1	2.13	0.76
18:B8:410:GLN:HE21	18:B8:538:ARG:HH21	1.33	0.76
22:I24:300:LEU:HD22	23:J24:689:LEU:HD21	1.67	0.76
21:H16:243:LEU:HD11	23:J16:603:LEU:HG	1.66	0.76
10:C32:627:VAL:CG1	10:C32:628:GLY:H	1.95	0.76
2:M:202:LYS:HE3	2:M:206:SER:OG	1.81	0.76
5:P:16:PHE:HE1	6:O:311:LEU:CD1	1.93	0.76
5:P:578:LEU:HD11	5:P:608:LYS:HD3	1.68	0.76
6:O8:119:ARG:HE	6:O8:181:GLU:C	1.93	0.76
5:P16:578:LEU:HD11	5:P16:608:LYS:HD3	1.68	0.76
7:Q16:219:GLY:HA2	7:Q16:221:TRP:HE1	1.50	0.76
10:C16:407:LYS:CE	10:C16:465:PHE:HE2	1.93	0.76
10:C16:1285:VAL:HG21	10:C16:1738:MET:HE3	1.61	0.76
10:C16:1303:LEU:HD13	10:C16:1323:LEU:CD2	2.16	0.76
10:C16:1333:HIS:HE1	10:C16:1337:LEU:CD2	1.99	0.76
11:A24:198:PRO:CB	11:A24:200:HIS:CE1	2.69	0.76
11:A24:603:ALA:HB1	11:A24:616:ARG:HD2	1.67	0.76
10:C24:847:ARG:NH2	10:C24:911:ILE:H	1.84	0.76
12:A:124:ASN:HA	10:C:1466:ARG:NH2	2.00	0.76
10:C:847:ARG:CZ	10:C:903:ASN:CB	2.63	0.76
10:C8:1220:SER:HA	10:C8:1225:ARG:CZ	2.16	0.76
17:F16:71:GLU:C	17:F16:73:GLY:N	2.42	0.76
17:F16:74:ILE:C	17:F16:76:ASP:N	2.38	0.76
18:B8:1725:THR:CG2	18:B8:1830:LEU:HD22	2.15	0.76
18:B8:1803:THR:C	18:B8:1805:GLU:N	2.41	0.76
18:B8:1831:LEU:HD12	18:B8:1902:THR:HG23	1.66	0.76
21:H16:288:THR:CB	23:J16:650:GLN:HE21	1.98	0.76
10:C32:1045:GLN:O	10:C32:1049:SER:OG	2.04	0.76
12:A48:629:LEU:C	12:A48:678:LYS:HZ3	1.94	0.76
1:R:1078:SER:HB2	5:P:713:LEU:CD2	2.12	0.75
1:R8:1101:ARG:NE	24:D40:1459:LEU:O	2.19	0.75
6:O:119:ARG:HE	6:O:181:GLU:C	1.93	0.75
5:P8:16:PHE:HE2	5:P8:461:HIS:HE1	1.34	0.75
8:L16:173:ASP:OD2	12:A48:797:VAL:HG13	1.86	0.75
9:K8:649:MET:CG	9:K8:704:ARG:HH22	1.99	0.75
10:C24:225:LEU:HD21	10:C24:388:TYR:OH	1.87	0.75
10:C24:1303:LEU:CD1	10:C24:1323:LEU:HD23	2.17	0.75
10:C24:1328:PHE:CZ	10:C24:1377:ILE:HD11	2.18	0.75

*Continued on next page...*

*Continued from previous page...*

Atom-1	Atom-2	Interatomic distance (Å)	Clash overlap (Å)
10:C8:1333:HIS:HE1	10:C8:1337:LEU:CD2	1.99	0.75
10:C8:1466:ARG:NH1	16:A8:127:SER:CB	2.48	0.75
11:A16:587:VAL:HG21	11:A16:636:PHE:HE1	1.51	0.75
11:A32:43:LEU:HD23	23:J24:700:LEU:HD23	1.67	0.75
18:B:499:ILE:HD11	18:B:545:VAL:HG21	1.66	0.75
18:B8:856:LEU:HD23	18:B8:860:HIS:HB3	1.68	0.75
19:48:97:LEU:HD11	19:48:232:TYR:CD2	2.20	0.75
19:48:251:ARG:HH21	19:48:254:LEU:HD23	1.50	0.75
22:I24:199:PHE:HB3	23:J24:620:MET:SD	2.24	0.75
10:C32:453:LEU:HD22	10:C32:459:LEU:HD22	1.60	0.75
2:M8:627:TYR:CD2	3:N8:167:LEU:CA	2.68	0.75
3:N8:19:MET:CE	3:N8:23:GLY:C	2.50	0.75
5:P:188:LEU:CD2	5:P:380:MET:HE1	2.16	0.75
7:Q:149:VAL:CG2	7:Q:187:TRP:CZ2	2.70	0.75
5:P8:614:VAL:HG23	5:P8:629:ARG:HH21	1.49	0.75
7:Q8:149:VAL:CG2	7:Q8:187:TRP:CZ2	2.70	0.75
8:L8:1092:LEU:HD13	9:K8:999:PHE:CD2	2.20	0.75
9:K:1085:TYR:CZ	9:K:1093:SER:HB2	2.14	0.75
9:K8:1214:TYR:OH	9:K8:1230:LEU:O	2.03	0.75
10:C16:1133:ILE:HG13	10:C16:1152:LYS:HZ2	1.50	0.75
10:C24:1352:GLN:OE1	10:C24:1357:LEU:HD12	1.87	0.75
10:C24:1615:PHE:CB	10:C24:1674:LEU:HD23	2.17	0.75
11:A40:374:PHE:CE2	11:A40:426:ILE:HD12	2.21	0.75
13:V:787:ILE:CD1	15:J:592:VAL:CG1	2.64	0.75
10:C:1045:GLN:O	10:C:1049:SER:OG	2.04	0.75
10:C8:847:ARG:NH2	10:C8:911:ILE:H	1.84	0.75
18:B:609:TYR:CE2	18:B:610:VAL:HG22	2.21	0.75
18:B:958:ARG:HG3	18:B:1029:THR:CG2	2.16	0.75
21:H:312:GLN:HE22	22:I:290:ASP:CB	1.99	0.75
21:H8:262:GLU:OE1	23:J8:648:TYR:OH	2.04	0.75
21:H16:262:GLU:OE1	23:J16:648:TYR:OH	2.04	0.75
24:D:1:MET:HB2	24:D:882:GLU:CD	2.11	0.75
10:C32:1624:LEU:CD2	10:C32:1628:SER:HB2	2.15	0.75
1:R:1486:SER:HA	2:M:177:VAL:HG23	1.69	0.75
2:M:399:THR:CG2	2:M:480:ARG:NH2	2.41	0.75
2:M8:403:LEU:HD21	2:M8:425:ALA:HB3	1.67	0.75
2:M16:185:ARG:HH12	2:M16:213:LEU:HD12	1.51	0.75
2:M16:833:GLU:HG3	2:M16:836:ARG:HH21	1.51	0.75
7:Q:341:GLN:HG2	10:C8:751:ARG:HH11	1.42	0.75
7:Q8:219:GLY:HA2	7:Q8:221:TRP:HE1	1.50	0.75
7:Q16:98:MET:HE2	7:Q16:110:VAL:HG11	1.67	0.75

*Continued on next page...*

*Continued from previous page...*

Atom-1	Atom-2	Interatomic distance (Å)	Clash overlap (Å)
8:L8:1092:LEU:CD1	9:K8:999:PHE:HD2	1.99	0.75
9:K:1142:ARG:HH21	9:K:1204:THR:HA	1.48	0.75
10:C16:8:VAL:HG23	10:C16:133:THR:OG1	1.86	0.75
10:C16:1466:ARG:NH2	11:A24:124:ASN:HA	2.00	0.75
10:C16:1615:PHE:CB	10:C16:1674:LEU:HD23	2.17	0.75
11:A24:107:GLN:NE2	21:H8:325:PRO:HA	2.02	0.75
10:C24:798:VAL:HG11	10:C24:802:TRP:CH2	2.20	0.75
10:C24:1282:CYS:HA	10:C24:1738:MET:HE1	1.67	0.75
10:C24:1682:VAL:HG21	10:C24:1758:LEU:CD2	2.16	0.75
11:A40:736:PRO:HB2	24:D32:871:ARG:CZ	2.16	0.75
10:C:407:LYS:NZ	10:C:465:PHE:CE2	2.54	0.75
10:C:1283:LEU:HD11	10:C:1357:LEU:CD1	2.17	0.75
10:C:1352:GLN:OE1	10:C:1357:LEU:HD12	1.87	0.75
11:A16:698:LYS:HD3	24:D16:1392:MET:O	1.86	0.75
17:F24:71:GLU:C	17:F24:73:GLY:N	2.42	0.75
18:B:1264:GLN:NE2	18:B:1394:TRP:HZ3	1.84	0.75
18:B8:958:ARG:HG3	18:B8:1029:THR:HG21	1.68	0.75
19:48:365:GLU:CD	19:48:442:ARG:HH21	1.92	0.75
22:I:300:LEU:HD22	23:J32:689:LEU:HD21	1.67	0.75
21:H24:312:GLN:HE22	22:I24:290:ASP:CB	1.99	0.75
12:A48:354:ARG:HA	12:A48:452:TRP:CZ2	2.22	0.75
1:R:1059:ILE:HG21	24:D:1435:ARG:NH2	2.01	0.75
2:M:762:LEU:CG	2:M:813:ASN:HD22	2.00	0.75
2:M8:816:ARG:HH12	2:M8:849:LEU:CA	1.99	0.75
2:M16:755:THR:C	2:M16:757:VAL:H	1.95	0.75
7:Q:98:MET:CE	7:Q:110:VAL:HG11	2.16	0.75
5:P8:105:ARG:CD	5:P8:130:VAL:HG22	2.15	0.75
5:P8:578:LEU:HD11	5:P8:608:LYS:HD3	1.68	0.75
9:K:950:LYS:HE3	9:K:977:GLU:HB3	1.68	0.75
9:K:1056:VAL:CG1	9:K:1059:ARG:HE	1.98	0.75
10:C16:1283:LEU:HD11	10:C16:1357:LEU:CD1	2.16	0.75
10:C16:1290:HIS:CG	10:C16:1334:MET:CE	2.69	0.75
11:A24:354:ARG:HA	11:A24:452:TRP:CZ2	2.22	0.75
11:A40:43:LEU:HD23	23:J16:700:LEU:HD23	1.67	0.75
15:J:722:LEU:HD13	10:C8:1623:ILE:HD13	1.67	0.75
11:A16:43:LEU:HD23	23:J32:700:LEU:HD23	1.67	0.75
18:B:958:ARG:HG3	18:B:1029:THR:HG21	1.68	0.75
18:B8:1291:LEU:CD1	18:B8:1332:VAL:CG2	2.64	0.75
18:B8:1649:SER:O	18:B8:1653:LEU:HB2	1.85	0.75
20:E:8:GLU:HA	20:E:278:GLU:OE1	1.87	0.75
23:J8:718:GLN:CD	23:J8:737:TRP:HZ3	1.83	0.75

*Continued on next page...*



*Continued from previous page...*

Atom-1	Atom-2	Interatomic distance (Å)	Clash overlap (Å)
22:I24:290:ASP:OD1	22:I24:293:LYS:HD2	1.85	0.75
22:I16:171:MET:HE1	23:J16:592:VAL:HG13	1.67	0.75
10:C32:1220:SER:HA	10:C32:1225:ARG:CZ	2.16	0.75
10:C32:1283:LEU:HD11	10:C32:1357:LEU:CD1	2.17	0.75
10:C32:1303:LEU:HD13	10:C32:1323:LEU:CD2	2.16	0.75
12:A48:603:ALA:HB1	12:A48:616:ARG:HD2	1.67	0.75
1:R:1165:MET:SD	5:P:676:GLN:NE2	2.60	0.75
1:R8:1188:TYR:CE2	24:D40:1459:LEU:HB3	2.22	0.75
2:M16:593:HIS:HD2	3:N16:224:LEU:HD22	1.49	0.75
2:M16:672:TYR:HD2	2:M16:680:LYS:HD3	1.50	0.75
3:N16:19:MET:HE2	3:N16:23:GLY:HA2	1.65	0.75
7:Q16:279:LEU:HD21	7:Q16:315:GLY:HA3	1.66	0.75
9:K8:1085:TYR:HE1	9:K8:1093:SER:C	1.95	0.75
10:C16:390:HIS:CD2	10:C16:449:GLU:CB	2.70	0.75
10:C16:1624:LEU:CD2	10:C16:1628:SER:HB2	2.16	0.75
11:A24:468:VAL:HG21	24:D16:1100:GLN:HB3	1.67	0.75
11:A24:504:TYR:HB3	11:A24:505:PRO:HD3	1.69	0.75
10:C24:1283:LEU:HD11	10:C24:1357:LEU:CD1	2.16	0.75
10:C24:1290:HIS:CG	10:C24:1334:MET:CE	2.70	0.75
10:C24:1333:HIS:HE1	10:C24:1337:LEU:HD23	1.50	0.75
10:C8:8:VAL:HG23	10:C8:133:THR:OG1	1.86	0.75
10:C8:810:ASP:O	10:C8:814:SER:OG	2.05	0.75
10:C8:1549:VAL:HG13	10:C8:1592:VAL:CG1	2.14	0.75
11:A16:374:PHE:CE2	11:A16:426:ILE:HD12	2.21	0.75
11:A16:504:TYR:HB3	11:A16:505:PRO:HD3	1.69	0.75
17:F:74:ILE:C	17:F:76:ASP:N	2.38	0.75
11:A32:557:LEU:HD22	11:A32:561:ASP:HB3	1.67	0.75
18:B8:202:LEU:HD13	18:B8:820:ARG:NH1	2.02	0.75
18:B8:1264:GLN:NE2	18:B8:1394:TRP:HZ3	1.84	0.75
19:48:188:ALA:C	19:48:190:ARG:N	2.45	0.75
22:I:300:LEU:CD1	23:J32:689:LEU:HD21	2.16	0.75
21:H8:338:MET:HE3	23:J8:692:VAL:HG21	1.67	0.75
21:H24:262:GLU:OE1	23:J24:648:TYR:OH	2.04	0.75
21:H16:338:MET:HE3	23:J16:692:VAL:HG21	1.67	0.75
12:A48:374:PHE:CE2	12:A48:426:ILE:HD12	2.21	0.75
1:R16:1486:SER:HA	2:M16:177:VAL:HG23	1.69	0.75
2:M16:627:TYR:CE1	3:N16:162:THR:CB	2.70	0.75
2:M16:627:TYR:HD2	2:M16:627:TYR:N	1.80	0.75
5:P8:16:PHE:HE1	6:O8:311:LEU:CD1	1.93	0.75
7:Q8:183:ARG:NH1	7:Q8:231:HIS:HE1	1.83	0.75
9:K:1085:TYR:HE1	9:K:1093:SER:C	1.95	0.75

*Continued on next page...*



*Continued from previous page...*

Atom-1	Atom-2	Interatomic distance (Å)	Clash overlap (Å)
9:K8:828:PRO:HB2	9:K8:830:HIS:CE1	2.22	0.75
10:C24:8:VAL:HG23	10:C24:133:THR:OG1	1.87	0.75
10:C24:810:ASP:O	10:C24:814:SER:OG	2.05	0.75
12:A:587:VAL:HG21	12:A:636:PHE:HE1	1.52	0.75
14:W:586:ILE:HD11	15:J:572:ASP:OD2	1.86	0.75
10:C:390:HIS:HB3	10:C:452:LEU:HB2	1.65	0.75
10:C8:1283:LEU:HD11	10:C8:1357:LEU:CD1	2.17	0.75
10:C8:1352:GLN:OE1	10:C8:1357:LEU:HD12	1.87	0.75
18:B:856:LEU:HD23	18:B:860:HIS:HB3	1.68	0.75
18:B8:603:PHE:CB	18:B8:619:ARG:NH2	2.48	0.75
18:B8:958:ARG:HG3	18:B8:1029:THR:CG2	2.16	0.75
22:I:199:PHE:HB3	23:J32:620:MET:SD	2.24	0.75
22:I8:300:LEU:CD1	23:J8:689:LEU:HD21	2.16	0.75
24:D40:839:GLU:O	24:D40:971:HIS:HE1	1.68	0.75
10:C32:1352:GLN:OE1	10:C32:1357:LEU:HD12	1.86	0.75
1:R:634:ARG:HD3	4:T:160:HIS:CE1	2.19	0.75
2:M8:816:ARG:HH11	2:M8:850:TYR:N	1.85	0.75
2:M16:246:ALA:HB3	2:M16:247:PRO:HD3	1.67	0.75
2:M16:345:ASP:C	2:M16:347:LYS:N	2.31	0.75
4:T16:160:HIS:NE2	4:T16:160:HIS:CE1	2.55	0.75
5:P:159:ILE:HD11	5:P:214:LEU:HB3	1.69	0.75
5:P16:12:GLU:O	5:P16:14:VAL:N	2.19	0.75
5:P16:188:LEU:CD2	5:P16:380:MET:HE1	2.17	0.75
9:K:649:MET:CG	9:K:704:ARG:HH22	1.99	0.75
10:C16:65:PRO:CG	10:C16:96:ARG:NH2	2.45	0.75
10:C16:847:ARG:NH2	10:C16:911:ILE:H	1.84	0.75
10:C24:962:PHE:HZ	10:C24:997:ILE:HD12	1.50	0.75
10:C24:1541:PHE:HE1	10:C24:1649:LYS:HD2	1.50	0.75
12:A:354:ARG:HA	12:A:452:TRP:CZ2	2.22	0.75
14:W:517:GLU:CG	14:W:605:ASN:O	2.21	0.75
10:C:979:MET:HE1	10:C:1028:ILE:CG2	2.14	0.75
10:C:1333:HIS:HE1	10:C:1337:LEU:CD2	2.00	0.75
10:C:1385:LEU:HB3	10:C:1426:ARG:HH12	1.50	0.75
11:A32:91:GLU:CB	18:B8:1112:LYS:HZ1	1.86	0.75
11:A32:374:PHE:CE2	11:A32:426:ILE:HD12	2.21	0.75
18:B:202:LEU:HD13	18:B:820:ARG:NH1	2.02	0.75
18:B:603:PHE:HB3	18:B:619:ARG:NH1	2.02	0.75
24:D:409:LEU:HD13	24:D16:746:ALA:HA	0.76	0.75
24:D:1099:ARG:NH2	24:D:1149:VAL:CG2	2.49	0.75
10:C32:8:VAL:HG23	10:C32:133:THR:OG1	1.86	0.75
10:C32:1303:LEU:CD1	10:C32:1323:LEU:HD23	2.16	0.75

*Continued on next page...*

*Continued from previous page...*

Atom-1	Atom-2	Interatomic distance (Å)	Clash overlap (Å)
10:C32:1615:PHE:HB2	10:C32:1674:LEU:CD2	2.16	0.75
2:M8:351:ALA:HB1	8:L8:219:ILE:HG21	0.76	0.75
7:Q:124:PHE:HD1	7:Q:125:TYR:CD2	2.03	0.75
8:L16:177:ARG:HG2	12:A48:744:GLU:CD	2.11	0.75
8:L16:1030:LEU:HD13	9:K16:1285:GLU:CB	2.04	0.75
10:C16:1682:VAL:HG21	10:C16:1758:LEU:CD2	2.16	0.75
11:A40:103:GLU:OE1	21:H16:323:TYR:CZ	2.39	0.75
11:A40:354:ARG:HA	11:A40:452:TRP:CZ2	2.22	0.75
11:A40:504:TYR:HB3	11:A40:505:PRO:HD3	1.69	0.75
11:A40:607:ARG:NH2	24:D32:914:PHE:HD1	1.82	0.75
12:A:198:PRO:CB	12:A:200:HIS:CE1	2.69	0.75
13:V:800:LYS:HB3	14:W:688:HIS:NE2	2.02	0.75
14:W:584:CYS:SG	15:J:573:LYS:HG3	2.27	0.75
14:W:701:LEU:CD1	15:J:624:ALA:CB	2.61	0.75
10:C:8:VAL:HG23	10:C:133:THR:OG1	1.86	0.75
10:C:1303:LEU:CD1	10:C:1323:LEU:HD23	2.16	0.75
10:C:1333:HIS:HE1	10:C:1337:LEU:HD23	1.51	0.75
10:C:1626:GLN:HE21	10:C:1692:LYS:HZ3	1.33	0.75
10:C8:1530:PHE:CD1	16:A8:132:MET:HE2	2.20	0.75
11:A16:354:ARG:HA	11:A16:452:TRP:CZ2	2.22	0.75
17:F8:71:GLU:C	17:F8:73:GLY:N	2.42	0.75
11:A32:703:ALA:O	24:D32:1398:ARG:NH1	2.20	0.75
18:B:1291:LEU:CD1	18:B:1332:VAL:CG2	2.64	0.75
18:B:1831:LEU:HD12	18:B:1902:THR:HG23	1.66	0.75
18:B8:536:ILE:HG23	18:B8:545:VAL:HG12	1.68	0.75
18:B8:1563:PHE:CZ	18:B8:1567:ILE:HD11	2.22	0.75
19:4:189:LEU:CD2	19:4:203:LEU:CD2	2.64	0.75
19:48:252:ARG:HG3	19:48:281:TRP:HH2	0.97	0.75
19:48:293:LEU:HD13	19:48:316:PHE:CE1	2.21	0.75
22:I16:171:MET:HE2	23:J16:592:VAL:HG13	1.65	0.75
22:I16:335:SER:OG	23:J16:731:LEU:HD22	1.87	0.75
10:C32:664:ASN:HA	10:C32:667:ILE:CG1	2.17	0.75
1:R:1191:LYS:HD3	24:D:1453:GLU:OE1	1.84	0.75
2:M:593:HIS:HD2	3:N:224:LEU:HD22	1.49	0.75
1:R16:1168:LEU:HD23	1:R16:1216:ILE:HG13	1.66	0.75
2:M16:416:VAL:HG11	8:L16:398:ALA:CB	2.14	0.75
5:P:682:ARG:NH2	5:P:689:GLU:OE1	2.19	0.75
8:L8:976:LEU:HD23	9:K8:1004:ARG:HD2	1.69	0.75
9:K:1085:TYR:CE1	9:K:1093:SER:O	2.40	0.75
9:K8:1198:LEU:CD1	9:K8:1267:LEU:CD2	2.65	0.75
10:C16:1303:LEU:CD1	10:C16:1323:LEU:HD23	2.16	0.75

*Continued on next page...*

*Continued from previous page...*

Atom-1	Atom-2	Interatomic distance (Å)	Clash overlap (Å)
10:C24:1424:GLN:NE2	10:C24:1478:VAL:HG13	2.02	0.75
10:C:1424:GLN:NE2	10:C:1478:VAL:HG13	2.02	0.75
10:C8:1348:LEU:HD13	10:C8:1359:ILE:CG1	2.17	0.75
11:A16:323:LEU:HD21	17:F8:74:ILE:HD12	1.67	0.75
11:A16:468:VAL:O	11:A16:470:LEU:N	2.18	0.75
17:F:71:GLU:C	17:F:73:GLY:N	2.42	0.75
11:A32:354:ARG:HA	11:A32:452:TRP:CZ2	2.22	0.75
11:A32:504:TYR:HB3	11:A32:505:PRO:HD3	1.69	0.75
18:B:1112:LYS:CE	21:H:327:SER:CA	2.54	0.75
18:B:1563:PHE:CZ	18:B:1567:ILE:HD11	2.22	0.75
18:B:1618:HIS:CE1	18:B:1622:ILE:CD1	2.61	0.75
18:B8:583:ARG:HH12	18:B8:711:CYS:HB2	1.46	0.75
21:H:288:THR:CB	23:J32:650:GLN:HE21	1.98	0.75
21:H8:312:GLN:HE22	22:I8:290:ASP:CB	1.99	0.75
24:D40:839:GLU:CB	24:D40:971:HIS:CD2	2.70	0.75
10:C32:847:ARG:NH2	10:C32:911:ILE:H	1.84	0.75
10:C32:1541:PHE:CE1	10:C32:1649:LYS:HD2	2.19	0.75
12:A48:798:PHE:HE1	12:A48:847:ARG:CZ	1.91	0.75
1:R8:529:HIS:CE1	1:R8:529:HIS:NE2	2.55	0.74
2:M16:816:ARG:HH11	2:M16:850:TYR:N	1.85	0.74
4:T8:160:HIS:NE2	4:T8:160:HIS:CE1	2.55	0.74
5:P:467:GLN:NE2	6:O:291:SER:CB	2.49	0.74
7:Q:98:MET:HE2	7:Q:110:VAL:HG11	1.67	0.74
5:P8:467:GLN:NE2	6:O8:291:SER:CB	2.49	0.74
5:P16:394:ASN:C	5:P16:396:SER:N	2.44	0.74
5:P16:682:ARG:NH2	5:P16:689:GLU:OE1	2.19	0.74
10:C16:1333:HIS:HE1	10:C16:1337:LEU:HD23	1.51	0.74
10:C24:1624:LEU:CD2	10:C24:1628:SER:HB2	2.16	0.74
13:V:818:THR:CA	13:V:824:TRP:HE1	1.98	0.74
19:48:189:LEU:CD2	19:48:203:LEU:CD2	2.64	0.74
21:H8:194:VAL:HG13	21:H8:199:ASP:HB3	1.69	0.74
22:I8:290:ASP:OD1	22:I8:293:LYS:CD	2.35	0.74
24:D32:1109:LEU:HD22	24:D32:1156:SER:CB	2.14	0.74
10:C32:1282:CYS:HA	10:C32:1738:MET:HE1	1.67	0.74
2:M8:833:GLU:HG3	2:M8:836:ARG:HH21	1.51	0.74
9:K:975:MET:HE1	9:K:1005:LEU:HD23	1.69	0.74
10:C16:1340:PRO:HG2	10:C16:1746:GLY:HA3	1.69	0.74
10:C16:1385:LEU:HB3	10:C16:1426:ARG:HH12	1.50	0.74
11:A24:629:LEU:C	11:A24:678:LYS:HZ3	1.94	0.74
10:C24:1303:LEU:HD13	10:C24:1323:LEU:CD2	2.16	0.74
11:A40:603:ALA:HB1	11:A40:616:ARG:HD2	1.67	0.74

*Continued on next page...*

*Continued from previous page...*

Atom-1	Atom-2	Interatomic distance (Å)	Clash overlap (Å)
13:V:814:MET:O	13:V:818:THR:OG1	2.03	0.74
14:W:130:VAL:HG23	14:W:151:ILE:HD11	1.68	0.74
10:C:847:ARG:NH2	10:C:911:ILE:H	1.84	0.74
10:C:1340:PRO:HG2	10:C:1746:GLY:HA3	1.69	0.74
10:C:1615:PHE:CB	10:C:1674:LEU:HD23	2.17	0.74
18:B:536:ILE:HG23	18:B:545:VAL:HG12	1.68	0.74
18:B:1900:ILE:HD11	18:B:1946:LEU:HD22	1.67	0.74
18:B8:1575:GLN:HE21	24:D32:1403:LEU:HD23	0.62	0.74
19:4:293:LEU:HD13	19:4:316:PHE:CE1	2.21	0.74
22:I16:290:ASP:OD1	22:I16:293:LYS:CD	2.35	0.74
24:D32:274:MET:HE3	24:D32:321:SER:HB2	1.69	0.74
1:R:529:HIS:CE1	1:R:529:HIS:NE2	2.55	0.74
3:N:208:LYS:HB3	3:N:239:ILE:HD13	1.69	0.74
2:M8:537:ILE:HG13	2:M8:558:MET:HE3	1.69	0.74
2:M8:641:CYS:HA	2:M8:644:TRP:NE1	2.02	0.74
2:M16:403:LEU:HD21	2:M16:425:ALA:HB3	1.67	0.74
5:P16:159:ILE:HD11	5:P16:214:LEU:HB3	1.69	0.74
8:L16:1041:SER:OG	8:L16:1054:HIS:CE1	2.39	0.74
10:C16:225:LEU:HD21	10:C16:388:TYR:OH	1.87	0.74
10:C16:1278:ASP:OD2	21:H:283:LYS:HG2	1.87	0.74
10:C16:1424:GLN:NE2	10:C16:1478:VAL:HG13	2.02	0.74
11:A24:246:SER:OG	11:A24:500:ASP:OD2	2.02	0.74
11:A40:587:VAL:HG21	11:A40:636:PHE:HE1	1.51	0.74
11:A40:785:HIS:HB2	11:A40:793:ALA:HB2	1.69	0.74
13:V:902:MET:HE1	14:W:777:LEU:CG	2.17	0.74
10:C8:168:ARG:NH2	10:C8:227:ASP:O	2.21	0.74
10:C8:1045:GLN:O	10:C8:1049:SER:OG	2.05	0.74
10:C8:1358:ASP:HB3	10:C8:1361:LYS:HB2	1.67	0.74
10:C8:1615:PHE:CB	10:C8:1674:LEU:HD23	2.17	0.74
11:A32:785:HIS:HB2	11:A32:793:ALA:HB2	1.69	0.74
18:B8:750:GLU:CD	18:B8:760:ARG:NH2	2.44	0.74
20:E:37:LEU:HD13	20:E:222:ALA:HB1	1.70	0.74
20:E8:8:GLU:HA	20:E8:278:GLU:OE1	1.87	0.74
20:E8:432:ILE:HG21	24:D40:72:GLU:HG2	1.69	0.74
10:C32:453:LEU:HB2	10:C32:486:LEU:HD23	1.67	0.74
10:C32:1290:HIS:CG	10:C32:1334:MET:CE	2.70	0.74
10:C32:1328:PHE:CZ	10:C32:1377:ILE:HD11	2.18	0.74
2:M:420:CYS:HB3	8:L:391:TRP:CZ3	2.22	0.74
2:M:833:GLU:HG3	2:M:836:ARG:HH21	1.51	0.74
2:M8:755:THR:C	2:M8:757:VAL:H	1.95	0.74
3:N8:208:LYS:HB3	3:N8:239:ILE:HD13	1.69	0.74

*Continued on next page...*

*Continued from previous page...*

Atom-1	Atom-2	Interatomic distance (Å)	Clash overlap (Å)
2:M16:408:GLU:CD	8:L16:484:PRO:HG3	2.12	0.74
2:M16:816:ARG:HH12	2:M16:849:LEU:CA	1.99	0.74
7:Q16:149:VAL:CG2	7:Q16:187:TRP:CZ2	2.70	0.74
11:A24:43:LEU:HD23	23:J8:700:LEU:HD23	1.67	0.74
11:A24:557:LEU:HD22	11:A24:561:ASP:HB3	1.67	0.74
10:C24:1074:LEU:CD2	18:B8:256:VAL:O	2.35	0.74
11:A40:20:LEU:CD1	21:H16:346:THR:HG23	2.18	0.74
11:A40:743:ARG:HH22	24:D32:699:HIS:CD2	2.01	0.74
12:A:388:VAL:H	12:A:459:ARG:HH11	1.33	0.74
10:C:667:ILE:HG12	10:C:670:GLU:H	1.50	0.74
10:C:1615:PHE:HB2	10:C:1674:LEU:CD2	2.16	0.74
10:C8:1163:LEU:HD23	10:C8:1166:SER:HG	1.51	0.74
11:A32:212:LYS:CE	11:A32:585:MET:HE3	2.14	0.74
11:A32:323:LEU:HD21	17:F24:74:ILE:HD12	1.68	0.74
18:B:1139:LYS:HB2	18:B:1365:ARG:NH1	2.02	0.74
20:E8:434:TRP:NE1	24:D40:72:GLU:CD	2.30	0.74
22:I:290:ASP:OD1	22:I:293:LYS:CD	2.36	0.74
24:D8:274:MET:HE3	24:D8:321:SER:HB2	1.69	0.74
10:C32:663:ILE:O	10:C32:667:ILE:HG23	1.87	0.74
10:C32:717:GLU:O	10:C32:719:PRO:HD3	1.88	0.74
10:C32:1541:PHE:HE1	10:C32:1649:LYS:HD2	1.50	0.74
2:M8:417:ARG:HB3	8:L8:298:PHE:HE2	0.58	0.74
3:N16:208:LYS:HB3	3:N16:239:ILE:HD13	1.69	0.74
4:T:160:HIS:NE2	4:T:160:HIS:CE1	2.55	0.74
4:T:386:HIS:NE2	4:T:386:HIS:CE1	2.56	0.74
7:Q:219:GLY:HA2	7:Q:221:TRP:HE1	1.50	0.74
7:Q16:98:MET:CE	7:Q16:110:VAL:HG11	2.16	0.74
7:Q16:244:ILE:HG23	7:Q16:289:TYR:OH	1.85	0.74
9:K8:1232:LEU:HD23	9:K8:1265:ILE:CG2	2.15	0.74
10:C16:810:ASP:O	10:C16:814:SER:OG	2.05	0.74
10:C16:966:CYS:HA	10:C16:1025:LEU:CD1	2.17	0.74
11:A40:103:GLU:CG	21:H16:323:TYR:CE2	2.67	0.74
11:A40:388:VAL:H	11:A40:459:ARG:HH11	1.33	0.74
12:A:302:GLN:NE2	12:A:324:ARG:HH11	1.86	0.74
10:C8:225:LEU:HD21	10:C8:388:TYR:OH	1.87	0.74
11:A32:122:LYS:NZ	18:B8:1757:GLU:OE1	2.19	0.74
11:A32:148:LEU:HD11	18:B8:1956:ILE:HD12	1.69	0.74
18:B:437:PHE:CE1	18:B:473:LEU:HD13	2.23	0.74
18:B8:437:PHE:CE1	18:B8:473:LEU:HD13	2.23	0.74
18:B8:609:TYR:CE2	18:B8:610:VAL:HG22	2.22	0.74
19:4:4:PHE:CD2	19:4:378:TYR:CE1	2.75	0.74

*Continued on next page...*

*Continued from previous page...*

Atom-1	Atom-2	Interatomic distance (Å)	Clash overlap (Å)
19:4:187:SER:C	19:4:189:LEU:N	2.45	0.74
19:4:295:SER:HB2	24:D24:224:ARG:HH21	1.51	0.74
20:E8:49:THR:HA	20:E8:121:VAL:HG11	1.68	0.74
21:H24:194:VAL:HG13	21:H24:199:ASP:HB3	1.69	0.74
22:I24:203:GLN:CD	22:I24:209:TRP:CZ2	2.66	0.74
21:H16:312:GLN:HE22	22:I16:290:ASP:CB	1.99	0.74
22:I16:304:LEU:HB3	22:I16:305:PRO:HD3	1.68	0.74
24:D:1013:HIS:NE2	24:D:1043:TYR:CD1	2.56	0.74
10:C32:667:ILE:HD11	10:C32:700:MET:SD	2.27	0.74
10:C32:966:CYS:HA	10:C32:1025:LEU:CD1	2.17	0.74
12:A48:785:HIS:HB2	12:A48:793:ALA:HB2	1.69	0.74
1:R16:529:HIS:CE1	1:R16:529:HIS:NE2	2.55	0.74
6:O:38:SER:OG	6:O:40:THR:O	2.06	0.74
9:K8:1085:TYR:CE1	9:K8:1093:SER:O	2.40	0.74
10:C16:1328:PHE:CZ	10:C16:1377:ILE:HD11	2.18	0.74
10:C24:1453:ARG:HH22	24:D24:1150:GLY:HA3	0.58	0.74
11:A40:323:LEU:HD21	17:F16:74:ILE:HD12	1.68	0.74
14:W:711:ARG:CZ	10:C8:1609:ASP:HB2	2.17	0.74
10:C8:1010:ALA:N	10:C8:1192:ARG:HH21	1.81	0.74
10:C8:1318:ARG:HD3	10:C8:1398:PHE:HD1	1.52	0.74
11:A32:198:PRO:CB	11:A32:200:HIS:CE1	2.69	0.74
19:4:250:ILE:HG12	20:E:165:ARG:NH2	2.00	0.74
21:H8:288:THR:CB	23:J8:650:GLN:HE21	1.98	0.74
24:D:274:MET:HE3	24:D:321:SER:HB2	1.69	0.74
24:D40:274:MET:HE3	24:D40:321:SER:HB2	1.69	0.74
2:M:626:PRO:HD2	3:N:165:GLY:C	2.11	0.74
2:M:816:ARG:HH12	2:M:849:LEU:CA	2.00	0.74
2:M8:627:TYR:CE2	3:N8:162:THR:HG21	2.22	0.74
2:M16:626:PRO:HD2	3:N16:165:GLY:C	2.11	0.74
5:P:134:SER:OG	5:P:176:GLU:OE2	2.06	0.74
5:P8:105:ARG:NH1	5:P8:130:VAL:CG1	2.46	0.74
9:K:1133:ILE:HD13	9:K:1152:PHE:CE2	2.23	0.74
10:C16:1352:GLN:OE1	10:C16:1357:LEU:HD12	1.86	0.74
10:C24:453:LEU:HD22	10:C24:459:LEU:HD22	1.60	0.74
10:C24:966:CYS:HA	10:C24:1025:LEU:CD1	2.17	0.74
10:C24:1340:PRO:HG2	10:C24:1746:GLY:HA3	1.69	0.74
12:A:504:TYR:HB3	12:A:505:PRO:HD3	1.69	0.74
13:V:844:MET:CG	10:C8:1502:ARG:HH22	1.74	0.74
10:C:1290:HIS:CG	10:C:1334:MET:CE	2.70	0.74
11:A32:471:ASN:C	11:A32:473:GLY:N	2.46	0.74
18:B:583:ARG:HH12	18:B:711:CYS:HB2	1.46	0.74

*Continued on next page...*



*Continued from previous page...*

Atom-1	Atom-2	Interatomic distance (Å)	Clash overlap (Å)
21:H:301:ARG:NH2	22:I:284:GLU:OE2	2.18	0.74
24:D:1102:VAL:HG22	24:D:1153:GLN:CD	2.12	0.74
10:C32:1615:PHE:CB	10:C32:1674:LEU:HD23	2.17	0.74
2:M:641:CYS:HA	2:M:644:TRP:NE1	2.02	0.74
2:M:755:THR:C	2:M:757:VAL:H	1.95	0.74
2:M8:547:LYS:NZ	2:M8:554:PHE:HE1	1.85	0.74
2:M8:627:TYR:CE2	3:N8:162:THR:CG2	2.71	0.74
5:P:401:ARG:HD2	5:P:414:VAL:CB	2.18	0.74
6:O8:38:SER:OG	6:O8:40:THR:O	2.06	0.74
9:K:638:TRP:CE3	9:K:754:ARG:HD2	2.22	0.74
9:K:788:LEU:O	9:K:792:LEU:HD23	1.88	0.74
9:K:853:ALA:HB1	9:K:856:ILE:HD12	1.68	0.74
9:K:975:MET:SD	9:K:1005:LEU:HD21	2.28	0.74
9:K8:955:TYR:CD1	9:K8:985:PHE:HD2	2.06	0.74
10:C24:1318:ARG:HD3	10:C24:1398:PHE:HD1	1.52	0.74
11:A40:20:LEU:HD12	21:H16:346:THR:HG23	1.70	0.74
10:C8:499:LEU:HD21	10:C8:505:PHE:CZ	2.23	0.74
10:C8:1424:GLN:NE2	10:C8:1478:VAL:HG13	2.02	0.74
11:A16:471:ASN:C	11:A16:473:GLY:N	2.46	0.74
11:A16:785:HIS:HB2	11:A16:793:ALA:HB2	1.69	0.74
18:B8:786:ASP:CG	24:D32:1066:VAL:CB	2.58	0.74
18:B8:1139:LYS:HB2	18:B8:1365:ARG:NH1	2.03	0.74
18:B8:1779:PRO:O	18:B8:1783:VAL:HG23	1.87	0.74
20:E8:37:LEU:HD13	20:E8:222:ALA:HB1	1.69	0.74
21:H:194:VAL:HG13	21:H:199:ASP:HB3	1.68	0.74
21:H24:316:ILE:C	21:H24:318:ALA:N	2.45	0.74
22:I24:335:SER:OG	23:J24:731:LEU:HD22	1.87	0.74
21:H16:301:ARG:NH2	22:I16:284:GLU:OE2	2.18	0.74
24:D24:1452:LYS:NZ	24:D32:971:HIS:NE2	2.35	0.74
10:C32:810:ASP:O	10:C32:814:SER:OG	2.05	0.74
10:C32:1348:LEU:HD13	10:C32:1359:ILE:CG1	2.18	0.74
2:M8:540:TYR:HD1	2:M8:555:LEU:CD2	2.00	0.74
2:M8:762:LEU:CG	2:M8:813:ASN:HD22	2.00	0.74
2:M16:762:LEU:CB	2:M16:813:ASN:HD21	1.85	0.74
5:P16:217:PHE:CE1	5:P16:221:LEU:CD1	2.71	0.74
9:K:828:PRO:HB2	9:K:830:HIS:CE1	2.22	0.74
9:K8:806:LEU:HD13	9:K8:874:VAL:CG1	2.18	0.74
10:C16:717:GLU:O	10:C16:719:PRO:HD3	1.88	0.74
11:A24:20:LEU:CD1	21:H8:346:THR:HG23	2.18	0.74
10:C24:453:LEU:CD2	10:C24:459:LEU:CD1	2.66	0.74
12:A:471:ASN:C	12:A:473:GLY:N	2.46	0.74

*Continued on next page...*



*Continued from previous page...*

Atom-1	Atom-2	Interatomic distance (Å)	Clash overlap (Å)
13:V:808:LYS:HE3	15:J:616:ALA:HB1	1.68	0.74
10:C:1686:LEU:HD23	10:C:1810:LEU:CD2	2.18	0.74
10:C8:1303:LEU:CD1	10:C8:1323:LEU:HD23	2.16	0.74
10:C8:1340:PRO:HG2	10:C8:1746:GLY:HA3	1.69	0.74
11:A16:148:LEU:HD11	18:B:1956:ILE:HD12	1.69	0.74
11:A16:198:PRO:CB	11:A16:200:HIS:CE1	2.69	0.74
11:A32:468:VAL:C	11:A32:470:LEU:N	2.46	0.74
18:B:603:PHE:CB	18:B:619:ARG:NH1	2.50	0.74
18:B:1142:PHE:CE2	18:B:1348:VAL:HG11	2.23	0.74
18:B8:86:LYS:NZ	18:B8:120:ALA:O	2.20	0.74
18:B8:774:CYS:HB3	18:B8:788:LEU:HD11	1.70	0.74
18:B8:1900:ILE:HD12	18:B8:1946:LEU:HD22	1.69	0.74
20:E8:353:ILE:HB	20:E8:413:PHE:CE2	2.23	0.74
22:I8:304:LEU:HB3	22:I8:305:PRO:HD3	1.68	0.74
22:I24:290:ASP:OD1	22:I24:293:LYS:CD	2.36	0.74
23:J24:718:GLN:CD	23:J24:737:TRP:HZ3	1.83	0.74
21:H16:194:VAL:HG13	21:H16:199:ASP:HB3	1.69	0.74
22:I16:203:GLN:CD	22:I16:209:TRP:CZ2	2.66	0.74
10:C32:168:ARG:NH2	10:C32:227:ASP:O	2.21	0.74
10:C32:225:LEU:HD21	10:C32:388:TYR:OH	1.87	0.74
10:C32:225:LEU:HD21	10:C32:388:TYR:CZ	2.23	0.74
1:R:1059:ILE:CG2	24:D:1435:ARG:NH2	2.51	0.74
1:R8:634:ARG:HD3	4:T8:160:HIS:CE1	2.19	0.74
1:R16:1349:ARG:HG3	1:R16:1390:GLU:HB3	1.70	0.74
2:M16:816:ARG:CZ	2:M16:849:LEU:HB3	2.18	0.74
2:M16:847:PHE:CB	4:T16:656:TRP:CH2	2.45	0.74
10:C24:1439:ILE:HD13	10:C24:1457:LEU:HD13	1.70	0.74
10:C24:1614:LEU:HD11	10:C24:1635:LEU:HD23	1.70	0.74
13:V:832:LEU:CD2	13:V:836:LEU:HB3	2.18	0.74
14:W:96:LYS:HE2	14:W:144:VAL:HG21	1.69	0.74
10:C:390:HIS:CG	10:C:452:LEU:HB3	2.23	0.74
10:C:1303:LEU:HD13	10:C:1323:LEU:CD2	2.16	0.74
10:C8:1133:ILE:HG13	10:C8:1152:LYS:HZ2	1.53	0.74
11:A16:122:LYS:NZ	18:B:1757:GLU:OE1	2.19	0.74
11:A16:212:LYS:CE	11:A16:585:MET:HE3	2.14	0.74
11:A16:706:SER:CB	24:D16:1398:ARG:CG	2.65	0.74
18:B:1261:GLU:OE1	24:D16:1228:GLU:OE2	2.06	0.74
18:B8:191:PHE:CE2	18:B8:193:LYS:CA	2.71	0.74
18:B8:603:PHE:CB	18:B8:619:ARG:NH1	2.50	0.74
18:B8:683:ASN:O	18:B8:685:SER:N	2.21	0.74
18:B8:729:LEU:CD1	18:B8:1196:MET:CE	2.66	0.74

*Continued on next page...*

*Continued from previous page...*

Atom-1	Atom-2	Interatomic distance (Å)	Clash overlap (Å)
19:48:178:ASN:OD1	20:E8:416:LYS:NZ	2.21	0.74
20:E8:447:ILE:HG21	20:E8:451:ILE:HG22	1.70	0.74
22:I:335:SER:OG	23:J32:731:LEU:HD22	1.87	0.74
21:H24:301:ARG:NH2	22:I24:284:GLU:OE2	2.18	0.74
24:D:400:VAL:CG2	24:D16:751:MET:HE2	2.17	0.74
12:A48:587:VAL:HG21	12:A48:636:PHE:HE1	1.51	0.74
2:M8:211:MET:HE3	3:N8:280:ASN:O	1.88	0.73
2:M16:404:ASP:OD1	8:L16:390:LEU:HD11	1.87	0.73
2:M16:641:CYS:HA	2:M16:644:TRP:NE1	2.02	0.73
5:P:217:PHE:CE1	5:P:221:LEU:CD1	2.71	0.73
10:C16:716:THR:HB	10:C16:717:GLU:OE1	1.88	0.73
10:C16:1439:ILE:HD13	10:C16:1457:LEU:HD13	1.70	0.73
11:A24:747:MET:SD	24:D16:167:ARG:NH2	2.55	0.73
10:C24:1686:LEU:HD23	10:C24:1810:LEU:CD2	2.18	0.73
10:C24:1688:ARG:HG2	23:J24:735:LYS:HE3	1.69	0.73
11:A40:471:ASN:C	11:A40:473:GLY:N	2.46	0.73
12:A:468:VAL:C	12:A:470:LEU:N	2.46	0.73
13:V:794:ILE:CD1	15:J:599:LEU:HD22	2.06	0.73
15:J:677:GLY:O	15:J:678:GLY:C	2.24	0.73
10:C:168:ARG:NH2	10:C:227:ASP:O	2.21	0.73
10:C:225:LEU:HD21	10:C:388:TYR:CZ	2.23	0.73
10:C:499:LEU:HD21	10:C:505:PHE:CZ	2.23	0.73
10:C:1318:ARG:HD3	10:C:1398:PHE:HD1	1.52	0.73
10:C:1348:LEU:HD13	10:C:1359:ILE:CG1	2.18	0.73
10:C8:1626:GLN:HE21	10:C8:1692:LYS:HZ3	1.32	0.73
18:B:750:GLU:CD	18:B:760:ARG:NH2	2.45	0.73
19:4:178:ASN:OD1	20:E:416:LYS:NZ	2.21	0.73
19:4:306:ASP:OD1	19:4:307:PRO:HD2	1.88	0.73
20:E:434:TRP:C	20:E:436:THR:H	1.96	0.73
19:48:4:PHE:CD2	19:48:378:TYR:CE1	2.75	0.73
22:I8:335:SER:OG	23:J8:731:LEU:HD22	1.87	0.73
10:C32:1614:LEU:HD11	10:C32:1635:LEU:HD23	1.70	0.73
12:A48:468:VAL:O	12:A48:470:LEU:N	2.18	0.73
12:A48:504:TYR:HB3	12:A48:505:PRO:HD3	1.69	0.73
1:R:983:ARG:CZ	24:D:1366:PRO:HD3	2.17	0.73
1:R:1453:LYS:NZ	10:C:616:GLN:HG3	2.03	0.73
2:M:211:MET:HE3	3:N:280:ASN:O	1.89	0.73
2:M:468:HIS:HE1	2:M:511:LYS:O	1.71	0.73
2:M8:185:ARG:HH12	2:M8:213:LEU:HD12	1.51	0.73
5:P:16:PHE:HE2	5:P:461:HIS:HE1	1.34	0.73
5:P:499:TYR:CE2	6:O:178:MET:SD	2.81	0.73

*Continued on next page...*

*Continued from previous page...*

Atom-1	Atom-2	Interatomic distance (Å)	Clash overlap (Å)
5:P8:217:PHE:CE1	5:P8:221:LEU:CD1	2.71	0.73
5:P16:112:LEU:HD21	5:P16:122:TYR:CZ	2.11	0.73
9:K:1198:LEU:CD1	9:K:1267:LEU:CD2	2.65	0.73
9:K8:638:TRP:CE3	9:K8:754:ARG:HD2	2.22	0.73
9:K8:840:TRP:HZ3	9:K8:907:ILE:HD12	1.48	0.73
9:K8:1048:GLN:HE22	9:K8:1128:ARG:CG	2.01	0.73
10:C16:1271:PHE:HE2	10:C16:1284:ASP:HB3	1.53	0.73
11:A24:587:VAL:HG21	11:A24:636:PHE:HE1	1.52	0.73
10:C24:499:LEU:HD21	10:C24:505:PHE:CZ	2.23	0.73
10:C24:572:ILE:HD13	10:C24:606:MET:CE	2.18	0.73
10:C24:1045:GLN:O	10:C24:1049:SER:OG	2.04	0.73
10:C24:1290:HIS:HB2	10:C24:1334:MET:HE3	1.70	0.73
13:V:796:HIS:NE2	13:V:800:LYS:HE3	2.04	0.73
10:C:718:HIS:O	10:C:721:PHE:HB2	1.88	0.73
11:A32:845:THR:OG1	24:D32:1297:HIS:HE1	1.69	0.73
18:B8:1439:LYS:HZ1	24:D32:1257:ASN:CB	2.02	0.73
20:E:473:LEU:CD1	20:E:514:PHE:HB3	2.18	0.73
10:C32:345:MET:HE3	10:C32:401:ILE:HD11	1.46	0.73
10:C32:1318:ARG:HD3	10:C32:1398:PHE:HD1	1.52	0.73
10:C32:1424:GLN:NE2	10:C32:1478:VAL:HG13	2.02	0.73
10:C32:1439:ILE:HD12	10:C32:1457:LEU:CD1	2.18	0.73
12:A48:468:VAL:C	12:A48:470:LEU:N	2.46	0.73
2:M:816:ARG:HH11	2:M:850:TYR:N	1.85	0.73
2:M8:627:TYR:HE2	3:N8:162:THR:CB	2.02	0.73
2:M16:231:ARG:CG	2:M16:299:GLY:CA	2.59	0.73
5:P:322:CYS:CB	13:V:763:LYS:HE2	2.16	0.73
5:P:607:PHE:CZ	5:P:633:LEU:CD1	2.71	0.73
5:P8:159:ILE:HD11	5:P8:214:LEU:HB3	1.69	0.73
5:P16:499:TYR:CE2	6:O16:178:MET:SD	2.81	0.73
9:K:635:ALA:HB1	9:K:655:GLN:NE2	2.03	0.73
10:C16:453:LEU:CD2	10:C16:459:LEU:CD1	2.66	0.73
10:C16:572:ILE:HD13	10:C16:606:MET:HE2	1.70	0.73
10:C16:1126:ASP:CG	24:D8:1069:GLY:HA3	2.12	0.73
10:C16:1699:LYS:HZ2	23:J32:722:LEU:HD21	1.51	0.73
11:A24:388:VAL:H	11:A24:459:ARG:HH11	1.33	0.73
10:C24:565:ARG:HH11	10:C24:568:TRP:HB2	1.53	0.73
11:A40:103:GLU:CD	21:H16:323:TYR:OH	2.30	0.73
13:V:844:MET:HG2	10:C8:1502:ARG:HH21	0.91	0.73
10:C8:1303:LEU:HD13	10:C8:1323:LEU:CD2	2.17	0.73
10:C8:1686:LEU:HD23	10:C8:1810:LEU:CD2	2.18	0.73
11:A16:20:LEU:CD1	21:H:346:THR:HG23	2.18	0.73

*Continued on next page...*

*Continued from previous page...*

Atom-1	Atom-2	Interatomic distance (Å)	Clash overlap (Å)
18:B8:1142:PHE:CE2	18:B8:1348:VAL:HG11	2.23	0.73
18:B8:1768:ILE:CG2	18:B8:1770:THR:CG2	2.64	0.73
20:E:447:ILE:HG21	20:E:451:ILE:HG22	1.69	0.73
2:M:672:TYR:HB2	2:M:680:LYS:CD	2.18	0.73
1:R8:1349:ARG:HG3	1:R8:1390:GLU:HB3	1.70	0.73
2:M8:847:PHE:HB3	4:T8:656:TRP:CZ3	2.14	0.73
2:M16:408:GLU:OE1	8:L16:484:PRO:HG2	1.88	0.73
4:T16:386:HIS:NE2	4:T16:386:HIS:CE1	2.56	0.73
5:P:12:GLU:O	5:P:14:VAL:N	2.19	0.73
6:O8:103:MET:HE1	6:O8:124:MET:HE1	1.70	0.73
9:K:1071:PHE:CE2	9:K:1107:LEU:HD23	2.24	0.73
10:C16:572:ILE:HD13	10:C16:606:MET:CE	2.18	0.73
10:C16:718:HIS:O	10:C16:721:PHE:HB2	1.88	0.73
10:C16:1348:LEU:HD13	10:C16:1359:ILE:CG1	2.17	0.73
10:C24:168:ARG:NH2	10:C24:227:ASP:O	2.21	0.73
10:C:717:GLU:O	10:C:719:PRO:HD3	1.88	0.73
10:C:1614:LEU:HD11	10:C:1635:LEU:HD23	1.70	0.73
18:B:191:PHE:CE2	18:B:193:LYS:CA	2.71	0.73
18:B:683:ASN:O	18:B:685:SER:N	2.21	0.73
18:B:1768:ILE:CG2	18:B:1770:THR:CG2	2.64	0.73
20:E:85:LEU:O	20:E:89:LEU:HD12	1.88	0.73
19:48:306:ASP:OD1	19:48:307:PRO:HD2	1.88	0.73
20:E8:319:ARG:HB3	20:E8:320:PRO:HD3	1.70	0.73
1:R:1242:SER:OG	1:R:1244:LEU:HD12	1.89	0.73
1:R16:1242:SER:OG	1:R16:1244:LEU:HD12	1.89	0.73
4:T8:386:HIS:CE1	4:T8:386:HIS:NE2	2.56	0.73
5:P:251:LYS:NZ	14:W:765:LYS:NZ	2.31	0.73
5:P8:188:LEU:CD2	5:P8:380:MET:HE1	2.16	0.73
5:P16:607:PHE:CB	5:P16:629:ARG:NH1	2.51	0.73
7:Q16:183:ARG:NH1	7:Q16:231:HIS:CE1	2.57	0.73
9:K8:1133:ILE:HD13	9:K8:1152:PHE:CE2	2.23	0.73
10:C16:499:LEU:HD21	10:C16:505:PHE:CZ	2.23	0.73
11:A24:20:LEU:HD12	21:H8:346:THR:HG23	1.70	0.73
11:A40:468:VAL:C	11:A40:470:LEU:N	2.46	0.73
11:A40:471:ASN:ND2	24:D32:1149:VAL:HB	2.02	0.73
10:C:1304:VAL:HG13	10:C:1384:ILE:HD11	1.71	0.73
10:C8:1614:LEU:HD11	10:C8:1635:LEU:HD23	1.70	0.73
11:A32:20:LEU:HD12	21:H24:346:THR:HG23	1.70	0.73
18:B:774:CYS:HB3	18:B:788:LEU:HD11	1.70	0.73
18:B:1649:SER:HA	18:B:1653:LEU:HD12	1.71	0.73
22:I:203:GLN:CD	22:I:209:TRP:CZ2	2.67	0.73

*Continued on next page...*

*Continued from previous page...*

Atom-1	Atom-2	Interatomic distance (Å)	Clash overlap (Å)
24:D40:1284:ILE:HD13	24:D40:1329:VAL:HG21	1.70	0.73
10:C32:499:LEU:HD21	10:C32:505:PHE:CZ	2.23	0.73
10:C32:1340:PRO:HG2	10:C32:1746:GLY:HA3	1.69	0.73
2:M:156:GLY:HA2	10:C:571:ASP:OD1	1.89	0.73
2:M:417:ARG:HH11	8:L:299:ASP:HA	1.54	0.73
2:M8:762:LEU:HB2	2:M8:813:ASN:HD21	0.90	0.73
2:M16:762:LEU:CG	2:M16:813:ASN:HD22	2.00	0.73
5:P8:499:TYR:CE2	6:O8:178:MET:SD	2.81	0.73
6:O16:38:SER:OG	6:O16:40:THR:O	2.06	0.73
9:K:649:MET:CG	9:K:704:ARG:NH2	2.52	0.73
9:K:1048:GLN:HE22	9:K:1128:ARG:CG	2.01	0.73
9:K:1232:LEU:HD23	9:K:1265:ILE:CG2	2.15	0.73
9:K8:635:ALA:HB1	9:K8:655:GLN:NE2	2.03	0.73
10:C16:758:GLN:HE21	10:C16:819:GLN:HG2	1.54	0.73
10:C16:1045:GLN:O	10:C16:1049:SER:OG	2.05	0.73
10:C16:1686:LEU:HD23	10:C16:1810:LEU:CD2	2.18	0.73
15:J:722:LEU:HD13	10:C8:1623:ILE:CD1	2.18	0.73
10:C:810:ASP:O	10:C:814:SER:OG	2.05	0.73
10:C8:664:ASN:CA	10:C8:667:ILE:HG12	2.17	0.73
11:A16:20:LEU:HD12	21:H:346:THR:HG23	1.70	0.73
11:A32:20:LEU:CD1	21:H24:346:THR:HG23	2.18	0.73
18:B:86:LYS:NZ	18:B:120:ALA:O	2.20	0.73
18:B:615:GLU:O	18:B:617:ASP:N	2.18	0.73
18:B:729:LEU:CD1	18:B:1196:MET:CE	2.66	0.73
18:B8:603:PHE:HB3	18:B8:619:ARG:NH1	2.02	0.73
18:B8:683:ASN:C	18:B8:685:SER:N	2.47	0.73
18:B8:1222:TYR:OH	18:B8:1240:ASP:OD2	2.07	0.73
19:48:187:SER:C	19:48:189:LEU:N	2.45	0.73
21:H16:231:HIS:HD2	23:J16:596:GLN:HE21	0.74	0.73
10:C32:962:PHE:HZ	10:C32:997:ILE:HD12	1.50	0.73
2:M8:816:ARG:CZ	2:M8:849:LEU:HB3	2.18	0.73
1:R16:1112:LYS:HD3	5:P16:712:PHE:CE1	2.22	0.73
10:C16:565:ARG:HH11	10:C16:568:TRP:HB2	1.54	0.73
10:C16:1614:LEU:HD11	10:C16:1635:LEU:HD23	1.70	0.73
11:A24:471:ASN:C	11:A24:473:GLY:H	1.96	0.73
11:A24:471:ASN:C	11:A24:473:GLY:N	2.46	0.73
11:A24:785:HIS:HB2	11:A24:793:ALA:HB2	1.69	0.73
10:C24:1615:PHE:HB2	10:C24:1674:LEU:HD23	1.71	0.73
12:A:785:HIS:HB2	12:A:793:ALA:HB2	1.69	0.73
13:V:818:THR:HG23	13:V:824:TRP:CE2	2.24	0.73
10:C:407:LYS:CG	10:C:465:PHE:CZ	2.70	0.73

*Continued on next page...*

*Continued from previous page...*

Atom-1	Atom-2	Interatomic distance (Å)	Clash overlap (Å)
18:B:1779:PRO:O	18:B:1783:VAL:HG23	1.87	0.73
18:B8:1649:SER:HA	18:B8:1653:LEU:HD12	1.71	0.73
20:E:319:ARG:HB3	20:E:320:PRO:HD3	1.70	0.73
20:E8:438:SER:C	20:E8:440:VAL:H	1.96	0.73
24:D24:274:MET:HE3	24:D24:321:SER:HB2	1.70	0.73
10:C32:1304:VAL:HG13	10:C32:1384:ILE:HD11	1.71	0.73
1:R:1349:ARG:HG3	1:R:1390:GLU:HB3	1.70	0.73
1:R8:1139:ARG:NH2	1:R8:1161:LEU:HD11	2.02	0.73
1:R8:1466:LYS:CB	6:O8:160:LEU:CD1	2.48	0.73
1:R16:1442:THR:CG2	3:N16:13:ILE:CD1	2.67	0.73
5:P:251:LYS:CE	14:W:765:LYS:HE2	2.12	0.73
5:P8:134:SER:OG	5:P8:176:GLU:OE2	2.06	0.73
5:P8:394:ASN:C	5:P8:396:SER:N	2.44	0.73
5:P16:313:TRP:CZ2	5:P16:345:MET:HE3	2.13	0.73
8:L8:598:LEU:HD21	8:L8:627:ARG:CZ	2.18	0.73
9:K:806:LEU:HD13	9:K:874:VAL:CG1	2.18	0.73
10:C16:1318:ARG:HD3	10:C16:1398:PHE:HD1	1.52	0.73
10:C16:1615:PHE:HB2	10:C16:1674:LEU:HD23	1.71	0.73
10:C24:717:GLU:O	10:C24:719:PRO:HD3	1.88	0.73
10:C24:1547:LYS:HE2	24:D24:1405:GLY:H	1.51	0.73
10:C:1290:HIS:HB2	10:C:1334:MET:HE3	1.70	0.73
10:C8:394:SER:HB3	10:C8:458:VAL:HG21	1.69	0.73
10:C8:553:LEU:CD2	10:C8:595:THR:CG2	2.67	0.73
10:C8:1615:PHE:HB2	10:C8:1674:LEU:HD23	1.71	0.73
11:A32:36:ASN:HD21	22:I24:293:LYS:HE2	1.51	0.73
18:B:683:ASN:C	18:B:685:SER:N	2.47	0.73
18:B:1161:LEU:HD11	18:B:1403:ILE:HD13	1.71	0.73
21:H:231:HIS:HD2	23:J32:596:GLN:HE21	0.74	0.73
21:H:316:ILE:C	21:H:318:ALA:N	2.45	0.73
10:C32:389:LEU:HD21	10:C32:447:PHE:HE1	1.41	0.73
10:C32:565:ARG:CZ	10:C32:602:VAL:HG13	2.19	0.73
10:C32:718:HIS:O	10:C32:721:PHE:HB2	1.88	0.73
12:A48:388:VAL:H	12:A48:459:ARG:HH11	1.33	0.73
1:R:1191:LYS:CB	24:D:1453:GLU:OE1	2.36	0.73
1:R8:1442:THR:CG2	3:N8:13:ILE:CD1	2.67	0.73
3:N8:267:TRP:HH2	3:N8:294:TRP:CH2	2.07	0.73
1:R16:1223:PHE:CZ	5:P16:676:GLN:CD	2.66	0.73
8:L8:1074:ARG:HB3	9:K8:1089:LYS:CE	2.19	0.73
8:L16:1071:LEU:HD11	9:K16:1284:MET:CG	2.18	0.73
11:A24:437:LEU:HD11	11:A24:454:LYS:HZ3	1.54	0.73
11:A24:468:VAL:C	11:A24:470:LEU:N	2.46	0.73

*Continued on next page...*



*Continued from previous page...*

Atom-1	Atom-2	Interatomic distance (Å)	Clash overlap (Å)
10:C24:758:GLN:HE21	10:C24:819:GLN:HG2	1.54	0.73
10:C24:879:LEU:HD21	10:C24:944:MET:SD	2.29	0.73
10:C:553:LEU:CD2	10:C:595:THR:CG2	2.67	0.73
10:C:565:ARG:HH11	10:C:568:TRP:HB2	1.54	0.73
10:C:758:GLN:HE21	10:C:819:GLN:HG2	1.54	0.73
10:C:879:LEU:HD21	10:C:944:MET:SD	2.29	0.73
10:C:1439:ILE:HD12	10:C:1457:LEU:CD1	2.18	0.73
10:C8:1283:LEU:HD11	10:C8:1357:LEU:HD11	1.71	0.73
10:C8:1439:ILE:HD12	10:C8:1457:LEU:CD1	2.18	0.73
10:C8:1439:ILE:HD13	10:C8:1457:LEU:HD13	1.70	0.73
18:B:1148:ILE:HG12	18:B:1371:VAL:HG22	1.71	0.73
20:E:353:ILE:HB	20:E:413:PHE:CE2	2.23	0.73
10:C32:1163:LEU:HD23	10:C32:1166:SER:HG	1.53	0.73
12:A48:471:ASN:C	12:A48:473:GLY:N	2.46	0.73
1:R:1442:THR:CG2	3:N:13:ILE:CD1	2.66	0.73
5:P:401:ARG:HH22	5:P:404:ILE:CG2	2.00	0.73
5:P8:112:LEU:CD1	5:P8:123:GLN:NE2	2.52	0.73
5:P8:611:LEU:HA	5:P8:629:ARG:NH2	2.04	0.73
8:L8:175:ARG:NH2	12:A48:138:GLU:OE1	2.22	0.73
8:L16:1054:HIS:CE1	8:L16:1054:HIS:NE2	2.57	0.73
9:K8:792:LEU:HG	9:K8:864:ILE:CD1	2.19	0.73
10:C24:65:PRO:CG	10:C24:96:ARG:NH2	2.44	0.73
10:C24:286:ILE:HG23	10:C24:292:PHE:CD1	2.24	0.73
10:C24:553:LEU:CD2	10:C24:595:THR:CG2	2.67	0.73
11:A40:36:ASN:HD22	22:I16:293:LYS:HZ1	1.34	0.73
14:W:598:ILE:CG1	14:W:626:LEU:HD23	2.18	0.73
10:C:225:LEU:HD21	10:C:388:TYR:OH	1.87	0.73
10:C8:879:LEU:HD21	10:C8:944:MET:SD	2.29	0.73
10:C8:1466:ARG:HH12	16:A8:127:SER:HB3	1.54	0.73
20:E:438:SER:C	20:E:440:VAL:H	1.96	0.73
20:E8:434:TRP:C	20:E8:436:THR:H	1.96	0.73
20:E8:473:LEU:CD1	20:E8:514:PHE:HB3	2.18	0.73
21:H24:244:ARG:NH2	22:I24:177:VAL:HG13	2.04	0.73
1:R8:1165:MET:HE3	1:R8:1220:GLN:HG2	1.71	0.72
5:P:157:SER:O	5:P:251:LYS:NZ	2.22	0.72
7:Q8:183:ARG:NH1	7:Q8:231:HIS:CE1	2.57	0.72
10:C16:225:LEU:HD21	10:C16:388:TYR:CZ	2.23	0.72
10:C16:553:LEU:CD2	10:C16:595:THR:CG2	2.67	0.72
10:C16:879:LEU:HD21	10:C16:944:MET:SD	2.29	0.72
10:C24:225:LEU:HD21	10:C24:388:TYR:CZ	2.23	0.72
12:A:153:ARG:HB2	10:C8:74:ASP:OD1	1.89	0.72

*Continued on next page...*



*Continued from previous page...*

Atom-1	Atom-2	Interatomic distance (Å)	Clash overlap (Å)
13:V:791:GLN:HA	15:J:599:LEU:HD21	1.71	0.72
10:C:878:ARG:HH21	10:C:885:VAL:HG23	1.49	0.72
10:C:1283:LEU:HD11	10:C:1357:LEU:HD11	1.71	0.72
11:A16:36:ASN:HD22	22:I:293:LYS:HZ1	1.37	0.72
11:A16:66:LEU:HD13	22:I:323:GLU:OE2	1.89	0.72
11:A16:302:GLN:NE2	11:A16:324:ARG:HH11	1.86	0.72
18:B:1390:LEU:HD11	18:B:1404:LEU:HD11	1.71	0.72
18:B:1700:LEU:HD11	18:B:1721:LEU:HD21	1.70	0.72
18:B8:266:ARG:NH1	18:B8:383:PHE:HB3	2.04	0.72
19:4:293:LEU:CD1	19:4:316:PHE:HE1	2.01	0.72
20:E:358:GLY:CA	20:E:454:MET:SD	2.77	0.72
19:48:293:LEU:CD1	19:48:316:PHE:HE1	2.01	0.72
21:H8:231:HIS:HD2	23:J8:596:GLN:HE21	0.74	0.72
21:H16:316:ILE:C	21:H16:318:ALA:N	2.45	0.72
2:M16:665:HIS:O	2:M16:684:GLN:NE2	2.21	0.72
5:P:322:CYS:SG	13:V:763:LYS:CD	2.76	0.72
8:L8:1054:HIS:CE1	8:L8:1054:HIS:NE2	2.57	0.72
10:C16:721:PHE:O	10:C16:725:LEU:HD12	1.89	0.72
10:C16:1290:HIS:HB2	10:C16:1334:MET:HE3	1.70	0.72
10:C24:390:HIS:CB	10:C24:452:LEU:CD2	2.64	0.72
10:C24:1682:VAL:CG2	10:C24:1758:LEU:CD2	2.67	0.72
10:C:1682:VAL:CG2	10:C:1758:LEU:CD2	2.67	0.72
11:A16:468:VAL:C	11:A16:470:LEU:N	2.46	0.72
11:A16:471:ASN:C	11:A16:473:GLY:H	1.97	0.72
11:A16:698:LYS:HE3	24:D16:1392:MET:HG2	1.71	0.72
18:B:583:ARG:NH1	18:B:643:MET:HE1	2.05	0.72
18:B:985:ASP:O	18:B:986:ALA:C	2.24	0.72
18:B8:1390:LEU:HD11	18:B8:1404:LEU:HD11	1.71	0.72
18:B8:1700:LEU:HD11	18:B8:1721:LEU:HD21	1.70	0.72
19:4:188:ALA:C	19:4:190:ARG:N	2.45	0.72
10:C32:144:ASP:HB3	10:C32:147:LEU:HD12	1.71	0.72
1:R:1369:LEU:HD11	6:O:211:ASN:CG	2.13	0.72
2:M8:569:LEU:CD2	3:N8:287:LYS:HD2	2.20	0.72
3:N16:221:ASN:OD1	3:N16:224:LEU:N	2.22	0.72
7:Q16:166:GLU:OE2	7:Q16:169:ARG:CZ	2.38	0.72
8:L16:1071:LEU:CG	9:K16:1284:MET:SD	2.77	0.72
10:C16:144:ASP:HB3	10:C16:147:LEU:HD12	1.71	0.72
10:C24:718:HIS:O	10:C24:721:PHE:HB2	1.87	0.72
10:C24:1348:LEU:HD13	10:C24:1359:ILE:CG1	2.18	0.72
11:A40:103:GLU:CD	21:H16:323:TYR:HE2	1.87	0.72
10:C8:1009:GLN:HB3	10:C8:1192:ARG:CZ	2.19	0.72

*Continued on next page...*

*Continued from previous page...*

Atom-1	Atom-2	Interatomic distance (Å)	Clash overlap (Å)
11:A32:66:LEU:HD13	22:I24:323:GLU:OE2	1.89	0.72
18:B:1529:GLU:OE2	24:D16:1415:LEU:CD2	2.37	0.72
18:B8:127:PHE:CE1	18:B8:131:ILE:HD11	2.24	0.72
18:B8:583:ARG:NH1	18:B8:643:MET:HE1	2.04	0.72
18:B8:1148:ILE:HG12	18:B8:1371:VAL:HG22	1.71	0.72
20:E:138:ARG:NH2	20:E:190:TYR:CD2	2.58	0.72
20:E:438:SER:C	20:E:440:VAL:N	2.47	0.72
20:E8:138:ARG:NH2	20:E8:190:TYR:CD2	2.58	0.72
21:H16:316:ILE:C	21:H16:318:ALA:H	1.98	0.72
24:D8:1284:ILE:HD13	24:D8:1329:VAL:HG21	1.70	0.72
10:C32:390:HIS:ND1	10:C32:452:LEU:CG	2.52	0.72
2:M:185:ARG:HH12	2:M:213:LEU:HD12	1.51	0.72
2:M:254:LEU:CD2	2:M:283:ILE:CG1	2.67	0.72
1:R8:1101:ARG:CD	24:D40:1459:LEU:O	2.35	0.72
1:R8:1242:SER:OG	1:R8:1244:LEU:HD12	1.89	0.72
2:M8:468:HIS:HE1	2:M8:511:LYS:O	1.71	0.72
8:L16:1030:LEU:CD1	9:K16:1285:GLU:HB2	2.04	0.72
10:C16:168:ARG:NH2	10:C16:227:ASP:O	2.21	0.72
10:C16:1318:ARG:HH21	10:C16:1396:SER:HG	1.37	0.72
10:C24:1290:HIS:NE2	10:C24:1334:MET:HA	2.04	0.72
11:A40:66:LEU:HD13	22:I16:323:GLU:OE2	1.89	0.72
14:W:518:GLU:HG3	14:W:605:ASN:HD21	1.55	0.72
10:C8:225:LEU:HD21	10:C8:388:TYR:CZ	2.23	0.72
10:C8:286:ILE:HG23	10:C8:292:PHE:CD1	2.24	0.72
10:C8:1271:PHE:CZ	10:C8:1284:ASP:OD1	2.29	0.72
11:A32:323:LEU:HD11	11:A32:347:GLN:OE1	1.90	0.72
11:A32:471:ASN:C	11:A32:473:GLY:H	1.96	0.72
11:A32:674:GLY:HA3	24:D32:1396:PRO:HG3	1.70	0.72
11:A32:798:PHE:HE1	11:A32:847:ARG:CZ	1.91	0.72
18:B8:1700:LEU:HD23	18:B8:1833:PHE:CD2	2.25	0.72
18:B8:1768:ILE:HD12	18:B8:1775:PHE:CE1	2.24	0.72
20:E8:85:LEU:O	20:E8:89:LEU:HD12	1.88	0.72
20:E8:123:CYS:HG	20:E8:135:ILE:HD13	1.53	0.72
21:H16:244:ARG:NH2	22:I16:177:VAL:HG13	2.04	0.72
24:D16:274:MET:HE3	24:D16:321:SER:HB2	1.69	0.72
10:C32:286:ILE:HG23	10:C32:292:PHE:CD1	2.24	0.72
1:R:1165:MET:HE3	1:R:1220:GLN:HG2	1.70	0.72
2:M:816:ARG:CZ	2:M:849:LEU:HB3	2.19	0.72
5:P:322:CYS:HB3	13:V:767:GLU:CD	2.13	0.72
5:P8:352:LEU:HD22	5:P8:365:SER:OG	1.90	0.72
7:Q8:166:GLU:OE2	7:Q8:169:ARG:CZ	2.38	0.72

*Continued on next page...*

*Continued from previous page...*

Atom-1	Atom-2	Interatomic distance (Å)	Clash overlap (Å)
5:P16:105:ARG:HH22	5:P16:133:TYR:HD1	0.74	0.72
7:Q16:124:PHE:HD1	7:Q16:125:TYR:CD2	2.03	0.72
10:C16:1290:HIS:NE2	10:C16:1334:MET:HA	2.04	0.72
10:C16:1439:ILE:HD12	10:C16:1457:LEU:CD1	2.18	0.72
10:C24:144:ASP:HB3	10:C24:147:LEU:HD12	1.71	0.72
11:A40:302:GLN:NE2	11:A40:324:ARG:HH11	1.86	0.72
14:W:518:GLU:HG3	14:W:605:ASN:ND2	2.04	0.72
10:C:1290:HIS:NE2	10:C:1334:MET:HA	2.04	0.72
10:C8:144:ASP:HB3	10:C8:147:LEU:HD12	1.71	0.72
10:C8:1682:VAL:CG2	10:C8:1758:LEU:CD2	2.67	0.72
18:B:266:ARG:NH1	18:B:383:PHE:HB3	2.04	0.72
18:B:1725:THR:CG2	18:B:1830:LEU:HD22	2.15	0.72
18:B:1900:ILE:HD12	18:B:1946:LEU:HD22	1.69	0.72
18:B8:846:SER:OG	18:B8:899:LYS:CE	2.37	0.72
20:E8:438:SER:C	20:E8:440:VAL:N	2.47	0.72
21:H:244:ARG:NH2	22:I:177:VAL:HG13	2.03	0.72
10:C32:1290:HIS:NE2	10:C32:1334:MET:HA	2.04	0.72
2:M:569:LEU:CD2	3:N:287:LYS:HD2	2.20	0.72
2:M:569:LEU:HD23	3:N:287:LYS:HD2	1.72	0.72
1:R8:1486:SER:HA	2:M8:177:VAL:HG23	1.69	0.72
5:P16:134:SER:OG	5:P16:176:GLU:OE2	2.06	0.72
9:K:994:TYR:HD2	9:K:1023:LEU:HD11	1.55	0.72
9:K8:1071:PHE:CE2	9:K8:1107:LEU:HD23	2.24	0.72
10:C16:286:ILE:HG23	10:C16:292:PHE:CE1	2.25	0.72
10:C16:1682:VAL:CG2	10:C16:1758:LEU:CD2	2.67	0.72
11:A24:66:LEU:HD13	22:I8:323:GLU:OE2	1.89	0.72
10:C24:619:LEU:HB3	10:C24:620:PRO:CD	2.19	0.72
11:A40:474:LEU:CD1	24:D32:1099:ARG:HH12	2.03	0.72
10:C:721:PHE:O	10:C:725:LEU:HD12	1.89	0.72
10:C:1724:VAL:HG22	10:C:1736:ILE:HD12	1.72	0.72
10:C8:1687:GLU:CD	10:C8:1806:ARG:HH21	1.97	0.72
11:A32:445:ASN:CG	17:F24:65:ARG:NH1	2.28	0.72
19:48:153:ARG:HH21	20:E8:467:ILE:CD1	2.00	0.72
24:D32:1284:ILE:HD13	24:D32:1329:VAL:HG21	1.70	0.72
10:C32:553:LEU:CD2	10:C32:595:THR:CG2	2.67	0.72
1:R:1078:SER:OG	5:P:713:LEU:CD2	2.38	0.72
3:N:4:GLN:NE2	3:N:44:GLY:C	2.39	0.72
3:N:221:ASN:OD1	3:N:224:LEU:N	2.22	0.72
3:N:267:TRP:HH2	3:N:294:TRP:CH2	2.07	0.72
5:P16:425:TRP:HD1	5:P16:465:TYR:HH	1.35	0.72
8:L16:1041:SER:CB	8:L16:1054:HIS:HE1	1.92	0.72

*Continued on next page...*

*Continued from previous page...*

Atom-1	Atom-2	Interatomic distance (Å)	Clash overlap (Å)
8:L16:1069:LEU:HD11	9:K16:1086:VAL:HG12	1.68	0.72
9:K8:649:MET:CG	9:K8:704:ARG:NH2	2.52	0.72
10:C16:565:ARG:CZ	10:C16:569:PHE:CD2	2.68	0.72
10:C16:1708:ARG:HG3	10:C16:1730:ILE:HD12	1.72	0.72
10:C16:1770:LEU:O	10:C16:1836:LYS:CE	2.38	0.72
10:C24:1009:GLN:HB3	10:C24:1192:ARG:CZ	2.19	0.72
10:C24:1439:ILE:HD12	10:C24:1457:LEU:CD1	2.18	0.72
11:A40:52:LEU:CD2	11:A40:55:GLU:OE2	2.37	0.72
14:W:701:LEU:CD2	15:J:624:ALA:HB1	2.18	0.72
10:C:572:ILE:HD13	10:C:606:MET:CE	2.18	0.72
10:C8:390:HIS:NE2	10:C8:459:LEU:CD1	2.53	0.72
10:C8:848:CYS:CA	10:C8:906:ARG:HH22	1.97	0.72
18:B8:176:GLU:OE2	18:B8:227:CYS:SG	2.44	0.72
18:B8:744:TYR:O	18:B8:748:SER:OG	2.07	0.72
18:B8:1161:LEU:HD11	18:B8:1403:ILE:HD13	1.71	0.72
10:C32:1290:HIS:HB2	10:C32:1334:MET:HE3	1.70	0.72
1:R:1033:LYS:HZ3	24:D:1432:THR:CG2	2.03	0.72
2:M:408:GLU:OE1	8:L:484:PRO:HG3	1.90	0.72
2:M:447:LEU:HD21	8:L:280:GLN:NE2	2.04	0.72
1:R8:1124:TRP:HZ2	4:T8:669:PRO:HG3	1.52	0.72
2:M8:569:LEU:HD23	3:N8:287:LYS:HD2	1.72	0.72
2:M8:626:PRO:HD2	3:N8:165:GLY:C	2.11	0.72
2:M8:739:TYR:CE1	2:M8:798:MET:HE1	2.25	0.72
2:M16:569:LEU:CD2	3:N16:287:LYS:HD2	2.20	0.72
2:M16:739:TYR:CE1	2:M16:798:MET:HE1	2.25	0.72
7:Q:183:ARG:NH1	7:Q:231:HIS:CE1	2.57	0.72
5:P8:267:ARG:NH2	5:P8:270:GLU:CD	2.45	0.72
10:C16:286:ILE:HG23	10:C16:292:PHE:CD1	2.24	0.72
10:C16:1687:GLU:CD	10:C16:1806:ARG:HH21	1.97	0.72
11:A24:302:GLN:NE2	11:A24:324:ARG:HH11	1.85	0.72
10:C24:721:PHE:O	10:C24:725:LEU:HD12	1.89	0.72
10:C24:1318:ARG:HH21	10:C24:1396:SER:HG	1.37	0.72
11:A40:607:ARG:HH22	24:D32:914:PHE:HD1	1.37	0.72
10:C:345:MET:HE3	10:C:401:ILE:HD11	1.46	0.72
10:C:1009:GLN:HB3	10:C:1192:ARG:CZ	2.19	0.72
10:C:1328:PHE:HZ	10:C:1377:ILE:CD1	2.01	0.72
10:C8:586:PRO:HD2	10:C8:650:ARG:HH11	1.54	0.72
11:A16:120:ALA:HB1	18:B:1520:LEU:HD13	1.72	0.72
11:A16:676:TYR:CZ	24:D16:1395:SER:HB2	2.17	0.72
11:A16:711:ARG:HD3	24:D16:1398:ARG:HG2	1.71	0.72
11:A32:120:ALA:HB1	18:B8:1520:LEU:HD13	1.72	0.72

*Continued on next page...*

*Continued from previous page...*

Atom-1	Atom-2	Interatomic distance (Å)	Clash overlap (Å)
11:A32:302:GLN:NE2	11:A32:324:ARG:HH11	1.86	0.72
18:B:266:ARG:NH1	18:B:383:PHE:CG	2.57	0.72
18:B:1911:LEU:HB2	18:B:1960:LEU:CD1	2.20	0.72
22:I24:131:ARG:NE	23:J24:557:ARG:HH21	1.88	0.72
24:D:1284:ILE:HD13	24:D:1329:VAL:HG21	1.70	0.72
24:D16:1284:ILE:HD13	24:D16:1329:VAL:HG21	1.69	0.72
10:C32:407:LYS:NZ	10:C32:465:PHE:CE2	2.53	0.72
10:C32:879:LEU:HD21	10:C32:944:MET:SD	2.29	0.72
12:A48:302:GLN:NE2	12:A48:324:ARG:HH11	1.86	0.72
1:R:1424:LYS:HE2	6:O:130:ASP:OD2	1.89	0.72
2:M:428:SER:HB3	8:L:355:SER:HG	1.38	0.72
1:R8:1466:LYS:CG	6:O8:160:LEU:CD2	2.61	0.72
2:M16:468:HIS:HE1	2:M16:511:LYS:O	1.71	0.72
5:P8:105:ARG:HH11	5:P8:130:VAL:HG13	1.55	0.72
6:O16:103:MET:HE1	6:O16:124:MET:HE1	1.70	0.72
8:L:1089:MET:HG2	9:K:1000:SER:CB	2.20	0.72
9:K8:950:LYS:CE	9:K8:977:GLU:HB3	2.20	0.72
11:A24:52:LEU:CD2	11:A24:55:GLU:OE2	2.37	0.72
11:A24:607:ARG:NH1	24:D16:914:PHE:HE1	1.88	0.72
11:A40:471:ASN:C	11:A40:473:GLY:H	1.97	0.72
12:A:212:LYS:NZ	12:A:585:MET:CE	2.53	0.72
12:A:312:LEU:HD11	12:A:364:ILE:HD11	1.71	0.72
13:V:832:LEU:HD23	13:V:836:LEU:HB3	1.72	0.72
13:V:839:LYS:HZ2	15:J:652:GLU:HG2	1.54	0.72
13:V:902:MET:CG	15:J:696:LEU:HD21	2.20	0.72
14:W:715:ASP:CA	10:C8:1568:ARG:HH11	1.86	0.72
10:C:144:ASP:HB3	10:C:147:LEU:HD12	1.71	0.72
10:C:286:ILE:HG23	10:C:292:PHE:CD1	2.24	0.72
10:C:1271:PHE:CZ	10:C:1284:ASP:OD1	2.29	0.72
10:C8:1318:ARG:HH21	10:C8:1396:SER:HG	1.36	0.72
10:C8:1328:PHE:HZ	10:C8:1377:ILE:CD1	2.02	0.72
11:A32:707:LEU:CB	24:D32:1398:ARG:NH2	2.48	0.72
18:B:1070:GLY:O	18:B:1327:ARG:NH2	2.23	0.72
18:B8:615:GLU:O	18:B8:617:ASP:N	2.18	0.72
18:B8:1911:LEU:HB2	18:B8:1960:LEU:CD1	2.20	0.72
20:E:429:PRO:HG2	24:D:69:VAL:CG1	2.17	0.72
24:D40:1109:LEU:HD13	24:D40:1127:ARG:CD	2.20	0.72
10:C32:65:PRO:CG	10:C32:96:ARG:NH2	2.44	0.72
10:C32:821:ILE:CD1	10:C32:861:ILE:HG21	2.20	0.72
10:C32:1682:VAL:CG2	10:C32:1758:LEU:CD2	2.67	0.72
10:C32:1686:LEU:HD23	10:C32:1810:LEU:CD2	2.18	0.72

*Continued on next page...*

*Continued from previous page...*

Atom-1	Atom-2	Interatomic distance (Å)	Clash overlap (Å)
2:M16:211:MET:HE3	3:N16:280:ASN:O	1.88	0.72
9:K:743:ARG:HH12	9:K:772:TYR:HE1	0.72	0.72
9:K8:1248:LEU:CD1	9:K8:1265:ILE:HD11	2.07	0.72
10:C16:1814:LYS:HE2	23:J32:738:MET:HE2	1.70	0.72
12:A:323:LEU:HD11	12:A:347:GLN:OE1	1.90	0.72
10:C:286:ILE:HG23	10:C:292:PHE:CE1	2.25	0.72
10:C8:1304:VAL:HG13	10:C8:1384:ILE:HD11	1.71	0.72
18:B:127:PHE:CE1	18:B:131:ILE:HD11	2.24	0.72
18:B8:1110:LEU:HD21	21:H24:326:GLY:N	2.01	0.72
24:D:387:LEU:CB	24:D16:746:ALA:HB2	2.19	0.72
10:C32:1328:PHE:HZ	10:C32:1377:ILE:CD1	2.01	0.72
10:C32:1439:ILE:HD13	10:C32:1457:LEU:HD13	1.70	0.72
12:A48:471:ASN:C	12:A48:473:GLY:H	1.96	0.72
1:R:526:ASN:CA	1:R:529:HIS:CE1	2.71	0.71
2:M:246:ALA:C	2:M:290:ILE:HD13	2.14	0.71
2:M:739:TYR:CE1	2:M:798:MET:HE1	2.25	0.71
6:O:103:MET:HE1	6:O:124:MET:HE1	1.70	0.71
8:L8:605:MET:HE2	8:L8:634:HIS:HD2	1.55	0.71
9:K:584:SER:OG	9:K:622:VAL:CG2	2.34	0.71
9:K:707:GLN:NE2	9:K:734:TRP:CE3	2.58	0.71
9:K:950:LYS:CE	9:K:977:GLU:HB3	2.20	0.71
10:C16:390:HIS:NE2	10:C16:449:GLU:HB2	2.03	0.71
11:A24:390:ALA:HB1	24:D16:1099:ARG:CB	2.19	0.71
11:A24:747:MET:HE1	24:D16:167:ARG:NH1	2.04	0.71
10:C24:1133:ILE:HG13	10:C24:1152:LYS:NZ	2.05	0.71
10:C24:1283:LEU:HD11	10:C24:1357:LEU:HD11	1.71	0.71
10:C24:1304:VAL:HG13	10:C24:1384:ILE:HD11	1.71	0.71
11:A40:803:PRO:HB3	24:D24:1401:LEU:HD12	0.74	0.71
10:C:1615:PHE:HB2	10:C:1674:LEU:HD23	1.71	0.71
10:C8:453:LEU:CD2	10:C8:459:LEU:CD1	2.66	0.71
10:C8:619:LEU:HB3	10:C8:620:PRO:CD	2.19	0.71
10:C8:639:MET:HE3	10:C8:643:LEU:HD11	1.71	0.71
10:C8:821:ILE:CD1	10:C8:861:ILE:HG21	2.20	0.71
10:C8:1724:VAL:HG22	10:C8:1736:ILE:HD12	1.72	0.71
18:B8:266:ARG:NH1	18:B8:383:PHE:CG	2.57	0.71
21:H8:244:ARG:NH2	22:I8:177:VAL:HG13	2.04	0.71
21:H8:316:ILE:C	21:H8:318:ALA:H	1.98	0.71
21:H24:231:HIS:HD2	23:J24:596:GLN:HE21	0.74	0.71
22:I24:131:ARG:CG	23:J24:557:ARG:HH21	1.80	0.71
24:D24:1284:ILE:HD13	24:D24:1329:VAL:HG21	1.70	0.71
10:C32:721:PHE:O	10:C32:725:LEU:HD12	1.89	0.71

*Continued on next page...*



*Continued from previous page...*

Atom-1	Atom-2	Interatomic distance (Å)	Clash overlap (Å)
10:C32:1687:GLU:CD	10:C32:1806:ARG:HH21	1.97	0.71
5:P:352:LEU:HD22	5:P:365:SER:OG	1.90	0.71
5:P:607:PHE:CZ	5:P:611:LEU:HD13	2.25	0.71
5:P8:105:ARG:HH22	5:P8:130:VAL:HA	1.52	0.71
7:Q8:149:VAL:HG23	7:Q8:187:TRP:CE2	2.26	0.71
5:P16:547:PHE:HZ	7:Q16:227:SER:O	1.72	0.71
9:K:735:ASP:OD2	9:K:794:ARG:NH2	2.24	0.71
9:K:975:MET:HE1	9:K:1005:LEU:HD21	1.71	0.71
9:K:1198:LEU:HD12	9:K:1267:LEU:CD2	2.20	0.71
9:K8:707:GLN:NE2	9:K8:734:TRP:CE3	2.58	0.71
9:K8:923:ILE:CG2	9:K8:929:ARG:HH21	2.02	0.71
10:C16:761:VAL:HG22	10:C16:826:TYR:CD1	2.26	0.71
10:C16:1133:ILE:HG13	10:C16:1152:LYS:NZ	2.05	0.71
10:C24:553:LEU:HD22	10:C24:595:THR:CG2	2.19	0.71
10:C24:1385:LEU:HB3	10:C24:1426:ARG:NH1	2.06	0.71
11:A40:312:LEU:HD11	11:A40:364:ILE:HD11	1.71	0.71
18:B:1152:ASP:CG	18:B:1378:LYS:HZ2	1.98	0.71
18:B:1768:ILE:HD12	18:B:1775:PHE:CE1	2.24	0.71
20:E:480:MET:HE2	20:E:493:TRP:CE3	2.24	0.71
22:I:131:ARG:HG3	23:J32:557:ARG:HH22	1.46	0.71
22:I8:131:ARG:HG3	23:J8:557:ARG:HH22	1.46	0.71
24:D40:854:GLU:OE1	24:D40:927:GLN:OE1	2.08	0.71
10:C32:1283:LEU:HD11	10:C32:1357:LEU:HD11	1.71	0.71
10:C32:1770:LEU:O	10:C32:1836:LYS:CE	2.38	0.71
2:M:345:ASP:C	2:M:347:LYS:N	2.31	0.71
1:R8:1189:PRO:O	24:D40:1456:GLU:OE2	2.08	0.71
2:M8:784:GLY:C	8:L16:472:GLU:OE2	2.33	0.71
1:R16:526:ASN:CA	1:R16:529:HIS:CE1	2.71	0.71
5:P8:614:VAL:H	5:P8:629:ARG:HH22	0.77	0.71
9:K:923:ILE:CG2	9:K:929:ARG:HH21	2.02	0.71
9:K8:743:ARG:HH12	9:K8:772:TYR:HE1	0.72	0.71
9:K8:1117:LEU:HD11	9:K8:1135:THR:HG21	1.71	0.71
11:A24:323:LEU:HD11	11:A24:347:GLN:OE1	1.90	0.71
11:A24:465:SER:CB	24:D16:1100:GLN:HE22	1.94	0.71
10:C24:286:ILE:HG23	10:C24:292:PHE:CE1	2.25	0.71
10:C24:565:ARG:CZ	10:C24:569:PHE:CD2	2.67	0.71
10:C24:1599:ASP:OD2	10:C24:1604:VAL:HB	1.91	0.71
10:C24:1770:LEU:O	10:C24:1836:LYS:CE	2.38	0.71
11:A40:323:LEU:HD11	11:A40:347:GLN:OE1	1.90	0.71
10:C:572:ILE:HD13	10:C:606:MET:HE2	1.70	0.71
10:C8:698:PHE:CE2	10:C8:749:LEU:HD11	2.25	0.71

*Continued on next page...*



*Continued from previous page...*

Atom-1	Atom-2	Interatomic distance (Å)	Clash overlap (Å)
11:A16:323:LEU:HD11	11:A16:347:GLN:OE1	1.90	0.71
18:B8:643:MET:HE1	18:B8:711:CYS:CB	2.18	0.71
18:B8:1070:GLY:O	18:B8:1327:ARG:NH2	2.23	0.71
10:C32:1385:LEU:HB3	10:C32:1426:ARG:NH1	2.06	0.71
2:M:672:TYR:CG	2:M:680:LYS:CD	2.73	0.71
2:M8:401:ARG:HH22	8:L8:381:GLU:HB3	1.54	0.71
2:M16:448:ASP:OD1	2:M16:448:ASP:N	2.21	0.71
5:P16:603:LYS:O	5:P16:607:PHE:HD1	1.72	0.71
7:Q16:149:VAL:HG23	7:Q16:187:TRP:CE2	2.26	0.71
9:K8:1198:LEU:HD12	9:K8:1267:LEU:CD2	2.20	0.71
11:A40:390:ALA:CB	24:D32:1099:ARG:CB	2.67	0.71
11:A40:474:LEU:HD11	24:D32:1099:ARG:NH2	1.90	0.71
14:W:706:LYS:HA	15:J:638:ASP:OD2	1.90	0.71
10:C:821:ILE:CD1	10:C:861:ILE:HG21	2.20	0.71
10:C8:1708:ARG:HG3	10:C8:1730:ILE:HD12	1.72	0.71
11:A16:212:LYS:HE3	11:A16:585:MET:HE1	1.27	0.71
22:I:131:ARG:NE	23:J32:557:ARG:HH21	1.88	0.71
21:H24:316:ILE:C	21:H24:318:ALA:H	1.97	0.71
10:C32:1061:ASN:O	10:C32:1062:GLU:C	2.25	0.71
10:C32:1599:ASP:OD2	10:C32:1604:VAL:HB	1.91	0.71
10:C32:1622:SER:OG	10:C32:1623:ILE:N	2.08	0.71
10:C32:1724:VAL:HG22	10:C32:1736:ILE:HD12	1.72	0.71
2:M8:762:LEU:CB	2:M8:813:ASN:HD21	1.85	0.71
1:R16:1346:ILE:HD11	5:P16:685:PRO:HG2	1.71	0.71
2:M16:628:LEU:CD1	3:N16:223:GLY:CA	2.68	0.71
9:K8:735:ASP:OD2	9:K8:794:ARG:NH2	2.23	0.71
9:K8:783:ARG:HB3	9:K8:785:ASP:OD1	1.91	0.71
10:C16:586:PRO:HD2	10:C16:650:ARG:HH11	1.54	0.71
10:C16:1304:VAL:HG13	10:C16:1384:ILE:HD11	1.71	0.71
10:C16:1662:ASP:OD1	10:C24:1561:SER:OG	2.09	0.71
10:C16:1724:VAL:HG22	10:C16:1736:ILE:HD12	1.72	0.71
11:A24:212:LYS:NZ	11:A24:585:MET:CE	2.53	0.71
11:A24:445:ASN:CG	17:F:65:ARG:NH1	2.28	0.71
10:C24:1328:PHE:HZ	10:C24:1377:ILE:CD1	2.01	0.71
10:C24:1708:ARG:HG3	10:C24:1730:ILE:HD12	1.72	0.71
12:A:471:ASN:C	12:A:473:GLY:H	1.97	0.71
12:A:707:LEU:HD11	12:A:767:ARG:HH12	1.55	0.71
14:W:711:ARG:NH1	10:C8:1606:GLY:HA2	2.05	0.71
10:C:280:SER:O	10:C:282:LYS:N	2.24	0.71
10:C:452:LEU:HD12	10:C:453:LEU:N	2.04	0.71
10:C:553:LEU:HD22	10:C:595:THR:CG2	2.19	0.71

*Continued on next page...*

*Continued from previous page...*

Atom-1	Atom-2	Interatomic distance (Å)	Clash overlap (Å)
10:C:698:PHE:CE2	10:C:749:LEU:HD11	2.26	0.71
10:C:1133:ILE:HG13	10:C:1152:LYS:NZ	2.05	0.71
10:C:1439:ILE:HD13	10:C:1457:LEU:HD13	1.70	0.71
10:C:1687:GLU:CD	10:C:1806:ARG:HH21	1.97	0.71
10:C8:663:ILE:O	10:C8:667:ILE:HG23	1.90	0.71
10:C8:1290:HIS:CG	10:C8:1334:MET:CE	2.70	0.71
11:A32:112:ALA:CB	18:B8:1416:LYS:HZ1	2.02	0.71
11:A32:212:LYS:NZ	11:A32:585:MET:CE	2.53	0.71
11:A32:388:VAL:H	11:A32:459:ARG:HH11	1.33	0.71
18:B:235:ARG:CZ	18:B:308:GLU:OE2	2.38	0.71
18:B:782:THR:C	24:D16:1066:VAL:CG2	2.63	0.71
18:B:846:SER:OG	18:B:899:LYS:CE	2.37	0.71
18:B:1575:GLN:CD	24:D16:1403:LEU:HD23	2.14	0.71
18:B8:235:ARG:CZ	18:B8:308:GLU:OE2	2.38	0.71
18:B8:428:GLN:CG	18:B8:584:ARG:NH1	2.50	0.71
18:B8:1152:ASP:CG	18:B8:1378:LYS:HZ2	1.98	0.71
19:4:183:ARG:HH12	19:4:245:GLY:N	1.88	0.71
20:E8:480:MET:HE2	20:E8:493:TRP:CE3	2.24	0.71
21:H8:316:ILE:C	21:H8:318:ALA:N	2.45	0.71
24:D:308:ASN:ND2	24:D16:753:ARG:CZ	2.52	0.71
24:D:1009:CYS:C	24:D:1013:HIS:HD1	1.97	0.71
10:C32:1466:ARG:HH12	12:A48:127:SER:HB3	1.54	0.71
12:A48:312:LEU:HD11	12:A48:364:ILE:HD11	1.71	0.71
1:R:1124:TRP:CH2	4:T:669:PRO:HG3	2.25	0.71
2:M:624:ASP:O	3:N:165:GLY:CA	2.39	0.71
2:M8:628:LEU:CD1	3:N8:223:GLY:CA	2.68	0.71
7:Q:166:GLU:OE2	7:Q:169:ARG:CZ	2.38	0.71
5:P8:607:PHE:CZ	5:P8:611:LEU:HD13	2.25	0.71
8:L16:976:LEU:HD22	9:K16:1004:ARG:NE	1.98	0.71
9:K8:584:SER:OG	9:K8:622:VAL:CG2	2.34	0.71
9:K8:634:LEU:CD2	9:K8:754:ARG:HH12	2.00	0.71
10:C16:619:LEU:HB3	10:C16:620:PRO:CD	2.19	0.71
10:C24:1449:GLU:CD	24:D24:1151:SER:HA	2.15	0.71
12:A:362:ARG:HG2	12:A:366:ARG:CZ	2.21	0.71
14:W:586:ILE:CD1	15:J:572:ASP:OD2	2.38	0.71
10:C:1166:SER:O	10:C:1168:PRO:N	2.24	0.71
10:C8:1285:VAL:HG21	10:C8:1738:MET:HE3	1.61	0.71
10:C8:1290:HIS:NE2	10:C8:1334:MET:HA	2.04	0.71
11:A16:24:ALA:O	23:J32:705:TRP:NE1	2.23	0.71
18:B:176:GLU:OE2	18:B:227:CYS:SG	2.44	0.71
18:B:1419:LYS:HG3	18:B:1468:PHE:CZ	2.26	0.71

*Continued on next page...*

*Continued from previous page...*

Atom-1	Atom-2	Interatomic distance (Å)	Clash overlap (Å)
18:B:1700:LEU:HD23	18:B:1833:PHE:CD2	2.24	0.71
18:B8:1045:LYS:HZ3	18:B8:1100:LEU:HD23	1.54	0.71
19:48:340:PRO:HD3	24:D8:140:ALA:CB	2.20	0.71
21:H:316:ILE:C	21:H:318:ALA:H	1.98	0.71
10:C32:553:LEU:HD22	10:C32:595:THR:CG2	2.19	0.71
10:C32:667:ILE:HD11	10:C32:700:MET:CE	2.19	0.71
2:M:328:THR:HG21	2:M:350:SER:CB	2.21	0.71
1:R16:1124:TRP:CH2	4:T16:669:PRO:HG3	2.25	0.71
5:P:377:LEU:HD12	14:W:23:PRO:HB3	1.71	0.71
5:P8:547:PHE:HZ	7:Q8:227:SER:O	1.72	0.71
8:L:1054:HIS:CE1	8:L:1054:HIS:NE2	2.57	0.71
10:C16:278:ARG:HH11	10:C16:287:SER:HB2	1.56	0.71
10:C16:553:LEU:HD22	10:C16:595:THR:CG2	2.19	0.71
11:A24:24:ALA:O	23:J8:705:TRP:NE1	2.23	0.71
11:A24:36:ASN:HD21	22:I8:293:LYS:HE2	1.52	0.71
11:A40:787:ASP:OD1	11:A40:788:PRO:HD2	1.91	0.71
13:V:835:GLU:HG3	15:J:648:TYR:OH	1.88	0.71
10:C8:286:ILE:HG23	10:C8:292:PHE:CE1	2.25	0.71
10:C8:553:LEU:HD22	10:C8:595:THR:CG2	2.19	0.71
10:C8:1385:LEU:HB3	10:C8:1426:ARG:NH1	2.06	0.71
10:C8:1770:LEU:O	10:C8:1836:LYS:CE	2.38	0.71
11:A16:362:ARG:HG2	11:A16:366:ARG:CZ	2.21	0.71
11:A32:36:ASN:HD22	22:I24:293:LYS:HZ1	1.38	0.71
10:C32:280:SER:O	10:C32:282:LYS:N	2.24	0.71
12:A48:323:LEU:HD11	12:A48:347:GLN:OE1	1.90	0.71
2:M:210:GLN:NE2	10:C:529:GLN:HE21	1.88	0.71
2:M:628:LEU:CD1	3:N:223:GLY:CA	2.68	0.71
2:M8:651:ARG:HG3	2:M8:664:MET:HE1	1.73	0.71
1:R16:1442:THR:CG2	3:N16:13:ILE:HD11	2.21	0.71
3:N16:267:TRP:HH2	3:N16:294:TRP:CH2	2.07	0.71
11:A24:468:VAL:HG21	24:D16:1100:GLN:CB	2.21	0.71
13:V:902:MET:HE1	14:W:777:LEU:HD23	0.72	0.71
10:C:52:SER:OG	24:D:1017:GLN:HG3	1.89	0.71
11:A16:445:ASN:CG	17:F8:65:ARG:NH1	2.28	0.71
11:A32:787:ASP:OD1	11:A32:788:PRO:HD2	1.91	0.71
18:B:968:PHE:CB	18:B:1040:MET:HE2	2.20	0.71
18:B:1739:LEU:HB3	18:B:1777:LEU:HD21	1.72	0.71
18:B8:234:TRP:CD2	18:B8:309:MET:HE3	2.26	0.71
18:B8:1739:LEU:HB3	18:B8:1777:LEU:HD21	1.72	0.71
19:48:340:PRO:CD	24:D8:140:ALA:HB1	2.20	0.71
24:D:308:ASN:CG	24:D16:753:ARG:HH21	1.97	0.71

*Continued on next page...*

*Continued from previous page...*

Atom-1	Atom-2	Interatomic distance (Å)	Clash overlap (Å)
24:D32:1099:ARG:HG2	24:D32:1099:ARG:O	1.89	0.71
10:C32:286:ILE:HG23	10:C32:292:PHE:CE1	2.25	0.71
12:A48:362:ARG:HG2	12:A48:366:ARG:CZ	2.20	0.71
1:R8:1124:TRP:CH2	4:T8:669:PRO:HG3	2.25	0.71
2:M8:847:PHE:CB	4:T8:656:TRP:CH2	2.45	0.71
5:P:325:PHE:CD2	13:V:771:GLN:NE2	2.58	0.71
5:P:547:PHE:HZ	7:Q:227:SER:O	1.72	0.71
5:P16:352:LEU:HD22	5:P16:365:SER:OG	1.90	0.71
8:L:1096:GLU:CD	9:K:996:MET:HB3	2.15	0.71
10:C16:1385:LEU:HB3	10:C16:1426:ARG:NH1	2.05	0.71
10:C16:1691:GLU:OE2	23:J32:735:LYS:HA	1.90	0.71
11:A24:312:LEU:HD11	11:A24:364:ILE:HD11	1.71	0.71
10:C:453:LEU:CD2	10:C:459:LEU:CD1	2.66	0.71
10:C:761:VAL:HG22	10:C:826:TYR:CD1	2.26	0.71
10:C:1385:LEU:HB3	10:C:1426:ARG:NH1	2.05	0.71
10:C:1708:ARG:HG3	10:C:1730:ILE:HD12	1.72	0.71
10:C8:643:LEU:HD21	10:C8:656:THR:HG23	1.71	0.71
10:C8:758:GLN:HE21	10:C8:819:GLN:HG2	1.54	0.71
10:C8:1068:THR:O	10:C8:1069:TYR:C	2.25	0.71
18:B:344:LYS:HE2	18:B:351:MET:HA	1.73	0.71
18:B:428:GLN:CG	18:B:584:ARG:NH1	2.50	0.71
18:B:643:MET:HE1	18:B:711:CYS:CB	2.18	0.71
18:B:1291:LEU:HD12	18:B:1332:VAL:CG2	2.21	0.71
24:D:405:GLN:OE1	24:D16:10:ARG:HD3	1.52	0.71
1:R:1022:TYR:OH	24:D:1441:PRO:HB2	1.90	0.71
1:R:1115:TYR:HB2	1:R:1131:MET:HE3	1.73	0.71
1:R:1424:LYS:HD2	6:O:107:SER:OG	1.89	0.71
1:R8:526:ASN:CA	1:R8:529:HIS:CE1	2.71	0.71
1:R16:1165:MET:HE3	1:R16:1220:GLN:HG2	1.71	0.71
2:M16:569:LEU:HD23	3:N16:287:LYS:HD2	1.72	0.71
9:K:614:PHE:O	9:K:683:GLN:NE2	2.24	0.71
10:C16:1009:GLN:HB3	10:C16:1192:ARG:CZ	2.20	0.71
10:C24:1278:ASP:OD2	21:H24:283:LYS:CG	2.37	0.71
10:C24:1699:LYS:HZ2	23:J24:722:LEU:HD21	1.55	0.71
11:A40:212:LYS:NZ	11:A40:585:MET:CE	2.53	0.71
12:A:437:LEU:HD11	12:A:454:LYS:HZ3	1.54	0.71
10:C:168:ARG:HH11	10:C:229:PRO:HA	1.56	0.71
10:C:1599:ASP:OD2	10:C:1604:VAL:HB	1.91	0.71
10:C8:847:ARG:NE	10:C8:903:ASN:CG	2.49	0.71
10:C8:1133:ILE:HG13	10:C8:1152:LYS:NZ	2.05	0.71
10:C8:1599:ASP:OD2	10:C8:1604:VAL:HB	1.91	0.71

*Continued on next page...*

*Continued from previous page...*

Atom-1	Atom-2	Interatomic distance (Å)	Clash overlap (Å)
11:A16:312:LEU:HD11	11:A16:364:ILE:HD11	1.71	0.71
18:B:744:TYR:O	18:B:748:SER:OG	2.07	0.71
18:B:1802:ASP:C	18:B:1804:THR:H	1.99	0.71
18:B8:968:PHE:CB	18:B8:1040:MET:HE2	2.20	0.71
18:B8:1419:LYS:HG3	18:B8:1468:PHE:CZ	2.26	0.71
21:H24:287:ILE:HG23	22:I24:273:LEU:HD11	1.73	0.71
10:C32:761:VAL:HG22	10:C32:826:TYR:CD1	2.26	0.71
1:R:1428:VAL:CG2	6:O:165:LYS:HE2	2.19	0.70
2:M:254:LEU:CD2	2:M:283:ILE:CD1	2.68	0.70
1:R8:1442:THR:CG2	3:N8:13:ILE:HD11	2.21	0.70
2:M16:328:THR:HG21	2:M16:350:SER:CB	2.21	0.70
9:K8:1110:GLN:O	9:K8:1114:THR:OG1	2.09	0.70
10:C16:390:HIS:CG	10:C16:452:LEU:CB	2.66	0.70
10:C16:407:LYS:NZ	10:C16:465:PHE:CE2	2.53	0.70
10:C16:698:PHE:CE2	10:C16:749:LEU:HD11	2.26	0.70
10:C16:1328:PHE:HZ	10:C16:1377:ILE:CD1	2.01	0.70
10:C24:572:ILE:HD13	10:C24:606:MET:HE2	1.70	0.70
11:A40:70:GLU:O	21:H16:351:ARG:NH1	2.24	0.70
14:W:598:ILE:HG12	14:W:626:LEU:CD2	2.21	0.70
11:A16:388:VAL:H	11:A16:459:ARG:HH11	1.33	0.70
11:A32:362:ARG:HG2	11:A32:366:ARG:CZ	2.21	0.70
18:B:583:ARG:NH2	18:B:711:CYS:HB2	2.06	0.70
18:B8:344:LYS:HE2	18:B8:351:MET:HA	1.73	0.70
18:B8:1802:ASP:C	18:B8:1804:THR:H	1.99	0.70
20:E8:25:PRO:HG3	20:E8:237:ILE:HD11	1.72	0.70
20:E8:73:ASP:OD1	20:E8:96:ARG:NH2	2.24	0.70
21:H:287:ILE:HG23	22:I:273:LEU:HD11	1.73	0.70
21:H8:338:MET:CE	23:J8:692:VAL:HG21	2.21	0.70
22:I8:131:ARG:NE	23:J8:557:ARG:HH21	1.88	0.70
21:H24:338:MET:CE	23:J24:692:VAL:HG21	2.21	0.70
10:C32:698:PHE:CE2	10:C32:749:LEU:HD11	2.26	0.70
10:C32:1009:GLN:HB3	10:C32:1192:ARG:CZ	2.20	0.70
10:C32:1286:MET:HE3	10:C32:1344:VAL:HG11	1.73	0.70
1:R:1078:SER:OG	5:P:713:LEU:HD23	1.91	0.70
2:M:254:LEU:HD22	2:M:283:ILE:HD13	1.73	0.70
2:M:819:GLN:OE1	2:M:846:LEU:HD21	1.91	0.70
3:N:26:ILE:CD1	3:N:40:VAL:HG21	2.21	0.70
2:M16:627:TYR:CE1	3:N16:162:THR:CG2	2.74	0.70
2:M16:651:ARG:HG3	2:M16:664:MET:HE1	1.73	0.70
3:N16:26:ILE:CD1	3:N16:40:VAL:HG21	2.21	0.70
4:T16:671:ILE:HD12	5:P16:698:GLY:C	2.16	0.70

*Continued on next page...*

*Continued from previous page...*

Atom-1	Atom-2	Interatomic distance (Å)	Clash overlap (Å)
5:P:401:ARG:HD2	5:P:414:VAL:HG11	1.72	0.70
5:P8:16:PHE:HD1	6:O8:311:LEU:CD1	2.03	0.70
5:P16:267:ARG:NH2	5:P16:270:GLU:CD	2.45	0.70
9:K8:1154:TRP:CH2	9:K8:1219:VAL:HG13	2.26	0.70
9:K8:1154:TRP:CE2	9:K8:1219:VAL:HG11	2.25	0.70
10:C16:821:ILE:CD1	10:C16:861:ILE:HG21	2.20	0.70
11:A24:225:ARG:HH11	11:A24:228:MET:HE1	1.56	0.70
11:A24:362:ARG:HG2	11:A24:366:ARG:CZ	2.21	0.70
11:A24:787:ASP:OD1	11:A24:788:PRO:HD2	1.91	0.70
10:C24:1687:GLU:CD	10:C24:1806:ARG:HH21	1.97	0.70
11:A40:36:ASN:HD21	22:I16:293:LYS:HE2	1.52	0.70
11:A40:326:TYR:CD1	17:F16:77:TYR:HB3	2.13	0.70
12:A:273:ARG:NH2	12:A:480:ASP:OD1	2.24	0.70
12:A:468:VAL:C	12:A:470:LEU:H	1.99	0.70
10:C:452:LEU:HD12	10:C:453:LEU:HG	1.73	0.70
10:C:620:PRO:HB3	10:C:636:VAL:HG13	1.58	0.70
10:C:979:MET:HE3	10:C:1028:ILE:HG22	0.72	0.70
10:C:1318:ARG:HH21	10:C:1396:SER:HG	1.38	0.70
11:A16:212:LYS:NZ	11:A16:585:MET:CE	2.53	0.70
11:A32:24:ALA:O	23:J24:705:TRP:NE1	2.23	0.70
18:B:1161:LEU:CD1	18:B:1403:ILE:CG2	2.68	0.70
18:B:1563:PHE:CE1	18:B:1567:ILE:HD11	2.26	0.70
18:B8:349:PHE:CZ	18:B8:353:ILE:CD1	2.58	0.70
20:E8:432:ILE:HG21	24:D40:72:GLU:OE1	1.91	0.70
10:C32:847:ARG:CZ	10:C32:903:ASN:CG	2.64	0.70
10:C32:1166:SER:O	10:C32:1168:PRO:N	2.24	0.70
10:C32:1615:PHE:HB2	10:C32:1674:LEU:HD23	1.71	0.70
1:R:1442:THR:CG2	3:N:13:ILE:HD11	2.21	0.70
2:M:417:ARG:CA	8:L:346:TRP:CZ2	2.73	0.70
2:M8:351:ALA:CB	8:L8:219:ILE:HG23	2.21	0.70
2:M8:624:ASP:O	3:N8:165:GLY:CA	2.39	0.70
8:L8:1077:LEU:CD1	9:K8:1086:VAL:CG1	2.65	0.70
9:K:1154:TRP:CH2	9:K:1219:VAL:HG13	2.26	0.70
10:C16:847:ARG:NE	10:C16:903:ASN:CG	2.50	0.70
10:C16:1699:LYS:NZ	23:J32:722:LEU:HD21	2.00	0.70
10:C24:847:ARG:NE	10:C24:903:ASN:CG	2.49	0.70
10:C24:1286:MET:HE3	10:C24:1344:VAL:HG11	1.73	0.70
12:A:127:SER:HB3	10:C:1466:ARG:HH12	1.54	0.70
10:C8:761:VAL:HG22	10:C8:826:TYR:CD1	2.26	0.70
10:C8:922:ALA:HB1	10:C8:923:PRO:HD2	1.74	0.70
10:C8:960:PHE:CZ	10:C8:1138:GLU:OE1	2.43	0.70

*Continued on next page...*



*Continued from previous page...*

Atom-1	Atom-2	Interatomic distance (Å)	Clash overlap (Å)
11:A32:711:ARG:HD3	24:D32:1398:ARG:CG	2.20	0.70
21:H:291:VAL:CG1	23:J32:657:GLU:HG3	2.21	0.70
21:H16:338:MET:CE	23:J16:692:VAL:HG21	2.21	0.70
12:A48:212:LYS:NZ	12:A48:585:MET:CE	2.53	0.70
1:R8:1466:LYS:HD2	6:O8:160:LEU:HD13	1.72	0.70
2:M8:627:TYR:CE2	3:N8:162:THR:CB	2.75	0.70
6:O:105:ASN:ND2	6:O:134:ARG:HH22	1.89	0.70
7:Q16:295:SER:HB2	7:Q16:297:VAL:HG23	1.73	0.70
8:L:346:TRP:CZ3	8:L:350:THR:CG2	2.74	0.70
8:L16:1096:GLU:OE1	9:K16:998:GLN:HG3	1.89	0.70
9:K:1117:LEU:HD11	9:K:1135:THR:HG21	1.71	0.70
10:C16:1283:LEU:HD11	10:C16:1357:LEU:HD11	1.71	0.70
10:C16:1466:ARG:HH12	11:A24:127:SER:HB3	1.54	0.70
11:A24:70:GLU:O	21:H8:351:ARG:NH1	2.24	0.70
10:C24:821:ILE:CD1	10:C24:861:ILE:HG21	2.20	0.70
10:C24:1271:PHE:HE2	10:C24:1284:ASP:HB3	1.53	0.70
13:V:814:MET:CE	13:V:824:TRP:HH2	2.04	0.70
14:W:516:GLN:C	14:W:604:PRO:HB2	2.15	0.70
10:C8:572:ILE:HD13	10:C8:606:MET:HE2	1.70	0.70
11:A16:707:LEU:HD11	11:A16:767:ARG:HH12	1.55	0.70
11:A32:225:ARG:HH11	11:A32:228:MET:HE1	1.57	0.70
11:A32:437:LEU:HD11	11:A32:454:LYS:HZ3	1.56	0.70
18:B8:1161:LEU:HD11	18:B8:1403:ILE:CG2	2.22	0.70
3:N8:221:ASN:OD1	3:N8:224:LEU:N	2.22	0.70
2:M16:231:ARG:HG3	2:M16:299:GLY:C	2.17	0.70
2:M16:399:THR:CG2	2:M16:480:ARG:NH2	2.41	0.70
2:M16:544:LEU:CD1	2:M16:586:ALA:HB1	2.21	0.70
5:P:47:ASN:H	5:P:471:SER:HG	1.38	0.70
8:L8:175:ARG:HH11	12:A48:134:LYS:HD3	1.56	0.70
9:K:1019:ARG:HG2	9:K:1059:ARG:NH1	2.07	0.70
9:K8:614:PHE:O	9:K8:683:GLN:NE2	2.24	0.70
10:C24:18:THR:HG23	10:C24:883:GLU:HG2	1.73	0.70
10:C24:565:ARG:HH22	10:C24:569:PHE:HD2	1.28	0.70
10:C24:1466:ARG:HH12	11:A40:127:SER:HB3	1.55	0.70
11:A40:24:ALA:O	23:J16:705:TRP:NE1	2.23	0.70
11:A40:707:LEU:HD11	11:A40:767:ARG:HH12	1.55	0.70
11:A40:803:PRO:CB	24:D24:1401:LEU:CD1	2.34	0.70
12:A:707:LEU:HD21	12:A:767:ARG:NH2	2.07	0.70
12:A:787:ASP:OD1	12:A:788:PRO:HD2	1.91	0.70
10:C:847:ARG:CZ	10:C:903:ASN:CG	2.65	0.70
10:C8:168:ARG:HH11	10:C8:229:PRO:HA	1.57	0.70

*Continued on next page...*



*Continued from previous page...*

Atom-1	Atom-2	Interatomic distance (Å)	Clash overlap (Å)
10:C8:847:ARG:CZ	10:C8:903:ASN:CG	2.65	0.70
11:A16:90:PHE:CD2	18:B:1788:ILE:HD13	2.25	0.70
18:B:234:TRP:CD2	18:B:309:MET:HE3	2.26	0.70
20:E:73:ASP:OD1	20:E:96:ARG:NH2	2.24	0.70
21:H:338:MET:CE	23:J32:692:VAL:HG21	2.21	0.70
21:H16:312:GLN:CD	21:H16:316:ILE:HD11	2.16	0.70
24:D16:1112:ALA:HB2	24:D16:1160:LEU:HD13	1.71	0.70
10:C32:758:GLN:HE21	10:C32:819:GLN:HG2	1.54	0.70
10:C32:847:ARG:NE	10:C32:903:ASN:CG	2.49	0.70
10:C32:848:CYS:CA	10:C32:906:ARG:HH22	1.97	0.70
10:C32:1133:ILE:HG13	10:C32:1152:LYS:NZ	2.05	0.70
12:A48:212:LYS:CE	12:A48:585:MET:HE3	2.14	0.70
1:R:1063:ARG:HE	24:D:1432:THR:HG21	1.57	0.70
5:P8:55:ARG:CZ	5:P8:64:ASP:HB2	2.22	0.70
8:L16:1071:LEU:HD21	9:K16:1284:MET:HE1	1.73	0.70
10:C16:280:SER:O	10:C16:282:LYS:N	2.24	0.70
10:C:847:ARG:NE	10:C:903:ASN:CG	2.50	0.70
10:C8:1290:HIS:HB2	10:C8:1334:MET:HE3	1.70	0.70
11:A16:273:ARG:NH2	11:A16:480:ASP:OD1	2.24	0.70
11:A16:787:ASP:OD1	11:A16:788:PRO:HD2	1.91	0.70
18:B:842:ASN:OD1	18:B:899:LYS:CE	2.40	0.70
18:B8:842:ASN:OD1	18:B8:899:LYS:CE	2.40	0.70
18:B8:1563:PHE:CE1	18:B8:1567:ILE:HD11	2.26	0.70
20:E:429:PRO:HG3	24:D:69:VAL:CA	2.18	0.70
21:H:280:LEU:HD21	22:I:262:LEU:HG	1.74	0.70
21:H24:291:VAL:CG1	23:J24:657:GLU:HG3	2.21	0.70
22:I16:131:ARG:NE	23:J16:557:ARG:HH21	1.88	0.70
23:J16:718:GLN:CD	23:J16:737:TRP:HZ3	1.83	0.70
12:A48:273:ARG:NH2	12:A48:480:ASP:OD1	2.24	0.70
1:R:1124:TRP:HZ2	4:T:669:PRO:HG3	1.52	0.70
2:M:639:GLN:HE22	3:N:269:LEU:HD13	0.75	0.70
2:M8:625:HIS:NE2	3:N8:225:PRO:CA	2.55	0.70
3:N16:162:THR:HG22	3:N16:168:VAL:CG2	2.16	0.70
5:P:109:ILE:CD1	14:W:18:PRO:HG2	2.09	0.70
7:Q8:125:TYR:HB3	7:Q8:168:LEU:HG	1.73	0.70
7:Q8:200:PHE:CE2	7:Q8:228:ALA:HA	2.27	0.70
8:L8:598:LEU:CD2	8:L8:627:ARG:NH1	2.55	0.70
8:L8:608:PHE:CD2	8:L8:635:MET:SD	2.85	0.70
9:K8:806:LEU:HD11	9:K8:839:LEU:HD11	1.73	0.70
10:C16:470:HIS:HD2	10:C16:508:ILE:HD11	1.57	0.70
11:A24:707:LEU:HD11	11:A24:767:ARG:HH12	1.55	0.70

*Continued on next page...*

*Continued from previous page...*

Atom-1	Atom-2	Interatomic distance (Å)	Clash overlap (Å)
11:A40:707:LEU:HD21	11:A40:767:ARG:NH2	2.07	0.70
12:A:642:GLY:HA3	12:A:685:ARG:HH22	1.53	0.70
10:C:35:ASN:OD1	24:D:1148:LEU:HD11	1.87	0.70
10:C:922:ALA:HB1	10:C:923:PRO:HD2	1.74	0.70
10:C:1770:LEU:O	10:C:1836:LYS:CE	2.38	0.70
11:A16:70:GLU:O	21:H:351:ARG:NH1	2.24	0.70
11:A32:52:LEU:CD2	11:A32:55:GLU:OE2	2.37	0.70
18:B:729:LEU:HD13	18:B:1196:MET:SD	2.32	0.70
21:H:312:GLN:CD	21:H:316:ILE:HD11	2.16	0.70
22:I8:203:GLN:NE2	22:I8:209:TRP:HE1	1.89	0.70
12:A48:787:ASP:OD1	12:A48:788:PRO:HD2	1.91	0.70
2:M:202:LYS:NZ	2:M:208:SER:N	2.39	0.70
2:M16:624:ASP:O	3:N16:165:GLY:CA	2.39	0.70
2:M16:625:HIS:CD2	3:N16:225:PRO:HA	2.27	0.70
2:M16:639:GLN:HE22	3:N16:269:LEU:HD13	0.75	0.70
3:N16:4:GLN:NE2	3:N16:44:GLY:C	2.39	0.70
5:P:600:PHE:HD2	5:P:638:SER:OG	1.68	0.70
6:O8:105:ASN:ND2	6:O8:134:ARG:HH22	1.89	0.70
5:P16:159:ILE:HD11	5:P16:214:LEU:CB	2.22	0.70
7:Q16:125:TYR:HB3	7:Q16:168:LEU:HG	1.73	0.70
9:K:783:ARG:HB3	9:K:785:ASP:OD1	1.91	0.70
9:K8:831:SER:O	9:K8:882:SER:HB2	1.92	0.70
11:A24:694:GLU:OE1	24:D8:1398:ARG:HA	1.91	0.70
11:A24:707:LEU:HD21	11:A24:767:ARG:NH2	2.07	0.70
10:C24:572:ILE:HG12	10:C24:606:MET:HE1	1.73	0.70
10:C24:586:PRO:HD2	10:C24:650:ARG:HH11	1.54	0.70
11:A40:390:ALA:HB1	24:D32:1099:ARG:CB	2.22	0.70
14:W:584:CYS:SG	15:J:573:LYS:CG	2.79	0.70
10:C:983:SER:HB3	10:C:1040:HIS:CD2	2.26	0.70
10:C8:572:ILE:HG12	10:C8:606:MET:HE1	1.73	0.70
11:A16:437:LEU:HD11	11:A16:454:LYS:HZ3	1.55	0.70
11:A16:468:VAL:C	11:A16:470:LEU:H	2.00	0.70
18:B:496:LEU:HD21	18:B:540:ILE:CD1	2.22	0.70
21:H24:280:LEU:HD21	22:I24:262:LEU:HG	1.74	0.70
21:H24:312:GLN:CD	21:H24:316:ILE:HD11	2.16	0.70
2:M:628:LEU:HD12	3:N:223:GLY:CA	2.19	0.70
2:M:672:TYR:CG	2:M:680:LYS:HD3	2.26	0.70
4:T:672:GLN:CD	5:P:702:LEU:HD21	2.16	0.70
5:P8:578:LEU:HD13	5:P8:608:LYS:HZ3	1.55	0.70
7:Q16:200:PHE:CE2	7:Q16:228:ALA:HA	2.27	0.70
8:L:621:SER:HB3	8:L:657:TYR:CD1	2.26	0.70

*Continued on next page...*

*Continued from previous page...*

Atom-1	Atom-2	Interatomic distance (Å)	Clash overlap (Å)
8:L:1096:GLU:HG2	9:K:998:GLN:HE21	1.56	0.70
9:K:1019:ARG:CD	9:K:1059:ARG:CD	2.69	0.70
9:K:1048:GLN:OE1	9:K:1128:ARG:NE	2.25	0.70
9:K8:1064:PRO:O	9:K8:1066:ASP:N	2.25	0.70
10:C16:18:THR:HG23	10:C16:883:GLU:HG2	1.73	0.70
10:C16:572:ILE:HG12	10:C16:606:MET:HE1	1.73	0.70
11:A24:51:THR:HG23	22:I8:317:HIS:HB2	1.74	0.70
10:C24:390:HIS:HB3	10:C24:452:LEU:HD23	1.74	0.70
10:C24:698:PHE:CE2	10:C24:749:LEU:HD11	2.26	0.70
10:C24:761:VAL:HG22	10:C24:826:TYR:CD1	2.26	0.70
10:C:1716:LYS:HG3	10:C:1721:GLN:NE2	2.07	0.70
11:A32:555:HIS:C	11:A32:557:LEU:N	2.50	0.70
18:B:618:VAL:HG11	18:B:621:VAL:HG23	1.72	0.70
18:B8:234:TRP:CE3	18:B8:309:MET:HE3	2.27	0.70
18:B8:618:VAL:HG11	18:B8:621:VAL:CG2	2.22	0.70
21:H16:287:ILE:HG23	22:I16:273:LEU:HD11	1.73	0.70
10:C32:470:HIS:HD2	10:C32:508:ILE:HD11	1.57	0.70
10:C32:619:LEU:HB3	10:C32:620:PRO:CD	2.19	0.70
3:N8:4:GLN:NE2	3:N8:44:GLY:C	2.39	0.70
3:N8:26:ILE:CD1	3:N8:40:VAL:HG21	2.21	0.70
5:P16:55:ARG:CZ	5:P16:64:ASP:HB2	2.22	0.70
10:C16:922:ALA:HB1	10:C16:923:PRO:HD2	1.74	0.70
10:C16:1599:ASP:OD2	10:C16:1604:VAL:HB	1.91	0.70
10:C24:470:HIS:HD2	10:C24:508:ILE:HD11	1.57	0.70
10:C24:1068:THR:O	10:C24:1069:TYR:C	2.25	0.70
11:A40:212:LYS:CE	11:A40:585:MET:HE3	2.14	0.70
11:A40:362:ARG:HG2	11:A40:366:ARG:CZ	2.21	0.70
10:C8:280:SER:O	10:C8:282:LYS:N	2.23	0.70
10:C8:1716:LYS:HG3	10:C8:1721:GLN:NE2	2.07	0.70
11:A32:70:GLU:O	21:H24:351:ARG:NH1	2.24	0.70
11:A32:312:LEU:HD11	11:A32:364:ILE:HD11	1.71	0.70
11:A32:707:LEU:HD21	11:A32:767:ARG:NH2	2.07	0.70
18:B:421:ASP:CG	18:B:468:ARG:HH22	1.99	0.70
18:B:989:ILE:O	18:B:991:ASP:N	2.25	0.70
18:B:1110:LEU:HD23	21:H:326:GLY:CA	2.03	0.70
18:B8:235:ARG:HH11	18:B8:308:GLU:HB3	1.56	0.70
18:B8:1045:LYS:HZ1	18:B8:1100:LEU:HD21	1.57	0.70
19:4:100:ILE:HD11	19:4:274:PHE:CE1	2.25	0.70
22:I:210:LYS:C	22:I8:139:GLN:HE22	1.97	0.70
21:H8:247:GLU:OE1	22:I8:184:VAL:HG11	1.92	0.70
24:D16:1099:ARG:HG2	24:D16:1099:ARG:O	1.91	0.70

*Continued on next page...*

*Continued from previous page...*

Atom-1	Atom-2	Interatomic distance (Å)	Clash overlap (Å)
10:C32:453:LEU:HB2	10:C32:486:LEU:CD2	2.22	0.70
10:C32:1271:PHE:CZ	10:C32:1284:ASP:CB	2.73	0.70
12:A48:707:LEU:HD11	12:A48:767:ARG:HH12	1.55	0.70
1:R:1324:ASP:OD1	10:C:1180:ILE:CG1	2.40	0.69
2:M:625:HIS:NE2	3:N:225:PRO:CA	2.55	0.69
1:R8:768:LEU:HG	24:D40:1362:VAL:C	2.17	0.69
2:M16:672:TYR:HB2	2:M16:680:LYS:HD2	1.56	0.69
5:P:16:PHE:HD1	6:O:311:LEU:CD1	2.03	0.69
7:Q:200:PHE:CE2	7:Q:228:ALA:HA	2.27	0.69
7:Q8:124:PHE:HD1	7:Q8:125:TYR:CD2	2.03	0.69
8:L8:608:PHE:CD1	8:L8:635:MET:HG2	2.26	0.69
10:C16:847:ARG:CZ	10:C16:903:ASN:CG	2.65	0.69
11:A24:273:ARG:NH2	11:A24:480:ASP:OD1	2.24	0.69
10:C24:663:ILE:CG2	10:C24:667:ILE:HD11	2.22	0.69
12:A:555:HIS:C	12:A:557:LEU:N	2.50	0.69
13:V:847:ASN:HD22	14:W:723:TYR:HE1	1.38	0.69
10:C:619:LEU:HB3	10:C:620:PRO:CD	2.19	0.69
10:C8:795:ASP:OD2	10:C8:850:ARG:NH1	2.25	0.69
11:A32:273:ARG:NH2	11:A32:480:ASP:OD1	2.24	0.69
11:A32:732:TYR:OH	11:A32:743:ARG:HG2	1.92	0.69
18:B:90:ILE:HD12	18:B:105:VAL:HG22	1.72	0.69
18:B8:90:ILE:HD12	18:B8:105:VAL:HG22	1.72	0.69
18:B8:428:GLN:HG3	18:B8:584:ARG:CZ	2.11	0.69
19:48:183:ARG:HH12	19:48:245:GLY:N	1.88	0.69
2:M8:627:TYR:HE2	3:N8:162:THR:HB	1.56	0.69
5:P:402:LEU:CD2	5:P:433:LEU:HD13	2.19	0.69
9:K:916:LYS:HG3	9:K:919:MET:CE	2.21	0.69
11:A24:803:PRO:CB	24:D8:1401:LEU:CD1	2.44	0.69
10:C24:1724:VAL:HG22	10:C24:1736:ILE:HD12	1.72	0.69
11:A40:56:ALA:C	11:A40:58:SER:N	2.49	0.69
10:C:18:THR:HG21	10:C:883:GLU:HG2	1.73	0.69
10:C:572:ILE:HG12	10:C:606:MET:HE1	1.73	0.69
10:C:1251:PHE:HZ	10:C:1319:ARG:CZ	1.99	0.69
10:C8:572:ILE:HD13	10:C8:606:MET:CE	2.18	0.69
10:C8:1166:SER:O	10:C8:1168:PRO:N	2.24	0.69
18:B:712:PRO:HB3	18:B:759:MET:HE2	1.75	0.69
18:B:1793:ILE:O	18:B:1794:SER:C	2.30	0.69
18:B8:583:ARG:NH2	18:B8:711:CYS:HB2	2.06	0.69
18:B8:856:LEU:CD1	18:B8:907:SER:HB2	2.22	0.69
18:B8:1215:PHE:HE1	18:B8:1234:MET:SD	2.13	0.69
21:H8:312:GLN:CD	21:H8:316:ILE:HD11	2.16	0.69

*Continued on next page...*

*Continued from previous page...*

Atom-1	Atom-2	Interatomic distance (Å)	Clash overlap (Å)
24:D32:764:GLU:OE1	24:D40:620:GLN:CD	2.35	0.69
24:D40:865:VAL:HG21	24:D40:928:THR:HG21	1.74	0.69
10:C32:1318:ARG:HH21	10:C32:1396:SER:HG	1.37	0.69
12:A48:468:VAL:C	12:A48:470:LEU:H	1.99	0.69
12:A48:555:HIS:C	12:A48:557:LEU:N	2.50	0.69
1:R:979:GLN:HB2	24:D:1438:ALA:HB2	1.74	0.69
2:M:651:ARG:HG3	2:M:664:MET:HE1	1.73	0.69
1:R8:1115:TYR:HB2	1:R8:1131:MET:HE3	1.73	0.69
2:M16:451:PHE:O	8:L16:295:HIS:CD2	2.46	0.69
5:P:401:ARG:CD	5:P:414:VAL:CB	2.69	0.69
5:P:401:ARG:HG2	5:P:414:VAL:CG1	2.16	0.69
5:P:401:ARG:NH2	5:P:404:ILE:HG22	2.07	0.69
7:Q:149:VAL:HG23	7:Q:187:TRP:CE2	2.26	0.69
5:P16:55:ARG:HH12	5:P16:64:ASP:CB	1.97	0.69
10:C16:663:ILE:CG2	10:C16:667:ILE:HD11	2.22	0.69
10:C16:1663:SER:C	10:C24:1568:ARG:NH2	2.51	0.69
12:A:144:LYS:CE	10:C:1821:VAL:HG11	2.22	0.69
10:C:663:ILE:CG2	10:C:667:ILE:HD11	2.22	0.69
10:C8:1251:PHE:HZ	10:C8:1319:ARG:CZ	1.99	0.69
10:C8:1766:ILE:HD13	10:C8:1800:LEU:HD21	1.74	0.69
10:C8:1821:VAL:HG11	16:A8:144:LYS:CE	2.22	0.69
11:A16:121:GLN:HE22	18:B:1559:ALA:HB1	1.57	0.69
17:F8:73:GLY:O	17:F8:75:ALA:N	2.25	0.69
17:F:73:GLY:O	17:F:75:ALA:N	2.25	0.69
11:A32:706:SER:HB3	24:D32:1398:ARG:HG2	1.73	0.69
11:A32:707:LEU:HD11	11:A32:767:ARG:HH12	1.55	0.69
18:B:618:VAL:HG11	18:B:621:VAL:CG2	2.22	0.69
18:B:1222:TYR:OH	18:B:1240:ASP:OD2	2.07	0.69
18:B8:496:LEU:HD21	18:B8:540:ILE:CD1	2.22	0.69
18:B8:618:VAL:HG11	18:B8:621:VAL:HG23	1.72	0.69
18:B8:729:LEU:HD13	18:B8:1196:MET:SD	2.32	0.69
18:B8:989:ILE:O	18:B8:991:ASP:N	2.25	0.69
22:I24:131:ARG:HG3	23:J24:557:ARG:HH22	1.46	0.69
10:C32:1766:ILE:HD13	10:C32:1800:LEU:HD21	1.74	0.69
12:A48:732:TYR:OH	12:A48:743:ARG:HG2	1.92	0.69
2:M8:221:LYS:HD3	3:N8:301:GLU:OE2	1.93	0.69
2:M16:221:LYS:HD3	3:N16:301:GLU:OE2	1.93	0.69
6:O16:105:ASN:ND2	6:O16:134:ARG:HH22	1.89	0.69
9:K:806:LEU:HD11	9:K:839:LEU:HD11	1.73	0.69
9:K:1048:GLN:NE2	9:K:1128:ARG:HG2	2.07	0.69
9:K:1056:VAL:HG21	9:K:1059:ARG:HH21	1.56	0.69

*Continued on next page...*

*Continued from previous page...*

Atom-1	Atom-2	Interatomic distance (Å)	Clash overlap (Å)
11:A24:555:HIS:C	11:A24:557:LEU:N	2.50	0.69
10:C24:847:ARG:CZ	10:C24:903:ASN:CG	2.65	0.69
10:C24:1271:PHE:CZ	10:C24:1284:ASP:OD1	2.29	0.69
11:A40:468:VAL:C	11:A40:470:LEU:H	2.00	0.69
14:W:554:LYS:CD	14:W:597:ARG:NH2	2.54	0.69
10:C:153:ALA:HB3	24:D:1403:LEU:CG	1.97	0.69
10:C:453:LEU:CD1	10:C:486:LEU:CD2	2.70	0.69
10:C8:453:LEU:CD1	10:C8:486:LEU:CD2	2.70	0.69
11:A16:259:ILE:HG22	11:A16:276:LEU:HD22	1.75	0.69
11:A16:555:HIS:C	11:A16:557:LEU:N	2.50	0.69
11:A16:732:TYR:OH	11:A16:743:ARG:HG2	1.92	0.69
18:B:282:GLU:HG3	18:B:444:VAL:CG2	2.22	0.69
18:B:856:LEU:CD1	18:B:907:SER:HB2	2.22	0.69
18:B:1161:LEU:HD11	18:B:1403:ILE:CG2	2.22	0.69
18:B:1587:ARG:HG3	18:B:1650:TYR:CE2	2.28	0.69
18:B8:282:GLU:HG3	18:B8:444:VAL:CG2	2.22	0.69
19:48:100:ILE:HD11	19:48:274:PHE:CE1	2.25	0.69
21:H:247:GLU:OE1	22:I:184:VAL:HG11	1.92	0.69
1:R16:1225:PHE:HE1	1:R16:1247:PRO:HB3	1.58	0.69
5:P:55:ARG:CZ	5:P:64:ASP:HB2	2.22	0.69
7:Q:125:TYR:HB3	7:Q:168:LEU:HG	1.73	0.69
9:K:725:SER:OG	9:K:726:GLU:N	2.25	0.69
9:K8:725:SER:OG	9:K8:726:GLU:N	2.25	0.69
9:K8:1048:GLN:OE1	9:K8:1128:ARG:NE	2.25	0.69
10:C16:848:CYS:CA	10:C16:906:ARG:HH22	1.97	0.69
10:C16:1352:GLN:CD	10:C16:1357:LEU:HD12	2.18	0.69
11:A24:468:VAL:C	11:A24:470:LEU:H	2.00	0.69
11:A24:468:VAL:HG11	24:D16:1100:GLN:CB	2.23	0.69
10:C24:280:SER:O	10:C24:282:LYS:N	2.24	0.69
10:C24:1766:ILE:HD13	10:C24:1800:LEU:HD21	1.74	0.69
10:C24:1821:VAL:HG11	11:A40:144:LYS:CE	2.22	0.69
11:A40:555:HIS:C	11:A40:557:LEU:N	2.50	0.69
13:V:895:LEU:HD21	14:W:774:MET:HE1	1.73	0.69
14:W:746:THR:HG22	15:J:675:ASN:ND2	2.06	0.69
10:C:1352:GLN:CD	10:C:1357:LEU:HD12	2.18	0.69
18:B:284:LEU:HD11	18:B:334:PHE:CE2	2.28	0.69
18:B:1848:VAL:HG12	18:B:1850:TYR:CE1	2.27	0.69
18:B8:7:VAL:HG11	18:B8:99:ILE:HD12	1.75	0.69
18:B8:421:ASP:CG	18:B8:468:ARG:HH22	1.99	0.69
18:B8:536:ILE:CG2	18:B8:545:VAL:CG1	2.58	0.69
18:B8:1119:LYS:O	18:B8:1120:THR:O	2.10	0.69

*Continued on next page...*



*Continued from previous page...*

Atom-1	Atom-2	Interatomic distance (Å)	Clash overlap (Å)
18:B8:1156:GLN:C	18:B8:1382:LYS:NZ	2.50	0.69
20:E8:33:PHE:HD1	20:E8:37:LEU:HD12	1.58	0.69
21:H16:280:LEU:HD21	22:I16:262:LEU:HG	1.74	0.69
24:D:405:GLN:HA	24:D16:10:ARG:HH11	1.57	0.69
10:C32:1033:GLY:C	10:C32:1218:ARG:HH22	2.01	0.69
10:C32:1821:VAL:HG11	12:A48:144:LYS:CE	2.22	0.69
2:M:328:THR:HG21	2:M:350:SER:OG	1.93	0.69
1:R8:1225:PHE:HE1	1:R8:1247:PRO:HB3	1.58	0.69
3:N8:162:THR:HG22	3:N8:168:VAL:CG2	2.16	0.69
2:M16:625:HIS:NE2	3:N16:225:PRO:CA	2.55	0.69
9:K8:1048:GLN:NE2	9:K8:1128:ARG:HG2	2.07	0.69
10:C16:228:ARG:HH22	10:C16:277:SER:HB3	1.57	0.69
11:A24:732:TYR:OH	11:A24:743:ARG:HG2	1.92	0.69
10:C24:1352:GLN:CD	10:C24:1357:LEU:HD12	2.18	0.69
12:A:437:LEU:HD11	12:A:454:LYS:CE	2.23	0.69
10:C:668:ALA:N	10:C:700:MET:HE1	2.08	0.69
10:C:1286:MET:HE3	10:C:1344:VAL:HG11	1.73	0.69
10:C:1777:SER:O	10:C:1778:ASN:C	2.27	0.69
10:C8:1352:GLN:CD	10:C8:1357:LEU:HD12	2.18	0.69
11:A32:764:LYS:HE2	19:48:36:LYS:NZ	2.07	0.69
18:B:234:TRP:CE3	18:B:309:MET:HE3	2.27	0.69
18:B:235:ARG:HH11	18:B:308:GLU:HB3	1.56	0.69
18:B:1119:LYS:O	18:B:1120:THR:O	2.10	0.69
18:B8:495:THR:HG23	18:B8:549:TRP:HE1	1.58	0.69
20:E8:358:GLY:CA	20:E8:454:MET:SD	2.77	0.69
22:I:131:ARG:HE	23:J32:557:ARG:NH2	1.91	0.69
22:I24:131:ARG:HE	23:J24:557:ARG:NH2	1.91	0.69
21:H16:291:VAL:CG1	23:J16:657:GLU:HG3	2.21	0.69
24:D:1431:MET:HB3	24:D:1435:ARG:HH12	1.58	0.69
12:A48:707:LEU:HD21	12:A48:767:ARG:NH2	2.07	0.69
2:M:221:LYS:HD3	3:N:301:GLU:OE2	1.93	0.69
2:M8:328:THR:HG21	2:M8:350:SER:CB	2.21	0.69
2:M8:639:GLN:HE22	3:N8:269:LEU:HD13	0.75	0.69
1:R16:1115:TYR:HB2	1:R16:1131:MET:HE3	1.73	0.69
5:P8:159:ILE:HD11	5:P8:214:LEU:CB	2.22	0.69
7:Q16:297:VAL:HG13	7:Q16:301:ARG:CD	2.23	0.69
9:K:703:LEU:HD13	9:K:805:ILE:HD11	1.74	0.69
9:K8:994:TYR:HD2	9:K8:1023:LEU:HD11	1.55	0.69
10:C16:300:VAL:CG1	10:C16:317:ARG:HG3	2.23	0.69
10:C16:453:LEU:HB2	10:C16:486:LEU:CD2	2.22	0.69
10:C16:1278:ASP:OD2	21:H:283:LYS:HA	1.92	0.69

*Continued on next page...*



*Continued from previous page...*

Atom-1	Atom-2	Interatomic distance (Å)	Clash overlap (Å)
10:C16:1286:MET:HE3	10:C16:1344:VAL:HG11	1.73	0.69
10:C16:1821:VAL:HG11	11:A24:144:LYS:CE	2.22	0.69
10:C24:847:ARG:NH2	10:C24:911:ILE:N	2.41	0.69
10:C24:1814:LYS:HE2	23:J24:738:MET:HE2	1.74	0.69
11:A40:36:ASN:ND2	22:I16:293:LYS:HZ1	1.88	0.69
11:A40:51:THR:HG23	22:I16:317:HIS:HB2	1.74	0.69
11:A40:273:ARG:NH2	11:A40:480:ASP:OD1	2.24	0.69
11:A40:732:TYR:OH	11:A40:743:ARG:HG2	1.92	0.69
10:C:300:VAL:CG1	10:C:317:ARG:HG3	2.23	0.69
10:C8:470:HIS:HD2	10:C8:508:ILE:HD11	1.57	0.69
10:C8:1286:MET:HE3	10:C8:1344:VAL:HG11	1.73	0.69
11:A32:259:ILE:HG22	11:A32:276:LEU:HD22	1.75	0.69
18:B:7:VAL:HG11	18:B:99:ILE:HD12	1.75	0.69
20:E:25:PRO:HG3	20:E:237:ILE:HD11	1.72	0.69
21:H24:247:GLU:OE1	22:I24:184:VAL:HG11	1.92	0.69
2:M:672:TYR:CE1	2:M:680:LYS:NZ	2.59	0.69
2:M8:627:TYR:H	2:M8:627:TYR:HD1	1.37	0.69
5:P:207:HIS:HB3	5:P:208:PRO:HD2	1.74	0.69
5:P:402:LEU:HD11	5:P:433:LEU:HB3	1.71	0.69
8:L8:1096:GLU:CD	9:K8:996:MET:O	2.35	0.69
9:K:869:GLU:OE1	9:K:944:ASN:CB	2.39	0.69
9:K:923:ILE:CG2	9:K:929:ARG:NE	2.53	0.69
9:K:1110:GLN:O	9:K:1114:THR:OG1	2.09	0.69
9:K8:1025:TRP:CZ2	9:K8:1026:LEU:HD12	2.28	0.69
10:C16:847:ARG:NH2	10:C16:911:ILE:N	2.41	0.69
10:C16:1163:LEU:HD23	10:C16:1166:SER:HG	1.56	0.69
10:C16:1547:LYS:CE	24:D8:1405:GLY:N	2.55	0.69
10:C16:1716:LYS:HG3	10:C16:1721:GLN:NE2	2.07	0.69
10:C24:593:ARG:HH12	10:C24:655:SER:HG	1.41	0.69
10:C24:922:ALA:HB1	10:C24:923:PRO:HD2	1.74	0.69
11:A40:225:ARG:HH11	11:A40:228:MET:HE1	1.57	0.69
12:A:732:TYR:OH	12:A:743:ARG:HG2	1.92	0.69
13:V:925:ILE:HD11	14:W:801:ALA:CB	2.23	0.69
14:W:638:VAL:HG21	15:J:561:PHE:CZ	2.28	0.69
10:C:847:ARG:NH2	10:C:911:ILE:N	2.41	0.69
10:C8:1777:SER:O	10:C8:1778:ASN:C	2.26	0.69
11:A16:713:ASP:OD2	11:A16:717:ARG:NE	2.24	0.69
18:B:729:LEU:HB2	18:B:1196:MET:HE3	1.73	0.69
18:B8:284:LEU:HD11	18:B8:334:PHE:CE2	2.28	0.69
18:B8:985:ASP:O	18:B8:986:ALA:C	2.24	0.69
18:B8:1110:LEU:HD21	21:H24:326:GLY:HA2	1.74	0.69

*Continued on next page...*

*Continued from previous page...*

Atom-1	Atom-2	Interatomic distance (Å)	Clash overlap (Å)
18:B8:1529:GLU:OE2	24:D32:1415:LEU:HD21	1.92	0.69
18:B8:1848:VAL:HG12	18:B8:1850:TYR:CE1	2.27	0.69
21:H8:287:ILE:HG23	22:I8:273:LEU:HD11	1.73	0.69
21:H16:247:GLU:OE1	22:I16:184:VAL:HG11	1.92	0.69
21:H16:366:MET:SD	22:I16:332:MET:HE3	2.32	0.69
22:I16:131:ARG:CG	23:J16:557:ARG:HH21	1.80	0.69
10:C32:18:THR:HG23	10:C32:883:GLU:HG2	1.73	0.69
10:C32:300:VAL:CG1	10:C32:317:ARG:HG3	2.23	0.69
10:C32:572:ILE:HD13	10:C32:606:MET:CE	2.18	0.69
10:C32:922:ALA:HB1	10:C32:923:PRO:HD2	1.74	0.69
10:C32:1708:ARG:HG3	10:C32:1730:ILE:HD12	1.72	0.69
12:A48:225:ARG:HH11	12:A48:228:MET:HE1	1.57	0.69
1:R8:1115:TYR:HB2	1:R8:1131:MET:CE	2.23	0.69
2:M8:540:TYR:CD1	2:M8:555:LEU:HD23	2.28	0.69
7:Q:295:SER:HB2	7:Q:297:VAL:HG23	1.73	0.69
5:P8:313:TRP:CZ2	5:P8:345:MET:HE3	2.13	0.69
9:K:831:SER:O	9:K:882:SER:HB2	1.92	0.69
9:K:1064:PRO:O	9:K:1066:ASP:N	2.25	0.69
10:C16:717:GLU:HG2	23:J8:656:ARG:HE	1.56	0.69
10:C16:1033:GLY:C	10:C16:1218:ARG:HH22	2.01	0.69
10:C16:1766:ILE:HD13	10:C16:1800:LEU:HD21	1.74	0.69
11:A40:440:LEU:HD12	11:A40:443:LEU:HD11	1.75	0.69
10:C:1158:HIS:CE1	10:C:1164:VAL:HG11	2.28	0.69
10:C:1285:VAL:HG21	10:C:1738:MET:HE3	1.61	0.69
10:C8:668:ALA:N	10:C8:700:MET:HE1	2.07	0.69
11:A16:706:SER:HB2	24:D16:1398:ARG:CG	2.22	0.69
18:B:495:THR:HG23	18:B:549:TRP:HE1	1.58	0.69
18:B:583:ARG:CZ	18:B:711:CYS:CB	2.67	0.69
18:B:1156:GLN:C	18:B:1382:LYS:NZ	2.50	0.69
18:B8:1349:LEU:HD22	18:B8:1367:ILE:HD11	1.75	0.69
18:B8:1587:ARG:HG3	18:B8:1650:TYR:CE2	2.28	0.69
20:E8:202:ASP:C	20:E8:204:SER:N	2.47	0.69
10:C32:26:ARG:HH21	10:C32:151:LEU:HB2	1.58	0.69
10:C32:847:ARG:NH2	10:C32:911:ILE:N	2.41	0.69
1:R:1473:HIS:CD2	6:O:160:LEU:HD22	2.27	0.69
2:M8:544:LEU:HD11	2:M8:586:ALA:O	1.92	0.69
1:R16:1115:TYR:HB2	1:R16:1131:MET:CE	2.23	0.69
2:M16:420:CYS:CB	8:L16:391:TRP:CZ3	2.75	0.69
5:P8:98:PRO:HA	5:P8:133:TYR:OH	1.93	0.69
5:P16:458:GLU:OE1	5:P16:462:ARG:NH2	2.26	0.69
8:L16:1031:PRO:HA	8:L16:1068:PHE:HZ	1.57	0.69

*Continued on next page...*

*Continued from previous page...*

Atom-1	Atom-2	Interatomic distance (Å)	Clash overlap (Å)
9:K:1025:TRP:CZ2	9:K:1026:LEU:HD12	2.28	0.69
10:C24:407:LYS:NZ	10:C24:465:PHE:CE2	2.53	0.69
10:C24:1166:SER:O	10:C24:1168:PRO:N	2.24	0.69
10:C24:1280:VAL:HG22	10:C24:1731:HIS:ND1	2.08	0.69
10:C:407:LYS:HG3	10:C:465:PHE:CZ	2.28	0.69
10:C:470:HIS:HD2	10:C:508:ILE:HD11	1.57	0.69
10:C:795:ASP:OD2	10:C:850:ARG:NH1	2.25	0.69
10:C8:278:ARG:HH11	10:C8:287:SER:HB2	1.56	0.69
11:A32:713:ASP:OD2	11:A32:717:ARG:NE	2.25	0.69
17:F24:73:GLY:O	17:F24:75:ALA:N	2.25	0.69
18:B:683:ASN:C	18:B:685:SER:H	2.01	0.69
18:B:690:TRP:CH2	18:B:787:VAL:HG22	2.26	0.69
18:B:1349:LEU:HD22	18:B:1367:ILE:HD11	1.75	0.69
18:B:1719:SER:HB3	18:B:1720:PRO:HD3	1.74	0.69
18:B8:583:ARG:CZ	18:B8:711:CYS:CB	2.67	0.69
21:H:366:MET:SD	22:I:332:MET:HE3	2.32	0.69
24:D:400:VAL:CB	24:D16:751:MET:HB2	2.22	0.69
10:C32:572:ILE:HG12	10:C32:606:MET:HE1	1.73	0.69
1:R8:1078:SER:CB	5:P8:713:LEU:HD21	2.24	0.68
1:R8:1203:SER:O	1:R8:1205:ASP:N	2.26	0.68
2:M8:625:HIS:CD2	3:N8:225:PRO:HA	2.27	0.68
1:R16:1261:TYR:OH	1:R16:1291:LYS:NZ	2.26	0.68
2:M16:328:THR:HG21	2:M16:350:SER:OG	1.93	0.68
9:K8:955:TYR:CZ	9:K8:985:PHE:CA	2.76	0.68
10:C16:26:ARG:HH21	10:C16:151:LEU:HB2	1.58	0.68
10:C16:1661:LEU:O	10:C16:1662:ASP:C	2.29	0.68
12:A:642:GLY:CA	12:A:685:ARG:NH1	2.40	0.68
12:A:704:ILE:HG12	12:A:760:LEU:HD12	1.75	0.68
14:W:517:GLU:CD	14:W:605:ASN:O	2.36	0.68
18:B8:111:GLN:OE1	18:B8:134:GLN:NE2	2.25	0.68
18:B8:671:MET:HE2	18:B8:736:ALA:HB2	1.67	0.68
18:B8:1256:THR:HG23	24:D32:1238:GLU:CG	2.17	0.68
19:48:100:ILE:CD1	19:48:274:PHE:CE1	2.76	0.68
20:E8:430:ALA:O	20:E8:431:SER:C	2.28	0.68
21:H8:366:MET:SD	22:I8:332:MET:HE3	2.32	0.68
10:C32:586:PRO:HD2	10:C32:650:ARG:HH11	1.54	0.68
12:A48:437:LEU:HD11	12:A48:454:LYS:CE	2.23	0.68
2:M8:672:TYR:CD2	2:M8:680:LYS:HD3	2.25	0.68
7:Q8:295:SER:HB2	7:Q8:297:VAL:HG23	1.73	0.68
5:P16:16:PHE:CE2	5:P16:461:HIS:NE2	2.61	0.68
8:L16:1069:LEU:HD21	9:K16:1086:VAL:HG21	1.75	0.68

*Continued on next page...*

*Continued from previous page...*

Atom-1	Atom-2	Interatomic distance (Å)	Clash overlap (Å)
9:K:806:LEU:HD13	9:K:874:VAL:HG12	1.74	0.68
9:K:1154:TRP:CE2	9:K:1219:VAL:HG11	2.25	0.68
9:K8:1085:TYR:CZ	9:K8:1093:SER:HB2	2.14	0.68
10:C16:1061:ASN:O	10:C16:1062:GLU:C	2.25	0.68
10:C16:1665:THR:HG21	10:C24:1600:GLY:O	1.93	0.68
10:C24:26:ARG:HH21	10:C24:151:LEU:HB2	1.58	0.68
10:C24:1033:GLY:C	10:C24:1218:ARG:HH22	2.01	0.68
10:C:452:LEU:HD11	10:C:453:LEU:CG	2.14	0.68
10:C:1033:GLY:C	10:C:1218:ARG:HH22	2.01	0.68
10:C8:300:VAL:CG1	10:C8:317:ARG:HG3	2.23	0.68
10:C8:847:ARG:NH2	10:C8:911:ILE:N	2.41	0.68
11:A16:51:THR:HG23	22:I:317:HIS:HB2	1.74	0.68
11:A16:225:ARG:HH11	11:A16:228:MET:HE1	1.56	0.68
11:A16:437:LEU:HD11	11:A16:454:LYS:CE	2.23	0.68
11:A16:707:LEU:HD21	11:A16:767:ARG:NH2	2.07	0.68
18:B:113:TYR:HE1	18:B:119:VAL:HG11	1.57	0.68
18:B:660:ALA:HB3	18:B:661:PRO:HD3	1.76	0.68
18:B8:686:LEU:HD11	18:B8:790:ASP:CG	2.17	0.68
18:B8:1291:LEU:HD12	18:B8:1332:VAL:CG2	2.21	0.68
20:E:341:TYR:O	20:E:342:GLN:C	2.27	0.68
20:E:430:ALA:O	20:E:431:SER:C	2.28	0.68
21:H24:366:MET:SD	22:I24:332:MET:HE3	2.32	0.68
10:C32:278:ARG:HH11	10:C32:287:SER:HB2	1.56	0.68
10:C32:1716:LYS:HG3	10:C32:1721:GLN:NE2	2.07	0.68
1:R:1225:PHE:HE1	1:R:1247:PRO:HB3	1.58	0.68
1:R:1331:GLY:O	10:C:1170:VAL:HG22	1.94	0.68
1:R8:982:GLU:OE1	24:D40:1436:ARG:HG2	1.93	0.68
2:M8:547:LYS:NZ	2:M8:554:PHE:CZ	2.60	0.68
2:M8:819:GLN:OE1	2:M8:846:LEU:HD21	1.92	0.68
1:R16:1379:GLN:NE2	1:R16:1416:TYR:HE1	1.92	0.68
2:M16:351:ALA:HB1	8:L16:219:ILE:HG23	1.70	0.68
5:P16:16:PHE:HD1	6:O16:311:LEU:CD1	2.03	0.68
5:P16:402:LEU:HD13	5:P16:433:LEU:HD13	1.74	0.68
9:K8:614:PHE:CA	9:K8:683:GLN:HE22	2.07	0.68
9:K8:923:ILE:CG2	9:K8:929:ARG:NE	2.53	0.68
9:K8:1065:GLU:O	9:K8:1067:VAL:N	2.26	0.68
10:C16:453:LEU:CD1	10:C16:486:LEU:CD2	2.70	0.68
11:A24:736:PRO:HB2	24:D16:871:ARG:NH1	2.08	0.68
10:C24:300:VAL:CG1	10:C24:317:ARG:HG3	2.23	0.68
10:C24:453:LEU:CD1	10:C24:486:LEU:CD2	2.70	0.68
12:A:212:LYS:CE	12:A:585:MET:HE3	2.14	0.68

*Continued on next page...*

*Continued from previous page...*

Atom-1	Atom-2	Interatomic distance (Å)	Clash overlap (Å)
10:C:586:PRO:HD2	10:C:650:ARG:HH11	1.54	0.68
10:C:1280:VAL:HG22	10:C:1731:HIS:ND1	2.08	0.68
11:A16:154:ILE:HD11	18:B:1842:VAL:CG1	2.20	0.68
18:B:1006:VAL:HG21	18:B:1027:LEU:HD11	1.75	0.68
18:B:1081:LEU:HD12	18:B:1337:SER:OG	1.94	0.68
18:B:1175:ALA:HB1	18:B:1272:TRP:HD1	1.58	0.68
18:B8:660:ALA:HB3	18:B8:661:PRO:HD3	1.76	0.68
18:B8:1719:SER:HB3	18:B8:1720:PRO:HD3	1.74	0.68
18:B8:1788:ILE:O	18:B8:1789:THR:C	2.27	0.68
22:I8:333:ARG:HG3	22:I8:350:PHE:CE2	2.28	0.68
12:A48:704:ILE:HG12	12:A48:760:LEU:HD12	1.75	0.68
1:R:1115:TYR:HB2	1:R:1131:MET:CE	2.23	0.68
2:M:417:ARG:NH1	8:L:299:ASP:HA	2.08	0.68
1:R8:1379:GLN:NE2	1:R8:1416:TYR:HE1	1.92	0.68
2:M8:202:LYS:NZ	2:M8:208:SER:N	2.39	0.68
2:M8:669:ALA:HB1	2:M8:684:GLN:HG3	0.69	0.68
2:M16:414:GLY:CA	8:L16:401:LYS:HZ3	1.98	0.68
4:T16:671:ILE:HD11	5:P16:698:GLY:CA	2.23	0.68
5:P:159:ILE:HD11	5:P:214:LEU:CB	2.22	0.68
5:P8:458:GLU:OE1	5:P8:462:ARG:NH2	2.26	0.68
8:L16:1096:GLU:OE1	9:K16:998:GLN:CD	2.36	0.68
9:K:585:GLU:HA	9:K:622:VAL:CG1	2.23	0.68
9:K:634:LEU:CD2	9:K:754:ARG:HH12	2.00	0.68
9:K8:635:ALA:CB	9:K8:655:GLN:CD	2.63	0.68
10:C24:1271:PHE:CZ	10:C24:1284:ASP:CB	2.74	0.68
11:A40:103:GLU:HG2	21:H16:323:TYR:CE2	2.28	0.68
10:C:26:ARG:HH21	10:C:151:LEU:HB2	1.58	0.68
10:C8:1507:LEU:C	10:C8:1509:SER:H	2.02	0.68
11:A32:90:PHE:CZ	18:B8:1788:ILE:CG2	2.65	0.68
11:A32:437:LEU:HD11	11:A32:454:LYS:CE	2.23	0.68
18:B8:1161:LEU:CD1	18:B8:1403:ILE:CG2	2.68	0.68
20:E:165:ARG:NH1	20:E:173:ILE:HD11	2.09	0.68
20:E8:350:GLU:HG2	20:E8:352:PHE:HE2	1.58	0.68
21:H8:271:LEU:HD21	22:I8:254:ILE:CG2	2.24	0.68
21:H24:228:LEU:CD2	23:J24:592:VAL:HG12	2.23	0.68
10:C32:1258:LEU:HA	10:C32:1323:LEU:CD1	2.23	0.68
2:M:349:ASP:C	2:M:351:ALA:N	2.52	0.68
5:P:401:ARG:HH22	5:P:404:ILE:HG22	1.57	0.68
5:P8:16:PHE:CE2	5:P8:461:HIS:NE2	2.62	0.68
9:K8:614:PHE:HA	9:K8:683:GLN:HE22	1.58	0.68
9:K8:649:MET:CB	9:K8:704:ARG:HH22	2.06	0.68

*Continued on next page...*

*Continued from previous page...*

Atom-1	Atom-2	Interatomic distance (Å)	Clash overlap (Å)
10:C16:390:HIS:HD2	10:C16:452:LEU:CD1	2.06	0.68
10:C24:228:ARG:HH22	10:C24:277:SER:HB3	1.57	0.68
10:C24:278:ARG:HH11	10:C24:287:SER:HB2	1.56	0.68
10:C24:1278:ASP:OD2	21:H24:283:LYS:HA	1.94	0.68
11:A40:437:LEU:HD11	11:A40:454:LYS:CE	2.23	0.68
12:A:643:SER:HB2	12:A:663:LEU:HD22	1.75	0.68
10:C:182:ASP:HB2	10:C:183:PRO:CD	2.23	0.68
10:C8:182:ASP:HB2	10:C8:183:PRO:CD	2.23	0.68
10:C8:499:LEU:CD2	10:C8:505:PHE:CZ	2.77	0.68
11:A32:121:GLN:NE2	18:B8:1559:ALA:CA	2.52	0.68
18:B:671:MET:CE	18:B:733:VAL:HA	2.24	0.68
18:B8:786:ASP:OD1	24:D32:1066:VAL:CG2	2.39	0.68
19:4:3:SER:OG	19:4:19:LEU:HD12	1.92	0.68
21:H16:271:LEU:HD21	22:I16:254:ILE:CG2	2.24	0.68
10:C32:668:ALA:N	10:C32:700:MET:HE1	2.08	0.68
10:C32:1507:LEU:C	10:C32:1509:SER:H	2.02	0.68
2:M:544:LEU:HD21	2:M:586:ALA:HB1	1.75	0.68
1:R8:1059:ILE:HG22	24:D40:1435:ARG:HH12	1.59	0.68
1:R16:1203:SER:O	1:R16:1205:ASP:N	2.26	0.68
2:M16:571:TYR:HD1	2:M16:595:LEU:CD1	2.07	0.68
9:K:1065:GLU:O	9:K:1067:VAL:N	2.26	0.68
10:C16:499:LEU:CD2	10:C16:505:PHE:CZ	2.77	0.68
10:C16:1271:PHE:CZ	10:C16:1284:ASP:CB	2.74	0.68
11:A24:259:ILE:HG22	11:A24:276:LEU:HD22	1.75	0.68
11:A24:437:LEU:HD11	11:A24:454:LYS:CE	2.23	0.68
13:V:854:LEU:HD21	14:W:734:SER:HB3	1.74	0.68
14:W:746:THR:HG21	15:J:675:ASN:HD21	1.56	0.68
10:C:153:ALA:C	24:D:1403:LEU:HD11	2.19	0.68
10:C:798:VAL:HG12	10:C:802:TRP:CE2	2.29	0.68
10:C8:1280:VAL:HG22	10:C8:1731:HIS:ND1	2.08	0.68
11:A16:845:THR:OG1	24:D16:1297:HIS:HE1	1.76	0.68
17:F16:73:GLY:O	17:F16:75:ALA:N	2.25	0.68
18:B:191:PHE:CD2	18:B:192:PRO:O	2.47	0.68
18:B:1112:LYS:NZ	21:H:327:SER:C	2.51	0.68
18:B8:1110:LEU:HD21	21:H24:326:GLY:CA	2.22	0.68
18:B8:1856:PHE:CZ	18:B8:1916:VAL:HG21	2.28	0.68
21:H8:280:LEU:HD21	22:I8:262:LEU:HG	1.74	0.68
22:I16:333:ARG:HG3	22:I16:350:PHE:CE2	2.28	0.68
24:D:403:ARG:CD	24:D16:744:LEU:O	2.41	0.68
10:C32:499:LEU:CD2	10:C32:505:PHE:CZ	2.77	0.68
12:A48:707:LEU:HD21	12:A48:767:ARG:HH22	1.59	0.68

*Continued on next page...*



*Continued from previous page...*

Atom-1	Atom-2	Interatomic distance (Å)	Clash overlap (Å)
1:R:1203:SER:O	1:R:1205:ASP:N	2.26	0.68
2:M:210:GLN:OE1	10:C:529:GLN:NE2	2.26	0.68
2:M:625:HIS:CD2	3:N:225:PRO:HA	2.27	0.68
1:R16:1168:LEU:HD23	1:R16:1216:ILE:CG1	2.24	0.68
7:Q16:98:MET:CE	7:Q16:110:VAL:CG1	2.71	0.68
8:L:1041:SER:OG	8:L:1054:HIS:CE1	2.39	0.68
8:L:1077:LEU:CD1	9:K:1086:VAL:HG12	2.17	0.68
9:K:806:LEU:CD1	9:K:874:VAL:CG1	2.72	0.68
9:K8:806:LEU:CD1	9:K8:874:VAL:CG1	2.72	0.68
10:C16:668:ALA:N	10:C16:700:MET:HE1	2.08	0.68
10:C16:795:ASP:OD2	10:C16:850:ARG:NH1	2.25	0.68
10:C16:1258:LEU:HA	10:C16:1323:LEU:CD1	2.23	0.68
11:A24:72:ILE:CD1	21:H8:348:ALA:HA	2.24	0.68
11:A24:326:TYR:OH	17:F:74:ILE:O	2.12	0.68
10:C24:168:ARG:HH11	10:C24:229:PRO:HA	1.57	0.68
10:C24:1258:LEU:HA	10:C24:1323:LEU:CD1	2.23	0.68
10:C:1766:ILE:HD13	10:C:1800:LEU:HD21	1.74	0.68
10:C8:1158:HIS:CE1	10:C8:1164:VAL:HG11	2.28	0.68
10:C8:1271:PHE:HE2	10:C8:1284:ASP:CB	2.06	0.68
11:A16:72:ILE:CD1	21:H:348:ALA:HA	2.24	0.68
11:A32:440:LEU:HD12	11:A32:443:LEU:HD11	1.75	0.68
18:B:1575:GLN:HE21	24:D16:1403:LEU:HD23	0.51	0.68
18:B8:671:MET:CE	18:B8:733:VAL:HA	2.24	0.68
18:B8:1081:LEU:HD12	18:B8:1337:SER:OG	1.94	0.68
19:48:3:SER:OG	19:48:19:LEU:HD12	1.93	0.68
19:48:281:TRP:CD2	19:48:288:SER:HB3	2.29	0.68
21:H24:316:ILE:O	21:H24:317:ALA:C	2.35	0.68
24:D:44:SER:HB3	24:D16:761:ASN:ND2	2.09	0.68
10:C32:1158:HIS:CE1	10:C32:1164:VAL:HG11	2.28	0.68
1:R:1441:TYR:CE2	2:M:181:LEU:HG	2.29	0.68
2:M:182:PHE:CE2	3:N:214:ARG:NH1	2.62	0.68
2:M:571:TYR:HD1	2:M:595:LEU:CD1	2.07	0.68
3:N:15:HIS:HE2	3:N:31:SER:HG	1.42	0.68
1:R8:983:ARG:NH1	24:D40:1364:PRO:O	2.27	0.68
1:R16:1269:LEU:HD12	5:P16:684:ARG:HE	1.55	0.68
1:R16:1441:TYR:CE2	2:M16:181:LEU:HG	2.29	0.68
2:M16:819:GLN:OE1	2:M16:846:LEU:HD21	1.92	0.68
5:P:303:LYS:CE	14:W:84:PRO:O	2.34	0.68
7:Q8:297:VAL:HG13	7:Q8:301:ARG:CD	2.23	0.68
5:P16:207:HIS:HB3	5:P16:208:PRO:HD2	1.74	0.68
10:C16:1251:PHE:HZ	10:C16:1319:ARG:CZ	1.99	0.68

*Continued on next page...*



*Continued from previous page...*

Atom-1	Atom-2	Interatomic distance (Å)	Clash overlap (Å)
10:C16:1280:VAL:HG22	10:C16:1731:HIS:ND1	2.08	0.68
10:C24:499:LEU:CD2	10:C24:505:PHE:CZ	2.77	0.68
10:C24:798:VAL:HG12	10:C24:802:TRP:CE2	2.29	0.68
10:C24:1477:GLN:NE2	24:D24:1407:PHE:CD1	2.62	0.68
11:A40:437:LEU:HD11	11:A40:454:LYS:HZ3	1.57	0.68
12:A:225:ARG:HH11	12:A:228:MET:HE1	1.56	0.68
12:A:259:ILE:HG22	12:A:276:LEU:HD22	1.75	0.68
14:W:1:MET:HE2	10:C:1497:LYS:CD	2.15	0.68
10:C8:513:LEU:HD13	10:C8:549:TYR:HB3	1.76	0.68
10:C8:792:PHE:HD1	10:C8:850:ARG:NH1	1.92	0.68
10:C8:798:VAL:HG12	10:C8:802:TRP:CE2	2.29	0.68
10:C8:1258:LEU:HA	10:C8:1323:LEU:CD1	2.23	0.68
18:B:349:PHE:CZ	18:B:353:ILE:CD1	2.59	0.68
18:B:638:ALA:HA	18:B:699:MET:HE3	1.76	0.68
18:B8:113:TYR:HE1	18:B8:119:VAL:HG11	1.57	0.68
18:B8:514:THR:HG22	18:B8:549:TRP:HH2	1.58	0.68
18:B8:683:ASN:C	18:B8:685:SER:H	2.01	0.68
18:B8:1006:VAL:HG21	18:B8:1027:LEU:HD11	1.75	0.68
19:4:100:ILE:CD1	19:4:274:PHE:CE1	2.76	0.68
19:4:153:ARG:CZ	20:E:467:ILE:HD11	2.24	0.68
21:H24:322:LEU:HD13	23:J24:689:LEU:HG	1.75	0.68
21:H16:228:LEU:CD2	23:J16:592:VAL:HG12	2.23	0.68
21:H16:322:LEU:HD13	23:J16:689:LEU:HG	1.75	0.68
10:C32:795:ASP:OD2	10:C32:850:ARG:NH1	2.25	0.68
10:C32:1352:GLN:CD	10:C32:1357:LEU:HD12	2.18	0.68
10:C32:1593:TRP:CZ2	10:C32:1603:PHE:CD2	2.82	0.68
2:M:202:LYS:NZ	2:M:208:SER:C	2.49	0.68
1:R8:1266:THR:CB	5:P8:684:ARG:NH2	2.56	0.68
2:M8:202:LYS:NZ	2:M8:208:SER:C	2.49	0.68
3:N8:267:TRP:CH2	3:N8:294:TRP:HH2	2.12	0.68
2:M16:202:LYS:NZ	2:M16:208:SER:N	2.39	0.68
5:P:16:PHE:CE2	5:P:461:HIS:NE2	2.61	0.68
7:Q:98:MET:CE	7:Q:110:VAL:CG1	2.71	0.68
8:L8:1096:GLU:CD	9:K8:996:MET:HB3	2.17	0.68
9:K8:707:GLN:NE2	9:K8:734:TRP:HE3	1.92	0.68
9:K8:869:GLU:OE1	9:K8:944:ASN:CB	2.39	0.68
14:W:642:LEU:HD21	15:J:568:ILE:HD13	1.75	0.68
10:C:1258:LEU:HA	10:C:1323:LEU:CD1	2.23	0.68
10:C8:26:ARG:HH21	10:C8:151:LEU:HB2	1.58	0.68
10:C8:960:PHE:CE1	10:C8:1138:GLU:CB	2.77	0.68
11:A32:154:ILE:HD11	18:B8:1842:VAL:CG1	2.20	0.68

*Continued on next page...*

*Continued from previous page...*

Atom-1	Atom-2	Interatomic distance (Å)	Clash overlap (Å)
18:B:1856:PHE:CZ	18:B:1916:VAL:HG21	2.28	0.68
18:B8:86:LYS:HE2	18:B8:123:LEU:HD12	1.75	0.68
18:B8:1342:LEU:CD2	18:B8:1406:ALA:CB	2.69	0.68
18:B8:1783:VAL:CG2	18:B8:1810:VAL:HG11	2.24	0.68
18:B8:1793:ILE:O	18:B8:1794:SER:C	2.29	0.68
18:B8:1802:ASP:C	18:B8:1804:THR:N	2.52	0.68
24:D:405:GLN:CB	24:D16:10:ARG:NH1	2.40	0.68
10:C32:792:PHE:HD1	10:C32:850:ARG:NH1	1.92	0.68
1:R8:1441:TYR:CE2	2:M8:181:LEU:HG	2.29	0.68
3:N16:15:HIS:HE2	3:N16:31:SER:HG	1.40	0.68
5:P:633:LEU:C	5:P:633:LEU:HD23	2.19	0.68
5:P8:504:GLN:NE2	6:O8:22:ASP:OD2	2.27	0.68
8:L8:608:PHE:CE1	8:L8:635:MET:HA	2.29	0.68
8:L8:1041:SER:OG	8:L8:1054:HIS:CE1	2.39	0.68
8:L16:605:MET:SD	8:L16:631:LEU:HD13	2.31	0.68
9:K8:703:LEU:HD13	9:K8:805:ILE:HD11	1.74	0.68
10:C16:168:ARG:NH1	10:C16:229:PRO:CA	2.57	0.68
10:C16:792:PHE:HD1	10:C16:850:ARG:NH1	1.92	0.68
10:C16:847:ARG:CZ	10:C16:911:ILE:N	2.57	0.68
10:C16:1068:THR:O	10:C16:1069:TYR:C	2.25	0.68
10:C16:1158:HIS:CE1	10:C16:1164:VAL:HG11	2.28	0.68
10:C16:1274:ALA:C	10:C16:1276:SER:N	2.48	0.68
11:A24:468:VAL:HG11	24:D16:1100:GLN:HB3	1.76	0.68
11:A24:803:PRO:CA	24:D8:1401:LEU:HD12	2.24	0.68
10:C24:668:ALA:N	10:C24:700:MET:HE1	2.08	0.68
10:C24:848:CYS:CA	10:C24:906:ARG:HH22	1.97	0.68
11:A40:198:PRO:HB2	11:A40:200:HIS:ND1	2.09	0.68
14:W:638:VAL:HG11	15:J:561:PHE:HE2	1.51	0.68
15:J:591:LYS:O	15:J:595:THR:OG1	2.12	0.68
10:C:1023:LEU:HD22	10:C:1210:ILE:HD12	1.76	0.68
10:C:1265:ARG:C	10:C:1268:ARG:HE	2.02	0.68
10:C:1265:ARG:C	10:C:1268:ARG:HG2	2.19	0.68
10:C8:228:ARG:HH22	10:C8:277:SER:HB3	1.57	0.68
10:C8:1274:ALA:C	10:C8:1276:SER:N	2.48	0.68
11:A32:704:ILE:HG12	11:A32:760:LEU:HD12	1.75	0.68
18:B:86:LYS:HE2	18:B:123:LEU:HD12	1.75	0.68
18:B:111:GLN:OE1	18:B:134:GLN:NE2	2.25	0.68
18:B8:94:LEU:HD21	18:B8:132:LEU:HD22	1.74	0.68
18:B8:266:ARG:NH1	18:B8:383:PHE:CB	2.57	0.68
18:B8:729:LEU:HB2	18:B8:1196:MET:HE3	1.73	0.68
21:H:228:LEU:CD2	23:J32:592:VAL:HG12	2.23	0.68

*Continued on next page...*

*Continued from previous page...*

Atom-1	Atom-2	Interatomic distance (Å)	Clash overlap (Å)
10:C32:453:LEU:CD1	10:C32:486:LEU:CD2	2.70	0.68
2:M:363:ARG:HH12	2:M:494:SER:HB2	1.59	0.67
3:N:267:TRP:CH2	3:N:294:TRP:HH2	2.12	0.67
1:R8:1168:LEU:HD23	1:R8:1216:ILE:CG1	2.24	0.67
2:M8:786:ARG:HG3	8:L16:472:GLU:OE1	1.93	0.67
2:M16:349:ASP:C	2:M16:351:ALA:N	2.52	0.67
2:M16:672:TYR:CZ	2:M16:680:LYS:NZ	2.48	0.67
5:P16:504:GLN:NE2	6:O16:22:ASP:OD2	2.27	0.67
9:K:614:PHE:HA	9:K:683:GLN:HE22	1.58	0.67
9:K:707:GLN:NE2	9:K:734:TRP:HE3	1.92	0.67
10:C16:1023:LEU:HD22	10:C16:1210:ILE:HD12	1.76	0.67
11:A24:56:ALA:C	11:A24:58:SER:N	2.49	0.67
11:A24:198:PRO:HB2	11:A24:200:HIS:ND1	2.09	0.67
11:A24:468:VAL:HG21	24:D16:1100:GLN:CG	2.25	0.67
10:C24:1158:HIS:CE1	10:C24:1164:VAL:HG11	2.28	0.67
10:C24:1488:ILE:HD11	10:C24:1528:LEU:HD23	1.76	0.67
10:C24:1716:LYS:HG3	10:C24:1721:GLN:NE2	2.07	0.67
11:A40:259:ILE:HG22	11:A40:276:LEU:HD22	1.75	0.67
10:C:281:ASP:CB	24:D:1398:ARG:HG3	2.24	0.67
10:C:513:LEU:HD13	10:C:549:TYR:HB3	1.76	0.67
10:C:565:ARG:CZ	10:C:569:PHE:CD2	2.67	0.67
10:C:1274:ALA:C	10:C:1276:SER:N	2.48	0.67
10:C8:1023:LEU:HD22	10:C8:1210:ILE:HD12	1.76	0.67
10:C8:1033:GLY:C	10:C8:1218:ARG:HH22	2.01	0.67
10:C8:1622:SER:OG	10:C8:1623:ILE:N	2.08	0.67
11:A16:704:ILE:HG12	11:A16:760:LEU:HD12	1.75	0.67
11:A32:51:THR:HG23	22:I24:317:HIS:HB2	1.74	0.67
11:A32:198:PRO:HB2	11:A32:200:HIS:ND1	2.09	0.67
11:A32:714:GLY:HA2	24:D32:1398:ARG:NH2	2.08	0.67
18:B:856:LEU:HD23	18:B:860:HIS:HB2	1.75	0.67
19:48:51:PRO:O	19:48:53:SER:N	2.27	0.67
21:H:322:LEU:HD13	23:J32:689:LEU:HG	1.75	0.67
22:I8:131:ARG:HE	23:J8:557:ARG:NH2	1.91	0.67
21:H24:228:LEU:HD21	23:J24:592:VAL:HG12	1.76	0.67
21:H24:271:LEU:HD21	22:I24:254:ILE:CG2	2.24	0.67
22:I24:333:ARG:HG3	22:I24:350:PHE:CE2	2.29	0.67
1:R:1326:GLY:HA3	10:C:1154:TRP:CZ2	2.30	0.67
1:R:1360:GLN:O	10:C:608:ASP:HB2	1.93	0.67
2:M16:202:LYS:NZ	2:M16:208:SER:C	2.49	0.67
3:N16:267:TRP:CH2	3:N16:294:TRP:HH2	2.12	0.67
9:K16:792:LEU:CD1	9:K16:864:ILE:HD11	2.24	0.67

*Continued on next page...*

*Continued from previous page...*

Atom-1	Atom-2	Interatomic distance (Å)	Clash overlap (Å)
10:C16:1166:SER:O	10:C16:1168:PRO:N	2.24	0.67
10:C16:1265:ARG:C	10:C16:1268:ARG:HE	2.02	0.67
10:C16:1547:LYS:HD2	24:D8:1406:SER:HB2	1.77	0.67
11:A24:307:GLY:HA3	20:E:387:LEU:HD21	1.76	0.67
10:C24:1023:LEU:HD22	10:C24:1210:ILE:HD12	1.76	0.67
10:C24:1265:ARG:C	10:C24:1268:ARG:HE	2.02	0.67
10:C24:1777:SER:O	10:C24:1778:ASN:C	2.26	0.67
11:A40:72:ILE:CD1	21:H16:348:ALA:HA	2.24	0.67
12:A:707:LEU:HD21	12:A:767:ARG:HH22	1.59	0.67
13:V:745:LEU:HD11	15:J:557:ARG:HH11	1.58	0.67
15:J:658:LEU:HD23	15:J:661:MET:HE3	1.76	0.67
10:C:57:VAL:HA	10:C:62:ILE:HD11	1.77	0.67
10:C:1507:LEU:C	10:C:1509:SER:H	2.02	0.67
11:A32:121:GLN:HE22	18:B8:1559:ALA:HB1	1.57	0.67
18:B:266:ARG:NH1	18:B:383:PHE:CB	2.57	0.67
18:B:842:ASN:OD1	18:B:899:LYS:HE3	1.94	0.67
18:B8:904:ALA:CB	18:B8:917:PHE:HZ	2.08	0.67
20:E:33:PHE:HD1	20:E:37:LEU:HD12	1.58	0.67
21:H:228:LEU:HD21	23:J32:592:VAL:HG12	1.76	0.67
21:H:271:LEU:HD21	22:I:254:ILE:CG2	2.23	0.67
21:H8:215:ARG:O	21:H8:218:ILE:HG22	1.95	0.67
22:I24:203:GLN:HB3	22:I24:209:TRP:CH2	2.30	0.67
10:C32:1023:LEU:HD22	10:C32:1210:ILE:HD12	1.76	0.67
1:R:1033:LYS:HZ3	24:D:1432:THR:HG21	1.58	0.67
1:R:1324:ASP:CG	10:C:1180:ILE:CB	2.67	0.67
1:R:1379:GLN:NE2	1:R:1416:TYR:HE1	1.92	0.67
2:M:420:CYS:HB3	8:L:391:TRP:CH2	2.28	0.67
3:N:162:THR:HG22	3:N:168:VAL:HG22	1.75	0.67
2:M8:182:PHE:CE2	3:N8:214:ARG:NH1	2.62	0.67
2:M8:540:TYR:CE1	2:M8:555:LEU:HD23	2.29	0.67
1:R16:1165:MET:HE1	1:R16:1220:GLN:HG2	1.76	0.67
1:R16:1228:ALA:HB2	1:R16:1263:MET:HE2	1.75	0.67
2:M16:162:ILE:HD11	2:M16:213:LEU:CD1	2.24	0.67
2:M16:182:PHE:CE2	3:N16:214:ARG:NH1	2.62	0.67
2:M16:571:TYR:CD1	2:M16:595:LEU:CD1	2.78	0.67
5:P:633:LEU:HD21	5:P:639:THR:CG2	2.23	0.67
5:P8:207:HIS:HB3	5:P8:208:PRO:HD2	1.74	0.67
9:K:614:PHE:CA	9:K:683:GLN:HE22	2.06	0.67
9:K:1071:PHE:CZ	9:K:1107:LEU:HD23	2.30	0.67
9:K8:585:GLU:HA	9:K8:622:VAL:CG1	2.23	0.67
9:K8:1142:ARG:NH2	9:K8:1204:THR:CA	2.56	0.67

*Continued on next page...*

*Continued from previous page...*

Atom-1	Atom-2	Interatomic distance (Å)	Clash overlap (Å)
10:C24:668:ALA:HA	10:C24:700:MET:HE3	1.76	0.67
10:C:792:PHE:HD1	10:C:850:ARG:NH1	1.92	0.67
10:C8:1265:ARG:C	10:C8:1268:ARG:HE	2.02	0.67
10:C8:1333:HIS:CE1	10:C8:1337:LEU:CD2	2.78	0.67
11:A16:703:ALA:CB	24:D16:1398:ARG:HH11	2.06	0.67
11:A32:496:LYS:NZ	17:F24:64:ASP:OD2	2.26	0.67
18:B8:842:ASN:OD1	18:B8:899:LYS:HE3	1.94	0.67
18:B8:1065:LYS:O	18:B8:1067:SER:N	2.25	0.67
19:4:183:ARG:NH1	19:4:245:GLY:CA	2.32	0.67
19:4:281:TRP:CD2	19:4:288:SER:HB3	2.29	0.67
22:I:333:ARG:HG3	22:I:350:PHE:CE2	2.28	0.67
10:C32:168:ARG:HH11	10:C32:229:PRO:HA	1.56	0.67
10:C32:228:ARG:HH22	10:C32:277:SER:HB3	1.57	0.67
10:C32:1624:LEU:HD21	10:C32:1632:LEU:HD11	1.77	0.67
1:R:1191:LYS:HD2	24:D:1453:GLU:OE1	1.93	0.67
1:R:1449:TRP:HH2	2:M:161:ASP:O	1.76	0.67
1:R8:1165:MET:HE1	1:R8:1220:GLN:HG2	1.77	0.67
2:M8:328:THR:HG21	2:M8:350:SER:OG	1.93	0.67
2:M8:571:TYR:HD1	2:M8:595:LEU:CD1	2.06	0.67
5:P:187:TRP:CZ3	5:P:191:ARG:HG2	2.30	0.67
9:K:578:THR:CG2	9:K:616:ARG:HH21	1.85	0.67
10:C16:168:ARG:HH11	10:C16:229:PRO:HA	1.56	0.67
10:C16:798:VAL:HG12	10:C16:802:TRP:CE2	2.29	0.67
11:A40:704:ILE:HG12	11:A40:760:LEU:HD12	1.75	0.67
11:A32:148:LEU:CD1	18:B8:1956:ILE:HD12	2.24	0.67
18:B:849:SER:O	18:B:852:THR:HG23	1.94	0.67
18:B:1045:LYS:HZ1	18:B:1100:LEU:HD21	1.60	0.67
18:B:1390:LEU:CD1	18:B:1404:LEU:HD11	2.25	0.67
18:B:1768:ILE:CD1	18:B:1895:LEU:HD22	2.25	0.67
18:B:1802:ASP:C	18:B:1804:THR:N	2.52	0.67
18:B8:191:PHE:CD2	18:B8:192:PRO:O	2.47	0.67
18:B8:712:PRO:HB3	18:B8:759:MET:HE2	1.75	0.67
18:B8:728:GLY:O	18:B8:1197:VAL:HG23	1.95	0.67
18:B8:968:PHE:HB2	18:B8:1040:MET:HE1	1.76	0.67
20:E:350:GLU:HG2	20:E:352:PHE:HE2	1.58	0.67
10:C32:508:ILE:HG23	10:C32:549:TYR:OH	1.95	0.67
10:C32:1280:VAL:HG22	10:C32:1731:HIS:ND1	2.08	0.67
1:R:1428:VAL:HG23	6:O:165:LYS:HE2	1.75	0.67
2:M:571:TYR:CD1	2:M:595:LEU:CD1	2.78	0.67
2:M16:408:GLU:CG	8:L16:484:PRO:HG3	2.24	0.67
5:P8:187:TRP:CZ3	5:P8:191:ARG:HG2	2.30	0.67

*Continued on next page...*

*Continued from previous page...*

Atom-1	Atom-2	Interatomic distance (Å)	Clash overlap (Å)
9:K8:751:LEU:CD2	9:K8:754:ARG:HD3	2.25	0.67
11:A24:704:ILE:HG12	11:A24:760:LEU:HD12	1.75	0.67
10:C24:57:VAL:HA	10:C24:62:ILE:HD11	1.77	0.67
10:C24:513:LEU:HD13	10:C24:549:TYR:HB3	1.76	0.67
10:C24:717:GLU:OE1	23:J16:656:ARG:HD3	1.93	0.67
10:C:499:LEU:CD2	10:C:505:PHE:CZ	2.77	0.67
10:C:1271:PHE:CZ	10:C:1284:ASP:CB	2.74	0.67
11:A16:198:PRO:HB2	11:A16:200:HIS:ND1	2.09	0.67
11:A32:56:ALA:C	11:A32:58:SER:N	2.49	0.67
18:B:94:LEU:HD21	18:B:132:LEU:HD22	1.74	0.67
18:B:1783:VAL:CG2	18:B:1810:VAL:HG11	2.24	0.67
18:B8:789:LEU:CD2	18:B8:793:LEU:HD12	2.19	0.67
18:B8:849:SER:O	18:B8:852:THR:HG23	1.94	0.67
19:4:51:PRO:O	19:4:53:SER:N	2.27	0.67
20:E8:165:ARG:NH1	20:E8:173:ILE:HD11	2.09	0.67
21:H8:322:LEU:HD13	23:J8:689:LEU:HG	1.76	0.67
22:I24:289:LEU:CD2	22:I24:296:ARG:HH22	2.07	0.67
22:I16:203:GLN:HB3	22:I16:209:TRP:CH2	2.30	0.67
1:R:979:GLN:OE1	24:D:1438:ALA:CB	2.42	0.67
1:R:1334:GLU:HB3	10:C:1170:VAL:CG2	2.24	0.67
1:R16:1078:SER:OG	5:P16:713:LEU:HD22	1.92	0.67
1:R16:1139:ARG:HG3	1:R16:1157:ARG:HH12	1.59	0.67
1:R16:1449:TRP:HH2	2:M16:161:ASP:O	1.76	0.67
9:K:1085:TYR:CE1	9:K:1093:SER:C	2.70	0.67
9:K8:806:LEU:HD13	9:K8:874:VAL:HG12	1.74	0.67
10:C16:1290:HIS:HB2	10:C16:1334:MET:CE	2.25	0.67
10:C16:1547:LYS:HZ3	24:D8:1405:GLY:C	2.02	0.67
10:C24:795:ASP:OD2	10:C24:850:ARG:NH1	2.25	0.67
12:A:156:MET:CE	10:C8:58:GLN:O	2.28	0.67
13:V:808:LYS:HE3	15:J:616:ALA:CB	2.24	0.67
10:C:668:ALA:HA	10:C:700:MET:HE3	1.76	0.67
10:C8:643:LEU:HD21	10:C8:656:THR:CG2	2.25	0.67
18:B8:676:ASP:O	18:B8:678:PRO:CD	2.40	0.67
18:B8:1768:ILE:CD1	18:B8:1895:LEU:HD22	2.25	0.67
19:48:293:LEU:CD1	19:48:316:PHE:CE1	2.78	0.67
21:H8:228:LEU:CD2	23:J8:592:VAL:HG12	2.23	0.67
22:I16:131:ARG:HE	23:J16:557:ARG:NH2	1.91	0.67
1:R:1063:ARG:HE	24:D:1432:THR:CG2	2.08	0.67
1:R:1188:TYR:OH	24:D:1459:LEU:HD13	1.95	0.67
1:R:1191:LYS:O	1:R:1192:LYS:C	2.35	0.67
2:M:627:TYR:CE2	3:N:165:GLY:C	2.69	0.67

*Continued on next page...*



*Continued from previous page...*

Atom-1	Atom-2	Interatomic distance (Å)	Clash overlap (Å)
1:R8:1059:ILE:HG22	24:D40:1435:ARG:NH1	2.09	0.67
1:R8:1228:ALA:HB2	1:R8:1263:MET:HE2	1.75	0.67
2:M8:349:ASP:C	2:M8:351:ALA:N	2.52	0.67
7:Q8:98:MET:CE	7:Q8:110:VAL:CG1	2.71	0.67
9:K8:614:PHE:CA	9:K8:683:GLN:NE2	2.58	0.67
11:A24:468:VAL:HG21	24:D16:1103:LEU:HD12	1.66	0.67
13:V:814:MET:CE	13:V:824:TRP:CH2	2.77	0.67
14:W:642:LEU:CD2	15:J:568:ILE:HD13	2.25	0.67
14:W:688:HIS:CE1	14:W:692:GLU:OE2	2.48	0.67
10:C:1068:THR:O	10:C:1069:TYR:C	2.25	0.67
10:C8:1265:ARG:C	10:C8:1268:ARG:HG2	2.19	0.67
11:A32:36:ASN:ND2	22:I24:293:LYS:HZ1	1.92	0.67
18:B:1065:LYS:O	18:B:1067:SER:N	2.26	0.67
18:B:1215:PHE:HE1	18:B:1234:MET:SD	2.13	0.67
18:B8:457:SER:CA	18:B8:548:ARG:NH1	2.50	0.67
18:B8:1768:ILE:HD13	18:B8:1895:LEU:CD2	2.24	0.67
18:B8:1911:LEU:HD13	18:B8:1960:LEU:HD12	1.77	0.67
19:4:293:LEU:CD1	19:4:316:PHE:CE1	2.77	0.67
20:E:235:HIS:NE2	20:E:239:LYS:CE	2.55	0.67
21:H8:291:VAL:CG1	23:J8:657:GLU:HG3	2.21	0.67
1:R:1191:LYS:HB3	24:D:1453:GLU:OE1	1.93	0.67
1:R8:1185:THR:CG2	24:D40:1462:PHE:CE2	2.77	0.67
2:M16:349:ASP:O	2:M16:351:ALA:N	2.28	0.67
3:N16:162:THR:HG22	3:N16:168:VAL:HG22	1.75	0.67
5:P:207:HIS:CD2	5:P:393:VAL:HG12	2.30	0.67
5:P:458:GLU:OE1	5:P:462:ARG:NH2	2.26	0.67
7:Q16:327:LEU:CD1	7:Q16:358:PHE:CE1	2.76	0.67
10:C16:1271:PHE:HE2	10:C16:1284:ASP:CB	2.06	0.67
10:C16:1488:ILE:HD11	10:C16:1528:LEU:HD23	1.76	0.67
10:C24:168:ARG:NH1	10:C24:229:PRO:CA	2.58	0.67
10:C24:792:PHE:HD1	10:C24:850:ARG:NH1	1.92	0.67
10:C24:1453:ARG:NH1	24:D24:1150:GLY:HA3	2.08	0.67
10:C24:1661:LEU:O	10:C24:1662:ASP:C	2.29	0.67
14:W:516:GLN:C	14:W:604:PRO:C	2.62	0.67
10:C:453:LEU:HB2	10:C:486:LEU:CD2	2.22	0.67
10:C8:639:MET:CE	10:C8:643:LEU:CD1	2.72	0.67
11:A32:468:VAL:C	11:A32:470:LEU:H	2.00	0.67
18:B:686:LEU:HD11	18:B:790:ASP:CG	2.17	0.67
18:B:1831:LEU:CD1	18:B:1902:THR:HG23	2.25	0.67
21:H:215:ARG:O	21:H:218:ILE:HG22	1.95	0.67
21:H16:228:LEU:HD21	23:J16:592:VAL:HG12	1.76	0.67

*Continued on next page...*



*Continued from previous page...*

Atom-1	Atom-2	Interatomic distance (Å)	Clash overlap (Å)
10:C32:1290:HIS:HB2	10:C32:1334:MET:CE	2.25	0.67
10:C32:1348:LEU:CD1	10:C32:1359:ILE:CG1	2.72	0.67
1:R:1228:ALA:HB2	1:R:1263:MET:HE2	1.75	0.67
2:M8:428:SER:HB3	8:L8:355:SER:OG	1.94	0.67
1:R16:1124:TRP:HZ2	4:T16:669:PRO:HG3	1.52	0.67
5:P:109:ILE:HD13	14:W:18:PRO:CB	2.24	0.67
5:P:375:LYS:NZ	14:W:83:GLU:OE2	2.28	0.67
5:P:504:GLN:NE2	6:O:22:ASP:OD2	2.27	0.67
9:K:751:LEU:CD2	9:K:754:ARG:HD3	2.25	0.67
9:K8:751:LEU:HD22	9:K8:754:ARG:HD3	1.76	0.67
9:K8:1074:ARG:NH1	9:K8:1126:LEU:CD2	2.58	0.67
10:C16:8:VAL:CG2	10:C16:129:ASP:O	2.43	0.67
10:C16:1385:LEU:HD23	10:C16:1389:ILE:HD11	1.77	0.67
10:C16:1548:ILE:HG13	24:D8:1407:PHE:CE2	2.30	0.67
11:A24:468:VAL:HG23	24:D16:1100:GLN:OE1	1.95	0.67
10:C24:847:ARG:CZ	10:C24:911:ILE:N	2.57	0.67
10:C24:1624:LEU:HD21	10:C24:1632:LEU:HD11	1.77	0.67
10:C:168:ARG:NH1	10:C:229:PRO:CA	2.58	0.67
10:C:1348:LEU:CD1	10:C:1359:ILE:CG1	2.72	0.67
10:C8:345:MET:HE1	10:C8:401:ILE:HD13	1.40	0.67
11:A16:676:TYR:HE2	24:D16:1395:SER:CA	2.05	0.67
18:B8:152:HIS:CB	18:B8:163:ILE:HD13	2.24	0.67
18:B8:313:ILE:HD12	18:B8:331:TRP:CE2	2.30	0.67
21:H24:215:ARG:O	21:H24:218:ILE:HG22	1.95	0.67
24:D:1099:ARG:CD	24:D:1149:VAL:HG11	2.21	0.67
10:C32:647:GLU:OE1	10:C32:655:SER:HB3	1.95	0.67
10:C32:1265:ARG:C	10:C32:1268:ARG:HE	2.02	0.67
12:A48:198:PRO:HB2	12:A48:200:HIS:ND1	2.09	0.67
2:M:625:HIS:CD2	3:N:225:PRO:HB3	2.30	0.67
1:R8:1059:ILE:CB	24:D40:1435:ARG:NH2	2.58	0.67
3:N8:200:MET:CE	3:N8:203:PHE:HD2	2.08	0.67
2:M16:672:TYR:HB2	2:M16:680:LYS:HD3	1.73	0.67
5:P:19:LYS:O	5:P:21:LYS:N	2.28	0.67
5:P:55:ARG:HH12	5:P:64:ASP:CB	1.97	0.67
5:P:500:ARG:HD2	6:O:290:MET:SD	2.35	0.67
7:Q:30:ALA:CB	10:C8:815:GLN:HE22	2.08	0.67
7:Q8:327:LEU:CD1	7:Q8:358:PHE:CE1	2.76	0.67
5:P16:19:LYS:O	5:P16:21:LYS:N	2.28	0.67
9:K8:1153:ALA:C	9:K8:1220:ASN:HD21	2.03	0.67
10:C16:508:ILE:HG23	10:C16:549:TYR:OH	1.95	0.67
11:A24:440:LEU:HD12	11:A24:443:LEU:HD11	1.75	0.67

*Continued on next page...*

*Continued from previous page...*

Atom-1	Atom-2	Interatomic distance (Å)	Clash overlap (Å)
10:C24:8:VAL:CG2	10:C24:129:ASP:O	2.43	0.67
10:C24:1010:ALA:N	10:C24:1192:ARG:HH21	1.81	0.67
10:C24:1507:LEU:C	10:C24:1509:SER:H	2.02	0.67
11:A40:736:PRO:HB2	24:D32:871:ARG:NH1	2.10	0.67
12:A:153:ARG:HG2	10:C8:74:ASP:CG	2.17	0.67
12:A:198:PRO:HB2	12:A:200:HIS:ND1	2.09	0.67
12:A:270:VAL:CG1	12:A:274:MET:HB3	2.25	0.67
14:W:656:GLN:NE2	15:J:579:ARG:HB2	2.10	0.67
10:C:1624:LEU:HD21	10:C:1632:LEU:HD11	1.77	0.67
10:C8:453:LEU:HB2	10:C8:486:LEU:CD2	2.22	0.67
10:C8:639:MET:HE3	10:C8:643:LEU:HD13	1.75	0.67
10:C8:1271:PHE:CZ	10:C8:1284:ASP:CB	2.73	0.67
10:C8:1385:LEU:HD23	10:C8:1389:ILE:HD11	1.77	0.67
11:A16:91:GLU:CB	18:B:1112:LYS:HZ1	2.05	0.67
11:A16:440:LEU:HD12	11:A16:443:LEU:HD11	1.75	0.67
18:B:728:GLY:O	18:B:1197:VAL:HG23	1.95	0.67
18:B:1911:LEU:HD13	18:B:1960:LEU:HD12	1.77	0.67
18:B8:1390:LEU:CD1	18:B8:1404:LEU:HD11	2.25	0.67
18:B8:1831:LEU:CD1	18:B8:1902:THR:HG23	2.25	0.67
19:48:153:ARG:CZ	20:E8:467:ILE:HD11	2.24	0.67
20:E8:341:TYR:O	20:E8:342:GLN:C	2.27	0.67
10:C32:8:VAL:CG2	10:C32:129:ASP:O	2.43	0.67
2:M:162:ILE:HD11	2:M:213:LEU:CD1	2.24	0.66
1:R8:1466:LYS:CD	6:O8:160:LEU:HB2	2.21	0.66
2:M8:278:VAL:CG1	2:M8:326:GLN:HG3	2.25	0.66
2:M8:625:HIS:CD2	3:N8:225:PRO:HB3	2.30	0.66
1:R16:1346:ILE:HD11	5:P16:685:PRO:CG	2.26	0.66
9:K:1019:ARG:CZ	9:K:1059:ARG:HD3	2.25	0.66
9:K:1248:LEU:CD1	9:K:1265:ILE:HD11	2.07	0.66
9:K8:1085:TYR:CE1	9:K8:1093:SER:C	2.70	0.66
10:C16:1624:LEU:HD21	10:C16:1632:LEU:HD11	1.77	0.66
10:C16:1814:LYS:CE	23:J32:738:MET:SD	2.83	0.66
10:C24:1333:HIS:CE1	10:C24:1337:LEU:CD2	2.77	0.66
10:C24:1453:ARG:NH2	24:D24:1150:GLY:HA2	1.88	0.66
11:A40:156:MET:CB	11:A40:555:HIS:CD2	2.47	0.66
11:A40:270:VAL:CG1	11:A40:274:MET:HB3	2.25	0.66
10:C:1290:HIS:HB2	10:C:1334:MET:CE	2.25	0.66
10:C8:8:VAL:CG2	10:C8:129:ASP:O	2.43	0.66
10:C8:57:VAL:HA	10:C8:62:ILE:HD11	1.77	0.66
10:C8:647:GLU:OE1	10:C8:655:SER:HB3	1.95	0.66
11:A32:72:ILE:CD1	21:H24:348:ALA:HA	2.24	0.66

*Continued on next page...*

*Continued from previous page...*

Atom-1	Atom-2	Interatomic distance (Å)	Clash overlap (Å)
18:B:671:MET:HE3	18:B:736:ALA:HB3	1.76	0.66
18:B8:729:LEU:CB	18:B8:1196:MET:HE1	2.23	0.66
18:B8:1768:ILE:HD13	18:B8:1895:LEU:HD22	1.76	0.66
18:B8:1945:TYR:CE2	18:B8:1946:LEU:HG	2.31	0.66
18:B8:1947:GLU:HB3	18:B8:1948:PRO:HD3	1.76	0.66
19:48:94:VAL:HA	19:48:97:LEU:HD12	1.77	0.66
20:E8:235:HIS:NE2	20:E8:239:LYS:CE	2.55	0.66
10:C32:798:VAL:HG12	10:C32:802:TRP:CE2	2.29	0.66
1:R:1168:LEU:HD23	1:R:1216:ILE:CG1	2.24	0.66
1:R8:1466:LYS:HD2	6:O8:160:LEU:CG	2.24	0.66
2:M8:571:TYR:CD1	2:M8:595:LEU:CD1	2.77	0.66
2:M16:278:VAL:CG1	2:M16:326:GLN:HG3	2.25	0.66
5:P8:207:HIS:CD2	5:P8:393:VAL:HG12	2.30	0.66
5:P16:187:TRP:CZ3	5:P16:191:ARG:HG2	2.30	0.66
9:K:614:PHE:CA	9:K:683:GLN:NE2	2.58	0.66
9:K8:1071:PHE:CZ	9:K8:1107:LEU:HD23	2.30	0.66
10:C16:1333:HIS:CE1	10:C16:1337:LEU:CD2	2.78	0.66
10:C16:1507:LEU:C	10:C16:1509:SER:H	2.02	0.66
10:C24:453:LEU:HB2	10:C24:486:LEU:CD2	2.23	0.66
10:C24:1708:ARG:NH2	21:H24:275:LYS:CE	2.56	0.66
14:W:715:ASP:CG	10:C8:1568:ARG:HD3	2.19	0.66
10:C:647:GLU:OE1	10:C:655:SER:HB3	1.95	0.66
10:C:1488:ILE:CD1	10:C:1528:LEU:HD23	2.26	0.66
10:C8:768:ARG:CZ	10:C8:775:LYS:CG	2.69	0.66
11:A32:845:THR:OG1	24:D32:1297:HIS:CE1	2.48	0.66
18:B:410:GLN:CG	18:B:538:ARG:HH22	2.08	0.66
18:B:729:LEU:CB	18:B:1196:MET:HE1	2.23	0.66
18:B:1768:ILE:HD13	18:B:1895:LEU:HD22	1.76	0.66
18:B:1768:ILE:HD13	18:B:1895:LEU:CD2	2.24	0.66
18:B:1945:TYR:CE2	18:B:1946:LEU:HG	2.31	0.66
18:B8:286:GLN:OE1	18:B8:443:PHE:CG	2.49	0.66
18:B8:638:ALA:HA	18:B8:699:MET:HE3	1.76	0.66
19:4:15:ILE:HD12	19:4:20:ILE:HD11	1.77	0.66
19:4:186:GLY:C	19:4:187:SER:O	2.38	0.66
21:H8:228:LEU:HD21	23:J8:592:VAL:HG12	1.77	0.66
12:A48:259:ILE:HG22	12:A48:276:LEU:HD22	1.75	0.66
12:A48:270:VAL:CG1	12:A48:274:MET:HB3	2.25	0.66
12:A48:374:PHE:HE2	12:A48:426:ILE:HD12	1.61	0.66
1:R8:1265:PHE:CD2	1:R8:1269:LEU:CD1	2.77	0.66
2:M8:257:VAL:HG23	2:M8:274:VAL:HG21	1.78	0.66
2:M8:363:ARG:HH12	2:M8:494:SER:HB2	1.59	0.66

*Continued on next page...*

*Continued from previous page...*

Atom-1	Atom-2	Interatomic distance (Å)	Clash overlap (Å)
5:P8:19:LYS:O	5:P8:21:LYS:N	2.28	0.66
6:O16:119:ARG:HH22	6:O16:182:GLU:HG2	1.59	0.66
9:K8:578:THR:CG2	9:K8:616:ARG:HH21	1.85	0.66
11:A24:307:GLY:HA3	20:E:387:LEU:CD2	2.26	0.66
13:V:844:MET:CG	10:C8:1502:ARG:HH21	1.73	0.66
10:C:1234:ASP:OD1	10:C:1302:LYS:NZ	2.25	0.66
10:C:1358:ASP:C	10:C:1360:GLN:N	2.53	0.66
10:C:1661:LEU:O	10:C:1662:ASP:C	2.29	0.66
11:A16:56:ALA:C	11:A16:58:SER:N	2.49	0.66
18:B:241:TYR:CE1	18:B:245:LEU:HD11	2.30	0.66
18:B:1618:HIS:ND1	18:B:1622:ILE:HD11	2.09	0.66
22:I8:199:PHE:CD1	23:J8:620:MET:CG	2.76	0.66
21:H16:207:GLN:NE2	23:J16:572:ASP:OD1	2.26	0.66
21:H16:215:ARG:O	21:H16:218:ILE:HG22	1.95	0.66
10:C32:1488:ILE:HD11	10:C32:1528:LEU:HD23	1.76	0.66
1:R8:1185:THR:HG21	24:D40:1462:PHE:CE2	2.26	0.66
1:R8:1466:LYS:HB3	6:O8:160:LEU:HD11	1.74	0.66
2:M8:503:TYR:CE1	2:M8:507:LEU:CD1	2.79	0.66
1:R16:1340:LEU:HD23	1:R16:1374:MET:SD	2.35	0.66
4:T8:671:ILE:HD11	5:P8:698:GLY:HA3	1.78	0.66
5:P:401:ARG:CB	5:P:414:VAL:HG11	2.25	0.66
5:P:578:LEU:HD13	5:P:608:LYS:NZ	2.11	0.66
9:K:577:GLN:NE2	9:K:625:ARG:HH11	1.93	0.66
9:K:1019:ARG:HD3	9:K:1059:ARG:HD2	1.75	0.66
9:K:1153:ALA:C	9:K:1220:ASN:HD21	2.03	0.66
9:K8:614:PHE:HA	9:K8:683:GLN:NE2	2.11	0.66
10:C24:508:ILE:HG23	10:C24:549:TYR:OH	1.95	0.66
10:C24:557:VAL:HG22	10:C24:565:ARG:CZ	2.26	0.66
10:C24:1290:HIS:HB2	10:C24:1334:MET:CE	2.25	0.66
10:C24:1385:LEU:HD23	10:C24:1389:ILE:HD11	1.77	0.66
11:A40:326:TYR:OH	17:F16:74:ILE:O	2.12	0.66
11:A40:707:LEU:HD21	11:A40:767:ARG:HH22	1.59	0.66
14:W:676:PHE:CE1	14:W:680:ARG:HD2	2.31	0.66
10:C:278:ARG:HH11	10:C:287:SER:HB2	1.56	0.66
10:C:847:ARG:HD2	10:C:911:ILE:HD12	1.77	0.66
10:C8:1488:ILE:CD1	10:C8:1528:LEU:HD23	2.26	0.66
18:B:457:SER:CA	18:B:548:ARG:NH1	2.50	0.66
18:B8:241:TYR:CE1	18:B8:245:LEU:HD11	2.30	0.66
24:D40:865:VAL:CG2	24:D40:928:THR:HG21	2.25	0.66
10:C32:398:SER:HA	10:C32:458:VAL:HG11	1.78	0.66
10:C32:513:LEU:HD13	10:C32:549:TYR:HB3	1.76	0.66

*Continued on next page...*

*Continued from previous page...*

Atom-1	Atom-2	Interatomic distance (Å)	Clash overlap (Å)
10:C32:1251:PHE:HZ	10:C32:1319:ARG:CZ	1.99	0.66
10:C32:1358:ASP:C	10:C32:1360:GLN:N	2.53	0.66
1:R8:1340:LEU:HD23	1:R8:1374:MET:SD	2.35	0.66
1:R8:1449:TRP:HH2	2:M8:161:ASP:O	1.76	0.66
3:N16:200:MET:CE	3:N16:203:PHE:HD2	2.08	0.66
10:C16:513:LEU:HD13	10:C16:549:TYR:HB3	1.76	0.66
10:C24:386:ASN:HB3	10:C24:449:GLU:OE1	1.94	0.66
10:C24:1488:ILE:CD1	10:C24:1528:LEU:HD23	2.26	0.66
11:A40:374:PHE:HE2	11:A40:426:ILE:HD12	1.60	0.66
13:V:832:LEU:HD23	13:V:836:LEU:CB	2.25	0.66
10:C:1002:LEU:HD12	10:C:1019:ARG:HH12	1.61	0.66
10:C8:1824:ARG:O	10:C8:1828:THR:OG1	2.13	0.66
11:A16:270:VAL:CG1	11:A16:274:MET:HB3	2.25	0.66
11:A16:703:ALA:CA	24:D16:1398:ARG:HD3	2.20	0.66
11:A32:714:GLY:HA2	24:D32:1398:ARG:CZ	2.25	0.66
11:A32:841:LEU:CD1	11:A32:857:VAL:HG21	2.26	0.66
18:B:313:ILE:HD12	18:B:331:TRP:CE2	2.30	0.66
18:B:1112:LYS:HE2	21:H:327:SER:HB3	1.76	0.66
18:B8:171:ILE:HD13	18:B8:226:TYR:CB	2.25	0.66
18:B8:410:GLN:CG	18:B8:538:ARG:HH22	2.08	0.66
18:B8:1161:LEU:CD1	18:B8:1403:ILE:HD13	2.26	0.66
21:H8:316:ILE:O	21:H8:317:ALA:C	2.35	0.66
22:I24:199:PHE:CE1	23:J24:620:MET:HG3	2.31	0.66
1:R:1340:LEU:HD23	1:R:1374:MET:SD	2.35	0.66
6:O8:119:ARG:HH21	6:O8:182:GLU:CB	2.08	0.66
5:P16:281:ILE:HD11	5:P16:341:MET:HE2	1.78	0.66
5:P16:500:ARG:HD2	6:O16:290:MET:SD	2.35	0.66
5:P16:578:LEU:HD13	5:P16:608:LYS:NZ	2.10	0.66
8:L8:605:MET:SD	8:L8:631:LEU:HD13	2.35	0.66
10:C16:1688:ARG:HG3	23:J32:735:LYS:NZ	2.09	0.66
10:C24:647:GLU:OE2	10:C24:656:THR:OG1	2.13	0.66
10:C24:1688:ARG:CG	23:J24:735:LYS:CE	2.56	0.66
11:A40:468:VAL:HG21	24:D32:1100:GLN:CG	2.23	0.66
14:W:586:ILE:HG12	15:J:572:ASP:OD2	1.96	0.66
10:C:647:GLU:OE2	10:C:656:THR:OG1	2.13	0.66
10:C:1271:PHE:HE2	10:C:1284:ASP:CB	2.06	0.66
10:C8:565:ARG:HD3	10:C8:568:TRP:CD2	2.17	0.66
10:C8:1290:HIS:HB2	10:C8:1334:MET:CE	2.25	0.66
10:C8:1488:ILE:HD11	10:C8:1528:LEU:HD23	1.76	0.66
11:A16:52:LEU:CD2	11:A16:55:GLU:OE2	2.37	0.66
11:A16:841:LEU:CD1	11:A16:857:VAL:HG21	2.26	0.66

*Continued on next page...*

*Continued from previous page...*

Atom-1	Atom-2	Interatomic distance (Å)	Clash overlap (Å)
11:A32:326:TYR:OH	17:F24:74:ILE:O	2.12	0.66
11:A32:342:VAL:CG1	17:F24:77:TYR:CE1	2.78	0.66
18:B:904:ALA:CB	18:B:917:PHE:HZ	2.08	0.66
18:B:1148:ILE:HG12	18:B:1371:VAL:CG2	2.26	0.66
18:B:1161:LEU:CD1	18:B:1403:ILE:HD13	2.26	0.66
18:B:1161:LEU:HD11	18:B:1403:ILE:HD12	1.77	0.66
18:B8:690:TRP:CH2	18:B8:787:VAL:HG22	2.26	0.66
18:B8:1148:ILE:HG12	18:B8:1371:VAL:CG2	2.26	0.66
10:C32:169:GLN:OE1	10:C32:169:GLN:CA	2.44	0.66
10:C32:1274:ALA:C	10:C32:1276:SER:N	2.48	0.66
3:N:162:THR:HG22	3:N:168:VAL:CG2	2.16	0.66
2:M16:627:TYR:OH	3:N16:163:ALA:O	2.13	0.66
7:Q8:143:ARG:CZ	7:Q8:147:GLU:OE2	2.44	0.66
7:Q16:143:ARG:CZ	7:Q16:147:GLU:OE2	2.44	0.66
9:K8:1074:ARG:CD	9:K8:1126:LEU:CD2	2.71	0.66
10:C24:1593:TRP:CZ2	10:C24:1603:PHE:CD2	2.82	0.66
11:A40:103:GLU:HG2	21:H16:323:TYR:HE2	1.61	0.66
13:V:861:PHE:HB3	14:W:741:ARG:CZ	2.25	0.66
15:J:576:LEU:HD23	15:J:576:LEU:C	2.21	0.66
10:C8:1129:VAL:HG12	10:C8:1130:SER:N	2.11	0.66
10:C8:1593:TRP:CZ2	10:C8:1603:PHE:CD2	2.82	0.66
11:A16:496:LYS:NZ	17:F8:64:ASP:OD2	2.27	0.66
18:B:195:MET:SD	18:B:199:LEU:HD23	2.36	0.66
18:B:1342:LEU:CD2	18:B:1406:ALA:CB	2.69	0.66
22:I:199:PHE:CD1	23:J32:620:MET:CG	2.76	0.66
24:D:275:LYS:HE3	24:D:294:GLU:CD	2.21	0.66
24:D8:275:LYS:HE3	24:D8:294:GLU:CD	2.21	0.66
24:D32:275:LYS:HE3	24:D32:294:GLU:CD	2.21	0.66
24:D32:280:VAL:HG21	24:D32:373:PRO:HG2	1.78	0.66
10:C32:225:LEU:HD22	10:C32:388:TYR:OH	1.96	0.66
1:R:1165:MET:HE1	1:R:1220:GLN:HG2	1.76	0.66
2:M:503:TYR:CE1	2:M:507:LEU:CD1	2.79	0.66
5:P8:175:MET:SD	5:P8:433:LEU:CD2	2.84	0.66
5:P8:611:LEU:CG	5:P8:629:ARG:HD3	2.20	0.66
5:P16:207:HIS:CD2	5:P16:393:VAL:HG12	2.30	0.66
11:A24:270:VAL:CG1	11:A24:274:MET:HB3	2.25	0.66
10:C24:1129:VAL:HG12	10:C24:1130:SER:N	2.11	0.66
10:C24:1271:PHE:HE2	10:C24:1284:ASP:CB	2.06	0.66
10:C24:1824:ARG:O	10:C24:1828:THR:OG1	2.13	0.66
11:A40:496:LYS:NZ	17:F16:64:ASP:OD2	2.26	0.66
11:A40:842:ALA:O	11:A40:845:THR:HG23	1.96	0.66

*Continued on next page...*



*Continued from previous page...*

Atom-1	Atom-2	Interatomic distance (Å)	Clash overlap (Å)
14:W:806:GLU:CD	15:J:716:ARG:HH21	2.03	0.66
15:J:680:LEU:HD23	15:J:686:MET:HE3	1.77	0.66
10:C:228:ARG:HH22	10:C:277:SER:HB3	1.57	0.66
10:C:847:ARG:CZ	10:C:911:ILE:N	2.57	0.66
10:C:1333:HIS:CE1	10:C:1337:LEU:CD2	2.78	0.66
10:C8:508:ILE:HG23	10:C8:549:TYR:OH	1.95	0.66
10:C8:1621:LYS:O	10:C8:1622:SER:C	2.35	0.66
11:A16:676:TYR:OH	24:D16:1394:SER:O	2.14	0.66
18:B8:177:ARG:HG3	18:B8:233:ARG:HH21	1.61	0.66
18:B8:1291:LEU:HD11	18:B8:1332:VAL:CG2	2.25	0.66
18:B8:1900:ILE:HD12	18:B8:1946:LEU:CD2	2.26	0.66
19:4:94:VAL:HA	19:4:97:LEU:HD12	1.77	0.66
21:H:207:GLN:NE2	23:J32:572:ASP:OD1	2.26	0.66
22:I16:300:LEU:CD1	23:J16:689:LEU:CD2	2.73	0.66
24:D24:280:VAL:HG21	24:D24:373:PRO:HG2	1.78	0.66
10:C32:1777:SER:O	10:C32:1778:ASN:C	2.26	0.66
2:M:278:VAL:CG1	2:M:326:GLN:HG3	2.25	0.66
2:M:367:SER:HB2	2:M:486:MET:HE1	1.78	0.66
3:N:200:MET:CE	3:N:203:PHE:HD2	2.08	0.66
1:R8:1466:LYS:CG	6:O8:160:LEU:HD13	2.26	0.66
5:P8:55:ARG:HH12	5:P8:64:ASP:CB	1.97	0.66
5:P8:105:ARG:CZ	5:P8:130:VAL:CG2	2.72	0.66
5:P8:500:ARG:HD2	6:O8:290:MET:SD	2.35	0.66
9:K8:645:GLU:O	9:K8:649:MET:HG3	1.96	0.66
9:K8:923:ILE:HG22	9:K8:929:ARG:NE	2.10	0.66
10:C16:57:VAL:HA	10:C16:62:ILE:HD11	1.76	0.66
10:C16:1488:ILE:CD1	10:C16:1528:LEU:HD23	2.26	0.66
10:C16:1593:TRP:CZ2	10:C16:1603:PHE:CD2	2.82	0.66
11:A40:342:VAL:CG1	17:F16:77:TYR:CE1	2.78	0.66
14:W:518:GLU:N	14:W:605:ASN:ND2	2.43	0.66
10:C:1488:ILE:HD11	10:C:1528:LEU:HD23	1.76	0.66
11:A32:159:LYS:HZ2	18:B8:1918:ARG:HG3	1.61	0.66
11:A32:711:ARG:HD3	24:D32:1398:ARG:HG2	1.75	0.66
18:B8:1736:ALA:HB3	18:B8:1871:GLN:NE2	2.10	0.66
19:48:15:ILE:HD12	19:48:20:ILE:HD11	1.77	0.66
19:48:186:GLY:C	19:48:187:SER:O	2.38	0.66
22:I8:300:LEU:CD1	23:J8:689:LEU:CD2	2.73	0.66
21:H16:316:ILE:O	21:H16:317:ALA:C	2.35	0.66
22:I16:199:PHE:CD1	23:J16:620:MET:CG	2.76	0.66
10:C32:182:ASP:HB2	10:C32:183:PRO:CD	2.23	0.66
10:C32:453:LEU:CD2	10:C32:459:LEU:CD1	2.66	0.66

*Continued on next page...*



*Continued from previous page...*

Atom-1	Atom-2	Interatomic distance (Å)	Clash overlap (Å)
12:A48:841:LEU:CD1	12:A48:857:VAL:HG21	2.26	0.66
1:R:1139:ARG:HG3	1:R:1157:ARG:NH1	2.11	0.66
2:M:348:GLU:O	2:M:350:SER:N	2.29	0.66
2:M:377:ARG:HH12	2:M:477:ASP:HB2	1.61	0.66
3:N:267:TRP:HH2	3:N:294:TRP:HH2	1.43	0.66
2:M8:162:ILE:HD11	2:M8:213:LEU:CD1	2.24	0.66
2:M16:363:ARG:HH12	2:M16:494:SER:HB2	1.59	0.66
2:M16:627:TYR:OH	3:N16:162:THR:HB	1.96	0.66
9:K:1074:ARG:NH1	9:K:1126:LEU:CD2	2.58	0.66
10:C16:878:ARG:HH21	10:C16:885:VAL:CG2	2.09	0.66
10:C24:225:LEU:HD22	10:C24:388:TYR:OH	1.96	0.66
10:C24:1133:ILE:HG12	10:C24:1152:LYS:HD2	1.78	0.66
11:A40:841:LEU:CD1	11:A40:857:VAL:HG21	2.26	0.66
11:A16:842:ALA:O	11:A16:845:THR:HG23	1.96	0.66
18:B:152:HIS:CB	18:B:163:ILE:HD13	2.24	0.66
18:B:684:ILE:HD11	24:D16:1065:ALA:CB	2.26	0.66
18:B:1291:LEU:HD11	18:B:1332:VAL:CG2	2.25	0.66
18:B:1736:ALA:HB3	18:B:1871:GLN:NE2	2.10	0.66
18:B8:241:TYR:CB	18:B8:271:LEU:HD23	2.26	0.66
18:B8:1657:TYR:CE2	18:B8:1658:MET:HG2	2.31	0.66
19:4:153:ARG:HH21	20:E:467:ILE:CD1	2.00	0.66
21:H24:207:GLN:NE2	23:J24:572:ASP:OD1	2.26	0.66
24:D8:94:ALA:CB	24:D8:543:MET:HE1	2.26	0.66
24:D8:1452:LYS:NZ	24:D16:971:HIS:CE1	2.63	0.66
24:D40:275:LYS:HE3	24:D40:294:GLU:CD	2.21	0.66
24:D40:839:GLU:O	24:D40:971:HIS:CE1	2.48	0.66
2:M:448:ASP:OD1	2:M:448:ASP:N	2.21	0.65
3:N8:15:HIS:HE2	3:N8:31:SER:HG	1.42	0.65
5:P8:105:ARG:HH12	5:P8:130:VAL:HG13	1.59	0.65
8:L16:1026:ARG:HB3	9:K16:1284:MET:HG2	1.77	0.65
10:C16:169:GLN:OE1	10:C16:169:GLN:CA	2.44	0.65
10:C16:1348:LEU:CD1	10:C16:1359:ILE:CG1	2.72	0.65
11:A24:841:LEU:CD1	11:A24:857:VAL:HG21	2.26	0.65
10:C24:390:HIS:HB3	10:C24:452:LEU:CB	2.22	0.65
10:C24:1348:LEU:CD1	10:C24:1359:ILE:CG1	2.72	0.65
11:A40:390:ALA:HB2	24:D32:1099:ARG:HB2	1.77	0.65
11:A40:743:ARG:NH2	24:D32:699:HIS:CE1	2.53	0.65
14:W:265:MET:HE2	14:W:301:LEU:HD23	1.76	0.65
10:C:153:ALA:CB	24:D:1403:LEU:HD11	2.12	0.65
10:C:508:ILE:HG23	10:C:549:TYR:OH	1.94	0.65
10:C:878:ARG:HH21	10:C:885:VAL:CG2	2.09	0.65

*Continued on next page...*

*Continued from previous page...*

Atom-1	Atom-2	Interatomic distance (Å)	Clash overlap (Å)
10:C:1297:HIS:NE2	10:C:1372:ALA:HB1	2.11	0.65
10:C8:300:VAL:HG12	10:C8:317:ARG:HG3	1.78	0.65
10:C8:1358:ASP:C	10:C8:1360:GLN:N	2.53	0.65
11:A32:842:ALA:O	11:A32:845:THR:HG23	1.96	0.65
18:B:1110:LEU:HD12	21:H:323:TYR:HH	1.61	0.65
18:B8:1156:GLN:C	18:B8:1382:LYS:HZ3	2.04	0.65
19:4:295:SER:HB2	24:D24:224:ARG:NH2	2.11	0.65
22:I24:300:LEU:CD1	23:J24:689:LEU:CD2	2.73	0.65
24:D:387:LEU:O	24:D16:746:ALA:HB3	1.96	0.65
24:D:409:LEU:HD22	24:D16:746:ALA:N	2.08	0.65
24:D24:1428:ASN:CG	24:D32:968:ILE:HD11	2.22	0.65
24:D40:873:ARG:HH11	24:D40:884:ASP:CG	2.04	0.65
10:C32:620:PRO:HB3	10:C32:636:VAL:HG13	1.58	0.65
12:A48:842:ALA:O	12:A48:845:THR:HG23	1.96	0.65
9:K8:577:GLN:NE2	9:K8:625:ARG:HH11	1.93	0.65
10:C16:390:HIS:HB3	10:C16:452:LEU:CB	2.23	0.65
10:C16:717:GLU:O	10:C16:719:PRO:CD	2.44	0.65
10:C16:1129:VAL:HG12	10:C16:1130:SER:N	2.11	0.65
10:C24:717:GLU:O	10:C24:719:PRO:CD	2.44	0.65
10:C24:1251:PHE:HZ	10:C24:1319:ARG:CZ	1.99	0.65
11:A40:803:PRO:HB3	24:D24:1401:LEU:HD11	1.67	0.65
14:W:711:ARG:NH1	10:C8:1606:GLY:CA	2.59	0.65
10:C8:847:ARG:HD2	10:C8:911:ILE:HD12	1.77	0.65
10:C8:1624:LEU:HD21	10:C8:1632:LEU:HD11	1.77	0.65
22:I16:199:PHE:CE1	23:J16:620:MET:HG3	2.31	0.65
10:C32:168:ARG:NH1	10:C32:229:PRO:CA	2.58	0.65
10:C32:1163:LEU:CD2	10:C32:1166:SER:CB	2.74	0.65
10:C32:1385:LEU:HD23	10:C32:1389:ILE:HD11	1.77	0.65
2:M:257:VAL:HG23	2:M:274:VAL:HG21	1.78	0.65
1:R16:1191:LYS:O	1:R16:1192:LYS:C	2.35	0.65
5:P:303:LYS:HG3	5:P:373:PHE:CE1	2.31	0.65
6:O:119:ARG:HH21	6:O:182:GLU:CB	2.08	0.65
6:O16:179:LYS:C	6:O16:180:GLY:O	2.39	0.65
8:L:346:TRP:CH2	8:L:350:THR:CG2	2.78	0.65
8:L16:1081:MET:SD	9:K16:1083:ILE:HG22	2.36	0.65
9:K:645:GLU:O	9:K:649:MET:HG3	1.96	0.65
10:C16:390:HIS:CB	10:C16:452:LEU:HB2	2.24	0.65
10:C16:1716:LYS:HG3	10:C16:1721:GLN:HE21	1.61	0.65
10:C24:719:PRO:C	10:C24:721:PHE:H	2.05	0.65
10:C24:1716:LYS:HG3	10:C24:1721:GLN:HE21	1.61	0.65
12:A:643:SER:H	12:A:685:ARG:NH1	1.93	0.65

*Continued on next page...*

*Continued from previous page...*

Atom-1	Atom-2	Interatomic distance (Å)	Clash overlap (Å)
14:W:659:ARG:HB3	15:J:586:GLU:OE1	1.97	0.65
10:C:8:VAL:CG2	10:C:129:ASP:O	2.43	0.65
10:C:225:LEU:HD22	10:C:388:TYR:OH	1.96	0.65
10:C:572:ILE:CG1	10:C:606:MET:HE1	2.26	0.65
10:C:1129:VAL:HG12	10:C:1130:SER:N	2.11	0.65
10:C:1424:GLN:HE21	10:C:1478:VAL:CG1	2.10	0.65
10:C:1593:TRP:CZ2	10:C:1603:PHE:CD2	2.82	0.65
11:A16:159:LYS:HZ2	18:B:1918:ARG:HG3	1.62	0.65
18:B:86:LYS:CD	18:B:123:LEU:HD11	2.26	0.65
18:B:241:TYR:CB	18:B:271:LEU:HD23	2.26	0.65
18:B:676:ASP:O	18:B:678:PRO:CD	2.40	0.65
18:B8:750:GLU:CG	18:B8:760:ARG:CZ	2.73	0.65
20:E:202:ASP:C	20:E:204:SER:N	2.47	0.65
22:I:300:LEU:CD1	23:J32:689:LEU:CD2	2.73	0.65
21:H16:262:GLU:CD	23:J16:648:TYR:OH	2.39	0.65
24:D:280:VAL:HG21	24:D:373:PRO:HG2	1.78	0.65
24:D16:280:VAL:HG21	24:D16:373:PRO:HG2	1.78	0.65
24:D32:94:ALA:CB	24:D32:543:MET:HE1	2.27	0.65
10:C32:390:HIS:HB3	10:C32:452:LEU:CB	2.23	0.65
2:M:342:VAL:CG1	2:M:343:MET:H	1.92	0.65
2:M8:755:THR:HB	2:M8:757:VAL:HG23	1.79	0.65
2:M16:310:HIS:HA	2:M16:313:MET:HE2	1.78	0.65
5:P8:578:LEU:HD13	5:P8:608:LYS:NZ	2.11	0.65
5:P16:614:VAL:HG11	5:P16:626:ALA:HB2	1.79	0.65
9:K:751:LEU:HD22	9:K:754:ARG:NH1	2.12	0.65
10:C16:1297:HIS:NE2	10:C16:1372:ALA:HB1	2.11	0.65
11:A24:496:LYS:NZ	17:F:64:ASP:OD2	2.26	0.65
11:A24:842:ALA:O	11:A24:845:THR:HG23	1.96	0.65
12:A:841:LEU:CD1	12:A:857:VAL:HG21	2.26	0.65
14:W:516:GLN:O	14:W:604:PRO:HB2	1.96	0.65
10:C:1385:LEU:HD23	10:C:1389:ILE:HD11	1.77	0.65
10:C8:225:LEU:HD22	10:C8:388:TYR:OH	1.96	0.65
11:A16:342:VAL:CG1	17:F8:77:TYR:CE1	2.78	0.65
11:A16:702:GLU:OE2	24:D16:1395:SER:OG	2.13	0.65
18:B:1900:ILE:HD12	18:B:1946:LEU:CD2	2.26	0.65
18:B:1947:GLU:HB3	18:B:1948:PRO:HD3	1.76	0.65
18:B8:344:LYS:HE3	18:B8:350:LEU:O	1.96	0.65
19:4:293:LEU:HD11	19:4:316:PHE:HE1	1.61	0.65
20:E:84:GLY:HA3	20:E:94:PHE:CE2	2.31	0.65
22:I:289:LEU:HD23	22:I:296:ARG:NH2	2.10	0.65
24:D40:94:ALA:CB	24:D40:543:MET:HE1	2.27	0.65

*Continued on next page...*

*Continued from previous page...*

Atom-1	Atom-2	Interatomic distance (Å)	Clash overlap (Å)
10:C32:847:ARG:HD2	10:C32:911:ILE:HD12	1.77	0.65
10:C32:1488:ILE:CD1	10:C32:1528:LEU:HD23	2.26	0.65
12:A48:374:PHE:CE2	12:A48:426:ILE:CD1	2.79	0.65
2:M:627:TYR:OH	3:N:163:ALA:O	2.13	0.65
7:Q:143:ARG:CZ	7:Q:147:GLU:OE2	2.44	0.65
7:Q:297:VAL:HG13	7:Q:301:ARG:CD	2.23	0.65
6:O16:119:ARG:HH21	6:O16:182:GLU:CB	2.08	0.65
8:L8:608:PHE:CZ	8:L8:635:MET:CB	2.80	0.65
8:L8:976:LEU:CD2	9:K8:1004:ARG:HE	2.02	0.65
8:L16:621:SER:HB3	8:L16:657:TYR:CD1	2.32	0.65
10:C16:389:LEU:HD23	10:C16:447:PHE:HE1	1.59	0.65
10:C16:572:ILE:CG1	10:C16:606:MET:HE1	2.26	0.65
10:C16:719:PRO:C	10:C16:721:PHE:H	2.05	0.65
10:C16:1010:ALA:N	10:C16:1192:ARG:HH21	1.81	0.65
11:A24:388:VAL:CG2	11:A24:459:ARG:HH12	2.09	0.65
10:C24:1163:LEU:CD2	10:C24:1166:SER:CB	2.74	0.65
11:A40:374:PHE:CE2	11:A40:426:ILE:CD1	2.79	0.65
11:A40:388:VAL:CG2	11:A40:459:ARG:HH12	2.10	0.65
10:C8:1002:LEU:HD12	10:C8:1019:ARG:HH12	1.61	0.65
10:C8:1348:LEU:CD1	10:C8:1359:ILE:CG1	2.72	0.65
11:A32:137:GLU:CD	18:B8:1901:GLN:HE22	2.05	0.65
11:A32:270:VAL:CG1	11:A32:274:MET:HB3	2.25	0.65
18:B:16:PHE:CZ	18:B:142:LEU:HD13	2.32	0.65
18:B:266:ARG:HH12	18:B:383:PHE:HB3	1.61	0.65
18:B:536:ILE:CG2	18:B:545:VAL:CG1	2.58	0.65
18:B:1603:ASP:O	18:B:1606:LYS:HG3	1.96	0.65
18:B8:496:LEU:CD2	18:B8:540:ILE:CD1	2.74	0.65
18:B8:856:LEU:HD23	18:B8:860:HIS:HB2	1.75	0.65
22:I16:289:LEU:CD2	22:I16:296:ARG:HH22	2.08	0.65
24:D:94:ALA:CB	24:D:543:MET:HE1	2.26	0.65
24:D32:749:ARG:NH1	24:D40:396:GLY:CA	2.54	0.65
10:C32:300:VAL:HG12	10:C32:317:ARG:HG3	1.78	0.65
10:C32:1824:ARG:O	10:C32:1828:THR:OG1	2.13	0.65
2:M:385:LEU:HB3	2:M:388:SER:OG	1.97	0.65
2:M16:385:LEU:HB3	2:M16:388:SER:OG	1.96	0.65
2:M16:503:TYR:CE1	2:M16:507:LEU:CD1	2.79	0.65
6:O:179:LYS:C	6:O:180:GLY:O	2.39	0.65
5:P8:620:ILE:HG21	5:P8:660:ARG:NH2	2.12	0.65
6:O16:291:SER:HB2	6:O16:293:MET:HE2	1.78	0.65
10:C16:300:VAL:HG12	10:C16:317:ARG:HG3	1.78	0.65
10:C16:647:GLU:OE1	10:C16:655:SER:HB3	1.95	0.65

*Continued on next page...*

*Continued from previous page...*

Atom-1	Atom-2	Interatomic distance (Å)	Clash overlap (Å)
10:C16:647:GLU:OE2	10:C16:656:THR:OG1	2.13	0.65
10:C16:1163:LEU:CD2	10:C16:1166:SER:CB	2.74	0.65
11:A24:103:GLU:OE1	21:H8:323:TYR:CZ	2.49	0.65
10:C24:647:GLU:OE1	10:C24:655:SER:HB3	1.95	0.65
10:C24:1336:ALA:C	10:C24:1338:ASP:H	2.04	0.65
10:C24:1621:LYS:O	10:C24:1622:SER:C	2.35	0.65
10:C24:1708:ARG:NH1	21:H24:279:GLU:OE2	2.17	0.65
10:C:717:GLU:O	10:C:719:PRO:CD	2.44	0.65
10:C:1824:ARG:O	10:C:1828:THR:OG1	2.13	0.65
10:C8:499:LEU:HD21	10:C8:505:PHE:HZ	1.60	0.65
10:C8:963:GLN:HG2	10:C8:1138:GLU:O	1.97	0.65
11:A32:707:LEU:HD21	11:A32:767:ARG:HH22	1.59	0.65
18:B:171:ILE:HD13	18:B:226:TYR:CB	2.25	0.65
18:B:286:GLN:OE1	18:B:443:PHE:CG	2.49	0.65
18:B:917:PHE:HE2	18:B:960:GLN:CD	2.05	0.65
18:B:1788:ILE:O	18:B:1789:THR:C	2.26	0.65
18:B8:195:MET:SD	18:B8:199:LEU:HD23	2.36	0.65
18:B8:671:MET:HE3	18:B8:736:ALA:HB3	1.76	0.65
20:E:353:ILE:HD13	20:E:413:PHE:HD2	0.69	0.65
20:E8:434:TRP:CE2	24:D40:72:GLU:OE2	2.50	0.65
20:E8:434:TRP:C	20:E8:436:THR:N	2.55	0.65
21:H24:322:LEU:CD1	23:J24:689:LEU:HD23	2.24	0.65
10:C32:1424:GLN:HE21	10:C32:1478:VAL:CG1	2.10	0.65
1:R:1290:ILE:HD13	10:C:605:GLU:CD	2.20	0.65
2:M8:385:LEU:HB3	2:M8:388:SER:OG	1.97	0.65
2:M8:414:GLY:HA2	8:L8:401:LYS:NZ	2.11	0.65
2:M16:377:ARG:HH12	2:M16:477:ASP:HB2	1.61	0.65
2:M16:569:LEU:HD23	3:N16:287:LYS:CD	2.27	0.65
2:M16:625:HIS:CD2	3:N16:225:PRO:HB3	2.30	0.65
6:O:291:SER:HB2	6:O:293:MET:HE2	1.77	0.65
10:C16:499:LEU:HD21	10:C16:505:PHE:HZ	1.60	0.65
10:C16:1665:THR:HG23	10:C24:1601:TYR:C	2.22	0.65
11:A24:468:VAL:HG22	24:D16:1103:LEU:HD12	0.65	0.65
10:C24:499:LEU:HD21	10:C24:505:PHE:HZ	1.60	0.65
10:C:407:LYS:HG3	10:C:465:PHE:CE1	2.31	0.65
10:C:499:LEU:HD21	10:C:505:PHE:HZ	1.60	0.65
10:C8:647:GLU:OE2	10:C8:656:THR:OG1	2.13	0.65
11:A16:36:ASN:HD21	22:I:293:LYS:HE2	1.52	0.65
11:A16:326:TYR:OH	17:F8:74:ILE:O	2.12	0.65
11:A16:674:GLY:HA3	24:D16:1396:PRO:HG3	1.78	0.65
11:A32:374:PHE:CE2	11:A32:426:ILE:CD1	2.79	0.65

*Continued on next page...*

*Continued from previous page...*

Atom-1	Atom-2	Interatomic distance (Å)	Clash overlap (Å)
18:B:177:ARG:HG3	18:B:233:ARG:HH21	1.61	0.65
18:B:496:LEU:CD2	18:B:540:ILE:CD1	2.74	0.65
18:B:690:TRP:CZ3	18:B:739:VAL:CG2	2.79	0.65
18:B:750:GLU:CG	18:B:760:ARG:CZ	2.73	0.65
18:B:1045:LYS:NZ	18:B:1100:LEU:HD21	2.11	0.65
18:B8:16:PHE:CZ	18:B8:142:LEU:HD13	2.32	0.65
21:H16:322:LEU:CD1	23:J16:689:LEU:HD23	2.24	0.65
24:D16:94:ALA:CB	24:D16:543:MET:HE1	2.27	0.65
24:D40:839:GLU:C	24:D40:971:HIS:CE1	2.75	0.65
10:C32:499:LEU:HD21	10:C32:505:PHE:HZ	1.60	0.65
10:C32:717:GLU:O	10:C32:719:PRO:CD	2.44	0.65
10:C32:1111:SER:C	10:C32:1113:LYS:H	2.05	0.65
1:R:1424:LYS:NZ	6:O:105:ASN:HD22	1.90	0.65
2:M:188:ARG:HB2	3:N:264:ARG:HH11	1.62	0.65
2:M:627:TYR:OH	3:N:162:THR:HB	1.97	0.65
2:M:772:PHE:CE1	2:M:776:LEU:HD11	2.32	0.65
1:R16:1075:LYS:HE2	5:P16:713:LEU:C	2.21	0.65
5:P:109:ILE:HG12	14:W:18:PRO:HG2	1.40	0.65
5:P8:506:ASN:ND2	7:Q8:198:TYR:OH	2.30	0.65
5:P8:615:HIS:N	5:P8:629:ARG:NH1	2.45	0.65
10:C16:1074:LEU:CG	10:C16:1075:ASP:N	2.59	0.65
10:C16:1358:ASP:C	10:C16:1360:GLN:N	2.53	0.65
10:C16:1824:ARG:O	10:C16:1828:THR:OG1	2.13	0.65
10:C24:1814:LYS:HZ3	23:J24:738:MET:HB2	1.56	0.65
11:A40:607:ARG:NH1	24:D32:914:PHE:HE1	1.94	0.65
13:V:815:TYR:HH	15:J:627:ILE:HD11	1.60	0.65
10:C:300:VAL:HG12	10:C:317:ARG:HG3	1.77	0.65
10:C:983:SER:CB	10:C:1040:HIS:CD2	2.80	0.65
10:C8:168:ARG:NH1	10:C8:229:PRO:CA	2.58	0.65
10:C8:1133:ILE:HG12	10:C8:1152:LYS:HD2	1.79	0.65
10:C8:1163:LEU:CD2	10:C8:1166:SER:CB	2.74	0.65
11:A32:159:LYS:NZ	18:B8:1918:ARG:HG3	2.12	0.65
18:B:202:LEU:CD1	18:B:820:ARG:NH1	2.60	0.65
18:B:968:PHE:HB2	18:B:1040:MET:HE1	1.76	0.65
18:B:1209:LEU:HD13	18:B:1266:LEU:HD21	1.77	0.65
18:B8:86:LYS:CD	18:B8:123:LEU:HD11	2.25	0.65
18:B8:1209:LEU:HD13	18:B8:1266:LEU:HD21	1.77	0.65
18:B8:1603:ASP:O	18:B8:1606:LYS:HG3	1.96	0.65
24:D16:275:LYS:HE3	24:D16:294:GLU:CD	2.21	0.65
10:C32:450:PRO:C	10:C32:452:LEU:HD23	2.22	0.65
10:C32:1002:LEU:HD12	10:C32:1019:ARG:HH12	1.61	0.65

*Continued on next page...*



*Continued from previous page...*

Atom-1	Atom-2	Interatomic distance (Å)	Clash overlap (Å)
1:R:1324:ASP:OD1	10:C:1180:ILE:HB	1.97	0.65
2:M:377:ARG:NH1	2:M:477:ASP:HB2	2.11	0.65
1:R8:1442:THR:HG21	3:N8:13:ILE:HD11	1.77	0.65
2:M8:348:GLU:O	2:M8:350:SER:N	2.29	0.65
2:M16:188:ARG:HB2	3:N16:264:ARG:HH11	1.62	0.65
2:M16:351:ALA:CB	8:L16:219:ILE:HG23	2.26	0.65
2:M16:772:PHE:CE1	2:M16:776:LEU:HD11	2.32	0.65
5:P:206:SER:HG	5:P:207:HIS:CE1	2.14	0.65
7:Q:272:SER:C	7:Q:274:ASN:H	2.05	0.65
7:Q:295:SER:C	7:Q:297:VAL:N	2.54	0.65
5:P8:101:LEU:HD21	5:P8:133:TYR:CG	2.31	0.65
5:P16:105:ARG:HG2	5:P16:126:TRP:HZ2	1.62	0.65
9:K:1074:ARG:CD	9:K:1126:LEU:CD2	2.71	0.65
10:C16:300:VAL:HG12	10:C16:317:ARG:CG	2.27	0.65
10:C16:743:PHE:CZ	10:C16:749:LEU:HD23	2.32	0.65
10:C16:1336:ALA:C	10:C16:1338:ASP:H	2.04	0.65
11:A24:342:VAL:CG1	17:F:77:TYR:CE1	2.78	0.65
10:C24:1074:LEU:HD23	18:B8:256:VAL:C	2.22	0.65
10:C24:1358:ASP:C	10:C24:1360:GLN:N	2.53	0.65
12:A:642:GLY:N	12:A:685:ARG:NH2	2.44	0.65
10:C:1622:SER:OG	10:C:1623:ILE:N	2.08	0.65
10:C8:1297:HIS:NE2	10:C8:1372:ALA:HB1	2.11	0.65
18:B:1657:TYR:CE2	18:B:1658:MET:HG2	2.31	0.65
18:B8:202:LEU:CD1	18:B8:820:ARG:NH1	2.59	0.65
18:B8:690:TRP:CZ3	18:B8:739:VAL:CG2	2.79	0.65
20:E:434:TRP:C	20:E:436:THR:N	2.55	0.65
20:E8:433:LYS:C	20:E8:435:ALA:H	2.02	0.65
22:I:203:GLN:HB3	22:I:209:TRP:CH2	2.32	0.65
21:H24:262:GLU:CD	23:J24:648:TYR:OH	2.39	0.65
10:C32:57:VAL:HA	10:C32:62:ILE:HD11	1.77	0.65
10:C32:389:LEU:HD23	10:C32:447:PHE:HE1	1.59	0.65
10:C32:572:ILE:HD13	10:C32:606:MET:HE2	1.70	0.65
10:C32:719:PRO:C	10:C32:721:PHE:H	2.05	0.65
10:C32:1129:VAL:HG12	10:C32:1130:SER:N	2.11	0.65
1:R8:1191:LYS:O	1:R8:1192:LYS:C	2.35	0.65
2:M8:310:HIS:HA	2:M8:313:MET:HE2	1.78	0.65
2:M8:349:ASP:O	2:M8:351:ALA:N	2.28	0.65
2:M8:351:ALA:CB	8:L8:219:ILE:HG22	2.22	0.65
2:M8:772:PHE:CE1	2:M8:776:LEU:HD11	2.32	0.65
2:M16:367:SER:HB2	2:M16:486:MET:HE1	1.78	0.65
2:M16:851:LEU:HD22	4:T16:653:GLN:HE21	1.62	0.65

*Continued on next page...*



*Continued from previous page...*

Atom-1	Atom-2	Interatomic distance (Å)	Clash overlap (Å)
6:O:119:ARG:HH22	6:O:182:GLU:HG2	1.59	0.65
8:L:1041:SER:CB	8:L:1054:HIS:HE1	1.92	0.65
9:K:614:PHE:HA	9:K:683:GLN:NE2	2.11	0.65
9:K:923:ILE:HG22	9:K:929:ARG:NE	2.11	0.65
9:K:1154:TRP:CH2	9:K:1219:VAL:HG12	2.32	0.65
11:A24:36:ASN:HD22	22:I8:293:LYS:HZ1	1.44	0.65
11:A24:374:PHE:CE2	11:A24:426:ILE:CD1	2.79	0.65
10:C24:398:SER:HA	10:C24:458:VAL:HG11	1.77	0.65
12:A:634:ILE:HG21	12:A:678:LYS:HZ2	1.62	0.65
14:W:645:HIS:HE1	15:J:572:ASP:OD1	1.80	0.65
10:C8:798:VAL:CG1	10:C8:802:TRP:CE2	2.80	0.65
10:C8:1050:HIS:CD2	10:C8:1086:LYS:HZ1	1.94	0.65
10:C8:1212:GLU:OE1	16:A8:109:HIS:NE2	2.26	0.65
11:A16:374:PHE:CE2	11:A16:426:ILE:CD1	2.79	0.65
18:B:771:MET:HE3	18:B:840:VAL:HG21	1.79	0.65
18:B8:266:ARG:HH12	18:B8:383:PHE:HB3	1.61	0.65
21:H:162:LYS:NZ	21:H:168:ASP:OD1	2.30	0.65
22:I:199:PHE:CE1	23:J32:620:MET:HG3	2.31	0.65
22:I:289:LEU:CD2	22:I:296:ARG:HH22	2.07	0.65
21:H8:162:LYS:NZ	21:H8:168:ASP:OD1	2.30	0.65
21:H8:207:GLN:NE2	23:J8:572:ASP:OD1	2.26	0.65
21:H8:262:GLU:CD	23:J8:648:TYR:OH	2.39	0.65
10:C32:249:THR:O	10:C32:251:GLY:N	2.30	0.65
10:C32:593:ARG:HH12	10:C32:655:SER:HG	1.41	0.65
10:C32:878:ARG:HH21	10:C32:885:VAL:CG2	2.09	0.65
10:C32:1265:ARG:C	10:C32:1268:ARG:HG2	2.19	0.65
10:C32:1439:ILE:CD1	10:C32:1457:LEU:CD1	2.75	0.65
2:M8:627:TYR:OH	3:N8:163:ALA:O	2.14	0.64
5:P:281:ILE:HD11	5:P:341:MET:HE2	1.78	0.64
5:P8:157:SER:O	5:P8:251:LYS:NZ	2.22	0.64
5:P8:303:LYS:HG3	5:P8:373:PHE:CE1	2.33	0.64
8:L8:1064:ASP:CG	9:K8:1101:GLU:OE1	2.39	0.64
9:K:751:LEU:HD22	9:K:754:ARG:HD3	1.76	0.64
9:K8:649:MET:HB3	9:K8:704:ARG:HH22	1.55	0.64
10:C16:798:VAL:CG1	10:C16:802:TRP:CE2	2.80	0.64
10:C16:1814:LYS:NZ	23:J32:738:MET:SD	2.70	0.64
10:C24:300:VAL:HG12	10:C24:317:ARG:CG	2.27	0.64
10:C24:389:LEU:HD23	10:C24:447:PHE:HE1	1.59	0.64
13:V:804:VAL:HG13	14:W:695:LEU:CD1	2.27	0.64
10:C:300:VAL:HG12	10:C:317:ARG:CG	2.27	0.64
11:A16:137:GLU:CD	18:B:1901:GLN:HE22	2.05	0.64

*Continued on next page...*

*Continued from previous page...*

Atom-1	Atom-2	Interatomic distance (Å)	Clash overlap (Å)
18:B:262:HIS:ND1	18:B:379:LEU:CD2	2.54	0.64
18:B:1529:GLU:OE1	24:D16:1411:ASN:HB3	1.97	0.64
20:E8:353:ILE:CD1	20:E8:413:PHE:CB	2.75	0.64
21:H8:322:LEU:CD1	23:J8:689:LEU:HD23	2.24	0.64
22:I24:199:PHE:CD1	23:J24:620:MET:CG	2.76	0.64
22:I24:289:LEU:HD23	22:I24:296:ARG:NH2	2.10	0.64
21:H16:162:LYS:NZ	21:H16:168:ASP:OD1	2.30	0.64
10:C32:572:ILE:CG1	10:C32:606:MET:HE1	2.26	0.64
10:C32:1297:HIS:NE2	10:C32:1372:ALA:HB1	2.12	0.64
10:C32:1339:VAL:HG13	10:C32:1742:CYS:HB3	1.80	0.64
10:C32:1716:LYS:HG3	10:C32:1721:GLN:HE21	1.61	0.64
2:M:851:LEU:HD22	4:T:653:GLN:HE21	1.62	0.64
7:Q:327:LEU:CD1	7:Q:358:PHE:CE1	2.76	0.64
5:P8:105:ARG:HH22	5:P8:133:TYR:CB	2.09	0.64
7:Q8:241:HIS:HA	7:Q8:257:LEU:HD12	1.79	0.64
5:P16:303:LYS:HG3	5:P16:373:PHE:CE1	2.32	0.64
5:P16:506:ASN:ND2	7:Q16:198:TYR:OH	2.30	0.64
8:L16:177:ARG:CG	12:A48:744:GLU:OE1	2.43	0.64
10:C16:398:SER:HA	10:C16:458:VAL:HG11	1.78	0.64
10:C16:450:PRO:C	10:C16:452:LEU:HD23	2.22	0.64
10:C16:1230:TYR:CE2	10:C16:1295:ALA:HB1	2.33	0.64
10:C16:1547:LYS:HD3	24:D8:1406:SER:H	0.71	0.64
10:C24:878:ARG:HH21	10:C24:885:VAL:CG2	2.09	0.64
12:A:374:PHE:HE2	12:A:426:ILE:HD12	1.61	0.64
10:C:798:VAL:CG1	10:C:802:TRP:CE2	2.80	0.64
10:C8:578:LEU:HB3	10:C8:584:ILE:CD1	2.27	0.64
11:A16:159:LYS:NZ	18:B:1918:ARG:HG3	2.12	0.64
11:A16:388:VAL:CG2	11:A16:459:ARG:HH12	2.09	0.64
18:B:235:ARG:NH1	18:B:308:GLU:HB3	2.12	0.64
18:B8:982:SER:OG	18:B8:983:ARG:N	2.31	0.64
18:B8:1175:ALA:HB1	18:B8:1272:TRP:HD1	1.58	0.64
19:4:180:ALA:HB3	19:4:202:ILE:CD1	2.13	0.64
21:H:262:GLU:CD	23:J32:648:TYR:OH	2.39	0.64
23:J32:718:GLN:O	23:J32:722:LEU:HD12	1.98	0.64
22:I8:298:ALA:HB1	22:I8:303:SER:OG	1.97	0.64
10:C32:578:LEU:HB3	10:C32:584:ILE:CD1	2.27	0.64
10:C32:668:ALA:HA	10:C32:700:MET:HE3	1.76	0.64
1:R:1033:LYS:CE	24:D:1436:ARG:CZ	2.74	0.64
2:M8:367:SER:HB2	2:M8:486:MET:HE1	1.78	0.64
3:N16:267:TRP:HH2	3:N16:294:TRP:HH2	1.43	0.64
6:O:9:ASP:OD2	6:O:51:LYS:HE2	1.97	0.64

*Continued on next page...*

*Continued from previous page...*

Atom-1	Atom-2	Interatomic distance (Å)	Clash overlap (Å)
6:O8:9:ASP:OD2	6:O8:51:LYS:HE2	1.97	0.64
5:P16:105:ARG:NH2	5:P16:133:TYR:HD1	1.49	0.64
7:Q16:295:SER:CB	7:Q16:297:VAL:HG23	2.27	0.64
9:K8:751:LEU:HD22	9:K8:754:ARG:NH1	2.12	0.64
10:C16:667:ILE:CG2	10:C16:670:GLU:N	2.59	0.64
11:A24:43:LEU:HD23	23:J8:700:LEU:CD2	2.27	0.64
10:C:848:CYS:CA	10:C:906:ARG:HH22	1.97	0.64
10:C8:878:ARG:HH21	10:C8:885:VAL:CG2	2.09	0.64
10:C8:1055:GLU:O	10:C8:1057:THR:N	2.30	0.64
11:A16:154:ILE:HG23	18:B:1851:VAL:CG2	2.28	0.64
11:A32:374:PHE:HE2	11:A32:426:ILE:HD12	1.60	0.64
18:B:671:MET:HE1	18:B:736:ALA:CB	2.27	0.64
19:48:281:TRP:CE3	19:48:288:SER:HB3	2.32	0.64
22:I:298:ALA:HB1	22:I:303:SER:OG	1.97	0.64
23:J8:718:GLN:O	23:J8:722:LEU:HD12	1.98	0.64
22:I24:203:GLN:HB3	22:I24:209:TRP:CZ2	2.32	0.64
24:D:308:ASN:ND2	24:D16:753:ARG:CD	2.60	0.64
24:D24:275:LYS:HE3	24:D24:294:GLU:CD	2.21	0.64
10:C32:667:ILE:HD12	10:C32:700:MET:HE1	1.76	0.64
2:M:772:PHE:CE1	2:M:776:LEU:CD1	2.80	0.64
5:P16:510:ILE:HD11	7:Q16:183:ARG:HH12	1.63	0.64
8:L:1096:GLU:HG2	9:K:998:GLN:NE2	2.12	0.64
11:A24:374:PHE:HE2	11:A24:426:ILE:HD12	1.60	0.64
10:C24:798:VAL:CG1	10:C24:802:TRP:CE2	2.80	0.64
12:A:374:PHE:CE2	12:A:426:ILE:CD1	2.80	0.64
13:V:861:PHE:CB	14:W:741:ARG:NH2	2.59	0.64
14:W:711:ARG:CD	10:C8:1609:ASP:CB	2.74	0.64
10:C:743:PHE:CZ	10:C:749:LEU:HD23	2.32	0.64
10:C:1111:SER:C	10:C:1113:LYS:H	2.05	0.64
18:B:1377:ASP:OD2	18:B:1381:ARG:NH2	2.30	0.64
18:B8:113:TYR:CE1	18:B8:119:VAL:CG1	2.81	0.64
19:48:293:LEU:HD11	19:48:316:PHE:HE1	1.61	0.64
24:D24:94:ALA:CB	24:D24:543:MET:HE1	2.27	0.64
10:C32:275:ALA:HB1	10:C32:326:LEU:CD1	2.27	0.64
10:C32:798:VAL:CG1	10:C32:802:TRP:CE2	2.80	0.64
10:C32:847:ARG:CZ	10:C32:911:ILE:N	2.57	0.64
10:C32:1055:GLU:O	10:C32:1057:THR:N	2.30	0.64
10:C32:1230:TYR:CE2	10:C32:1295:ALA:HB1	2.33	0.64
12:A48:638:LEU:HD21	12:A48:663:LEU:HD21	1.80	0.64
2:M:385:LEU:HD11	2:M:396:PHE:HE2	1.58	0.64
1:R8:1266:THR:HA	5:P8:684:ARG:HH21	0.69	0.64

*Continued on next page...*

*Continued from previous page...*

Atom-1	Atom-2	Interatomic distance (Å)	Clash overlap (Å)
2:M8:627:TYR:CD1	2:M8:627:TYR:N	2.61	0.64
2:M16:417:ARG:HD3	8:L16:298:PHE:CE2	2.30	0.64
5:P:620:ILE:HG21	5:P:660:ARG:NH2	2.12	0.64
5:P8:281:ILE:HD11	5:P8:341:MET:HE2	1.78	0.64
6:O8:179:LYS:C	6:O8:180:GLY:O	2.39	0.64
9:K:975:MET:SD	9:K:989:VAL:HG11	2.37	0.64
10:C24:249:THR:O	10:C24:251:GLY:N	2.30	0.64
10:C24:300:VAL:HG12	10:C24:317:ARG:HG3	1.77	0.64
10:C24:743:PHE:CZ	10:C24:749:LEU:HD23	2.32	0.64
11:A40:465:SER:HB3	24:D32:1100:GLN:NE2	2.05	0.64
12:A:842:ALA:O	12:A:845:THR:HG23	1.96	0.64
14:W:631:TYR:CE2	15:J:554:LEU:CD2	2.69	0.64
10:C:557:VAL:HG22	10:C:565:ARG:CZ	2.27	0.64
10:C:1133:ILE:HG12	10:C:1152:LYS:HD2	1.79	0.64
10:C:1230:TYR:CE2	10:C:1295:ALA:HB1	2.33	0.64
10:C8:169:GLN:OE1	10:C8:169:GLN:CA	2.44	0.64
10:C8:1336:ALA:C	10:C8:1338:ASP:H	2.04	0.64
10:C8:1716:LYS:HG3	10:C8:1721:GLN:HE21	1.61	0.64
18:B:268:GLN:HE22	18:B:323:GLU:CB	2.11	0.64
18:B:978:ASN:O	18:B:980:LYS:N	2.30	0.64
18:B:982:SER:OG	18:B:983:ARG:N	2.30	0.64
18:B:1121:ALA:O	18:B:1122:SER:C	2.35	0.64
20:E8:85:LEU:O	20:E8:89:LEU:CD1	2.45	0.64
21:H:322:LEU:CD1	23:J32:689:LEU:HD23	2.24	0.64
22:I8:289:LEU:CD2	22:I8:296:ARG:HH22	2.07	0.64
23:J24:718:GLN:O	23:J24:722:LEU:HD12	1.98	0.64
10:C32:300:VAL:HG12	10:C32:317:ARG:CG	2.27	0.64
10:C32:562:PRO:HA	10:C32:565:ARG:NE	2.13	0.64
2:M:310:HIS:HA	2:M:313:MET:HE2	1.78	0.64
2:M:569:LEU:HD23	3:N:287:LYS:CD	2.27	0.64
2:M16:348:GLU:O	2:M16:350:SER:N	2.29	0.64
2:M16:772:PHE:CE1	2:M16:776:LEU:CD1	2.80	0.64
5:P:506:ASN:ND2	7:Q:198:TYR:OH	2.30	0.64
5:P8:247:GLU:OE1	5:P8:296:PHE:N	2.29	0.64
7:Q8:241:HIS:CD2	7:Q8:258:ARG:HE	2.16	0.64
10:C16:962:PHE:CE2	10:C16:997:ILE:HD13	2.33	0.64
10:C16:1055:GLU:O	10:C16:1057:THR:N	2.30	0.64
14:W:1:MET:CE	10:C:1497:LYS:HD3	2.16	0.64
11:A16:148:LEU:CD1	18:B:1956:ILE:HD12	2.24	0.64
18:B:113:TYR:CE1	18:B:119:VAL:CG1	2.81	0.64
18:B:1256:THR:HG23	24:D16:1238:GLU:CG	2.20	0.64

*Continued on next page...*

*Continued from previous page...*

Atom-1	Atom-2	Interatomic distance (Å)	Clash overlap (Å)
18:B:1839:GLU:O	18:B:1843:THR:OG1	2.15	0.64
18:B8:978:ASN:O	18:B8:980:LYS:N	2.30	0.64
19:48:180:ALA:HB3	19:48:202:ILE:CD1	2.13	0.64
22:I8:196:VAL:HA	23:J8:620:MET:HE1	0.69	0.64
21:H24:154:VAL:HG13	21:H24:188:ARG:HG2	1.80	0.64
22:I16:298:ALA:HB1	22:I16:303:SER:OG	1.97	0.64
10:C32:1220:SER:O	10:C32:1225:ARG:NH2	2.31	0.64
1:R8:1079:ASP:OD1	5:P8:713:LEU:HD22	1.97	0.64
1:R8:1249:SER:HB2	1:R8:1280:GLU:CD	2.22	0.64
1:R8:1449:TRP:HH2	2:M8:161:ASP:C	2.06	0.64
2:M8:451:PHE:O	8:L8:295:HIS:HD2	1.81	0.64
2:M8:503:TYR:CE1	2:M8:507:LEU:HD12	2.33	0.64
2:M8:569:LEU:HD23	3:N8:287:LYS:CD	2.27	0.64
2:M8:763:ASP:OD1	2:M8:818:THR:HG23	1.98	0.64
3:N8:267:TRP:CH2	3:N8:294:TRP:CH2	2.86	0.64
5:P:109:ILE:HG21	14:W:18:PRO:HG2	1.73	0.64
7:Q8:295:SER:CB	7:Q8:297:VAL:HG23	2.27	0.64
5:P16:402:LEU:CD1	5:P16:433:LEU:HD13	2.28	0.64
7:Q16:325:GLU:OE1	7:Q16:328:ALA:HB2	1.97	0.64
9:K8:1154:TRP:CH2	9:K8:1219:VAL:HG12	2.32	0.64
10:C16:225:LEU:HD22	10:C16:388:TYR:OH	1.96	0.64
10:C16:275:ALA:HB1	10:C16:326:LEU:CD1	2.28	0.64
10:C24:182:ASP:HB2	10:C24:183:PRO:CD	2.23	0.64
10:C24:1297:HIS:NE2	10:C24:1372:ALA:HB1	2.11	0.64
13:V:773:LEU:HD21	15:J:582:LEU:HD13	1.80	0.64
10:C:719:PRO:C	10:C:721:PHE:H	2.05	0.64
10:C:1290:HIS:CB	10:C:1334:MET:CE	2.72	0.64
10:C:1621:LYS:O	10:C:1622:SER:C	2.35	0.64
10:C8:275:ALA:HB1	10:C8:326:LEU:CD1	2.28	0.64
10:C8:572:ILE:CG1	10:C8:606:MET:HE1	2.26	0.64
10:C8:743:PHE:CZ	10:C8:749:LEU:HD23	2.32	0.64
11:A16:374:PHE:HE2	11:A16:426:ILE:HD12	1.60	0.64
11:A32:388:VAL:CG2	11:A32:459:ARG:HH12	2.09	0.64
18:B:344:LYS:HE3	18:B:350:LEU:O	1.96	0.64
18:B8:1161:LEU:HD11	18:B8:1403:ILE:CB	2.28	0.64
20:E:447:ILE:HG23	20:E:451:ILE:HG21	1.80	0.64
20:E8:84:GLY:HA3	20:E8:94:PHE:CE2	2.31	0.64
21:H24:162:LYS:NZ	21:H24:168:ASP:OD1	2.30	0.64
22:I16:203:GLN:HB3	22:I16:209:TRP:CZ2	2.32	0.64
10:C32:390:HIS:CB	10:C32:452:LEU:HB2	2.24	0.64
2:M:763:ASP:OD1	2:M:818:THR:HG23	1.98	0.64

*Continued on next page...*

*Continued from previous page...*

Atom-1	Atom-2	Interatomic distance (Å)	Clash overlap (Å)
2:M8:448:ASP:OD1	2:M8:448:ASP:N	2.21	0.64
2:M8:772:PHE:CE1	2:M8:776:LEU:CD1	2.80	0.64
2:M16:755:THR:HB	2:M16:757:VAL:HG23	1.79	0.64
7:Q:241:HIS:HA	7:Q:257:LEU:HD12	1.78	0.64
9:K:635:ALA:CA	9:K:655:GLN:NE2	2.26	0.64
9:K:853:ALA:HB2	9:K:856:ILE:HD12	1.80	0.64
10:C16:1547:LYS:HE2	24:D8:1405:GLY:N	2.13	0.64
10:C24:904:ILE:HD11	10:C24:964:LEU:HD12	1.80	0.64
10:C24:1424:GLN:HE21	10:C24:1478:VAL:CG1	2.09	0.64
11:A40:33:LEU:CD2	22:I16:286:LEU:HD13	2.27	0.64
12:A:440:LEU:HD12	12:A:443:LEU:HD11	1.75	0.64
13:V:730:GLN:N	13:V:731:PRO:CD	2.61	0.64
10:C:1336:ALA:C	10:C:1338:ASP:H	2.04	0.64
10:C8:1618:SER:C	10:C8:1620:ILE:N	2.56	0.64
11:A32:33:LEU:CD2	22:I24:286:LEU:HD13	2.27	0.64
11:A32:706:SER:CB	24:D32:1398:ARG:CG	2.75	0.64
18:B:460:PRO:C	18:B:562:ARG:HH12	1.99	0.64
18:B:466:PHE:CZ	18:B:470:LEU:HD11	2.33	0.64
18:B:1161:LEU:HD11	18:B:1403:ILE:CB	2.28	0.64
21:H:154:VAL:HG13	21:H:188:ARG:HG2	1.80	0.64
22:I24:298:ALA:HB1	22:I24:303:SER:OG	1.97	0.64
24:D40:280:VAL:HG21	24:D40:373:PRO:HG2	1.78	0.64
2:M16:257:VAL:HG23	2:M16:274:VAL:HG21	1.78	0.64
3:N16:267:TRP:CH2	3:N16:294:TRP:CH2	2.86	0.64
7:Q:325:GLU:OE1	7:Q:328:ALA:HB2	1.97	0.64
5:P8:10:GLY:HA2	5:P8:26:TYR:CE1	2.33	0.64
6:O8:291:SER:HB2	6:O8:293:MET:HE2	1.78	0.64
5:P16:101:LEU:HD23	5:P16:133:TYR:CZ	2.04	0.64
7:Q16:241:HIS:CD2	7:Q16:258:ARG:CZ	2.81	0.64
7:Q16:272:SER:C	7:Q16:274:ASN:H	2.05	0.64
10:C16:557:VAL:HG22	10:C16:565:ARG:CZ	2.26	0.64
10:C16:865:ASN:OD1	10:C16:917:LYS:NZ	2.31	0.64
10:C16:1133:ILE:HG12	10:C16:1152:LYS:HD2	1.79	0.64
10:C16:1621:LYS:O	10:C16:1622:SER:C	2.35	0.64
10:C24:572:ILE:CG1	10:C24:606:MET:HE1	2.26	0.64
10:C24:1548:ILE:HD12	24:D24:1407:PHE:HZ	1.57	0.64
10:C24:1814:LYS:NZ	23:J24:738:MET:CG	2.59	0.64
11:A40:747:MET:HE1	24:D32:167:ARG:HH12	1.61	0.64
14:W:695:LEU:HG	15:J:617:LEU:HD11	1.78	0.64
10:C:249:THR:O	10:C:251:GLY:N	2.30	0.64
10:C:275:ALA:HB1	10:C:326:LEU:CD1	2.28	0.64

*Continued on next page...*



*Continued from previous page...*

Atom-1	Atom-2	Interatomic distance (Å)	Clash overlap (Å)
10:C:1339:VAL:HG13	10:C:1742:CYS:HB3	1.80	0.64
10:C8:593:ARG:HH12	10:C8:655:SER:HG	1.41	0.64
10:C8:847:ARG:NH2	10:C8:910:SER:CB	2.59	0.64
10:C8:1230:TYR:CE2	10:C8:1295:ALA:HB1	2.33	0.64
11:A16:714:GLY:HA2	24:D16:1398:ARG:CZ	2.27	0.64
11:A32:698:LYS:HD3	11:A32:804:TYR:CE1	2.31	0.64
18:B8:187:LEU:CD2	18:B8:251:PHE:HE2	2.11	0.64
19:4:281:TRP:CE3	19:4:288:SER:HB3	2.32	0.64
20:E:353:ILE:CD1	20:E:413:PHE:CB	2.75	0.64
20:E8:355:PRO:CA	20:E8:454:MET:CE	2.68	0.64
21:H16:316:ILE:O	21:H16:316:ILE:HG22	1.98	0.64
10:C32:962:PHE:CE2	10:C32:997:ILE:HD13	2.33	0.64
10:C32:1133:ILE:HG12	10:C32:1152:LYS:HD2	1.79	0.64
10:C32:1618:SER:C	10:C32:1620:ILE:H	2.06	0.64
10:C32:1626:GLN:NE2	10:C32:1692:LYS:HZ3	1.90	0.64
2:M8:166:THR:H	2:M8:169:THR:HG1	1.45	0.64
2:M16:593:HIS:HD2	3:N16:224:LEU:CD2	2.10	0.64
5:P:267:ARG:NH2	5:P:270:GLU:CD	2.45	0.64
6:O:119:ARG:HG2	6:O:181:GLU:HB3	1.79	0.64
5:P16:402:LEU:HD11	5:P16:433:LEU:HD22	1.80	0.64
6:O16:119:ARG:HG2	6:O16:181:GLU:HB3	1.79	0.64
8:L8:608:PHE:CG	8:L8:635:MET:HG2	2.33	0.64
10:C16:182:ASP:HB2	10:C16:183:PRO:CD	2.23	0.64
10:C16:386:ASN:C	10:C16:390:HIS:HD1	2.01	0.64
10:C16:1220:SER:O	10:C16:1225:ARG:NH2	2.31	0.64
10:C16:1439:ILE:CD1	10:C16:1457:LEU:CD1	2.75	0.64
10:C24:1010:ALA:CB	10:C24:1192:ARG:NH2	2.61	0.64
10:C24:1111:SER:C	10:C24:1113:LYS:H	2.05	0.64
11:A40:43:LEU:HD23	23:J16:700:LEU:CD2	2.27	0.64
10:C:390:HIS:HB3	10:C:452:LEU:CB	2.27	0.64
10:C:578:LEU:HB3	10:C:584:ILE:CD1	2.27	0.64
10:C:1055:GLU:O	10:C:1057:THR:N	2.30	0.64
10:C:1618:SER:C	10:C:1620:ILE:N	2.56	0.64
10:C:1716:LYS:HG3	10:C:1721:GLN:HE21	1.61	0.64
10:C8:847:ARG:CZ	10:C8:911:ILE:N	2.57	0.64
10:C8:1010:ALA:HB2	10:C8:1192:ARG:NH2	2.13	0.64
10:C8:1339:VAL:HG13	10:C8:1742:CYS:HB3	1.79	0.64
18:B:1112:LYS:NZ	21:H:327:SER:O	2.29	0.64
18:B8:771:MET:HE3	18:B8:840:VAL:HG21	1.79	0.64
18:B8:816:LEU:CD2	18:B8:822:ILE:HD13	2.28	0.64
19:4:189:LEU:CB	19:4:203:LEU:HD23	2.27	0.64

*Continued on next page...*



*Continued from previous page...*

Atom-1	Atom-2	Interatomic distance (Å)	Clash overlap (Å)
10:C32:743:PHE:CZ	10:C32:749:LEU:HD23	2.32	0.64
10:C32:1121:ILE:HG23	10:C32:1133:ILE:CD1	2.28	0.64
10:C32:1336:ALA:C	10:C32:1338:ASP:H	2.04	0.64
2:M:593:HIS:HD2	3:N:224:LEU:CD2	2.10	0.63
2:M8:343:MET:C	2:M8:345:ASP:H	2.06	0.63
2:M16:202:LYS:CE	2:M16:206:SER:HG	2.11	0.63
5:P:234:TRP:CZ2	5:P:334:THR:HA	2.34	0.63
5:P8:50:ARG:NH1	6:O8:17:TRP:CE3	2.67	0.63
5:P16:620:ILE:HG21	5:P16:660:ARG:NH2	2.12	0.63
10:C16:904:ILE:HD11	10:C16:964:LEU:HD12	1.80	0.63
10:C16:1002:LEU:HD12	10:C16:1019:ARG:HH12	1.61	0.63
10:C16:1121:ILE:HG23	10:C16:1133:ILE:CD1	2.28	0.63
11:A24:33:LEU:CD2	22:I8:286:LEU:HD13	2.27	0.63
10:C24:865:ASN:OD1	10:C24:917:LYS:NZ	2.31	0.63
10:C24:962:PHE:CE2	10:C24:997:ILE:HD13	2.33	0.63
10:C24:1055:GLU:O	10:C24:1057:THR:N	2.30	0.63
10:C:1220:SER:O	10:C:1225:ARG:NH2	2.31	0.63
10:C:1618:SER:C	10:C:1620:ILE:H	2.06	0.63
10:C8:1424:GLN:HE21	10:C8:1478:VAL:CG1	2.10	0.63
11:A16:33:LEU:CD2	22:I:286:LEU:HD13	2.27	0.63
18:B:1112:LYS:HE3	21:H:327:SER:CB	2.27	0.63
18:B8:235:ARG:NH1	18:B8:308:GLU:HB3	2.13	0.63
18:B8:671:MET:HE1	18:B8:736:ALA:CB	2.27	0.63
18:B8:1121:ALA:O	18:B8:1122:SER:C	2.35	0.63
20:E:85:LEU:O	20:E:89:LEU:CD1	2.46	0.63
19:48:178:ASN:OD1	20:E8:416:LYS:CE	2.47	0.63
19:48:186:GLY:O	19:48:187:SER:C	2.40	0.63
22:I8:199:PHE:CE1	23:J8:620:MET:HG3	2.31	0.63
22:I8:289:LEU:HD23	22:I8:296:ARG:NH2	2.10	0.63
21:H16:139:ASP:OD1	21:H16:140:PRO:CD	2.34	0.63
10:C32:1010:ALA:HB2	10:C32:1192:ARG:NH2	2.14	0.63
1:R:1101:ARG:CD	24:D:1459:LEU:O	2.46	0.63
2:M8:593:HIS:HD2	3:N8:224:LEU:CD2	2.10	0.63
2:M16:202:LYS:HE3	2:M16:206:SER:HG	1.63	0.63
7:Q:295:SER:CB	7:Q:297:VAL:HG23	2.27	0.63
5:P16:206:SER:HG	5:P16:207:HIS:CE1	2.15	0.63
6:O16:133:LEU:HD22	6:O16:189:LEU:CD2	2.29	0.63
8:L:1064:ASP:OD2	9:K:1101:GLU:OE1	2.16	0.63
9:K8:716:ALA:CB	10:C32:503:THR:CB	2.64	0.63
10:C16:909:PRO:HB3	10:C16:920:LEU:HD22	1.80	0.63
10:C16:1010:ALA:CB	10:C16:1192:ARG:NH2	2.61	0.63

*Continued on next page...*

*Continued from previous page...*

Atom-1	Atom-2	Interatomic distance (Å)	Clash overlap (Å)
10:C16:1618:SER:C	10:C16:1620:ILE:N	2.56	0.63
10:C24:1061:ASN:O	10:C24:1062:GLU:C	2.25	0.63
10:C24:1618:SER:C	10:C24:1620:ILE:N	2.56	0.63
11:A40:501:PRO:HB2	11:A40:524:GLU:OE1	1.99	0.63
11:A32:43:LEU:HD23	23:J24:700:LEU:CD2	2.27	0.63
11:A32:845:THR:CB	24:D32:1297:HIS:CE1	2.81	0.63
18:B:1156:GLN:C	18:B:1382:LYS:HZ3	2.05	0.63
18:B8:268:GLN:HE22	18:B8:323:GLU:CB	2.11	0.63
18:B8:917:PHE:HE2	18:B8:960:GLN:CD	2.05	0.63
18:B8:1618:HIS:ND1	18:B8:1622:ILE:HD11	2.10	0.63
18:B8:1839:GLU:O	18:B8:1843:THR:OG1	2.15	0.63
20:E8:165:ARG:HH11	20:E8:173:ILE:HD11	1.62	0.63
21:H:316:ILE:O	21:H:317:ALA:C	2.35	0.63
21:H16:154:VAL:HG13	21:H16:188:ARG:HG2	1.80	0.63
23:J16:718:GLN:O	23:J16:722:LEU:HD12	1.98	0.63
24:D:308:ASN:HB2	24:D16:753:ARG:NH2	2.13	0.63
10:C32:1271:PHE:HE2	10:C32:1284:ASP:CB	2.06	0.63
10:C32:1618:SER:C	10:C32:1620:ILE:N	2.56	0.63
12:A48:388:VAL:HG23	12:A48:459:ARG:NH1	2.12	0.63
1:R:1033:LYS:HZ3	24:D:1432:THR:CB	2.08	0.63
2:M:346:VAL:C	2:M:348:GLU:N	2.56	0.63
2:M8:346:VAL:C	2:M8:348:GLU:N	2.56	0.63
2:M8:851:LEU:HD22	4:T8:653:GLN:HE21	1.62	0.63
2:M16:231:ARG:HG3	2:M16:299:GLY:HA3	1.74	0.63
2:M16:343:MET:C	2:M16:345:ASP:H	2.06	0.63
2:M16:343:MET:C	2:M16:345:ASP:N	2.56	0.63
2:M16:503:TYR:CE1	2:M16:507:LEU:HD12	2.33	0.63
2:M16:763:ASP:OD1	2:M16:818:THR:HG23	1.98	0.63
5:P8:234:TRP:CZ2	5:P8:334:THR:HA	2.34	0.63
6:O16:9:ASP:OD2	6:O16:51:LYS:HE2	1.97	0.63
8:L8:1058:ILE:HG23	9:K8:1083:ILE:CD1	2.28	0.63
8:L16:856:LEU:CD2	9:K16:1281:SER:HB2	2.28	0.63
10:C16:717:GLU:CG	23:J8:656:ARG:NE	2.61	0.63
10:C16:1358:ASP:O	10:C16:1361:LYS:N	2.31	0.63
11:A24:81:LEU:HD21	22:I8:309:SER:HA	1.80	0.63
11:A24:501:PRO:HB2	11:A24:524:GLU:OE1	1.99	0.63
11:A24:638:LEU:HD21	11:A24:663:LEU:HD21	1.80	0.63
10:C24:1230:TYR:CE2	10:C24:1295:ALA:HB1	2.33	0.63
10:C24:1618:SER:C	10:C24:1620:ILE:H	2.06	0.63
11:A40:312:LEU:HD13	11:A40:364:ILE:HD11	1.81	0.63
12:A:312:LEU:HD13	12:A:364:ILE:HD11	1.81	0.63

*Continued on next page...*

*Continued from previous page...*

Atom-1	Atom-2	Interatomic distance (Å)	Clash overlap (Å)
12:A:388:VAL:CG2	12:A:459:ARG:HH12	2.09	0.63
11:A16:711:ARG:HD3	24:D16:1398:ARG:HG3	1.80	0.63
11:A32:10:TRP:CZ3	23:J24:692:VAL:HG22	2.34	0.63
18:B8:460:PRO:C	18:B8:562:ARG:HH12	1.99	0.63
24:D8:280:VAL:HG21	24:D8:373:PRO:HG2	1.78	0.63
12:A48:388:VAL:CG2	12:A48:459:ARG:HH12	2.09	0.63
12:A48:440:LEU:HD12	12:A48:443:LEU:HD11	1.75	0.63
12:A48:501:PRO:HB2	12:A48:524:GLU:OE1	1.99	0.63
2:M16:628:LEU:HD12	3:N16:223:GLY:CA	2.19	0.63
5:P:50:ARG:NH1	6:O:17:TRP:CE3	2.67	0.63
5:P8:175:MET:HE2	5:P8:433:LEU:HD23	1.79	0.63
6:O8:23:ARG:NE	6:O8:37:GLU:OE1	2.32	0.63
6:O8:90:GLU:CD	6:O8:98:LYS:HZ2	2.06	0.63
5:P16:143:ASN:HB3	5:P16:163:GLU:OE2	1.99	0.63
8:L:1092:LEU:CD1	9:K:999:PHE:HD2	2.11	0.63
8:L8:976:LEU:HD21	9:K8:1004:ARG:NE	2.07	0.63
8:L16:851:PRO:HB3	9:K16:1283:PRO:HB2	1.80	0.63
9:K8:1048:GLN:HE22	9:K8:1128:ARG:HG2	1.64	0.63
10:C16:1111:SER:C	10:C16:1113:LYS:H	2.05	0.63
10:C16:1265:ARG:C	10:C16:1268:ARG:HG2	2.19	0.63
10:C24:275:ALA:HB1	10:C24:326:LEU:CD1	2.28	0.63
10:C24:754:MET:HE2	10:C24:819:GLN:HB3	1.80	0.63
10:C24:1212:GLU:OE1	11:A40:109:HIS:NE2	2.26	0.63
10:C24:1220:SER:O	10:C24:1225:ARG:NH2	2.31	0.63
10:C:450:PRO:C	10:C:452:LEU:H	2.07	0.63
10:C:667:ILE:HG12	10:C:670:GLU:N	2.14	0.63
10:C:1010:ALA:CB	10:C:1192:ARG:NH2	2.61	0.63
10:C8:300:VAL:HG12	10:C8:317:ARG:CG	2.27	0.63
10:C8:865:ASN:OD1	10:C8:917:LYS:NZ	2.31	0.63
10:C8:1439:ILE:CD1	10:C8:1457:LEU:CD1	2.75	0.63
11:A32:312:LEU:HD13	11:A32:364:ILE:HD11	1.81	0.63
11:A32:845:THR:CB	24:D32:1297:HIS:HE1	2.12	0.63
18:B:187:LEU:CD2	18:B:251:PHE:HE2	2.11	0.63
18:B:689:SER:C	18:B:691:SER:N	2.56	0.63
18:B8:262:HIS:ND1	18:B8:379:LEU:CD2	2.54	0.63
18:B8:991:ASP:O	18:B8:993:ALA:N	2.30	0.63
21:H24:316:ILE:O	21:H24:316:ILE:HG22	1.98	0.63
10:C32:865:ASN:OD1	10:C32:917:LYS:NZ	2.31	0.63
2:M:399:THR:OG1	2:M:480:ARG:CZ	2.46	0.63
2:M8:188:ARG:HB2	3:N8:264:ARG:HH11	1.62	0.63
2:M8:773:VAL:HG13	2:M8:829:ALA:HA	1.80	0.63

*Continued on next page...*

*Continued from previous page...*

Atom-1	Atom-2	Interatomic distance (Å)	Clash overlap (Å)
2:M16:625:HIS:ND1	3:N16:165:GLY:CA	2.62	0.63
5:P16:50:ARG:NH1	6:O16:17:TRP:CE3	2.67	0.63
5:P16:247:GLU:OE1	5:P16:296:PHE:N	2.29	0.63
9:K16:950:LYS:HE2	9:K16:974:LEU:CD2	2.29	0.63
10:C16:249:THR:O	10:C16:251:GLY:N	2.30	0.63
10:C16:754:MET:HE2	10:C16:819:GLN:HB3	1.80	0.63
10:C24:909:PRO:HB3	10:C24:920:LEU:HD22	1.80	0.63
11:A40:81:LEU:HD21	22:I16:309:SER:HA	1.80	0.63
10:C:667:ILE:CG2	10:C:670:GLU:N	2.59	0.63
10:C:1121:ILE:HG23	10:C:1133:ILE:CD1	2.29	0.63
10:C8:1618:SER:C	10:C8:1620:ILE:H	2.06	0.63
11:A32:154:ILE:HG23	18:B8:1851:VAL:CG2	2.28	0.63
18:B:655:SER:OG	18:B:658:SER:OG	2.14	0.63
20:E:165:ARG:HH11	20:E:173:ILE:HD11	1.62	0.63
19:48:111:LYS:HD2	19:48:129:GLU:OE2	1.99	0.63
19:48:251:ARG:O	19:48:252:ARG:NH1	2.29	0.63
10:C32:453:LEU:HB3	10:C32:486:LEU:CD2	2.28	0.63
1:R:765:ASP:OD1	24:D:1361:ALA:CB	2.43	0.63
2:M:810:LEU:HD22	2:M:819:GLN:HB3	1.81	0.63
2:M8:627:TYR:OH	3:N8:162:THR:HB	1.98	0.63
3:N8:162:THR:HG22	3:N8:168:VAL:HG22	1.75	0.63
2:M16:358:LEU:HB2	2:M16:359:PRO:HD3	1.81	0.63
6:O8:119:ARG:HG2	6:O8:181:GLU:HB3	1.79	0.63
7:Q8:325:GLU:OE1	7:Q8:328:ALA:HB2	1.97	0.63
5:P16:547:PHE:CZ	7:Q16:227:SER:O	2.51	0.63
8:L8:605:MET:SD	8:L8:631:LEU:HD11	2.34	0.63
9:K:1019:ARG:CG	9:K:1059:ARG:NH1	2.62	0.63
10:C16:847:ARG:HD2	10:C16:911:ILE:HD12	1.77	0.63
10:C24:139:ARG:NE	10:C24:380:ASP:OD2	2.32	0.63
10:C24:453:LEU:CB	10:C24:486:LEU:HD21	2.29	0.63
10:C:865:ASN:OD1	10:C:917:LYS:NZ	2.31	0.63
10:C8:450:PRO:C	10:C8:452:LEU:H	2.07	0.63
11:A32:11:THR:CG2	22:I24:162:GLN:HE21	2.11	0.63
11:A32:81:LEU:HD21	22:I24:309:SER:HA	1.80	0.63
18:B8:395:ARG:HB2	18:B8:426:VAL:HG11	1.80	0.63
18:B8:1045:LYS:NZ	18:B8:1100:LEU:HD21	2.11	0.63
12:A48:312:LEU:HD13	12:A48:364:ILE:HD11	1.81	0.63
2:M:217:ILE:CD1	3:N:28:THR:HG21	2.29	0.63
1:R8:1266:THR:N	5:P8:684:ARG:NH2	2.46	0.63
2:M8:202:LYS:HE3	2:M8:206:SER:HG	1.62	0.63
2:M8:414:GLY:HA2	8:L8:401:LYS:HZ3	1.62	0.63

*Continued on next page...*

*Continued from previous page...*

Atom-1	Atom-2	Interatomic distance (Å)	Clash overlap (Å)
2:M8:810:LEU:HD22	2:M8:819:GLN:HB3	1.81	0.63
2:M16:217:ILE:CD1	3:N16:28:THR:HG21	2.29	0.63
7:Q8:272:SER:C	7:Q8:274:ASN:H	2.05	0.63
10:C16:390:HIS:CD2	10:C16:449:GLU:HB2	2.32	0.63
10:C16:1286:MET:CE	10:C16:1344:VAL:HG11	2.29	0.63
10:C16:1777:SER:O	10:C16:1778:ASN:C	2.26	0.63
10:C24:1265:ARG:C	10:C24:1268:ARG:HG2	2.19	0.63
10:C24:1688:ARG:HG3	23:J24:735:LYS:NZ	2.13	0.63
11:A40:10:TRP:CZ3	23:J16:692:VAL:HG22	2.34	0.63
12:A:501:PRO:HB2	12:A:524:GLU:OE1	1.99	0.63
14:W:711:ARG:CB	10:C8:1609:ASP:OD2	2.46	0.63
10:C:453:LEU:CB	10:C:486:LEU:HD21	2.29	0.63
10:C:904:ILE:HD11	10:C:964:LEU:HD12	1.80	0.63
10:C8:249:THR:O	10:C8:251:GLY:N	2.30	0.63
10:C8:639:MET:CE	10:C8:643:LEU:HD11	2.28	0.63
10:C8:904:ILE:HD11	10:C8:964:LEU:HD12	1.80	0.63
10:C8:991:LEU:HD11	10:C8:1046:SER:OG	1.99	0.63
10:C8:1286:MET:CE	10:C8:1344:VAL:HG11	2.29	0.63
11:A16:10:TRP:CZ3	23:J32:692:VAL:HG22	2.34	0.63
11:A16:81:LEU:HD21	22:I:309:SER:HA	1.80	0.63
18:B:863:MET:HE3	18:B:900:LEU:HD21	1.81	0.63
18:B:904:ALA:CB	18:B:917:PHE:CZ	2.81	0.63
18:B8:466:PHE:CZ	18:B8:470:LEU:HD11	2.33	0.63
19:4:362:ALA:CB	19:4:417:ASP:OD2	2.46	0.63
22:I24:196:VAL:HA	23:J24:620:MET:HE1	0.69	0.63
10:C32:647:GLU:OE2	10:C32:656:THR:OG1	2.13	0.63
2:M:202:LYS:HE3	2:M:206:SER:HG	1.63	0.63
2:M:773:VAL:HG13	2:M:829:ALA:HA	1.80	0.63
2:M8:399:THR:OG1	2:M8:480:ARG:CZ	2.47	0.63
1:R16:1449:TRP:HH2	2:M16:161:ASP:C	2.06	0.63
2:M16:417:ARG:CD	8:L16:298:PHE:CE2	2.81	0.63
5:P8:55:ARG:NH1	5:P8:64:ASP:HB3	2.14	0.63
5:P8:143:ASN:HB3	5:P8:163:GLU:OE2	1.99	0.63
6:O8:103:MET:HE1	6:O8:124:MET:CE	2.28	0.63
5:P16:234:TRP:CZ2	5:P16:334:THR:HA	2.34	0.63
9:K8:955:TYR:CD1	9:K8:985:PHE:CD2	2.86	0.63
10:C16:453:LEU:CB	10:C16:486:LEU:HD21	2.29	0.63
10:C16:1121:ILE:CG2	10:C16:1133:ILE:CD1	2.77	0.63
10:C16:1339:VAL:HG13	10:C16:1742:CYS:HB3	1.80	0.63
10:C16:1424:GLN:HE21	10:C16:1478:VAL:CG1	2.09	0.63
10:C24:1121:ILE:HG23	10:C24:1133:ILE:CD1	2.29	0.63

*Continued on next page...*

*Continued from previous page...*

Atom-1	Atom-2	Interatomic distance (Å)	Clash overlap (Å)
13:V:909:ALA:CB	14:W:787:MET:HE2	2.29	0.63
14:W:709:LEU:HD11	15:J:643:THR:HB	1.80	0.63
15:J:680:LEU:HD23	15:J:686:MET:CE	2.29	0.63
10:C:847:ARG:NH2	10:C:910:SER:CB	2.59	0.63
10:C:909:PRO:HB3	10:C:920:LEU:HD22	1.80	0.63
10:C8:1010:ALA:CB	10:C8:1192:ARG:NH2	2.61	0.63
11:A16:11:THR:CG2	22:I:162:GLN:HE21	2.11	0.63
11:A16:43:LEU:HD23	23:J32:700:LEU:CD2	2.27	0.63
11:A32:437:LEU:HD11	11:A32:454:LYS:HE2	1.81	0.63
18:B:266:ARG:NH1	18:B:383:PHE:CD1	2.67	0.63
18:B:514:THR:HG22	18:B:549:TRP:HH2	1.58	0.63
18:B8:689:SER:C	18:B8:691:SER:N	2.56	0.63
18:B8:863:MET:HE3	18:B8:900:LEU:HD21	1.81	0.63
18:B8:904:ALA:CB	18:B8:917:PHE:CZ	2.81	0.63
19:4:220:TRP:CH2	19:4:242:VAL:HG21	2.34	0.63
21:H:200:LEU:HD22	23:J32:568:ILE:HD12	1.81	0.63
2:M:417:ARG:CG	8:L:346:TRP:CH2	2.80	0.63
2:M:755:THR:HB	2:M:757:VAL:HG23	1.79	0.63
1:R8:765:ASP:OD1	24:D40:1361:ALA:HB1	1.98	0.63
2:M8:669:ALA:CB	2:M8:684:GLN:HG2	2.13	0.63
4:T:669:PRO:HG2	5:P:702:LEU:HD13	1.79	0.63
9:K8:730:SER:OG	9:K8:735:ASP:OD1	2.17	0.63
11:A24:11:THR:CG2	22:I8:162:GLN:HE21	2.11	0.63
11:A24:388:VAL:HG23	11:A24:459:ARG:NH1	2.12	0.63
10:C24:1339:VAL:HG13	10:C24:1742:CYS:HB3	1.80	0.63
10:C24:1708:ARG:HH21	21:H24:275:LYS:CD	2.10	0.63
10:C:1010:ALA:HB2	10:C:1192:ARG:NH2	2.13	0.63
10:C8:754:MET:HE2	10:C8:819:GLN:HB3	1.80	0.63
11:A16:638:LEU:HD21	11:A16:663:LEU:HD21	1.80	0.63
18:B:1205:ILE:HD11	18:B:1271:PHE:CE2	2.33	0.63
18:B8:334:PHE:CE1	18:B8:338:ILE:HD11	2.34	0.63
19:48:362:ALA:CB	19:48:417:ASP:OD2	2.46	0.63
20:E8:447:ILE:HG23	20:E8:451:ILE:HG21	1.80	0.63
21:H24:261:ILE:CD1	22:I24:195:ALA:HB1	2.29	0.63
24:D40:839:GLU:CB	24:D40:971:HIS:CG	2.78	0.63
10:C32:754:MET:HE2	10:C32:819:GLN:HB3	1.80	0.63
2:M:503:TYR:CE1	2:M:507:LEU:HD12	2.33	0.62
2:M:625:HIS:ND1	3:N:165:GLY:CA	2.62	0.62
1:R8:1188:TYR:OH	24:D40:1459:LEU:HB3	1.99	0.62
2:M8:625:HIS:ND1	3:N8:165:GLY:CA	2.62	0.62
2:M16:346:VAL:C	2:M16:348:GLU:N	2.56	0.62

*Continued on next page...*



*Continued from previous page...*

Atom-1	Atom-2	Interatomic distance (Å)	Clash overlap (Å)
2:M16:399:THR:OG1	2:M16:480:ARG:CZ	2.46	0.62
5:P:313:TRP:CZ2	5:P:345:MET:HE3	2.13	0.62
5:P:467:GLN:HE22	6:O:291:SER:CB	2.11	0.62
5:P:510:ILE:HD11	7:Q:183:ARG:HH12	1.63	0.62
6:O:133:LEU:HD22	6:O:189:LEU:CD2	2.29	0.62
7:Q:241:HIS:CD2	7:Q:258:ARG:CZ	2.81	0.62
7:Q16:241:HIS:HA	7:Q16:257:LEU:HD12	1.79	0.62
10:C16:105:TRP:O	10:C16:932:LYS:O	2.17	0.62
10:C16:345:MET:HE1	10:C16:401:ILE:HD13	1.41	0.62
10:C16:1318:ARG:NH2	10:C16:1396:SER:CB	2.62	0.62
11:A24:36:ASN:ND2	22:I8:293:LYS:HZ1	1.97	0.62
10:C24:847:ARG:HD2	10:C24:911:ILE:HD12	1.77	0.62
10:C24:1010:ALA:HB2	10:C24:1192:ARG:NH2	2.13	0.62
11:A40:743:ARG:NH2	24:D32:699:HIS:CD2	2.53	0.62
10:C:736:ILE:HD11	10:C:794:LYS:HZ2	1.64	0.62
10:C8:1693:LYS:NZ	10:C8:1749:ASP:OD1	2.32	0.62
11:A16:437:LEU:HD11	11:A16:454:LYS:HE2	1.81	0.62
11:A16:493:TYR:OH	17:F8:57:PRO:O	2.17	0.62
11:A16:668:HIS:CE1	11:A16:672:GLU:OE1	2.52	0.62
19:4:178:ASN:OD1	20:E:416:LYS:CE	2.47	0.62
19:48:189:LEU:CB	19:48:203:LEU:HD23	2.28	0.62
21:H:312:GLN:NE2	22:I:290:ASP:CG	2.57	0.62
21:H:316:ILE:O	21:H:316:ILE:HG22	1.98	0.62
22:I:196:VAL:CA	23:J32:620:MET:CE	2.46	0.62
21:H8:261:ILE:CD1	22:I8:195:ALA:HB1	2.29	0.62
21:H8:316:ILE:O	21:H8:316:ILE:HG22	1.98	0.62
22:I8:113:HIS:CG	22:I8:114:PRO:HD2	2.34	0.62
21:H16:200:LEU:HD22	23:J16:568:ILE:HD12	1.81	0.62
2:M8:342:VAL:CG1	2:M8:343:MET:H	1.92	0.62
2:M8:738:ILE:HD11	2:M8:779:SER:CB	2.29	0.62
3:N8:267:TRP:HH2	3:N8:294:TRP:HH2	1.44	0.62
3:N16:222:LEU:HD11	3:N16:270:THR:HA	1.82	0.62
5:P:143:ASN:HB3	5:P:163:GLU:OE2	1.99	0.62
7:Q8:221:TRP:CE3	7:Q8:222:PHE:CE2	2.87	0.62
5:P16:55:ARG:NH1	5:P16:64:ASP:HB3	2.14	0.62
6:O16:61:LYS:NZ	6:O16:112:ASP:CG	2.48	0.62
11:A24:288:HIS:HB2	11:A24:354:ARG:HH12	1.64	0.62
10:C24:169:GLN:OE1	10:C24:169:GLN:CA	2.44	0.62
10:C24:1286:MET:CE	10:C24:1344:VAL:HG11	2.29	0.62
10:C24:1699:LYS:CE	23:J24:722:LEU:CD2	2.73	0.62
13:V:842:HIS:CE1	13:V:846:LEU:CD1	2.82	0.62

*Continued on next page...*



*Continued from previous page...*

Atom-1	Atom-2	Interatomic distance (Å)	Clash overlap (Å)
14:W:642:LEU:HD21	15:J:568:ILE:CD1	2.29	0.62
10:C:453:LEU:HB3	10:C:486:LEU:CD2	2.28	0.62
10:C:1121:ILE:CG2	10:C:1133:ILE:CD1	2.77	0.62
10:C8:453:LEU:HB3	10:C8:486:LEU:CD2	2.28	0.62
10:C8:894:VAL:HG13	10:C8:960:PHE:CE2	2.34	0.62
10:C8:1111:SER:C	10:C8:1113:LYS:H	2.05	0.62
10:C8:1121:ILE:HG23	10:C8:1133:ILE:CD1	2.28	0.62
10:C8:1271:PHE:HE2	10:C8:1284:ASP:HB3	1.53	0.62
10:C8:1290:HIS:CD2	10:C8:1334:MET:HE3	2.26	0.62
11:A16:121:GLN:NE2	18:B:1559:ALA:HB1	2.13	0.62
11:A16:302:GLN:HE22	11:A16:324:ARG:NH1	1.96	0.62
18:B:1668:PHE:CE2	18:B:1731:PHE:HD2	2.16	0.62
22:I:113:HIS:CG	22:I:114:PRO:HD2	2.34	0.62
22:I16:113:HIS:CG	22:I16:114:PRO:HD2	2.34	0.62
10:C32:1621:LYS:O	10:C32:1622:SER:C	2.35	0.62
12:A48:668:HIS:CE1	12:A48:672:GLU:OE1	2.52	0.62
2:M8:417:ARG:CG	8:L8:298:PHE:CE2	2.82	0.62
5:P8:467:GLN:HE22	6:O8:291:SER:CB	2.11	0.62
8:L8:179:VAL:HG22	10:C32:1360:GLN:CG	2.28	0.62
9:K:1019:ARG:CG	9:K:1059:ARG:HH11	2.11	0.62
9:K8:649:MET:CB	9:K8:704:ARG:HH21	1.93	0.62
10:C16:16:LEU:CD2	10:C16:139:ARG:HH12	2.12	0.62
10:C16:450:PRO:C	10:C16:452:LEU:H	2.07	0.62
10:C16:1010:ALA:HB2	10:C16:1192:ARG:NH2	2.13	0.62
10:C24:450:PRO:C	10:C24:452:LEU:H	2.07	0.62
10:C24:1278:ASP:O	10:C24:1734:ARG:NH1	2.32	0.62
10:C24:1821:VAL:HG11	11:A40:144:LYS:HE3	1.81	0.62
14:W:96:LYS:CE	14:W:144:VAL:HG21	2.28	0.62
10:C:754:MET:HE2	10:C:819:GLN:HB3	1.80	0.62
10:C:991:LEU:HD11	10:C:1046:SER:OG	1.99	0.62
11:A32:121:GLN:NE2	18:B8:1559:ALA:HB1	2.13	0.62
11:A32:501:PRO:HB2	11:A32:524:GLU:OE1	1.98	0.62
18:B:991:ASP:O	18:B:993:ALA:N	2.30	0.62
18:B8:750:GLU:HG3	18:B8:760:ARG:NE	2.14	0.62
19:48:122:GLN:HG2	19:48:140:THR:HG22	1.82	0.62
21:H8:254:MET:HE1	22:I8:192:ALA:HB2	1.80	0.62
21:H16:261:ILE:CD1	22:I16:195:ALA:HB1	2.29	0.62
10:C32:453:LEU:CB	10:C32:486:LEU:HD21	2.29	0.62
10:C32:768:ARG:CZ	10:C32:775:LYS:CG	2.69	0.62
10:C32:1821:VAL:HG11	12:A48:144:LYS:HE3	1.81	0.62
12:A48:302:GLN:HE21	12:A48:324:ARG:NH1	1.98	0.62

*Continued on next page...*

*Continued from previous page...*

Atom-1	Atom-2	Interatomic distance (Å)	Clash overlap (Å)
1:R:1330:ALA:HB3	10:C:1173:LEU:HD13	1.74	0.62
1:R:1449:TRP:HH2	2:M:161:ASP:C	2.06	0.62
2:M8:202:LYS:CE	2:M8:206:SER:HG	2.11	0.62
1:R16:1449:TRP:CH2	2:M16:160:LEU:CD1	2.82	0.62
2:M16:231:ARG:HG3	2:M16:299:GLY:CA	2.26	0.62
2:M16:810:LEU:HD22	2:M16:819:GLN:HB3	1.81	0.62
6:O:23:ARG:NE	6:O:37:GLU:OE1	2.32	0.62
6:O:103:MET:HE1	6:O:124:MET:CE	2.28	0.62
5:P8:30:TYR:HE2	5:P8:32:LEU:HB2	1.65	0.62
5:P8:510:ILE:HD11	7:Q8:183:ARG:HH12	1.63	0.62
5:P16:607:PHE:HB3	5:P16:629:ARG:CZ	2.29	0.62
10:C16:991:LEU:HD11	10:C16:1046:SER:OG	1.99	0.62
11:A24:668:HIS:CE1	11:A24:672:GLU:OE1	2.52	0.62
10:C24:453:LEU:HB3	10:C24:486:LEU:CD2	2.28	0.62
12:A:668:HIS:HE1	12:A:672:GLU:OE1	1.82	0.62
13:V:909:ALA:HB2	15:J:703:LEU:HD21	1.81	0.62
14:W:659:ARG:HH12	15:J:583:LEU:HD21	1.63	0.62
10:C:1286:MET:CE	10:C:1344:VAL:HG11	2.29	0.62
18:B:750:GLU:HG3	18:B:760:ARG:NH2	2.15	0.62
18:B:1505:MET:HE1	18:B:1518:VAL:HG21	1.81	0.62
18:B8:50:THR:HG21	18:B8:179:GLN:HE22	1.63	0.62
18:B8:266:ARG:NH1	18:B8:383:PHE:CD1	2.67	0.62
18:B8:1505:MET:HE1	18:B8:1518:VAL:HG21	1.81	0.62
19:4:180:ALA:CB	19:4:202:ILE:HD11	2.14	0.62
21:H24:200:LEU:HD22	23:J24:568:ILE:HD12	1.81	0.62
21:H24:254:MET:HE1	22:I24:192:ALA:HB2	1.80	0.62
10:C32:139:ARG:NE	10:C32:380:ASP:OD2	2.32	0.62
10:C32:909:PRO:HB3	10:C32:920:LEU:HD22	1.80	0.62
10:C32:1286:MET:CE	10:C32:1344:VAL:HG11	2.29	0.62
10:C32:1661:LEU:O	10:C32:1662:ASP:C	2.29	0.62
2:M:343:MET:C	2:M:345:ASP:H	2.06	0.62
2:M8:776:LEU:HD23	2:M8:795:TYR:CD2	2.35	0.62
7:Q:241:HIS:CD2	7:Q:258:ARG:HE	2.16	0.62
5:P16:467:GLN:HE22	6:O16:291:SER:CB	2.11	0.62
6:O16:103:MET:HE1	6:O16:124:MET:CE	2.28	0.62
8:L16:1081:MET:SD	9:K16:1083:ILE:CG2	2.88	0.62
9:K8:734:TRP:CZ2	9:K8:738:GLN:NE2	2.68	0.62
9:K8:787:PRO:HG2	9:K8:790:THR:OG1	1.99	0.62
10:C16:453:LEU:HB3	10:C16:486:LEU:CD2	2.28	0.62
10:C16:578:LEU:HB3	10:C16:584:ILE:CD1	2.27	0.62
11:A24:10:TRP:CZ3	23:J8:692:VAL:HG22	2.34	0.62

*Continued on next page...*

*Continued from previous page...*

Atom-1	Atom-2	Interatomic distance (Å)	Clash overlap (Å)
11:A24:437:LEU:HD11	11:A24:454:LYS:HE2	1.81	0.62
10:C24:1547:LYS:CE	24:D24:1405:GLY:N	2.57	0.62
11:A40:288:HIS:HB2	11:A40:354:ARG:HH12	1.65	0.62
12:A:560:MET:CE	12:A:615:GLN:CD	2.73	0.62
10:C:139:ARG:NE	10:C:380:ASP:OD2	2.32	0.62
10:C:643:LEU:HD11	10:C:679:ARG:HH11	0.80	0.62
10:C:1333:HIS:CE1	10:C:1337:LEU:HD22	2.35	0.62
10:C8:1594:PRO:HB3	10:C8:1645:PHE:CD1	2.35	0.62
11:A32:388:VAL:HG23	11:A32:459:ARG:NH1	2.12	0.62
18:B:334:PHE:CE1	18:B:338:ILE:HD11	2.34	0.62
18:B:1436:PRO:CB	24:D16:1259:SER:O	2.33	0.62
18:B8:1161:LEU:HD11	18:B8:1403:ILE:HD12	1.77	0.62
18:B8:1668:PHE:CE2	18:B8:1731:PHE:HD2	2.16	0.62
18:B8:1848:VAL:CG1	18:B8:1850:TYR:CE1	2.83	0.62
19:4:111:LYS:HD2	19:4:129:GLU:OE2	1.99	0.62
19:48:220:TRP:CH2	19:48:242:VAL:HG21	2.34	0.62
21:H:291:VAL:HG22	22:I:273:LEU:HD21	1.81	0.62
21:H16:254:MET:HE1	22:I16:192:ALA:HB2	1.80	0.62
24:D:409:LEU:HD13	24:D16:746:ALA:C	2.19	0.62
10:C32:1234:ASP:OD1	10:C32:1302:LYS:NZ	2.25	0.62
1:R8:1078:SER:OG	5:P8:713:LEU:CD2	2.47	0.62
1:R8:1188:TYR:CE1	24:D40:1459:LEU:HB2	2.34	0.62
2:M8:784:GLY:CA	8:L16:472:GLU:OE2	2.47	0.62
6:O8:133:LEU:HD22	6:O8:189:LEU:CD2	2.29	0.62
5:P16:10:GLY:HA2	5:P16:26:TYR:CE1	2.33	0.62
6:O16:23:ARG:NE	6:O16:37:GLU:OE1	2.32	0.62
6:O16:90:GLU:CD	6:O16:98:LYS:NZ	2.58	0.62
8:L16:976:LEU:HD21	9:K16:1004:ARG:HD2	1.73	0.62
9:K:1180:TRP:CG	9:K:1261:MET:CE	2.83	0.62
9:K8:792:LEU:CG	9:K8:864:ILE:CD1	2.76	0.62
10:C16:62:ILE:CD1	10:C16:72:LEU:CD1	2.73	0.62
10:C16:1290:HIS:CB	10:C16:1334:MET:CE	2.72	0.62
11:A24:560:MET:CE	11:A24:615:GLN:CD	2.73	0.62
10:C24:578:LEU:HB3	10:C24:584:ILE:CD1	2.27	0.62
10:C24:991:LEU:HD11	10:C24:1046:SER:OG	1.99	0.62
10:C24:1358:ASP:O	10:C24:1361:LYS:N	2.31	0.62
10:C:626:GLN:O	10:C:627:VAL:C	2.38	0.62
10:C:653:TYR:HH	10:C:679:ARG:HB3	1.64	0.62
10:C8:1220:SER:O	10:C8:1225:ARG:NH2	2.31	0.62
11:A32:638:LEU:HD21	11:A32:663:LEU:HD21	1.80	0.62
18:B:846:SER:HG	18:B:899:LYS:NZ	1.68	0.62

*Continued on next page...*

*Continued from previous page...*

Atom-1	Atom-2	Interatomic distance (Å)	Clash overlap (Å)
18:B:1112:LYS:CE	21:H:327:SER:HB3	2.29	0.62
18:B:1528:PRO:HA	18:B:1531:TRP:CE2	2.34	0.62
19:48:350:THR:O	19:48:374:GLY:HA2	2.00	0.62
21:H8:312:GLN:NE2	22:I8:290:ASP:CG	2.57	0.62
22:I16:97:THR:HG22	22:I16:107:THR:HG21	1.81	0.62
24:D32:1112:ALA:HB2	24:D32:1160:LEU:HD13	1.80	0.62
10:C32:16:LEU:CD2	10:C32:139:ARG:HH12	2.12	0.62
10:C32:643:LEU:HD11	10:C32:679:ARG:HH11	0.80	0.62
10:C32:1211:VAL:HG13	10:C32:1232:ILE:HD13	1.82	0.62
12:A48:212:LYS:HE3	12:A48:585:MET:HE1	1.27	0.62
2:M16:627:TYR:CZ	3:N16:162:THR:HB	2.35	0.62
5:P:10:GLY:HA2	5:P:26:TYR:CE1	2.33	0.62
7:Q:272:SER:C	7:Q:274:ASN:N	2.58	0.62
9:K8:894:LYS:CE	9:K8:1058:GLU:O	2.42	0.62
9:K8:1180:TRP:CG	9:K8:1261:MET:CE	2.83	0.62
10:C16:668:ALA:HA	10:C16:700:MET:HE3	1.76	0.62
10:C24:105:TRP:O	10:C24:932:LYS:O	2.16	0.62
10:C24:1594:PRO:HB3	10:C24:1645:PHE:CD1	2.35	0.62
11:A40:437:LEU:HD11	11:A40:454:LYS:HE2	1.81	0.62
14:W:586:ILE:CG1	15:J:572:ASP:OD2	2.48	0.62
14:W:722:GLN:NE2	10:C8:1497:LYS:O	2.32	0.62
10:C:792:PHE:CD1	10:C:850:ARG:NH1	2.68	0.62
10:C:1660:SER:C	10:C:1662:ASP:H	2.08	0.62
10:C8:62:ILE:CD1	10:C8:72:LEU:CD1	2.73	0.62
10:C8:960:PHE:CZ	10:C8:1138:GLU:HG2	2.09	0.62
11:A16:312:LEU:HD13	11:A16:364:ILE:HD11	1.81	0.62
18:B:1674:ASP:C	18:B:1676:VAL:H	2.06	0.62
18:B8:810:THR:OG1	18:B8:879:SER:O	2.17	0.62
19:4:122:GLN:HG2	19:4:140:THR:HG22	1.82	0.62
19:4:186:GLY:O	19:4:187:SER:C	2.40	0.62
24:D16:1112:ALA:CB	24:D16:1160:LEU:HD13	2.30	0.62
24:D40:853:MET:HB3	24:D40:925:ASP:OD2	2.00	0.62
10:C32:1121:ILE:CG2	10:C32:1133:ILE:CD1	2.77	0.62
1:R:1165:MET:HE3	1:R:1220:GLN:HG3	1.80	0.62
2:M:250:LEU:HD23	2:M:287:TYR:CD2	2.35	0.62
2:M16:773:VAL:HG13	2:M16:829:ALA:HA	1.79	0.62
7:Q16:295:SER:C	7:Q16:297:VAL:N	2.54	0.62
8:L8:977:PRO:CD	9:K8:1004:ARG:HD2	2.28	0.62
9:K8:577:GLN:HG2	9:K8:625:ARG:NH1	2.15	0.62
9:K8:700:MET:CE	9:K8:767:LEU:HD13	2.30	0.62
9:K8:1039:ASP:CG	9:K8:1096:LYS:HZ1	2.08	0.62

*Continued on next page...*

*Continued from previous page...*

Atom-1	Atom-2	Interatomic distance (Å)	Clash overlap (Å)
10:C16:1594:PRO:HB3	10:C16:1645:PHE:CD1	2.35	0.62
11:A40:302:GLN:HE22	11:A40:324:ARG:NH1	1.96	0.62
12:A:668:HIS:CE1	12:A:672:GLU:OE1	2.52	0.62
13:V:842:HIS:CE1	13:V:846:LEU:HD11	2.35	0.62
10:C:1594:PRO:HB3	10:C:1645:PHE:CD1	2.35	0.62
10:C8:16:LEU:CD2	10:C8:139:ARG:HH12	2.12	0.62
10:C8:139:ARG:NE	10:C8:380:ASP:OD2	2.32	0.62
10:C8:1333:HIS:CE1	10:C8:1337:LEU:HD22	2.35	0.62
10:C8:1821:VAL:HG11	16:A8:144:LYS:HE3	1.81	0.62
11:A16:90:PHE:HB3	18:B:1800:ARG:HH21	0.52	0.62
11:A32:668:HIS:CE1	11:A32:672:GLU:OE1	2.52	0.62
18:B:1848:VAL:CG1	18:B:1850:TYR:CE1	2.83	0.62
18:B8:712:PRO:HG3	18:B8:759:MET:CE	2.23	0.62
18:B8:1377:ASP:OD2	18:B8:1381:ARG:NH2	2.30	0.62
19:4:29:ARG:O	19:4:33:THR:OG1	2.17	0.62
19:4:352:CYS:SG	19:4:371:TYR:HB2	2.39	0.62
21:H8:200:LEU:HD22	23:J8:568:ILE:HD12	1.81	0.62
21:H24:291:VAL:HG22	22:I24:273:LEU:HD21	1.81	0.62
10:C32:450:PRO:C	10:C32:452:LEU:H	2.07	0.62
10:C32:792:PHE:CD1	10:C32:850:ARG:NH1	2.68	0.62
10:C32:1050:HIS:CE1	10:C32:1086:LYS:HZ1	2.14	0.62
10:C32:1318:ARG:NH2	10:C32:1396:SER:CB	2.62	0.62
1:R:1328:LYS:HA	10:C:1173:LEU:CD2	2.30	0.62
1:R:1449:TRP:CH2	2:M:160:LEU:CD1	2.82	0.62
2:M:755:THR:C	2:M:757:VAL:N	2.57	0.62
1:R8:1466:LYS:CD	6:O8:160:LEU:HD13	2.29	0.62
3:N8:222:LEU:HD11	3:N8:270:THR:HA	1.82	0.62
1:R16:1449:TRP:CH2	2:M16:161:ASP:C	2.78	0.62
2:M16:627:TYR:CG	3:N16:167:LEU:HA	2.35	0.62
2:M16:755:THR:C	2:M16:757:VAL:N	2.57	0.62
5:P:600:PHE:CG	5:P:638:SER:CB	2.78	0.62
7:Q:221:TRP:CE3	7:Q:222:PHE:CE2	2.87	0.62
8:L8:605:MET:HG2	8:L8:631:LEU:HD13	1.81	0.62
8:L16:1068:PHE:O	8:L16:1068:PHE:CD1	2.50	0.62
10:C16:139:ARG:NE	10:C16:380:ASP:OD2	2.32	0.62
10:C16:1278:ASP:O	10:C16:1734:ARG:NH1	2.32	0.62
11:A24:312:LEU:HD13	11:A24:364:ILE:HD11	1.81	0.62
11:A24:683:GLN:OE1	11:A24:692:ALA:HA	2.00	0.62
10:C24:33:ILE:CG2	10:C24:158:LEU:HD22	2.30	0.62
11:A40:11:THR:CG2	22:I16:162:GLN:HE21	2.11	0.62
11:A40:638:LEU:HD21	11:A40:663:LEU:HD21	1.80	0.62

*Continued on next page...*

*Continued from previous page...*

Atom-1	Atom-2	Interatomic distance (Å)	Clash overlap (Å)
10:C:643:LEU:CD2	10:C:675:ASP:CG	2.69	0.62
10:C:1163:LEU:CD2	10:C:1166:SER:CB	2.74	0.62
10:C:1278:ASP:O	10:C:1734:ARG:NH1	2.32	0.62
10:C8:1358:ASP:O	10:C8:1361:LYS:N	2.31	0.62
11:A16:676:TYR:HE2	24:D16:1396:PRO:N	1.97	0.62
11:A16:676:TYR:HH	24:D16:1394:SER:C	2.07	0.62
20:E:38:PHE:O	20:E:39:SER:C	2.41	0.62
21:H:139:ASP:OD1	21:H:140:PRO:CD	2.34	0.62
22:I:97:THR:HG22	22:I:107:THR:HG21	1.81	0.62
21:H8:154:VAL:HG13	21:H8:188:ARG:HG2	1.80	0.62
21:H24:312:GLN:NE2	22:I24:290:ASP:CG	2.57	0.62
22:I16:196:VAL:HA	23:J16:620:MET:HE1	0.69	0.62
10:C32:904:ILE:HD11	10:C32:964:LEU:HD12	1.80	0.62
10:C32:1010:ALA:CB	10:C32:1192:ARG:NH2	2.62	0.62
2:M:251:HIS:CE1	2:M:273:VAL:HG21	2.35	0.62
2:M:417:ARG:HA	8:L:346:TRP:HZ2	1.64	0.62
1:R8:1165:MET:HE3	1:R8:1220:GLN:HG3	1.80	0.62
2:M8:251:HIS:CE1	2:M8:273:VAL:HG21	2.35	0.62
2:M16:776:LEU:HD23	2:M16:795:TYR:CD2	2.35	0.62
5:P:109:ILE:HD11	14:W:18:PRO:HG3	1.80	0.62
7:Q:297:VAL:CG2	7:Q:318:GLU:OE1	2.48	0.62
6:O8:90:GLU:CD	6:O8:98:LYS:NZ	2.58	0.62
7:Q8:254:ALA:CB	7:Q8:302:ILE:HD13	2.30	0.62
7:Q8:272:SER:C	7:Q8:274:ASN:N	2.58	0.62
8:L8:179:VAL:HG22	10:C32:1360:GLN:HG2	1.82	0.62
8:L8:976:LEU:HD21	9:K8:1004:ARG:HE	1.62	0.62
9:K8:631:VAL:CG1	9:K8:764:VAL:HB	2.27	0.62
9:K8:975:MET:HA	9:K8:985:PHE:HE1	1.65	0.62
10:C16:1212:GLU:OE1	11:A24:109:HIS:NE2	2.26	0.62
10:C24:1622:SER:OG	10:C24:1623:ILE:N	2.08	0.62
11:A40:560:MET:CE	11:A40:615:GLN:CD	2.73	0.62
11:A40:668:HIS:CE1	11:A40:672:GLU:OE1	2.53	0.62
10:C8:26:ARG:NH2	10:C8:148:GLU:OE2	2.33	0.62
10:C8:33:ILE:CG2	10:C8:158:LEU:HD22	2.30	0.62
11:A32:137:GLU:CG	18:B8:1901:GLN:NE2	2.39	0.62
11:A32:302:GLN:HE22	11:A32:324:ARG:NH1	1.96	0.62
18:B8:112:GLU:OE2	18:B8:130:MET:CE	2.44	0.62
21:H:254:MET:HE1	22:I:192:ALA:HB2	1.80	0.62
22:I:196:VAL:HA	23:J32:620:MET:HE1	0.69	0.62
22:I8:97:THR:HG22	22:I8:107:THR:HG21	1.81	0.62
22:I24:113:HIS:CG	22:I24:114:PRO:HD2	2.34	0.62

*Continued on next page...*



*Continued from previous page...*

Atom-1	Atom-2	Interatomic distance (Å)	Clash overlap (Å)
24:D8:1428:ASN:OD1	24:D16:968:ILE:HD11	2.00	0.62
2:M8:217:ILE:CD1	3:N8:28:THR:HG21	2.29	0.61
2:M16:251:HIS:CE1	2:M16:273:VAL:HG21	2.35	0.61
5:P:547:PHE:CZ	7:Q:227:SER:O	2.51	0.61
5:P:638:SER:O	5:P:640:PRO:HD3	2.00	0.61
6:O8:119:ARG:HH22	6:O8:182:GLU:HG2	1.59	0.61
7:Q8:136:ARG:NH1	7:Q8:138:GLU:OE2	2.33	0.61
5:P16:30:TYR:HE2	5:P16:32:LEU:HB2	1.65	0.61
7:Q16:241:HIS:CD2	7:Q16:258:ARG:HE	2.16	0.61
8:L:1069:LEU:HD11	9:K:1086:VAL:CG1	2.10	0.61
9:K:1046:LEU:O	9:K:1048:GLN:N	2.33	0.61
9:K:1048:GLN:NE2	9:K:1128:ARG:CG	2.62	0.61
10:C16:33:ILE:CG2	10:C16:158:LEU:HD22	2.30	0.61
10:C16:1211:VAL:HG13	10:C16:1232:ILE:HD13	1.82	0.61
11:A24:302:GLN:HE22	11:A24:324:ARG:NH1	1.96	0.61
10:C24:26:ARG:NH2	10:C24:148:GLU:OE2	2.33	0.61
10:C:1010:ALA:HA	10:C:1192:ARG:HH21	1.65	0.61
10:C:1015:SER:OG	10:C:1019:ARG:NH1	2.33	0.61
10:C:1358:ASP:O	10:C:1361:LYS:N	2.31	0.61
18:B:816:LEU:CD2	18:B:822:ILE:HD13	2.28	0.61
18:B8:1548:LEU:HD11	18:B8:1564:PHE:CE2	2.35	0.61
20:E8:473:LEU:HD11	20:E8:514:PHE:HB3	1.82	0.61
21:H:261:ILE:CD1	22:I:195:ALA:HB1	2.29	0.61
21:H:363:MET:SD	22:I:332:MET:CE	2.81	0.61
10:C32:991:LEU:HD11	10:C32:1046:SER:OG	1.99	0.61
12:A48:302:GLN:HE22	12:A48:324:ARG:NH1	1.96	0.61
2:M:254:LEU:HD21	2:M:283:ILE:CG1	2.26	0.61
3:N:267:TRP:CH2	3:N:294:TRP:CH2	2.86	0.61
4:T:156:SER:O	4:T:160:HIS:CE1	2.53	0.61
4:T16:156:SER:O	4:T16:160:HIS:CE1	2.53	0.61
5:P:214:LEU:HD23	5:P:236:VAL:HG13	1.81	0.61
5:P:375:LYS:HD3	14:W:80:ARG:NH1	2.15	0.61
7:Q:236:HIS:CE1	7:Q:238:SER:OG	2.53	0.61
5:P8:101:LEU:CD2	5:P8:133:TYR:CG	2.83	0.61
5:P8:547:PHE:CZ	7:Q8:227:SER:O	2.51	0.61
5:P8:614:VAL:CG2	5:P8:629:ARG:NE	2.62	0.61
5:P8:638:SER:O	5:P8:640:PRO:HD3	2.00	0.61
7:Q8:297:VAL:CG2	7:Q8:318:GLU:OE1	2.48	0.61
5:P16:638:SER:O	5:P16:640:PRO:HD3	2.00	0.61
5:P16:663:LEU:HB2	5:P16:707:ASN:ND2	2.14	0.61
9:K:700:MET:CE	9:K:767:LEU:HD13	2.30	0.61

*Continued on next page...*



*Continued from previous page...*

Atom-1	Atom-2	Interatomic distance (Å)	Clash overlap (Å)
9:K:734:TRP:CZ2	9:K:738:GLN:NE2	2.68	0.61
11:A24:302:GLN:HE21	11:A24:324:ARG:NH1	1.97	0.61
10:C24:798:VAL:CG1	10:C24:802:TRP:CZ2	2.83	0.61
10:C24:1121:ILE:CG2	10:C24:1133:ILE:CD1	2.77	0.61
10:C24:1449:GLU:OE2	24:D24:1151:SER:HA	2.00	0.61
12:A:156:MET:HE3	10:C8:58:GLN:O	1.36	0.61
10:C:16:LEU:CD2	10:C:139:ARG:HH12	2.12	0.61
10:C:1537:GLU:OE2	10:C8:113:LEU:CD2	2.44	0.61
10:C8:909:PRO:HB3	10:C8:920:LEU:HD22	1.80	0.61
10:C8:1074:LEU:O	10:C8:1076:TYR:N	2.33	0.61
18:B8:1674:ASP:C	18:B8:1676:VAL:H	2.06	0.61
22:I:203:GLN:HB3	22:I:209:TRP:CZ2	2.34	0.61
24:D24:854:GLU:HA	24:D24:857:THR:HG22	1.82	0.61
10:C32:296:PHE:CE1	10:C32:300:VAL:HG21	2.36	0.61
10:C32:1074:LEU:O	10:C32:1076:TYR:N	2.33	0.61
2:M16:672:TYR:CE2	2:M16:680:LYS:NZ	2.53	0.61
5:P:175:MET:CE	5:P:436:ALA:CB	2.70	0.61
6:O8:180:GLY:C	6:O8:182:GLU:N	2.59	0.61
8:L:976:LEU:HD22	9:K:1004:ARG:HD3	1.81	0.61
9:K:1028:GLN:OE1	9:K:1037:ALA:CA	2.47	0.61
9:K16:894:LYS:HZ1	9:K16:1057:GLU:HB2	1.65	0.61
9:K16:1198:LEU:HD22	9:K16:1267:LEU:HD13	1.82	0.61
10:C16:792:PHE:CD1	10:C16:850:ARG:NH1	2.68	0.61
10:C16:1278:ASP:OD2	21:H:283:LYS:CG	2.48	0.61
10:C16:1660:SER:C	10:C16:1662:ASP:H	2.08	0.61
10:C24:667:ILE:HG12	10:C24:670:GLU:N	2.14	0.61
10:C24:1211:VAL:HG13	10:C24:1232:ILE:HD13	1.82	0.61
10:C24:1583:ILE:HD11	10:C24:1631:LYS:HB3	1.83	0.61
14:W:711:ARG:CZ	10:C8:1606:GLY:O	2.42	0.61
14:W:746:THR:HG23	15:J:675:ASN:ND2	2.15	0.61
10:C8:453:LEU:CB	10:C8:486:LEU:HD21	2.29	0.61
10:C8:556:VAL:HG12	10:C8:565:ARG:NH1	2.15	0.61
10:C8:792:PHE:CD1	10:C8:850:ARG:NH1	2.68	0.61
10:C8:1061:ASN:O	10:C8:1062:GLU:C	2.25	0.61
10:C8:1211:VAL:HG13	10:C8:1232:ILE:HD13	1.82	0.61
10:C8:1234:ASP:OD1	10:C8:1302:LYS:NZ	2.25	0.61
11:A16:668:HIS:HE1	11:A16:672:GLU:OE1	1.82	0.61
18:B:395:ARG:HB2	18:B:426:VAL:HG11	1.80	0.61
18:B8:627:SER:O	18:B8:631:LEU:HG	2.00	0.61
18:B8:1694:GLU:OE2	18:B8:1822:GLN:NE2	2.29	0.61
21:H8:291:VAL:HG22	22:I8:273:LEU:HD21	1.81	0.61

*Continued on next page...*

*Continued from previous page...*

Atom-1	Atom-2	Interatomic distance (Å)	Clash overlap (Å)
23:J16:688:PRO:O	23:J16:692:VAL:HG23	2.00	0.61
24:D:409:LEU:CG	24:D16:746:ALA:H	2.14	0.61
24:D8:758:ALA:HB1	24:D8:759:TYR:CD2	2.36	0.61
10:C32:105:TRP:O	10:C32:932:LYS:O	2.17	0.61
10:C32:1278:ASP:O	10:C32:1734:ARG:NH1	2.32	0.61
10:C32:1660:SER:C	10:C32:1662:ASP:H	2.08	0.61
12:A48:437:LEU:CD1	12:A48:454:LYS:HZ3	2.12	0.61
2:M:358:LEU:HB2	2:M:359:PRO:HD3	1.81	0.61
5:P16:47:ASN:H	5:P16:471:SER:HG	1.48	0.61
5:P16:394:ASN:O	5:P16:396:SER:N	2.29	0.61
7:Q16:221:TRP:CE3	7:Q16:222:PHE:CE2	2.87	0.61
9:K8:853:ALA:HB2	9:K8:856:ILE:HD12	1.80	0.61
9:K8:994:TYR:CD2	9:K8:1023:LEU:CD1	2.83	0.61
10:C16:1618:SER:C	10:C16:1620:ILE:H	2.06	0.61
10:C24:16:LEU:CD2	10:C24:139:ARG:HH12	2.12	0.61
11:A40:156:MET:HA	11:A40:555:HIS:NE2	2.15	0.61
12:A:288:HIS:HB2	12:A:354:ARG:HH12	1.64	0.61
13:V:811:MET:HE1	14:W:698:LEU:HB3	1.81	0.61
10:C:33:ILE:CG2	10:C:158:LEU:HD22	2.30	0.61
18:B:810:THR:OG1	18:B:879:SER:O	2.17	0.61
18:B:1888:ILE:HD11	18:B:1943:HIS:CE1	2.35	0.61
18:B8:1161:LEU:CD1	18:B8:1403:ILE:CD1	2.76	0.61
21:H16:291:VAL:HG22	22:I16:273:LEU:HD21	1.81	0.61
24:D24:758:ALA:HB1	24:D24:759:TYR:CD2	2.36	0.61
10:C32:275:ALA:HB1	10:C32:326:LEU:HD12	1.82	0.61
1:R:1033:LYS:NZ	24:D:1432:THR:CG2	2.60	0.61
2:M:343:MET:C	2:M:345:ASP:N	2.56	0.61
2:M8:358:LEU:HB2	2:M8:359:PRO:HD3	1.81	0.61
2:M16:738:ILE:HD11	2:M16:779:SER:CB	2.30	0.61
7:Q:136:ARG:NH1	7:Q:138:GLU:OE2	2.34	0.61
5:P8:101:LEU:HD22	5:P8:133:TYR:CE2	2.36	0.61
7:Q16:272:SER:C	7:Q16:274:ASN:N	2.58	0.61
9:K:840:TRP:CE3	9:K:907:ILE:HD11	2.33	0.61
9:K8:1139:ILE:O	9:K8:1140:GLN:C	2.39	0.61
10:C16:768:ARG:CZ	10:C16:775:LYS:CG	2.69	0.61
10:C16:1074:LEU:O	10:C16:1076:TYR:N	2.33	0.61
10:C24:390:HIS:CE1	10:C24:449:GLU:OE2	2.53	0.61
10:C24:407:LYS:HG3	10:C24:465:PHE:HE1	1.64	0.61
10:C24:1010:ALA:H	10:C24:1192:ARG:NH2	1.63	0.61
11:A32:668:HIS:HE1	11:A32:672:GLU:OE1	1.82	0.61
18:B8:750:GLU:HG3	18:B8:760:ARG:NH2	2.15	0.61

*Continued on next page...*

*Continued from previous page...*

Atom-1	Atom-2	Interatomic distance (Å)	Clash overlap (Å)
18:B8:1205:ILE:HD11	18:B8:1271:PHE:CE2	2.33	0.61
21:H8:255:LEU:HD12	23:J8:655:GLU:CD	2.22	0.61
22:I8:368:VAL:HG22	23:J8:591:LYS:CE	2.30	0.61
23:J8:688:PRO:O	23:J8:692:VAL:HG23	2.00	0.61
21:H24:361:ARG:NH2	22:I24:354:ASP:OD1	2.32	0.61
21:H16:312:GLN:NE2	22:I16:290:ASP:CG	2.57	0.61
10:C32:847:ARG:NH2	10:C32:910:SER:CB	2.59	0.61
1:R:1266:THR:HA	5:P:684:ARG:NH2	2.13	0.61
1:R8:1190:VAL:HG22	24:D40:1456:GLU:C	2.25	0.61
1:R16:634:ARG:CG	4:T16:160:HIS:CE1	2.84	0.61
1:R16:1165:MET:HE3	1:R16:1220:GLN:HG3	1.80	0.61
8:L8:598:LEU:CD2	8:L8:627:ARG:CZ	2.78	0.61
9:K:787:PRO:HG2	9:K:790:THR:OG1	1.99	0.61
9:K:1139:ILE:O	9:K:1140:GLN:C	2.39	0.61
10:C16:26:ARG:NH2	10:C16:148:GLU:OE2	2.33	0.61
10:C16:296:PHE:CE1	10:C16:300:VAL:HG21	2.36	0.61
11:A24:707:LEU:HD21	11:A24:767:ARG:HH22	1.59	0.61
10:C24:792:PHE:CD1	10:C24:850:ARG:NH1	2.68	0.61
10:C24:1074:LEU:O	10:C24:1076:TYR:N	2.33	0.61
11:A40:302:GLN:HE21	11:A40:324:ARG:NH1	1.97	0.61
11:A40:749:GLN:HE21	24:D24:1398:ARG:NE	1.98	0.61
12:A:388:VAL:HG23	12:A:459:ARG:NH1	2.12	0.61
13:V:790:GLN:HE22	14:W:674:GLN:CD	2.06	0.61
10:C8:668:ALA:HA	10:C8:700:MET:HE3	1.76	0.61
10:C8:959:GLU:HG2	10:C8:1139:ARG:HE	1.66	0.61
10:C8:1278:ASP:O	10:C8:1734:ARG:NH1	2.32	0.61
18:B:618:VAL:CG1	18:B:621:VAL:CG2	2.75	0.61
18:B:1541:LEU:HD22	18:B:1576:MET:HE3	1.82	0.61
18:B8:1528:PRO:HA	18:B8:1531:TRP:CE2	2.34	0.61
20:E:473:LEU:HD11	20:E:514:PHE:HB3	1.82	0.61
20:E8:434:TRP:CD1	24:D40:72:GLU:CG	2.83	0.61
21:H:361:ARG:NH2	22:I:354:ASP:OD1	2.32	0.61
21:H24:312:GLN:CG	21:H24:316:ILE:CD1	2.39	0.61
21:H16:363:MET:SD	22:I16:332:MET:CE	2.80	0.61
10:C32:26:ARG:NH2	10:C32:148:GLU:OE2	2.33	0.61
10:C32:33:ILE:CG2	10:C32:158:LEU:HD22	2.30	0.61
10:C32:565:ARG:CZ	10:C32:602:VAL:CG1	2.79	0.61
12:A48:437:LEU:HD11	12:A48:454:LYS:HE2	1.81	0.61
1:R:1369:LEU:HD13	6:O:211:ASN:CG	2.23	0.61
1:R:1449:TRP:CH2	2:M:161:ASP:C	2.78	0.61
5:P:30:TYR:HE2	5:P:32:LEU:HB2	1.64	0.61

*Continued on next page...*

*Continued from previous page...*

Atom-1	Atom-2	Interatomic distance (Å)	Clash overlap (Å)
7:Q:219:GLY:HA2	7:Q:221:TRP:CD1	2.36	0.61
5:P8:206:SER:OG	5:P8:207:HIS:CE1	2.54	0.61
5:P16:97:SER:HB3	5:P16:98:PRO:HD3	1.83	0.61
7:Q16:254:ALA:CB	7:Q16:302:ILE:HD13	2.30	0.61
9:K:577:GLN:HG2	9:K:625:ARG:NH1	2.15	0.61
9:K8:1046:LEU:O	9:K8:1048:GLN:N	2.33	0.61
10:C16:798:VAL:CG1	10:C16:802:TRP:CZ2	2.83	0.61
10:C16:1333:HIS:CE1	10:C16:1337:LEU:HD22	2.35	0.61
10:C24:626:GLN:O	10:C24:627:VAL:C	2.38	0.61
10:C24:1002:LEU:HD12	10:C24:1019:ARG:HH12	1.61	0.61
10:C24:1015:SER:OG	10:C24:1019:ARG:NH1	2.33	0.61
10:C24:1333:HIS:CE1	10:C24:1337:LEU:HD22	2.34	0.61
12:A:634:ILE:CD1	12:A:678:LYS:HZ2	2.14	0.61
14:W:646:ALA:HB3	14:W:647:PRO:HD3	1.82	0.61
14:W:701:LEU:HD21	15:J:624:ALA:HB1	1.80	0.61
10:C:26:ARG:NH2	10:C:148:GLU:OE2	2.33	0.61
10:C:573:GLU:N	10:C:574:PRO:CD	2.64	0.61
10:C:798:VAL:CG1	10:C:802:TRP:CZ2	2.84	0.61
10:C8:275:ALA:HB1	10:C8:326:LEU:HD12	1.83	0.61
10:C8:296:PHE:CE1	10:C8:300:VAL:HG21	2.36	0.61
11:A16:676:TYR:CD2	24:D16:1396:PRO:HD2	2.33	0.61
11:A32:302:GLN:HE21	11:A32:324:ARG:NH1	1.97	0.61
18:B:750:GLU:HG3	18:B:760:ARG:NE	2.14	0.61
18:B8:682:TYR:C	18:B8:684:ILE:H	2.08	0.61
20:E:352:PHE:HE1	20:E:451:ILE:CD1	1.94	0.61
20:E:414:MET:CE	20:E:455:TYR:CE2	2.84	0.61
20:E8:437:SER:O	20:E8:439:MET:N	2.34	0.61
21:H24:237:PHE:HB2	21:H24:238:PRO:HD3	1.83	0.61
24:D:758:ALA:HB1	24:D:759:TYR:CD2	2.36	0.61
2:M:844:VAL:CG2	4:T:660:LEU:HD11	2.28	0.61
1:R8:1190:VAL:HG21	24:D40:1457:SER:HA	1.83	0.61
5:P:206:SER:OG	5:P:207:HIS:CE1	2.54	0.61
6:O:90:GLU:CD	6:O:98:LYS:NZ	2.58	0.61
6:O:125:VAL:HG23	6:O:175:TRP:HZ2	1.65	0.61
7:Q:10:VAL:HG21	7:Q:327:LEU:HD21	1.82	0.61
6:O16:125:VAL:HG23	6:O16:175:TRP:HZ2	1.65	0.61
7:Q16:10:VAL:HG21	7:Q16:327:LEU:HD21	1.82	0.61
7:Q16:297:VAL:CG2	7:Q16:318:GLU:OE1	2.48	0.61
10:C16:573:GLU:N	10:C16:574:PRO:CD	2.64	0.61
10:C16:1583:ILE:HD11	10:C16:1631:LYS:HB3	1.83	0.61
10:C16:1821:VAL:HG11	11:A24:144:LYS:HE3	1.82	0.61

*Continued on next page...*

*Continued from previous page...*

Atom-1	Atom-2	Interatomic distance (Å)	Clash overlap (Å)
11:A24:493:TYR:OH	17:F:57:PRO:O	2.17	0.61
10:C24:698:PHE:CZ	10:C24:749:LEU:HD11	2.36	0.61
11:A40:388:VAL:HG23	11:A40:459:ARG:NH1	2.12	0.61
12:A:144:LYS:HE3	10:C:1821:VAL:HG11	1.81	0.61
10:C:1074:LEU:O	10:C:1076:TYR:N	2.33	0.61
10:C8:1805:ASP:OD1	10:C8:1830:LYS:NZ	2.27	0.61
11:A16:148:LEU:HD13	18:B:1956:ILE:HD13	1.83	0.61
11:A16:388:VAL:HG23	11:A16:459:ARG:NH1	2.12	0.61
11:A32:148:LEU:HD13	18:B8:1956:ILE:HD13	1.83	0.61
18:B:112:GLU:OE2	18:B:130:MET:CE	2.44	0.61
18:B:457:SER:HA	18:B:548:ARG:HH12	1.59	0.61
18:B:712:PRO:HG3	18:B:759:MET:CE	2.23	0.61
18:B:1694:GLU:OE2	18:B:1822:GLN:NE2	2.29	0.61
19:4:55:GLN:C	19:4:57:ASN:H	2.09	0.61
10:C32:389:LEU:HD23	10:C32:447:PHE:CE1	2.35	0.61
2:M:367:SER:HB2	2:M:486:MET:CE	2.31	0.61
2:M:672:TYR:CD2	2:M:680:LYS:HD3	2.35	0.61
4:T8:156:SER:O	4:T8:160:HIS:CE1	2.53	0.61
5:P:30:TYR:CE2	5:P:32:LEU:HB2	2.36	0.61
5:P:507:GLN:NE2	7:Q:136:ARG:NH2	2.49	0.61
7:Q8:219:GLY:HA2	7:Q8:221:TRP:CD1	2.36	0.61
5:P16:206:SER:OG	5:P16:207:HIS:CE1	2.54	0.61
7:Q16:219:GLY:HA2	7:Q16:221:TRP:CD1	2.36	0.61
7:Q16:236:HIS:CE1	7:Q16:238:SER:OG	2.53	0.61
8:L16:947:ASN:HB3	8:L16:1026:ARG:CZ	2.31	0.61
9:K8:722:GLN:O	9:K8:723:ALA:C	2.38	0.61
9:K8:1048:GLN:NE2	9:K8:1128:ARG:CG	2.62	0.61
10:C16:698:PHE:CZ	10:C16:749:LEU:HD11	2.36	0.61
10:C16:1547:LYS:NZ	24:D8:1405:GLY:CA	2.61	0.61
11:A24:668:HIS:HE1	11:A24:672:GLU:OE1	1.82	0.61
10:C24:296:PHE:CE1	10:C24:300:VAL:HG21	2.35	0.61
10:C24:1318:ARG:NH2	10:C24:1396:SER:CB	2.62	0.61
10:C24:1660:SER:C	10:C24:1662:ASP:H	2.08	0.61
10:C24:1693:LYS:NZ	10:C24:1749:ASP:OD1	2.33	0.61
11:A40:683:GLN:OE1	11:A40:692:ALA:HA	2.00	0.61
13:V:861:PHE:CZ	14:W:742:VAL:HG22	2.32	0.61
14:W:591:LEU:CD2	15:J:566:ASN:OD1	2.46	0.61
10:C:296:PHE:CE1	10:C:300:VAL:HG21	2.36	0.61
11:A16:683:GLN:OE1	11:A16:692:ALA:HA	2.00	0.61
11:A32:112:ALA:CB	18:B8:1416:LYS:HZ3	2.14	0.61
18:B:1548:LEU:HD11	18:B:1564:PHE:CE2	2.35	0.61

*Continued on next page...*

*Continued from previous page...*

Atom-1	Atom-2	Interatomic distance (Å)	Clash overlap (Å)
18:B8:410:GLN:CD	18:B8:538:ARG:HH22	2.09	0.61
18:B8:864:LEU:HB3	18:B8:910:TYR:CE2	2.36	0.61
18:B8:1541:LEU:HD22	18:B8:1576:MET:HE3	1.82	0.61
19:4:65:LYS:O	19:4:66:ALA:O	2.19	0.61
19:4:306:ASP:OD1	19:4:307:PRO:CD	2.49	0.61
20:E:429:PRO:HB2	24:D:69:VAL:HG22	1.80	0.61
19:48:352:CYS:SG	19:48:371:TYR:HB2	2.40	0.61
22:I:268:ARG:CG	22:I:272:TYR:CE2	2.84	0.61
21:H24:363:MET:SD	22:I24:332:MET:CE	2.81	0.61
23:J24:688:PRO:O	23:J24:692:VAL:HG23	2.00	0.61
24:D16:758:ALA:HB1	24:D16:759:TYR:CD2	2.36	0.61
10:C32:1358:ASP:O	10:C32:1361:LYS:N	2.31	0.61
1:R:1388:GLY:O	3:N:56:ARG:HB3	2.01	0.61
2:M:627:TYR:CZ	3:N:162:THR:HB	2.35	0.61
1:R8:1449:TRP:CH2	2:M8:160:LEU:CD1	2.82	0.61
2:M8:755:THR:C	2:M8:757:VAL:N	2.57	0.61
2:M16:342:VAL:CG1	2:M16:343:MET:N	2.59	0.61
2:M16:627:TYR:N	2:M16:627:TYR:CD2	2.52	0.61
6:O:61:LYS:NZ	6:O:112:ASP:CG	2.48	0.61
6:O:180:GLY:C	6:O:182:GLU:N	2.59	0.61
7:Q8:241:HIS:CD2	7:Q8:258:ARG:CZ	2.81	0.61
8:L16:1069:LEU:HD21	9:K16:1086:VAL:CG2	2.31	0.61
9:K:842:ILE:HG23	9:K:871:LEU:HD21	1.82	0.61
10:C16:1111:SER:C	10:C16:1113:LYS:N	2.58	0.61
10:C24:386:ASN:OD1	10:C24:449:GLU:OE1	2.18	0.61
10:C24:1548:ILE:HG12	24:D24:1407:PHE:HE2	1.62	0.61
12:A:437:LEU:HD11	12:A:454:LYS:HE2	1.81	0.61
10:C:62:ILE:CD1	10:C:72:LEU:CD1	2.73	0.61
10:C:1061:ASN:O	10:C:1062:GLU:C	2.25	0.61
10:C8:1121:ILE:CG2	10:C8:1133:ILE:CD1	2.77	0.61
10:C8:1234:ASP:CG	10:C8:1302:LYS:HZ2	2.09	0.61
10:C8:1290:HIS:HD2	10:C8:1334:MET:HE2	1.66	0.61
18:B:503:SER:N	18:B:504:PRO:CD	2.63	0.61
18:B:1548:LEU:HD11	18:B:1564:PHE:HE2	1.65	0.61
19:48:180:ALA:CB	19:48:202:ILE:HD11	2.14	0.61
21:H8:243:LEU:CD1	23:J8:603:LEU:HG	2.31	0.61
22:I8:203:GLN:N	22:I8:204:PRO:CD	2.64	0.61
22:I16:203:GLN:N	22:I16:204:PRO:CD	2.64	0.61
24:D32:749:ARG:NH2	24:D40:397:ALA:N	2.31	0.61
10:C32:643:LEU:CD1	10:C32:679:ARG:HH12	2.03	0.61
10:C32:1015:SER:OG	10:C32:1019:ARG:NH1	2.33	0.61

*Continued on next page...*



*Continued from previous page...*

Atom-1	Atom-2	Interatomic distance (Å)	Clash overlap (Å)
12:A48:668:HIS:HE1	12:A48:672:GLU:OE1	1.82	0.61
1:R:1225:PHE:CD2	1:R:1241:TYR:CE2	2.88	0.60
1:R16:1388:GLY:O	3:N16:56:ARG:HB3	2.01	0.60
5:P8:30:TYR:CE2	5:P8:32:LEU:HB2	2.36	0.60
5:P16:105:ARG:HG2	5:P16:126:TRP:CZ2	2.36	0.60
6:O16:133:LEU:HD21	6:O16:153:PHE:CE2	2.36	0.60
8:L:1041:SER:HB2	8:L:1054:HIS:CE1	2.34	0.60
9:K:994:TYR:CD2	9:K:1023:LEU:CD1	2.83	0.60
10:C16:389:LEU:HD23	10:C16:447:PHE:CE1	2.35	0.60
10:C16:717:GLU:O	10:C16:719:PRO:N	2.34	0.60
11:A40:803:PRO:CG	24:D24:1401:LEU:HD12	2.30	0.60
12:A:683:GLN:OE1	12:A:692:ALA:HA	2.00	0.60
10:C:150:ASP:OD1	24:D:1404:GLY:HA3	1.99	0.60
10:C:717:GLU:O	10:C:719:PRO:N	2.34	0.60
10:C8:573:GLU:N	10:C8:574:PRO:CD	2.64	0.60
10:C8:1015:SER:OG	10:C8:1019:ARG:NH1	2.33	0.60
11:A32:703:ALA:CA	24:D32:1398:ARG:HD3	2.20	0.60
18:B:1856:PHE:CD1	18:B:1857:PRO:HD2	2.36	0.60
18:B8:1152:ASP:CG	18:B8:1378:LYS:NZ	2.57	0.60
18:B8:1888:ILE:HD11	18:B8:1943:HIS:CE1	2.35	0.60
19:4:350:THR:O	19:4:374:GLY:HA2	2.00	0.60
20:E:91:ASP:OD1	20:E:92:PRO:HD2	2.01	0.60
19:48:65:LYS:O	19:48:66:ALA:O	2.19	0.60
20:E8:414:MET:CE	20:E8:455:TYR:CE2	2.84	0.60
21:H8:139:ASP:OD1	21:H8:140:PRO:CD	2.34	0.60
21:H8:366:MET:HE1	22:I8:332:MET:HE2	1.83	0.60
21:H24:139:ASP:OD1	21:H24:140:PRO:CD	2.34	0.60
22:I24:368:VAL:HG22	23:J24:591:LYS:CE	2.31	0.60
24:D:406:ASN:HD21	24:D16:9:MET:HB2	1.65	0.60
10:C32:717:GLU:O	10:C32:719:PRO:N	2.34	0.60
10:C32:1061:ASN:O	10:C32:1063:PRO:N	2.34	0.60
12:A48:560:MET:CE	12:A48:615:GLN:CD	2.73	0.60
1:R8:1388:GLY:O	3:N8:56:ARG:HB3	2.01	0.60
2:M8:401:ARG:NH2	8:L8:381:GLU:HB3	2.15	0.60
1:R16:1225:PHE:CD2	1:R16:1241:TYR:CE2	2.89	0.60
2:M16:173:SER:OG	3:N16:234:GLN:NE2	2.31	0.60
2:M16:377:ARG:NH1	2:M16:477:ASP:CG	2.59	0.60
7:Q8:236:HIS:CE1	7:Q8:238:SER:OG	2.53	0.60
8:L16:1068:PHE:CD1	8:L16:1068:PHE:C	2.79	0.60
11:A24:212:LYS:NZ	11:A24:585:MET:HE3	2.16	0.60
10:C24:573:GLU:N	10:C24:574:PRO:CD	2.64	0.60

*Continued on next page...*



*Continued from previous page...*

Atom-1	Atom-2	Interatomic distance (Å)	Clash overlap (Å)
10:C24:1283:LEU:O	10:C24:1287:MET:N	2.33	0.60
10:C24:1290:HIS:CB	10:C24:1334:MET:CE	2.72	0.60
10:C24:1465:LEU:O	10:C24:1469:HIS:ND1	2.34	0.60
11:A40:156:MET:CG	11:A40:555:HIS:CE1	2.67	0.60
11:A40:468:VAL:CG2	24:D32:1103:LEU:HD11	2.17	0.60
14:W:518:GLU:N	14:W:605:ASN:HD21	1.98	0.60
10:C:1318:ARG:NH2	10:C:1396:SER:CB	2.63	0.60
18:B:410:GLN:CD	18:B:538:ARG:HH22	2.09	0.60
18:B8:1447:SER:O	18:B8:1447:SER:OG	2.20	0.60
21:H:244:ARG:NH2	22:I:177:VAL:CG1	2.65	0.60
22:I24:97:THR:HG22	22:I24:107:THR:HG21	1.81	0.60
10:C32:663:ILE:HG22	10:C32:667:ILE:CG2	2.31	0.60
10:C32:966:CYS:HA	10:C32:1025:LEU:HD12	1.83	0.60
2:M:627:TYR:CG	3:N:167:LEU:HA	2.36	0.60
2:M:776:LEU:HD23	2:M:795:TYR:CD2	2.35	0.60
1:R8:1466:LYS:HD2	6:O8:160:LEU:CD1	2.31	0.60
2:M8:627:TYR:CZ	3:N8:162:THR:HB	2.35	0.60
2:M16:593:HIS:CD2	3:N16:224:LEU:CD2	2.84	0.60
2:M16:666:GLU:HA	2:M16:684:GLN:OE1	2.01	0.60
5:P:16:PHE:CZ	5:P:461:HIS:NE2	2.70	0.60
5:P8:97:SER:HB3	5:P8:98:PRO:HD3	1.82	0.60
5:P16:187:TRP:CZ3	5:P16:191:ARG:CD	2.84	0.60
9:K:635:ALA:O	9:K:638:TRP:NE1	2.32	0.60
10:C16:667:ILE:HG12	10:C16:670:GLU:N	2.14	0.60
10:C16:1015:SER:OG	10:C16:1019:ARG:NH1	2.33	0.60
10:C24:1023:LEU:HA	10:C24:1210:ILE:HD11	1.84	0.60
10:C24:1163:LEU:HD23	10:C24:1166:SER:HG	1.61	0.60
10:C24:1660:SER:C	10:C24:1662:ASP:N	2.59	0.60
10:C8:798:VAL:CG1	10:C8:802:TRP:CZ2	2.84	0.60
11:A32:683:GLN:OE1	11:A32:692:ALA:HA	2.00	0.60
18:B:627:SER:O	18:B:631:LEU:HG	2.00	0.60
18:B:1505:MET:HE3	18:B:1518:VAL:HG21	1.82	0.60
18:B8:1424:LEU:HD22	18:B8:1490:ILE:HD12	1.82	0.60
20:E:52:VAL:CG1	20:E:121:VAL:HG21	2.31	0.60
19:48:55:GLN:C	19:48:57:ASN:N	2.60	0.60
20:E8:353:ILE:CD1	20:E8:413:PHE:CE2	2.76	0.60
21:H:243:LEU:CD1	23:J32:603:LEU:HG	2.31	0.60
24:D40:843:GLN:NE2	24:D40:971:HIS:ND1	2.49	0.60
12:A48:683:GLN:OE1	12:A48:692:ALA:HA	2.00	0.60
1:R:909:GLN:HE21	24:D:1361:ALA:HB2	1.66	0.60
1:R:1428:VAL:CG2	6:O:165:LYS:HZ1	2.11	0.60

*Continued on next page...*

*Continued from previous page...*

Atom-1	Atom-2	Interatomic distance (Å)	Clash overlap (Å)
3:N:222:LEU:HD11	3:N:270:THR:HA	1.81	0.60
2:M8:349:ASP:C	2:M8:351:ALA:H	2.09	0.60
2:M8:428:SER:CB	8:L8:355:SER:HG	1.77	0.60
1:R16:1349:ARG:HG3	1:R16:1390:GLU:OE2	2.01	0.60
2:M16:354:ASP:C	2:M16:356:GLU:H	2.08	0.60
2:M16:367:SER:HB2	2:M16:486:MET:CE	2.31	0.60
6:O:90:GLU:CD	6:O:98:LYS:HZ2	2.10	0.60
7:Q:254:ALA:CB	7:Q:302:ILE:HD13	2.30	0.60
5:P8:187:TRP:CZ3	5:P8:191:ARG:CD	2.84	0.60
5:P16:56:ASN:CB	5:P16:59:LEU:HD12	2.27	0.60
7:Q16:136:ARG:NH1	7:Q16:138:GLU:OE2	2.33	0.60
8:L16:601:HIS:CE1	8:L16:631:LEU:HD22	2.36	0.60
10:C16:123:TRP:CH2	10:C16:127:ARG:HD2	2.37	0.60
10:C16:1023:LEU:HA	10:C16:1210:ILE:HD11	1.84	0.60
14:W:586:ILE:CG1	15:J:572:ASP:CB	2.79	0.60
10:C:698:PHE:CZ	10:C:749:LEU:HD11	2.36	0.60
11:A16:120:ALA:HB1	18:B:1520:LEU:CD1	2.31	0.60
11:A16:302:GLN:HE21	11:A16:324:ARG:NH1	1.97	0.60
18:B8:1081:LEU:CD1	18:B8:1337:SER:OG	2.49	0.60
18:B8:1129:LYS:O	18:B8:1131:THR:N	2.34	0.60
18:B8:1548:LEU:HD11	18:B8:1564:PHE:HE2	1.65	0.60
20:E8:52:VAL:CG1	20:E8:121:VAL:HG21	2.31	0.60
20:E8:91:ASP:OD1	20:E8:92:PRO:HD2	2.01	0.60
22:I:368:VAL:HG22	23:J32:591:LYS:CE	2.31	0.60
22:I8:207:PRO:C	22:I8:209:TRP:N	2.60	0.60
21:H24:243:LEU:CD1	23:J24:603:LEU:HG	2.31	0.60
21:H16:255:LEU:HD12	23:J16:655:GLU:CD	2.23	0.60
10:C32:123:TRP:CH2	10:C32:127:ARG:HD2	2.37	0.60
2:M8:278:VAL:HG11	2:M8:326:GLN:HG3	1.84	0.60
2:M8:367:SER:HB2	2:M8:486:MET:CE	2.31	0.60
1:R16:634:ARG:HG3	4:T16:160:HIS:CE1	2.37	0.60
3:N16:97:HIS:CD2	3:N16:99:PHE:CE1	2.90	0.60
5:P:451:LYS:CD	6:O:312:ASN:O	2.50	0.60
5:P8:47:ASN:OD1	5:P8:471:SER:CB	2.50	0.60
6:O8:125:VAL:HG23	6:O8:175:TRP:HZ2	1.65	0.60
5:P16:451:LYS:CD	6:O16:312:ASN:O	2.50	0.60
7:Q16:200:PHE:CZ	7:Q16:228:ALA:HA	2.37	0.60
9:K:649:MET:CB	9:K:704:ARG:HH21	1.93	0.60
9:K:916:LYS:O	9:K:919:MET:CG	2.37	0.60
10:C16:847:ARG:O	10:C16:906:ARG:NH1	2.34	0.60
11:A40:212:LYS:NZ	11:A40:585:MET:HE3	2.17	0.60

*Continued on next page...*

*Continued from previous page...*

Atom-1	Atom-2	Interatomic distance (Å)	Clash overlap (Å)
11:A40:668:HIS:HE1	11:A40:672:GLU:OE1	1.82	0.60
12:A:115:SER:CB	10:C:1265:ARG:HH22	2.15	0.60
10:C:123:TRP:CH2	10:C:127:ARG:HD2	2.36	0.60
10:C:1061:ASN:O	10:C:1063:PRO:N	2.34	0.60
10:C:1660:SER:C	10:C:1662:ASP:N	2.59	0.60
10:C8:1318:ARG:NH2	10:C8:1396:SER:CB	2.63	0.60
11:A16:501:PRO:HB2	11:A16:524:GLU:OE1	1.99	0.60
11:A16:706:SER:OG	24:D16:1398:ARG:HB3	2.00	0.60
18:B:789:LEU:CD2	18:B:793:LEU:HD12	2.19	0.60
18:B:864:LEU:HB3	18:B:910:TYR:CE2	2.36	0.60
18:B:1081:LEU:CD1	18:B:1337:SER:OG	2.49	0.60
18:B:1447:SER:O	18:B:1447:SER:OG	2.20	0.60
20:E:447:ILE:CG2	20:E:451:ILE:HG21	2.32	0.60
19:48:29:ARG:O	19:48:33:THR:OG1	2.17	0.60
21:H8:237:PHE:HB2	21:H8:238:PRO:HD3	1.83	0.60
10:C32:626:GLN:O	10:C32:627:VAL:C	2.38	0.60
10:C32:698:PHE:CZ	10:C32:749:LEU:HD11	2.36	0.60
1:R:634:ARG:HG3	4:T:160:HIS:CE1	2.37	0.60
2:M:385:LEU:CD1	2:M:396:PHE:CD2	2.83	0.60
2:M:417:ARG:HA	8:L:346:TRP:CZ2	2.36	0.60
2:M:614:TYR:CE2	2:M:618:HIS:HE1	2.20	0.60
3:N:97:HIS:CD2	3:N:99:PHE:CE1	2.90	0.60
1:R8:634:ARG:CG	4:T8:160:HIS:CE1	2.84	0.60
1:R16:1115:TYR:CB	1:R16:1131:MET:HE3	2.32	0.60
5:P:187:TRP:CZ3	5:P:191:ARG:CD	2.84	0.60
5:P:303:LYS:HB3	5:P:304:PRO:HD3	1.84	0.60
7:Q8:10:VAL:HG21	7:Q8:327:LEU:HD21	1.82	0.60
7:Q8:200:PHE:CZ	7:Q8:228:ALA:HA	2.37	0.60
9:K8:955:TYR:OH	9:K8:984:GLY:C	2.45	0.60
10:C16:619:LEU:CB	10:C16:620:PRO:CD	2.79	0.60
10:C16:1453:ARG:NH1	24:D8:1150:GLY:HA3	2.17	0.60
10:C16:1660:SER:C	10:C16:1662:ASP:N	2.58	0.60
10:C24:1530:PHE:O	10:C24:1533:THR:OG1	2.20	0.60
10:C24:1615:PHE:HB3	10:C24:1674:LEU:HD23	1.84	0.60
12:A:212:LYS:NZ	12:A:585:MET:HE3	2.16	0.60
13:V:880:ARG:O	13:V:881:GLY:C	2.40	0.60
10:C:768:ARG:CZ	10:C:775:LYS:CG	2.69	0.60
10:C:898:GLN:NE2	10:C:1138:GLU:CD	2.60	0.60
10:C:1693:LYS:NZ	10:C:1749:ASP:OD1	2.32	0.60
10:C8:1265:ARG:HH22	16:A8:115:SER:CB	2.14	0.60
11:A16:302:GLN:HE22	11:A16:324:ARG:HH11	1.49	0.60

*Continued on next page...*

*Continued from previous page...*

Atom-1	Atom-2	Interatomic distance (Å)	Clash overlap (Å)
18:B:682:TYR:C	18:B:684:ILE:H	2.08	0.60
18:B:1256:THR:HG21	24:D16:1238:GLU:CG	2.25	0.60
18:B8:503:SER:N	18:B8:504:PRO:CD	2.63	0.60
18:B8:1684:TRP:CH2	18:B8:1752:PRO:HG2	2.37	0.60
20:E:443:ASP:O	20:E:445:LYS:N	2.35	0.60
23:J32:688:PRO:O	23:J32:692:VAL:HG23	2.00	0.60
23:J32:718:GLN:HE22	23:J32:737:TRP:HZ3	1.43	0.60
21:H16:243:LEU:CD1	23:J16:603:LEU:HG	2.31	0.60
24:D8:1328:ASN:HD21	24:D16:729:LEU:HD23	1.66	0.60
24:D32:758:ALA:HB1	24:D32:759:TYR:CD2	2.36	0.60
10:C32:798:VAL:CG1	10:C32:802:TRP:CZ2	2.83	0.60
10:C32:1594:PRO:HB3	10:C32:1645:PHE:CD1	2.35	0.60
12:A48:302:GLN:HE22	12:A48:324:ARG:HH11	1.49	0.60
2:M:251:HIS:CE1	2:M:273:VAL:CG2	2.85	0.60
1:R8:634:ARG:HG3	4:T8:160:HIS:CE1	2.37	0.60
2:M8:251:HIS:CE1	2:M8:273:VAL:CG2	2.85	0.60
2:M8:478:TRP:HA	2:M8:513:PRO:HG2	1.83	0.60
5:P:633:LEU:HD21	5:P:647:LEU:HD11	1.84	0.60
6:O:133:LEU:HD21	6:O:153:PHE:CE2	2.37	0.60
5:P8:56:ASN:CB	5:P8:59:LEU:HD12	2.27	0.60
5:P8:105:ARG:HD3	5:P8:130:VAL:HG22	1.84	0.60
9:K:1232:LEU:HD23	9:K:1265:ILE:HG21	1.82	0.60
10:C16:1767:LEU:HD11	10:C16:1832:MET:HE1	1.84	0.60
10:C24:717:GLU:O	10:C24:719:PRO:N	2.34	0.60
10:C24:1061:ASN:O	10:C24:1063:PRO:N	2.34	0.60
12:A:649:LEU:HD21	12:A:662:PHE:HE1	1.66	0.60
13:V:868:ARG:HH12	14:W:745:SER:HA	1.66	0.60
10:C:1530:PHE:O	10:C:1533:THR:OG1	2.20	0.60
10:C:1767:LEU:HD11	10:C:1832:MET:HE1	1.84	0.60
10:C8:1010:ALA:HA	10:C8:1192:ARG:HH21	1.65	0.60
11:A16:159:LYS:NZ	18:B:1918:ARG:HE	2.00	0.60
18:B:603:PHE:CG	18:B:619:ARG:NH1	2.69	0.60
18:B:1152:ASP:CG	18:B:1378:LYS:NZ	2.57	0.60
18:B:1165:SER:HB2	18:B:1393:LEU:HD11	1.84	0.60
18:B:1424:LEU:HD22	18:B:1490:ILE:HD12	1.83	0.60
21:H16:237:PHE:HB2	21:H16:238:PRO:HD3	1.83	0.60
10:C32:847:ARG:O	10:C32:906:ARG:NH1	2.34	0.60
10:C32:1583:ILE:HD11	10:C32:1631:LYS:HB3	1.83	0.60
1:R:1182:PRO:C	1:R:1184:GLU:H	2.10	0.60
2:M:377:ARG:NH1	2:M:477:ASP:CG	2.59	0.60
1:R8:1191:LYS:HB2	24:D40:1453:GLU:CG	2.32	0.60

*Continued on next page...*

*Continued from previous page...*

Atom-1	Atom-2	Interatomic distance (Å)	Clash overlap (Å)
2:M8:354:ASP:C	2:M8:356:GLU:H	2.08	0.60
2:M8:385:LEU:HD11	2:M8:396:PHE:HE2	1.58	0.60
2:M8:614:TYR:CE2	2:M8:618:HIS:HE1	2.20	0.60
2:M8:784:GLY:HA3	8:L16:472:GLU:OE2	2.01	0.60
1:R16:1466:LYS:HG3	6:O16:160:LEU:HD22	1.82	0.60
6:O:23:ARG:HG2	6:O:37:GLU:HG2	1.84	0.60
5:P8:663:LEU:HB2	5:P8:707:ASN:ND2	2.14	0.60
5:P16:47:ASN:OD1	5:P16:471:SER:CB	2.50	0.60
6:O16:173:VAL:CG2	6:O16:189:LEU:HD13	2.27	0.60
8:L16:1034:VAL:CG2	8:L16:1068:PHE:CE2	2.70	0.60
10:C16:1061:ASN:O	10:C16:1063:PRO:N	2.34	0.60
10:C16:1726:PRO:O	21:H:275:LYS:HB2	2.02	0.60
11:A40:468:VAL:HG21	24:D32:1103:LEU:HD12	1.76	0.60
10:C:962:PHE:CZ	10:C:997:ILE:HD12	2.36	0.60
10:C:1211:VAL:HG13	10:C:1232:ILE:HD13	1.82	0.60
10:C8:698:PHE:CZ	10:C8:749:LEU:HD11	2.36	0.60
18:B:729:LEU:CB	18:B:1196:MET:CE	2.74	0.60
18:B:1684:TRP:CH2	18:B:1752:PRO:HG2	2.37	0.60
18:B8:603:PHE:CG	18:B8:619:ARG:NH1	2.69	0.60
20:E:414:MET:HE3	20:E:455:TYR:CE2	2.37	0.60
23:J32:623:GLU:CD	23:J32:626:ARG:HH21	2.08	0.60
10:C32:573:GLU:N	10:C32:574:PRO:CD	2.64	0.60
2:M:166:THR:H	2:M:169:THR:HG1	1.47	0.60
2:M:354:ASP:C	2:M:356:GLU:H	2.08	0.60
3:N8:26:ILE:HD12	3:N8:40:VAL:HG21	1.84	0.60
3:N8:97:HIS:CD2	3:N8:99:PHE:CE1	2.90	0.60
2:M16:354:ASP:C	2:M16:356:GLU:N	2.60	0.60
2:M16:385:LEU:CD1	2:M16:396:PHE:CD2	2.83	0.60
5:P8:16:PHE:CZ	5:P8:461:HIS:NE2	2.70	0.60
5:P16:214:LEU:CD2	5:P16:236:VAL:HG13	2.31	0.60
9:K:722:GLN:O	9:K:723:ALA:C	2.39	0.60
9:K:959:TRP:CH2	9:K:992:GLN:HB3	2.37	0.60
11:A24:390:ALA:CB	24:D16:1099:ARG:CB	2.67	0.60
10:C24:1010:ALA:HA	10:C24:1192:ARG:HH21	1.65	0.60
10:C24:1767:LEU:HD11	10:C24:1832:MET:HE1	1.84	0.60
10:C8:653:TYR:HE1	10:C8:679:ARG:HD3	1.65	0.60
10:C8:1023:LEU:HA	10:C8:1210:ILE:HD11	1.84	0.60
10:C8:1767:LEU:HD11	10:C8:1832:MET:HE1	1.84	0.60
11:A16:288:HIS:HB2	11:A16:354:ARG:HH12	1.64	0.60
11:A16:515:LEU:HB3	11:A16:516:PRO:HD3	1.84	0.60
11:A16:703:ALA:HB1	24:D16:1398:ARG:NH1	2.10	0.60

*Continued on next page...*

*Continued from previous page...*

Atom-1	Atom-2	Interatomic distance (Å)	Clash overlap (Å)
11:A32:159:LYS:NZ	18:B8:1918:ARG:HE	2.00	0.60
18:B:268:GLN:NE2	18:B:323:GLU:CB	2.65	0.60
18:B8:1940:ALA:HB3	18:B8:1950:ILE:HD13	1.84	0.60
19:4:110:GLY:HA2	19:4:418:LYS:HE3	1.84	0.60
21:H:237:PHE:HB2	21:H:238:PRO:HD3	1.83	0.60
21:H:253:ARG:NH2	23:J32:621:GLU:OE2	2.35	0.60
21:H8:253:ARG:NH2	23:J8:621:GLU:OE2	2.35	0.60
21:H16:361:ARG:NH2	22:I16:354:ASP:OD1	2.31	0.60
1:R:634:ARG:CG	4:T:160:HIS:CE1	2.84	0.60
2:M:246:ALA:HB1	2:M:290:ILE:HG12	1.83	0.60
2:M:578:ARG:CZ	2:M:582:GLU:OE2	2.50	0.60
2:M:738:ILE:HD11	2:M:779:SER:CB	2.29	0.60
2:M:762:LEU:HD13	2:M:813:ASN:HD22	1.67	0.60
1:R8:1182:PRO:C	1:R8:1184:GLU:H	2.10	0.60
1:R8:1225:PHE:CD2	1:R8:1241:TYR:CE2	2.89	0.60
1:R8:1349:ARG:HG3	1:R8:1390:GLU:OE2	2.01	0.60
2:M8:593:HIS:CD2	3:N8:224:LEU:CD2	2.84	0.60
5:P:505:GLU:CD	6:O:41:SER:HB3	2.27	0.60
5:P:663:LEU:HB2	5:P:707:ASN:ND2	2.14	0.60
5:P8:507:GLN:NE2	7:Q8:136:ARG:NH2	2.49	0.60
7:Q8:295:SER:C	7:Q8:297:VAL:N	2.54	0.60
8:L16:851:PRO:HG3	9:K16:1283:PRO:CB	2.19	0.60
9:K8:635:ALA:O	9:K8:638:TRP:NE1	2.32	0.60
10:C16:1283:LEU:O	10:C16:1287:MET:N	2.33	0.60
10:C16:1615:PHE:HB3	10:C16:1674:LEU:HD23	1.84	0.60
11:A24:607:ARG:NH1	24:D16:914:PHE:CE1	2.69	0.60
10:C24:1614:LEU:HD11	10:C24:1635:LEU:CD2	2.32	0.60
10:C24:1708:ARG:NH1	21:H24:276:GLY:HA2	2.17	0.60
12:A:302:GLN:HE22	12:A:324:ARG:HH11	1.49	0.60
10:C:1271:PHE:HE2	10:C:1284:ASP:HB3	1.53	0.60
10:C8:1061:ASN:O	10:C8:1063:PRO:N	2.34	0.60
11:A16:560:MET:CE	11:A16:615:GLN:CD	2.73	0.60
11:A32:120:ALA:HB1	18:B8:1520:LEU:CD1	2.31	0.60
11:A32:560:MET:CE	11:A32:615:GLN:CD	2.73	0.60
18:B:771:MET:CE	18:B:840:VAL:HG21	2.32	0.60
18:B:1911:LEU:CD1	18:B:1960:LEU:HD12	2.31	0.60
18:B:1940:ALA:HB3	18:B:1950:ILE:HD13	1.84	0.60
18:B8:32:LEU:CD2	18:B8:36:ILE:CG2	2.80	0.60
19:4:329:SER:OG	19:4:333:SER:CB	2.50	0.60
20:E:352:PHE:CD1	20:E:451:ILE:CD1	2.78	0.60
22:I:203:GLN:N	22:I:204:PRO:CD	2.64	0.60

*Continued on next page...*



*Continued from previous page...*

Atom-1	Atom-2	Interatomic distance (Å)	Clash overlap (Å)
21:H24:287:ILE:HG23	22:I24:273:LEU:CD1	2.31	0.60
22:I24:203:GLN:N	22:I24:204:PRO:CD	2.64	0.60
24:D40:758:ALA:HB1	24:D40:759:TYR:CD2	2.36	0.60
10:C32:1111:SER:C	10:C32:1113:LYS:N	2.58	0.60
10:C32:1290:HIS:HD2	10:C32:1334:MET:HE2	1.66	0.60
10:C32:1465:LEU:O	10:C32:1469:HIS:ND1	2.34	0.60
10:C32:1693:LYS:NZ	10:C32:1749:ASP:OD1	2.32	0.60
12:A48:212:LYS:NZ	12:A48:585:MET:HE3	2.16	0.60
1:R:1115:TYR:CB	1:R:1131:MET:HE3	2.32	0.59
1:R:1139:ARG:HB2	1:R:1157:ARG:NH2	2.18	0.59
1:R:1324:ASP:OD1	10:C:1180:ILE:HG21	1.97	0.59
2:M:417:ARG:HB3	8:L:346:TRP:CE2	2.37	0.59
2:M16:614:TYR:CE2	2:M16:618:HIS:HE1	2.20	0.59
5:P:247:GLU:OE1	5:P:296:PHE:N	2.29	0.59
7:Q:200:PHE:CZ	7:Q:228:ALA:HA	2.37	0.59
5:P16:30:TYR:CE2	5:P16:32:LEU:HB2	2.36	0.59
10:C16:1547:LYS:CE	24:D8:1405:GLY:CA	2.80	0.59
11:A40:515:LEU:HB3	11:A40:516:PRO:HD3	1.84	0.59
10:C:847:ARG:O	10:C:906:ARG:NH1	2.34	0.59
11:A16:36:ASN:ND2	22:I:293:LYS:HZ1	1.91	0.59
20:E:437:SER:O	20:E:439:MET:N	2.34	0.59
19:48:55:GLN:C	19:48:57:ASN:H	2.09	0.59
20:E8:38:PHE:O	20:E8:39:SER:C	2.41	0.59
20:E8:414:MET:HE3	20:E8:455:TYR:CE2	2.37	0.59
21:H:301:ARG:HH21	22:I:284:GLU:CD	2.10	0.59
21:H8:361:ARG:NH2	22:I8:354:ASP:OD1	2.32	0.59
21:H24:255:LEU:HD12	23:J24:655:GLU:CD	2.22	0.59
24:D8:857:THR:HG21	24:D8:885:TYR:HH	1.52	0.59
10:C32:1767:LEU:HD11	10:C32:1832:MET:HE1	1.84	0.59
1:R:1362:ASP:N	10:C:608:ASP:OD2	2.34	0.59
1:R:1428:VAL:CG2	6:O:165:LYS:HZ2	2.11	0.59
2:M16:349:ASP:C	2:M16:351:ALA:H	2.09	0.59
5:P8:394:ASN:O	5:P8:396:SER:N	2.29	0.59
5:P16:16:PHE:CZ	5:P16:461:HIS:NE2	2.70	0.59
5:P16:303:LYS:HB3	5:P16:304:PRO:HD3	1.84	0.59
5:P16:507:GLN:NE2	7:Q16:136:ARG:NH2	2.49	0.59
5:P16:607:PHE:HB3	5:P16:629:ARG:NH1	2.17	0.59
9:K:911:LEU:HB3	9:K:945:LEU:HD11	1.84	0.59
9:K:1048:GLN:HE22	9:K:1128:ARG:HG2	1.64	0.59
9:K8:842:ILE:HG23	9:K8:871:LEU:HD21	1.82	0.59
9:K8:955:TYR:CE1	9:K8:985:PHE:CA	2.85	0.59

*Continued on next page...*



*Continued from previous page...*

Atom-1	Atom-2	Interatomic distance (Å)	Clash overlap (Å)
10:C16:1010:ALA:HA	10:C16:1192:ARG:HH21	1.65	0.59
10:C16:1265:ARG:HH22	11:A24:115:SER:CB	2.15	0.59
10:C24:453:LEU:HB3	10:C24:459:LEU:HD22	1.85	0.59
10:C24:667:ILE:CG2	10:C24:670:GLU:N	2.59	0.59
10:C24:966:CYS:HA	10:C24:1025:LEU:HD12	1.83	0.59
11:A40:694:GLU:CD	24:D24:1398:ARG:HA	2.26	0.59
11:A16:91:GLU:HB2	18:B:1112:LYS:HZ1	1.58	0.59
18:B:334:PHE:CE1	18:B:338:ILE:CD1	2.85	0.59
18:B8:268:GLN:NE2	18:B8:323:GLU:CB	2.65	0.59
18:B8:1165:SER:HB2	18:B8:1393:LEU:HD11	1.84	0.59
18:B8:1911:LEU:CD1	18:B8:1960:LEU:HD12	2.31	0.59
20:E:437:SER:C	20:E:439:MET:N	2.52	0.59
21:H:240:ILE:HD13	22:I:174:GLN:OE1	2.02	0.59
21:H8:244:ARG:NH2	22:I8:177:VAL:CG1	2.65	0.59
21:H24:244:ARG:NH2	22:I24:177:VAL:CG1	2.65	0.59
24:D:308:ASN:HD22	24:D16:753:ARG:CD	2.15	0.59
1:R:1459:ARG:HG2	10:C:731:GLN:HE22	1.67	0.59
2:M:478:TRP:HA	2:M:513:PRO:HG2	1.83	0.59
2:M:762:LEU:HD13	2:M:813:ASN:ND2	2.17	0.59
1:R8:1249:SER:HB2	1:R8:1280:GLU:OE2	2.02	0.59
2:M16:278:VAL:HG11	2:M16:326:GLN:HG3	1.84	0.59
5:P:97:SER:HB3	5:P:98:PRO:HD3	1.82	0.59
5:P8:10:GLY:HA2	5:P8:26:TYR:OH	2.02	0.59
6:O8:133:LEU:HD21	6:O8:153:PHE:CE2	2.37	0.59
5:P16:425:TRP:CD1	5:P16:465:TYR:HH	2.18	0.59
8:L16:1074:ARG:HH11	9:K16:1089:LYS:HD2	1.67	0.59
10:C16:8:VAL:HG23	10:C16:129:ASP:O	2.02	0.59
10:C16:453:LEU:HB3	10:C16:459:LEU:HD22	1.85	0.59
10:C16:1614:LEU:HD11	10:C16:1635:LEU:CD2	2.32	0.59
11:A24:515:LEU:HB3	11:A24:516:PRO:HD3	1.84	0.59
12:A:642:GLY:HA2	12:A:685:ARG:NE	2.16	0.59
10:C:1283:LEU:O	10:C:1287:MET:N	2.33	0.59
10:C:1583:ILE:HD11	10:C:1631:LYS:HB3	1.83	0.59
10:C8:582:GLU:HG3	10:C8:637:TYR:CE2	2.38	0.59
10:C8:1583:ILE:HD11	10:C8:1631:LYS:HB3	1.83	0.59
18:B:32:LEU:CD2	18:B:36:ILE:CG2	2.80	0.59
18:B:50:THR:HG21	18:B:179:GLN:HE22	1.63	0.59
18:B:536:ILE:HG21	18:B:545:VAL:HG11	1.83	0.59
18:B:968:PHE:CZ	18:B:998:LEU:HD23	2.37	0.59
18:B:1122:SER:C	18:B:1124:GLY:H	2.10	0.59
18:B8:334:PHE:CE1	18:B8:338:ILE:CD1	2.85	0.59

*Continued on next page...*

*Continued from previous page...*

Atom-1	Atom-2	Interatomic distance (Å)	Clash overlap (Å)
18:B8:618:VAL:CG1	18:B8:621:VAL:CG2	2.75	0.59
19:48:250:ILE:HD11	20:E8:163:ILE:CD1	2.22	0.59
19:48:329:SER:OG	19:48:333:SER:CB	2.50	0.59
20:E8:352:PHE:CD1	20:E8:451:ILE:CD1	2.78	0.59
21:H:366:MET:HE1	22:I:332:MET:HE2	1.83	0.59
21:H8:240:ILE:HD13	22:I8:174:GLN:OE1	2.02	0.59
21:H8:363:MET:SD	22:I8:332:MET:CE	2.81	0.59
22:I8:96:PHE:CE2	22:I8:113:HIS:CG	2.91	0.59
21:H24:253:ARG:NH2	23:J24:621:GLU:OE2	2.35	0.59
21:H16:240:ILE:HD13	22:I16:174:GLN:OE1	2.02	0.59
21:H16:253:ARG:NH2	23:J16:621:GLU:OE2	2.35	0.59
12:A48:259:ILE:CG2	12:A48:276:LEU:CD2	2.80	0.59
2:M:641:CYS:SG	2:M:668:LEU:HD23	2.42	0.59
1:R8:1059:ILE:HD13	24:D40:1435:ARG:NH2	2.18	0.59
2:M8:377:ARG:NH1	2:M8:477:ASP:CG	2.59	0.59
2:M8:385:LEU:CD1	2:M8:396:PHE:CD2	2.83	0.59
2:M8:641:CYS:SG	2:M8:668:LEU:HD23	2.42	0.59
2:M16:339:GLU:OE2	4:T8:638:SER:O	2.21	0.59
2:M16:478:TRP:HA	2:M16:513:PRO:HG2	1.83	0.59
2:M16:578:ARG:CZ	2:M16:582:GLU:OE2	2.50	0.59
3:N16:26:ILE:HD12	3:N16:40:VAL:HG21	1.84	0.59
5:P:109:ILE:HD13	14:W:18:PRO:HB2	1.84	0.59
5:P8:505:GLU:CD	6:O8:41:SER:HB3	2.27	0.59
5:P8:610:SER:C	5:P8:629:ARG:NH2	2.57	0.59
5:P16:247:GLU:OE1	5:P16:295:LYS:HA	2.03	0.59
5:P16:505:GLU:CD	6:O16:41:SER:HB3	2.27	0.59
8:L8:598:LEU:HD23	8:L8:627:ARG:NH1	2.16	0.59
8:L8:1077:LEU:HD13	9:K8:1086:VAL:HG11	1.77	0.59
9:K:1214:TYR:HB2	9:K:1269:CYS:SG	2.42	0.59
10:C24:8:VAL:HG23	10:C24:129:ASP:O	2.02	0.59
10:C24:16:LEU:CD2	10:C24:139:ARG:NH1	2.66	0.59
10:C24:123:TRP:CH2	10:C24:127:ARG:HD2	2.37	0.59
10:C24:919:ASP:H	10:C24:927:THR:CG2	2.16	0.59
10:C24:1699:LYS:NZ	23:J24:722:LEU:HD21	2.11	0.59
12:A:437:LEU:CD1	12:A:454:LYS:HZ3	2.16	0.59
13:V:804:VAL:HG13	14:W:695:LEU:HD11	1.84	0.59
13:V:835:GLU:HG2	15:J:648:TYR:HH	1.67	0.59
10:C:275:ALA:HB1	10:C:326:LEU:HD12	1.82	0.59
10:C:979:MET:HE2	10:C:1028:ILE:HG21	1.82	0.59
10:C:1023:LEU:HA	10:C:1210:ILE:HD11	1.84	0.59
10:C8:1615:PHE:HB3	10:C8:1674:LEU:HD23	1.84	0.59

*Continued on next page...*

*Continued from previous page...*

Atom-1	Atom-2	Interatomic distance (Å)	Clash overlap (Å)
11:A32:212:LYS:NZ	11:A32:585:MET:HE1	2.09	0.59
18:B:286:GLN:OE1	18:B:443:PHE:CD1	2.56	0.59
18:B:1129:LYS:O	18:B:1131:THR:N	2.34	0.59
18:B:1264:GLN:HE22	18:B:1394:TRP:HZ3	1.50	0.59
18:B8:286:GLN:OE1	18:B8:443:PHE:CD1	2.56	0.59
18:B8:968:PHE:CZ	18:B8:998:LEU:HD23	2.37	0.59
18:B8:1122:SER:C	18:B8:1124:GLY:H	2.09	0.59
18:B8:1856:PHE:CD1	18:B8:1857:PRO:HD2	2.36	0.59
19:4:55:GLN:C	19:4:57:ASN:N	2.60	0.59
21:H8:287:ILE:HG23	22:I8:273:LEU:CD1	2.31	0.59
22:I24:96:PHE:CE2	22:I24:113:HIS:CG	2.91	0.59
24:D:308:ASN:ND2	24:D16:753:ARG:CG	2.65	0.59
24:D32:764:GLU:OE1	24:D40:620:GLN:NE2	2.36	0.59
24:D40:839:GLU:CA	24:D40:971:HIS:CE1	2.85	0.59
12:A48:515:LEU:HB3	12:A48:516:PRO:HD3	1.84	0.59
1:R:1334:GLU:HB3	10:C:1170:VAL:HG23	1.84	0.59
3:N:26:ILE:HD12	3:N:40:VAL:HG21	1.84	0.59
1:R8:1115:TYR:CB	1:R8:1131:MET:HE3	2.32	0.59
2:M16:540:TYR:HD1	2:M16:555:LEU:HD21	1.38	0.59
5:P:247:GLU:OE1	5:P:295:LYS:HA	2.03	0.59
5:P8:214:LEU:CD2	5:P8:236:VAL:HG13	2.31	0.59
5:P8:451:LYS:CD	6:O8:312:ASN:O	2.50	0.59
9:K8:1074:ARG:NE	9:K8:1126:LEU:HD22	2.16	0.59
10:C16:16:LEU:CD2	10:C16:139:ARG:NH1	2.66	0.59
10:C16:1530:PHE:O	10:C16:1533:THR:OG1	2.20	0.59
10:C24:275:ALA:HB1	10:C24:326:LEU:HD12	1.83	0.59
10:C24:768:ARG:CZ	10:C24:775:LYS:CG	2.69	0.59
10:C24:1111:SER:C	10:C24:1113:LYS:N	2.58	0.59
10:C:16:LEU:CD2	10:C:139:ARG:NH1	2.66	0.59
10:C:667:ILE:CG2	10:C:669:GLY:C	2.68	0.59
10:C:1615:PHE:HB3	10:C:1674:LEU:HD23	1.84	0.59
10:C:1805:ASP:OD1	10:C:1830:LYS:NZ	2.27	0.59
10:C8:123:TRP:CH2	10:C8:127:ARG:HD2	2.36	0.59
10:C8:1614:LEU:HD11	10:C8:1635:LEU:CD2	2.32	0.59
11:A16:90:PHE:CD1	18:B:1788:ILE:HG22	2.28	0.59
18:B:202:LEU:CD1	18:B:820:ARG:HH11	2.15	0.59
18:B:235:ARG:NH1	18:B:308:GLU:CD	2.55	0.59
18:B:1205:ILE:CD1	18:B:1271:PHE:CE2	2.85	0.59
18:B8:684:ILE:HD11	24:D32:1065:ALA:HB3	1.84	0.59
18:B8:771:MET:CE	18:B8:840:VAL:HG21	2.32	0.59
18:B8:938:LEU:HD11	18:B8:1005:TYR:CZ	2.37	0.59

*Continued on next page...*

*Continued from previous page...*

Atom-1	Atom-2	Interatomic distance (Å)	Clash overlap (Å)
18:B8:1205:ILE:CD1	18:B8:1271:PHE:CE2	2.85	0.59
20:E:40:THR:HG22	20:E:125:SER:HB2	1.85	0.59
20:E:433:LYS:C	20:E:435:ALA:H	2.02	0.59
19:48:178:ASN:OD1	20:E8:416:LYS:HE2	2.03	0.59
19:48:306:ASP:OD1	19:48:307:PRO:CD	2.49	0.59
20:E8:40:THR:HG22	20:E8:125:SER:HB2	1.85	0.59
21:H:255:LEU:HD12	23:J32:655:GLU:CD	2.23	0.59
22:I16:289:LEU:HD23	22:I16:296:ARG:NH2	2.10	0.59
12:A48:388:VAL:HG12	12:A48:392:SER:HB2	1.85	0.59
1:R:1449:TRP:CE3	2:M:160:LEU:CD1	2.81	0.59
2:M:552:PHE:HZ	2:M:559:PHE:CE2	2.17	0.59
1:R8:1059:ILE:HD13	24:D40:1435:ARG:HH21	1.66	0.59
2:M8:354:ASP:C	2:M8:356:GLU:N	2.60	0.59
2:M8:417:ARG:HH21	8:L8:415:PHE:HE2	1.45	0.59
1:R16:1182:PRO:C	1:R16:1184:GLU:H	2.10	0.59
5:P:620:ILE:HG23	5:P:660:ARG:HH21	1.68	0.59
5:P16:157:SER:O	5:P16:251:LYS:NZ	2.22	0.59
5:P16:620:ILE:CG2	5:P16:660:ARG:NH2	2.66	0.59
8:L:1069:LEU:HD21	9:K:1086:VAL:HG21	1.85	0.59
8:L8:179:VAL:CG2	10:C32:1360:GLN:HG2	2.33	0.59
9:K8:911:LEU:HB3	9:K8:945:LEU:HD11	1.84	0.59
14:W:711:ARG:CG	10:C8:1609:ASP:OD2	2.50	0.59
10:C:619:LEU:CB	10:C:620:PRO:CD	2.79	0.59
10:C:1519:ARG:NH2	10:C:1578:LEU:HB2	2.18	0.59
10:C8:919:ASP:H	10:C8:927:THR:CG2	2.16	0.59
11:A16:388:VAL:HG12	11:A16:392:SER:HB2	1.85	0.59
11:A16:437:LEU:CD1	11:A16:454:LYS:NZ	2.66	0.59
18:B:671:MET:HE1	18:B:736:ALA:HB2	1.84	0.59
18:B8:235:ARG:NH1	18:B8:308:GLU:CD	2.55	0.59
18:B8:1058:ILE:HG23	18:B8:1154:ILE:HD11	1.85	0.59
18:B8:1505:MET:HE3	18:B8:1518:VAL:HG21	1.82	0.59
20:E8:350:GLU:HB3	20:E8:352:PHE:HD2	1.67	0.59
22:I24:210:LYS:C	22:I16:139:GLN:NE2	2.61	0.59
10:C32:743:PHE:CE2	10:C32:749:LEU:CD2	2.86	0.59
10:C32:1615:PHE:HB3	10:C32:1674:LEU:HD23	1.84	0.59
10:C32:1660:SER:C	10:C32:1662:ASP:N	2.59	0.59
12:A48:590:TYR:CD2	12:A48:623:LEU:HB3	2.38	0.59
1:R:1188:TYR:CZ	24:D:1459:LEU:CB	2.86	0.59
2:M:217:ILE:CD1	3:N:8:THR:HG21	2.33	0.59
1:R8:1269:LEU:HB3	5:P8:684:ARG:HG2	1.85	0.59
2:M8:762:LEU:HD13	2:M8:813:ASN:HD22	1.68	0.59

*Continued on next page...*

*Continued from previous page...*

Atom-1	Atom-2	Interatomic distance (Å)	Clash overlap (Å)
1:R16:1139:ARG:CB	1:R16:1157:ARG:CZ	2.79	0.59
5:P:96:VAL:CG1	5:P:481:ILE:HD13	2.31	0.59
5:P8:12:GLU:C	5:P8:14:VAL:N	2.60	0.59
9:K:1142:ARG:NH2	9:K:1204:THR:CA	2.56	0.59
9:K8:1232:LEU:HD23	9:K8:1265:ILE:HG21	1.82	0.59
10:C16:966:CYS:HA	10:C16:1025:LEU:HD12	1.83	0.59
10:C16:1318:ARG:HD3	10:C16:1398:PHE:CD1	2.37	0.59
11:A24:590:TYR:CD2	11:A24:623:LEU:HB3	2.38	0.59
10:C24:619:LEU:CB	10:C24:620:PRO:CD	2.79	0.59
12:A:515:LEU:HB3	12:A:516:PRO:HD3	1.84	0.59
14:W:659:ARG:NH2	15:J:583:LEU:CD2	2.53	0.59
14:W:715:ASP:C	10:C8:1568:ARG:NH1	2.61	0.59
10:C:743:PHE:CE2	10:C:749:LEU:CD2	2.86	0.59
10:C:1234:ASP:CG	10:C:1302:LYS:HZ2	2.09	0.59
10:C8:847:ARG:O	10:C8:906:ARG:NH1	2.34	0.59
10:C8:1002:LEU:CD2	10:C8:1012:ARG:CZ	2.79	0.59
10:C8:1519:ARG:NH2	10:C8:1578:LEU:HB2	2.18	0.59
11:A32:388:VAL:HG12	11:A32:392:SER:HB2	1.85	0.59
18:B8:729:LEU:CB	18:B8:1196:MET:CE	2.74	0.59
19:4:304:ILE:CD1	19:4:359:ALA:HA	2.33	0.59
19:48:244:GLN:NE2	20:E8:364:PHE:CD1	2.70	0.59
20:E8:443:ASP:O	20:E8:445:LYS:N	2.35	0.59
22:I24:196:VAL:CA	23:J24:620:MET:CE	2.46	0.59
23:J24:623:GLU:CD	23:J24:626:ARG:HH21	2.08	0.59
10:C32:8:VAL:HG23	10:C32:129:ASP:O	2.02	0.59
10:C32:453:LEU:HB3	10:C32:459:LEU:HD22	1.85	0.59
10:C32:919:ASP:H	10:C32:927:THR:CG2	2.16	0.59
10:C32:1234:ASP:CG	10:C32:1302:LYS:HZ2	2.10	0.59
10:C32:1318:ARG:HD3	10:C32:1398:PHE:CD1	2.37	0.59
1:R:1033:LYS:HE2	24:D:1432:THR:HB	1.85	0.59
1:R:1326:GLY:N	10:C:1154:TRP:NE1	2.51	0.59
1:R:1330:ALA:CB	10:C:1173:LEU:CD1	2.69	0.59
1:R:1349:ARG:HG3	1:R:1390:GLU:OE2	2.01	0.59
2:M8:417:ARG:HB2	8:L8:298:PHE:CE2	2.31	0.59
2:M16:211:MET:HE1	3:N16:280:ASN:HA	1.85	0.59
2:M16:251:HIS:CE1	2:M16:273:VAL:CG2	2.85	0.59
2:M16:762:LEU:HD13	2:M16:813:ASN:HD22	1.67	0.59
5:P8:614:VAL:CA	5:P8:629:ARG:NH1	2.66	0.59
5:P8:645:LEU:HB3	5:P8:646:PRO:HD3	1.85	0.59
5:P16:10:GLY:HA2	5:P16:26:TYR:OH	2.02	0.59
7:Q16:221:TRP:CD1	7:Q16:221:TRP:H	2.20	0.59

*Continued on next page...*

*Continued from previous page...*

Atom-1	Atom-2	Interatomic distance (Å)	Clash overlap (Å)
9:K:842:ILE:CG2	9:K:871:LEU:HD21	2.33	0.59
9:K8:955:TYR:CZ	9:K8:984:GLY:C	2.81	0.59
10:C16:743:PHE:CE2	10:C16:749:LEU:CD2	2.86	0.59
10:C16:919:ASP:H	10:C16:927:THR:CG2	2.16	0.59
10:C16:1547:LYS:NZ	24:D8:1405:GLY:C	2.61	0.59
10:C16:1693:LYS:NZ	10:C16:1749:ASP:OD1	2.33	0.59
10:C24:386:ASN:CA	10:C24:449:GLU:OE1	2.51	0.59
10:C24:743:PHE:CE2	10:C24:749:LEU:CD2	2.86	0.59
10:C24:1265:ARG:HH22	11:A40:115:SER:CB	2.15	0.59
11:A40:302:GLN:HE22	11:A40:324:ARG:HH11	1.49	0.59
11:A40:557:LEU:HD23	11:A40:561:ASP:HB3	1.85	0.59
12:A:437:LEU:CD1	12:A:454:LYS:NZ	2.66	0.59
10:C:582:GLU:HG3	10:C:637:TYR:CE2	2.38	0.59
18:B:457:SER:CA	18:B:548:ARG:HH11	2.14	0.59
18:B:938:LEU:HD11	18:B:1005:TYR:CZ	2.37	0.59
18:B8:202:LEU:CD1	18:B8:820:ARG:HH11	2.15	0.59
18:B8:664:LEU:HD11	18:B8:729:LEU:CD2	2.28	0.59
20:E:408:LEU:CD1	20:E:507:LEU:HD23	2.32	0.59
20:E:418:THR:C	20:E:420:LEU:H	2.11	0.59
19:48:419:PHE:HE2	19:48:424:LEU:HD11	1.68	0.59
20:E8:347:PRO:C	20:E8:349:THR:H	2.11	0.59
21:H16:244:ARG:NH2	22:I16:177:VAL:CG1	2.65	0.59
10:C32:1009:GLN:C	10:C32:1192:ARG:NH2	2.60	0.59
10:C32:1023:LEU:HA	10:C32:1210:ILE:HD11	1.84	0.59
10:C32:1265:ARG:HH22	12:A48:115:SER:CB	2.14	0.59
10:C32:1283:LEU:O	10:C32:1287:MET:N	2.33	0.59
1:R:1422:SER:CB	6:O:154:GLN:NE2	2.66	0.59
2:M:278:VAL:HG11	2:M:326:GLN:HG3	1.84	0.59
2:M:421:LEU:HD11	8:L:346:TRP:NE1	2.17	0.59
1:R16:1428:VAL:HG13	1:R16:1431:ARG:NE	2.18	0.59
2:M16:217:ILE:CD1	3:N16:8:THR:HG21	2.33	0.59
2:M16:627:TYR:CD1	3:N16:167:LEU:HA	2.38	0.59
5:P:645:LEU:HB3	5:P:646:PRO:HD3	1.85	0.59
5:P8:620:ILE:HG23	5:P8:660:ARG:HH21	1.68	0.59
9:K:1074:ARG:NE	9:K:1126:LEU:HD22	2.16	0.59
9:K8:840:TRP:CE3	9:K8:907:ILE:HD11	2.33	0.59
11:A24:740:LEU:HD11	24:D16:703:SER:OG	2.02	0.59
10:C24:510:TRP:N	10:C24:511:PRO:CD	2.66	0.59
10:C24:1616:ILE:C	10:C24:1618:SER:H	2.11	0.59
10:C24:1814:LYS:HZ1	23:J24:738:MET:HB3	0.59	0.59
13:V:897:SER:O	13:V:901:THR:OG1	2.20	0.59

*Continued on next page...*



*Continued from previous page...*

Atom-1	Atom-2	Interatomic distance (Å)	Clash overlap (Å)
14:W:645:HIS:ND1	14:W:649:LEU:CD1	2.58	0.59
10:C:1708:ARG:HA	10:C:1730:ILE:HD11	1.85	0.59
10:C:1807:LEU:HD23	10:C:1810:LEU:HD11	1.85	0.59
11:A32:326:TYR:CD1	17:F24:77:TYR:HB3	2.13	0.59
11:A32:590:TYR:CD2	11:A32:623:LEU:HB3	2.38	0.59
18:B:282:GLU:HG3	18:B:444:VAL:HG21	1.84	0.59
21:H:363:MET:HA	21:H:366:MET:HE3	1.85	0.59
21:H24:366:MET:HE1	22:I24:332:MET:HE2	1.83	0.59
22:I24:182:MET:CE	23:J24:605:LEU:HD23	2.33	0.59
22:I16:96:PHE:CE2	22:I16:113:HIS:CG	2.91	0.59
22:I16:182:MET:HE1	23:J16:605:LEU:HD23	1.85	0.59
24:D8:1330:ARG:NH1	24:D16:719:ARG:HB3	2.16	0.59
10:C32:16:LEU:CD2	10:C32:139:ARG:NH1	2.66	0.59
2:M8:343:MET:C	2:M8:345:ASP:N	2.56	0.59
2:M8:762:LEU:HD13	2:M8:813:ASN:ND2	2.17	0.59
2:M16:762:LEU:HD13	2:M16:813:ASN:ND2	2.17	0.59
5:P:214:LEU:CD2	5:P:236:VAL:HG13	2.31	0.59
5:P:620:ILE:CG2	5:P:660:ARG:NH2	2.66	0.59
5:P8:187:TRP:CZ3	5:P8:191:ARG:HD3	2.38	0.59
6:O8:23:ARG:HG2	6:O8:37:GLU:HG2	1.84	0.59
8:L8:608:PHE:HZ	8:L8:635:MET:O	1.85	0.59
9:K:1019:ARG:NE	9:K:1059:ARG:CD	2.55	0.59
10:C16:275:ALA:HB1	10:C16:326:LEU:HD12	1.83	0.59
10:C16:510:TRP:N	10:C16:511:PRO:CD	2.66	0.59
10:C16:653:TYR:N	10:C16:654:PRO:CD	2.66	0.59
10:C16:1535:LEU:HB3	10:C16:1548:ILE:HD13	1.85	0.59
10:C24:847:ARG:O	10:C24:906:ARG:NH1	2.34	0.59
10:C24:1708:ARG:HG3	10:C24:1730:ILE:CD1	2.33	0.59
11:A40:437:LEU:CD1	11:A40:454:LYS:NZ	2.66	0.59
14:W:714:LEU:C	10:C8:1568:ARG:NH1	2.59	0.59
10:C:982:LEU:O	10:C:990:PHE:CE2	2.56	0.59
11:A16:714:GLY:CA	24:D16:1398:ARG:CZ	2.80	0.59
18:B:495:THR:CG2	18:B:549:TRP:HE1	2.15	0.59
18:B8:495:THR:CG2	18:B8:549:TRP:HE1	2.15	0.59
18:B8:719:GLU:OE2	18:B8:766:LYS:CE	2.51	0.59
18:B8:854:SER:O	18:B8:855:GLY:O	2.21	0.59
19:4:419:PHE:HE2	19:4:424:LEU:HD11	1.68	0.59
22:I24:182:MET:HE1	23:J24:605:LEU:HD23	1.85	0.59
21:H16:287:ILE:HG23	22:I16:273:LEU:CD1	2.31	0.59
22:I16:182:MET:CE	23:J16:605:LEU:HD23	2.33	0.59
10:C32:1807:LEU:HD23	10:C32:1810:LEU:HD11	1.85	0.59

*Continued on next page...*



*Continued from previous page...*

Atom-1	Atom-2	Interatomic distance (Å)	Clash overlap (Å)
1:R:1139:ARG:CB	1:R:1157:ARG:CZ	2.81	0.58
1:R:1204:ASN:C	1:R:1206:GLN:H	2.11	0.58
1:R:1266:THR:CA	5:P:684:ARG:HH21	2.16	0.58
2:M:757:VAL:HG12	2:M:758:GLU:N	2.18	0.58
1:R8:1099:ALA:O	1:R8:1137:ARG:NH1	2.36	0.58
5:P:477:GLN:OE1	5:P:511:LYS:HE2	2.03	0.58
5:P8:620:ILE:CG2	5:P8:660:ARG:NH2	2.66	0.58
5:P16:220:GLU:CD	5:P16:232:ARG:HH12	2.11	0.58
5:P16:477:GLN:OE1	5:P16:511:LYS:HE2	2.03	0.58
6:O16:23:ARG:HG2	6:O16:37:GLU:HG2	1.84	0.58
9:K8:912:TYR:CE2	9:K8:961:ILE:HG12	2.39	0.58
9:K16:649:MET:HA	9:K16:704:ARG:HH21	1.67	0.58
10:C16:717:GLU:HG2	23:J8:656:ARG:NE	2.17	0.58
10:C24:736:ILE:HD11	10:C24:794:LYS:HZ2	1.68	0.58
10:C24:1519:ARG:NH2	10:C24:1578:LEU:HB2	2.18	0.58
11:A40:590:TYR:CD2	11:A40:623:LEU:HB3	2.38	0.58
12:A:302:GLN:HE22	12:A:324:ARG:NH1	1.96	0.58
12:A:388:VAL:HG12	12:A:392:SER:HB2	1.85	0.58
10:C:653:TYR:N	10:C:654:PRO:CD	2.66	0.58
10:C8:16:LEU:CD2	10:C8:139:ARG:NH1	2.66	0.58
10:C8:898:GLN:HG3	10:C8:1138:GLU:CG	2.33	0.58
11:A32:578:LEU:HD11	11:A32:630:ARG:HG3	1.85	0.58
18:B:273:MET:HG3	18:B:390:HIS:HD2	1.67	0.58
18:B:719:GLU:OE2	18:B:766:LYS:CE	2.51	0.58
18:B8:749:HIS:HA	18:B8:752:TRP:CD2	2.38	0.58
18:B8:1438:LEU:HD13	18:B8:1462:LEU:HD11	1.84	0.58
20:E:353:ILE:HD12	20:E:413:PHE:O	2.03	0.58
19:48:423:PRO:HD2	19:48:441:PHE:CE1	2.38	0.58
20:E8:408:LEU:CD1	20:E8:507:LEU:HD23	2.33	0.58
20:E8:418:THR:C	20:E8:420:LEU:H	2.11	0.58
21:H:287:ILE:HG23	22:I:273:LEU:CD1	2.32	0.58
24:D:308:ASN:CG	24:D16:753:ARG:NH2	2.60	0.58
10:C32:407:LYS:HG3	10:C32:465:PHE:HE1	1.64	0.58
10:C32:962:PHE:HE2	10:C32:997:ILE:CD1	2.16	0.58
10:C32:1010:ALA:HA	10:C32:1192:ARG:HH21	1.65	0.58
1:R:1324:ASP:OD1	10:C:1180:ILE:CG2	2.51	0.58
2:M:202:LYS:CE	2:M:206:SER:HG	2.11	0.58
2:M:847:PHE:CB	4:T:656:TRP:CE3	2.32	0.58
1:R8:1188:TYR:OH	24:D40:1459:LEU:CD1	2.48	0.58
1:R8:1428:VAL:HG13	1:R8:1431:ARG:NE	2.18	0.58
1:R16:1099:ALA:O	1:R16:1137:ARG:NH1	2.37	0.58

*Continued on next page...*

*Continued from previous page...*

Atom-1	Atom-2	Interatomic distance (Å)	Clash overlap (Å)
2:M16:417:ARG:HB2	8:L16:298:PHE:HE2	1.60	0.58
5:P:10:GLY:HA2	5:P:26:TYR:OH	2.02	0.58
5:P:318:THR:CG2	13:V:763:LYS:HZ2	2.13	0.58
5:P8:214:LEU:HD23	5:P8:236:VAL:HG13	1.81	0.58
5:P8:247:GLU:OE1	5:P8:295:LYS:HA	2.03	0.58
5:P8:477:GLN:OE1	5:P8:511:LYS:HE2	2.03	0.58
9:K:999:PHE:CD1	9:K:1023:LEU:HD21	2.39	0.58
9:K:1198:LEU:HD11	9:K:1267:LEU:CD2	2.28	0.58
10:C16:1708:ARG:HG3	10:C16:1730:ILE:CD1	2.33	0.58
11:A24:694:GLU:OE2	24:D8:1397:THR:C	2.46	0.58
10:C24:1318:ARG:HD3	10:C24:1398:PHE:CD1	2.37	0.58
10:C24:1535:LEU:HB3	10:C24:1548:ILE:HD13	1.85	0.58
10:C:8:VAL:HG23	10:C:129:ASP:O	2.02	0.58
10:C:1439:ILE:CD1	10:C:1457:LEU:CD1	2.75	0.58
10:C8:8:VAL:HG23	10:C8:129:ASP:O	2.02	0.58
10:C8:667:ILE:HA	10:C8:670:GLU:H	1.68	0.58
10:C8:1050:HIS:CE1	10:C8:1086:LYS:HZ1	2.18	0.58
10:C8:1283:LEU:O	10:C8:1287:MET:N	2.33	0.58
11:A16:578:LEU:HD11	11:A16:630:ARG:HG3	1.85	0.58
11:A32:557:LEU:HD23	11:A32:561:ASP:HB3	1.85	0.58
19:4:63:GLY:O	19:4:64:ASP:C	2.37	0.58
19:4:244:GLN:NE2	20:E:364:PHE:CD1	2.70	0.58
19:48:110:GLY:HA2	19:48:418:LYS:HE3	1.84	0.58
22:I:96:PHE:CE2	22:I:113:HIS:CG	2.91	0.58
22:I8:182:MET:HE1	23:J8:605:LEU:HD23	1.85	0.58
24:D8:472:ILE:HD11	24:D8:539:THR:HG22	1.85	0.58
10:C32:1519:ARG:NH2	10:C32:1578:LEU:HB2	2.18	0.58
10:C32:1614:LEU:HD11	10:C32:1635:LEU:CD2	2.32	0.58
10:C32:1708:ARG:HA	10:C32:1730:ILE:HD11	1.85	0.58
1:R:1166:ASN:HD21	5:P:672:LEU:HD22	1.60	0.58
2:M:354:ASP:C	2:M:356:GLU:N	2.60	0.58
2:M:672:TYR:CG	2:M:680:LYS:CE	2.86	0.58
5:P:47:ASN:OD1	5:P:471:SER:CB	2.50	0.58
6:O8:119:ARG:HG3	6:O8:181:GLU:O	2.03	0.58
9:K:912:TYR:CE2	9:K:961:ILE:HG12	2.38	0.58
10:C16:1290:HIS:CD2	10:C16:1334:MET:HE3	2.26	0.58
10:C16:1290:HIS:HD2	10:C16:1334:MET:HE2	1.66	0.58
10:C16:1547:LYS:CD	24:D8:1406:SER:HB2	2.32	0.58
11:A24:437:LEU:CD1	11:A24:454:LYS:HZ3	2.16	0.58
10:C24:278:ARG:NH1	10:C24:327:ILE:CG2	2.67	0.58
10:C24:847:ARG:NH2	10:C24:910:SER:CB	2.59	0.58

*Continued on next page...*

*Continued from previous page...*

Atom-1	Atom-2	Interatomic distance (Å)	Clash overlap (Å)
10:C24:1036:SER:HB2	10:C24:1040:HIS:HB3	1.86	0.58
10:C24:1274:ALA:C	10:C24:1276:SER:N	2.48	0.58
10:C24:1728:ASP:O	21:H24:275:LYS:HE3	2.03	0.58
11:A40:156:MET:CA	11:A40:555:HIS:NE2	2.65	0.58
12:A:590:TYR:CD2	12:A:623:LEU:HB3	2.38	0.58
14:W:265:MET:HE2	14:W:301:LEU:CD2	2.34	0.58
10:C:278:ARG:NH1	10:C:327:ILE:CG2	2.67	0.58
10:C:919:ASP:H	10:C:927:THR:CG2	2.16	0.58
10:C:1111:SER:C	10:C:1113:LYS:N	2.58	0.58
10:C:1318:ARG:HD3	10:C:1398:PHE:CD1	2.37	0.58
10:C:1614:LEU:HD11	10:C:1635:LEU:CD2	2.32	0.58
10:C8:663:ILE:HG22	10:C8:667:ILE:CG2	2.33	0.58
10:C8:1708:ARG:HA	10:C8:1730:ILE:HD11	1.85	0.58
11:A16:590:TYR:CD2	11:A16:623:LEU:HB3	2.38	0.58
11:A16:845:THR:OG1	24:D16:1297:HIS:CE1	2.56	0.58
11:A32:288:HIS:HB2	11:A32:354:ARG:HH12	1.64	0.58
18:B:749:HIS:HA	18:B:752:TRP:CD2	2.38	0.58
18:B:1575:GLN:NE2	24:D16:1403:LEU:HG	2.17	0.58
18:B8:1264:GLN:HE22	18:B8:1394:TRP:HZ3	1.50	0.58
20:E:350:GLU:HB3	20:E:352:PHE:HD2	1.67	0.58
10:C32:582:GLU:HG3	10:C32:637:TYR:CE2	2.37	0.58
10:C32:1530:PHE:O	10:C32:1533:THR:OG1	2.20	0.58
10:C32:1535:LEU:HB3	10:C32:1548:ILE:HD13	1.85	0.58
12:A48:288:HIS:HB2	12:A48:354:ARG:HH12	1.64	0.58
12:A48:322:ARG:NH1	12:A48:351:PHE:CZ	2.72	0.58
1:R:1428:VAL:HG13	1:R:1431:ARG:NE	2.18	0.58
2:M:247:PRO:N	2:M:290:ILE:HD13	2.19	0.58
2:M8:377:ARG:HH12	2:M8:477:ASP:HB2	1.61	0.58
2:M8:627:TYR:HD1	2:M8:627:TYR:N	2.00	0.58
3:N8:263:TRP:NE1	3:N8:279:GLY:HA2	2.18	0.58
5:P:109:ILE:CD1	14:W:18:PRO:CB	2.81	0.58
7:Q:211:GLY:O	7:Q:212:GLU:HG3	2.04	0.58
7:Q8:142:TRP:CD2	7:Q8:148:CYS:HB3	2.38	0.58
5:P16:505:GLU:OE1	6:O16:41:SER:HB3	2.03	0.58
7:Q16:142:TRP:CD2	7:Q16:148:CYS:HB3	2.38	0.58
9:K8:1214:TYR:HB2	9:K8:1269:CYS:SG	2.42	0.58
10:C16:278:ARG:NH1	10:C16:327:ILE:CG2	2.67	0.58
10:C24:1126:ASP:CG	24:D24:1069:GLY:HA3	2.28	0.58
11:A40:322:ARG:NH1	11:A40:351:PHE:CZ	2.72	0.58
18:B:854:SER:O	18:B:855:GLY:O	2.22	0.58
20:E:433:LYS:C	20:E:435:ALA:N	2.60	0.58

*Continued on next page...*

*Continued from previous page...*

Atom-1	Atom-2	Interatomic distance (Å)	Clash overlap (Å)
19:48:304:ILE:CD1	19:48:359:ALA:HA	2.33	0.58
22:I:96:PHE:HE2	22:I:113:HIS:CG	2.21	0.58
22:I:182:MET:CE	23:J32:605:LEU:HD23	2.33	0.58
22:I:182:MET:HE1	23:J32:605:LEU:HD23	1.85	0.58
21:H24:240:ILE:HD13	22:I24:174:GLN:OE1	2.02	0.58
22:I24:96:PHE:HE2	22:I24:113:HIS:CG	2.21	0.58
22:I16:207:PRO:C	22:I16:209:TRP:N	2.60	0.58
24:D24:472:ILE:HD11	24:D24:539:THR:HG22	1.85	0.58
10:C32:663:ILE:HG22	10:C32:667:ILE:HG23	1.85	0.58
10:C32:1230:TYR:HB2	10:C32:1291:LEU:HD21	1.85	0.58
1:R:1324:ASP:OD2	10:C:1180:ILE:CB	2.50	0.58
2:M8:173:SER:OG	3:N8:234:GLN:NE2	2.31	0.58
2:M16:377:ARG:NH1	2:M16:477:ASP:HB2	2.11	0.58
2:M16:385:LEU:HD11	2:M16:396:PHE:HE2	1.58	0.58
2:M16:641:CYS:SG	2:M16:668:LEU:HD23	2.42	0.58
3:N16:208:LYS:HB3	3:N16:239:ILE:CD1	2.34	0.58
5:P:56:ASN:CB	5:P:59:LEU:HD12	2.27	0.58
6:O:119:ARG:HG3	6:O:181:GLU:O	2.03	0.58
7:Q:142:TRP:CD2	7:Q:148:CYS:HB3	2.38	0.58
5:P8:303:LYS:HB3	5:P8:304:PRO:HD3	1.84	0.58
5:P16:620:ILE:HG23	5:P16:660:ARG:HH21	1.68	0.58
6:O16:179:LYS:HB3	6:O16:183:GLN:HB2	1.86	0.58
8:L16:173:ASP:HB2	12:A48:783:PHE:HE1	1.66	0.58
10:C16:743:PHE:CZ	10:C16:749:LEU:CD2	2.87	0.58
10:C16:1036:SER:HB2	10:C16:1040:HIS:HB3	1.85	0.58
10:C16:1230:TYR:HB2	10:C16:1291:LEU:HD21	1.85	0.58
10:C16:1821:VAL:HG11	11:A24:144:LYS:HE2	1.86	0.58
11:A24:437:LEU:CD1	11:A24:454:LYS:NZ	2.66	0.58
11:A24:696:ILE:CD1	11:A24:728:ILE:CD1	2.82	0.58
10:C24:582:GLU:HG3	10:C24:637:TYR:CE2	2.38	0.58
10:C24:743:PHE:CZ	10:C24:749:LEU:CD2	2.87	0.58
10:C24:1230:TYR:HB2	10:C24:1291:LEU:HD21	1.85	0.58
12:A:109:HIS:NE2	10:C:1212:GLU:OE1	2.26	0.58
10:C8:420:TYR:CE1	10:C8:435:SER:HB3	2.39	0.58
10:C8:1535:LEU:HB3	10:C8:1548:ILE:HD13	1.85	0.58
18:B:1529:GLU:OE2	24:D16:1415:LEU:HD21	2.04	0.58
18:B8:273:MET:HG3	18:B8:390:HIS:HD2	1.67	0.58
18:B8:1668:PHE:CZ	18:B8:1731:PHE:HD2	2.22	0.58
21:H16:363:MET:HA	21:H16:366:MET:HE3	1.85	0.58
10:C32:653:TYR:N	10:C32:654:PRO:CD	2.66	0.58
2:M:816:ARG:HH22	2:M:849:LEU:HD22	1.68	0.58

*Continued on next page...*

*Continued from previous page...*

Atom-1	Atom-2	Interatomic distance (Å)	Clash overlap (Å)
2:M16:554:PHE:CE2	2:M16:555:LEU:HG	2.39	0.58
5:P:187:TRP:CZ3	5:P:191:ARG:HD3	2.38	0.58
5:P16:538:LYS:HD3	6:O16:86:GLU:OE1	2.04	0.58
5:P16:645:LEU:HB3	5:P16:646:PRO:HD3	1.85	0.58
8:L8:557:PHE:HB2	8:L8:634:HIS:CD2	2.38	0.58
8:L8:1089:MET:CE	9:K8:1000:SER:HB2	2.24	0.58
8:L16:1026:ARG:HE	9:K16:1284:MET:HE3	1.67	0.58
9:K:635:ALA:CB	9:K:655:GLN:CD	2.63	0.58
9:K:703:LEU:CD1	9:K:805:ILE:HD11	2.33	0.58
9:K8:703:LEU:CD1	9:K8:805:ILE:HD11	2.33	0.58
9:K8:842:ILE:CG2	9:K8:871:LEU:HD21	2.33	0.58
10:C16:582:GLU:HG3	10:C16:637:TYR:CE2	2.38	0.58
10:C16:1519:ARG:NH2	10:C16:1578:LEU:HB2	2.18	0.58
11:A24:246:SER:HB2	17:F:61:THR:OG1	2.04	0.58
11:A40:246:SER:HB2	17:F16:61:THR:OG1	2.04	0.58
12:A:353:LEU:HD11	12:A:381:TRP:CZ3	2.39	0.58
13:V:817:GLN:C	13:V:819:ALA:N	2.57	0.58
10:C:1023:LEU:HD22	10:C:1210:ILE:CD1	2.34	0.58
10:C8:510:TRP:N	10:C8:511:PRO:CD	2.66	0.58
10:C8:960:PHE:CZ	10:C8:1138:GLU:CB	2.87	0.58
10:C8:1111:SER:OG	10:C8:1114:TYR:CD2	2.57	0.58
10:C8:1318:ARG:HD3	10:C8:1398:PHE:CD1	2.37	0.58
11:A32:515:LEU:HB3	11:A32:516:PRO:HD3	1.84	0.58
18:B:1668:PHE:CZ	18:B:1731:PHE:HD2	2.22	0.58
18:B8:1101:TYR:CD2	18:B8:1132:TRP:CZ3	2.92	0.58
19:4:189:LEU:HD22	19:4:203:LEU:HD21	1.83	0.58
20:E:429:PRO:HG2	24:D:69:VAL:HG22	1.85	0.58
21:H8:363:MET:HA	21:H8:366:MET:HE3	1.85	0.58
21:H24:363:MET:HA	21:H24:366:MET:HE3	1.85	0.58
24:D:403:ARG:O	24:D16:748:GLU:OE1	2.21	0.58
10:C32:743:PHE:CZ	10:C32:749:LEU:CD2	2.87	0.58
12:A48:578:LEU:HD11	12:A48:630:ARG:HG3	1.85	0.58
1:R:1099:ALA:O	1:R:1137:ARG:NH1	2.36	0.58
1:R:1428:VAL:CB	6:O:165:LYS:NZ	2.67	0.58
2:M:554:PHE:CE2	2:M:555:LEU:HG	2.39	0.58
3:N:256:LYS:HD2	3:N:286:TRP:CH2	2.39	0.58
2:M8:217:ILE:CD1	3:N8:8:THR:HG21	2.33	0.58
2:M8:377:ARG:NH1	2:M8:477:ASP:HB2	2.11	0.58
2:M8:816:ARG:HH22	2:M8:849:LEU:HD22	1.68	0.58
5:P:12:GLU:C	5:P:14:VAL:N	2.60	0.58
7:Q:341:GLN:CB	10:C8:751:ARG:NH1	2.65	0.58

*Continued on next page...*

*Continued from previous page...*

Atom-1	Atom-2	Interatomic distance (Å)	Clash overlap (Å)
7:Q8:258:ARG:C	7:Q8:259:TRP:HD1	2.11	0.58
6:O16:119:ARG:HG3	6:O16:181:GLU:O	2.03	0.58
7:Q16:200:PHE:HA	7:Q16:230:VAL:HG23	1.85	0.58
7:Q16:211:GLY:O	7:Q16:212:GLU:HG3	2.04	0.58
9:K:792:LEU:HD11	9:K:864:ILE:CD1	2.05	0.58
11:A40:493:TYR:OH	17:F16:57:PRO:O	2.17	0.58
11:A40:694:GLU:OE2	24:D24:1397:THR:C	2.47	0.58
13:V:906:LEU:HA	14:W:784:LEU:HD12	1.86	0.58
10:C:453:LEU:HB3	10:C:459:LEU:HD22	1.85	0.58
10:C:510:TRP:N	10:C:511:PRO:CD	2.66	0.58
10:C:1230:TYR:HB2	10:C:1291:LEU:HD21	1.85	0.58
10:C:1616:ILE:C	10:C:1618:SER:H	2.11	0.58
10:C8:453:LEU:HB3	10:C8:459:LEU:HD22	1.85	0.58
10:C8:743:PHE:CE2	10:C8:749:LEU:CD2	2.86	0.58
11:A16:353:LEU:HD11	11:A16:381:TRP:CZ3	2.39	0.58
11:A32:302:GLN:HE22	11:A32:324:ARG:HH11	1.49	0.58
11:A32:353:LEU:HD11	11:A32:381:TRP:CZ3	2.39	0.58
18:B:684:ILE:HD11	24:D16:1065:ALA:HB3	1.85	0.58
18:B:1101:TYR:CD2	18:B:1132:TRP:CZ3	2.92	0.58
18:B8:282:GLU:HG3	18:B8:444:VAL:HG21	1.84	0.58
18:B8:682:TYR:C	18:B8:684:ILE:N	2.60	0.58
18:B8:856:LEU:HD11	18:B8:907:SER:CB	2.32	0.58
18:B8:1342:LEU:HD23	18:B8:1406:ALA:HB3	1.82	0.58
18:B8:1637:VAL:HG21	24:D32:1405:GLY:H	1.67	0.58
19:4:178:ASN:OD1	20:E:416:LYS:HE2	2.03	0.58
20:E8:353:ILE:HD13	20:E8:413:PHE:HD2	0.69	0.58
2:M:211:MET:HE1	3:N:280:ASN:HA	1.85	0.58
6:O:179:LYS:HB3	6:O:183:GLN:HB2	1.86	0.58
7:Q:258:ARG:C	7:Q:259:TRP:HD1	2.11	0.58
5:P8:675:LEU:CD1	5:P8:704:LEU:HD12	2.34	0.58
6:O8:179:LYS:HB3	6:O8:183:GLN:HB2	1.86	0.58
7:Q8:211:GLY:O	7:Q8:212:GLU:HG3	2.04	0.58
6:O16:180:GLY:C	6:O16:182:GLU:N	2.59	0.58
8:L16:1031:PRO:HG3	8:L16:1068:PHE:HE1	1.69	0.58
9:K:1198:LEU:HD21	9:K:1271:GLU:OE1	2.03	0.58
9:K8:751:LEU:CD2	9:K8:754:ARG:NH1	2.60	0.58
9:K8:1198:LEU:HD21	9:K8:1271:GLU:OE1	2.03	0.58
11:A24:353:LEU:HD11	11:A24:381:TRP:CZ3	2.39	0.58
10:C24:1002:LEU:CD1	10:C24:1019:ARG:NH1	2.64	0.58
12:A:806:GLN:CG	12:A:847:ARG:HH22	2.16	0.58
14:W:714:LEU:O	10:C8:1568:ARG:NH2	2.36	0.58

*Continued on next page...*



*Continued from previous page...*

Atom-1	Atom-2	Interatomic distance (Å)	Clash overlap (Å)
10:C:169:GLN:OE1	10:C:169:GLN:CA	2.44	0.58
10:C:584:ILE:HG23	10:C:588:LEU:HD23	1.86	0.58
10:C:1050:HIS:CE1	10:C:1086:LYS:HZ1	2.15	0.58
10:C8:8:VAL:HG23	10:C8:133:THR:HG1	1.68	0.58
10:C8:75:GLN:HE21	10:C8:112:PRO:CG	2.16	0.58
10:C8:854:LEU:CD2	10:C8:911:ILE:HD11	2.33	0.58
11:A16:137:GLU:CG	18:B:1901:GLN:NE2	2.39	0.58
11:A16:698:LYS:CD	24:D16:1392:MET:O	2.51	0.58
11:A16:713:ASP:CG	11:A16:717:ARG:HE	2.10	0.58
11:A32:713:ASP:CG	11:A32:717:ARG:HE	2.10	0.58
18:B:682:TYR:C	18:B:684:ILE:N	2.60	0.58
18:B:991:ASP:C	18:B:993:ALA:N	2.62	0.58
18:B:1227:TYR:CE1	18:B:1236:MET:HE1	2.38	0.58
18:B8:195:MET:HE2	18:B8:199:LEU:HD23	0.59	0.58
20:E:432:ILE:CG2	20:E:434:TRP:CD1	2.87	0.58
20:E8:52:VAL:HG11	20:E8:121:VAL:CG2	2.33	0.58
20:E8:352:PHE:HE1	20:E8:451:ILE:CD1	1.94	0.58
20:E8:353:ILE:HD12	20:E8:413:PHE:O	2.03	0.58
20:E8:432:ILE:CG2	20:E8:434:TRP:CD1	2.87	0.58
20:E8:434:TRP:CD1	24:D40:72:GLU:CB	2.62	0.58
21:H8:352:LEU:HD21	22:I8:318:VAL:HG12	1.85	0.58
22:I24:131:ARG:HE	23:J24:557:ARG:HH22	1.52	0.58
2:M8:578:ARG:CZ	2:M8:582:GLU:OE2	2.50	0.58
2:M8:757:VAL:HG12	2:M8:758:GLU:N	2.18	0.58
7:Q8:309:SER:OG	7:Q8:311:ASP:OD1	2.20	0.58
8:L16:1026:ARG:HE	9:K16:1284:MET:CE	2.16	0.58
9:K:1232:LEU:CD2	9:K:1265:ILE:HG21	2.30	0.58
9:K8:999:PHE:CD1	9:K8:1023:LEU:HD21	2.39	0.58
10:C16:561:ASN:OD1	10:C16:562:PRO:CD	2.50	0.58
11:A24:388:VAL:HG12	11:A24:392:SER:HB2	1.85	0.58
11:A40:388:VAL:HG12	11:A40:392:SER:HB2	1.85	0.58
11:A40:578:LEU:HD11	11:A40:630:ARG:HG3	1.85	0.58
13:V:783:TRP:HZ2	14:W:671:GLU:CG	2.16	0.58
10:C:453:LEU:CD2	10:C:459:LEU:CG	2.82	0.58
10:C:966:CYS:CB	10:C:1021:TRP:CE3	2.86	0.58
10:C:1111:SER:OG	10:C:1114:TYR:CD2	2.57	0.58
10:C8:1336:ALA:C	10:C8:1338:ASP:N	2.62	0.58
10:C8:1530:PHE:O	10:C8:1533:THR:OG1	2.20	0.58
11:A32:437:LEU:CD1	11:A32:454:LYS:NZ	2.66	0.58
18:B:459:PHE:CD2	18:B:460:PRO:HA	2.39	0.58
18:B:712:PRO:HG2	18:B:759:MET:HE1	0.61	0.58

*Continued on next page...*



*Continued from previous page...*

Atom-1	Atom-2	Interatomic distance (Å)	Clash overlap (Å)
18:B:1788:ILE:HG22	18:B:1788:ILE:O	2.03	0.58
18:B8:32:LEU:CD2	18:B8:36:ILE:HG21	2.34	0.58
20:E8:128:SER:O	20:E8:131:PRO:HD2	2.04	0.58
24:D:403:ARG:HB3	24:D16:748:GLU:CD	2.26	0.58
10:C32:1336:ALA:C	10:C32:1338:ASP:N	2.62	0.58
1:R:768:LEU:HG	24:D:1362:VAL:CA	2.34	0.58
2:M:250:LEU:HD13	2:M:286:SER:CB	2.32	0.58
2:M:250:LEU:CD1	2:M:286:SER:CB	2.82	0.58
2:M:593:HIS:CD2	3:N:224:LEU:CD2	2.84	0.58
2:M8:762:LEU:CD1	2:M8:813:ASN:HD22	2.17	0.58
3:N8:256:LYS:HD2	3:N8:286:TRP:CH2	2.39	0.58
2:M16:757:VAL:HG12	2:M16:758:GLU:N	2.18	0.58
5:P:675:LEU:CD1	5:P:704:LEU:HD12	2.34	0.58
5:P16:12:GLU:C	5:P16:14:VAL:N	2.60	0.58
10:C16:8:VAL:CG2	10:C16:133:THR:OG1	2.52	0.58
10:C24:513:LEU:HD13	10:C24:549:TYR:CB	2.34	0.58
11:A40:224:PHE:O	11:A40:226:PRO:HD3	2.04	0.58
10:C:286:ILE:CG2	10:C:292:PHE:CD1	2.87	0.58
10:C:743:PHE:CZ	10:C:749:LEU:CD2	2.87	0.58
10:C8:653:TYR:N	10:C8:654:PRO:CD	2.66	0.58
18:B:1116:GLU:C	18:B:1117:THR:O	2.47	0.58
19:4:103:GLN:OE1	19:4:411:LEU:CD1	2.51	0.58
19:48:117:ILE:HG13	19:48:150:LEU:HD23	1.86	0.58
22:I8:96:PHE:HE2	22:I8:113:HIS:CG	2.21	0.58
22:I8:182:MET:CE	23:J8:605:LEU:HD23	2.33	0.58
23:J24:653:LEU:HD23	23:J24:656:ARG:NH2	2.18	0.58
24:D:472:ILE:HD11	24:D:539:THR:HG22	1.85	0.58
10:C32:8:VAL:CG2	10:C32:133:THR:OG1	2.52	0.58
2:M:762:LEU:CD1	2:M:813:ASN:HD22	2.17	0.57
1:R8:1188:TYR:CE1	24:D40:1459:LEU:CB	2.86	0.57
5:P:220:GLU:CD	5:P:232:ARG:HH12	2.11	0.57
6:O:224:ASP:OD1	6:O:251:LYS:NZ	2.36	0.57
5:P16:96:VAL:CG1	5:P16:481:ILE:HD13	2.31	0.57
5:P16:187:TRP:CZ3	5:P16:191:ARG:HD3	2.38	0.57
5:P16:261:LEU:HA	5:P16:264:LEU:HD12	1.86	0.57
10:C16:390:HIS:CD2	10:C16:452:LEU:CD2	2.78	0.57
10:C16:643:LEU:CD2	10:C16:675:ASP:CG	2.69	0.57
10:C16:1449:GLU:OE1	24:D8:1151:SER:HA	2.03	0.57
10:C24:561:ASN:OD1	10:C24:562:PRO:CD	2.50	0.57
10:C24:720:HIS:HE1	23:J16:629:ASN:OD1	1.87	0.57
10:C24:1814:LYS:HZ3	23:J24:738:MET:CG	2.17	0.57

*Continued on next page...*

*Continued from previous page...*

Atom-1	Atom-2	Interatomic distance (Å)	Clash overlap (Å)
12:A:578:LEU:HD11	12:A:630:ARG:HG3	1.85	0.57
10:C8:513:LEU:HD13	10:C8:549:TYR:CB	2.34	0.57
11:A16:257:GLN:NE2	11:A16:263:ASP:CG	2.60	0.57
11:A16:711:ARG:CD	24:D16:1398:ARG:HG2	2.34	0.57
11:A32:112:ALA:HB1	18:B8:1416:LYS:HZ3	1.65	0.57
11:A32:224:PHE:O	11:A32:226:PRO:HD3	2.04	0.57
11:A32:257:GLN:NE2	11:A32:263:ASP:CG	2.60	0.57
11:A32:259:ILE:CG2	11:A32:276:LEU:CD2	2.80	0.57
11:A32:322:ARG:NH1	11:A32:351:PHE:CZ	2.72	0.57
18:B8:728:GLY:O	18:B8:1197:VAL:CG2	2.52	0.57
18:B8:1788:ILE:HG22	18:B8:1788:ILE:O	2.03	0.57
19:48:322:LEU:HD21	19:48:355:ILE:HD13	1.86	0.57
21:H:352:LEU:HD21	22:I:318:VAL:HG12	1.86	0.57
22:I:131:ARG:HE	23:J32:557:ARG:HH22	1.52	0.57
21:H24:154:VAL:HG13	21:H24:188:ARG:CG	2.34	0.57
22:I16:96:PHE:HE2	22:I16:113:HIS:CG	2.21	0.57
10:C32:513:LEU:HD13	10:C32:549:TYR:CB	2.34	0.57
10:C32:1616:ILE:C	10:C32:1618:SER:H	2.11	0.57
2:M8:627:TYR:CG	3:N8:167:LEU:HA	2.36	0.57
3:N16:226:LYS:NZ	3:N16:288:GLU:OE1	2.37	0.57
3:N16:256:LYS:HD2	3:N16:286:TRP:CH2	2.39	0.57
7:Q:200:PHE:HA	7:Q:230:VAL:HG23	1.86	0.57
5:P8:259:TYR:OH	5:P8:275:GLU:OE2	2.22	0.57
10:C16:420:TYR:CE1	10:C16:435:SER:HB3	2.39	0.57
10:C16:584:ILE:HG23	10:C16:588:LEU:HD23	1.86	0.57
11:A24:224:PHE:O	11:A24:226:PRO:HD3	2.04	0.57
10:C24:719:PRO:C	10:C24:721:PHE:N	2.62	0.57
10:C24:1290:HIS:CD2	10:C24:1334:MET:HE3	2.26	0.57
10:C24:1336:ALA:C	10:C24:1338:ASP:N	2.62	0.57
14:W:586:ILE:CG1	15:J:572:ASP:HB2	2.34	0.57
14:W:649:LEU:HD22	15:J:575:ILE:CD1	2.30	0.57
10:C:420:TYR:CE1	10:C:435:SER:HB3	2.38	0.57
10:C:667:ILE:HA	10:C:670:GLU:H	1.69	0.57
10:C:1336:ALA:C	10:C:1338:ASP:N	2.62	0.57
10:C:1340:PRO:HG2	10:C:1746:GLY:CA	2.34	0.57
10:C:1488:ILE:HD11	10:C:1528:LEU:CD2	2.34	0.57
10:C8:584:ILE:HG23	10:C8:588:LEU:HD23	1.85	0.57
10:C8:1807:LEU:HD23	10:C8:1810:LEU:HD11	1.85	0.57
18:B:1342:LEU:HD23	18:B:1406:ALA:HB3	1.82	0.57
18:B8:152:HIS:HB3	18:B8:163:ILE:CD1	2.28	0.57
18:B8:478:TRP:HB3	18:B8:479:PRO:HD3	1.87	0.57

*Continued on next page...*

*Continued from previous page...*

Atom-1	Atom-2	Interatomic distance (Å)	Clash overlap (Å)
18:B8:990:PRO:O	18:B8:992:TRP:N	2.37	0.57
19:4:220:TRP:CE2	19:4:227:LEU:HD13	2.39	0.57
19:4:423:PRO:HD2	19:4:441:PHE:CE1	2.38	0.57
20:E:347:PRO:C	20:E:349:THR:H	2.11	0.57
19:48:103:GLN:OE1	19:48:411:LEU:CD1	2.51	0.57
19:48:189:LEU:HD22	19:48:203:LEU:HD21	1.83	0.57
21:H:288:THR:OG1	23:J32:650:GLN:CG	2.52	0.57
22:I:207:PRO:C	22:I:209:TRP:N	2.60	0.57
23:J8:682:ALA:C	23:J8:684:ASP:N	2.62	0.57
21:H24:301:ARG:HH21	22:I24:284:GLU:CD	2.10	0.57
10:C32:510:TRP:N	10:C32:511:PRO:CD	2.66	0.57
12:A48:437:LEU:CD1	12:A48:454:LYS:NZ	2.66	0.57
1:R8:1204:ASN:C	1:R8:1206:GLN:H	2.11	0.57
2:M16:257:VAL:CG2	2:M16:274:VAL:HG21	2.34	0.57
5:P:155:PRO:HA	14:W:765:LYS:HE3	0.88	0.57
5:P8:220:GLU:CD	5:P8:232:ARG:HH12	2.11	0.57
5:P8:220:GLU:CD	5:P8:232:ARG:NH1	2.62	0.57
5:P16:607:PHE:HB3	5:P16:629:ARG:HD3	1.86	0.57
5:P16:620:ILE:CG2	5:P16:660:ARG:HH21	2.18	0.57
6:O16:224:ASP:OD1	6:O16:251:LYS:NZ	2.36	0.57
10:C16:667:ILE:CG1	10:C16:670:GLU:H	2.17	0.57
10:C16:1002:LEU:CD2	10:C16:1012:ARG:CZ	2.79	0.57
10:C16:1023:LEU:HD22	10:C16:1210:ILE:CD1	2.34	0.57
10:C16:1465:LEU:O	10:C16:1469:HIS:ND1	2.34	0.57
10:C16:1616:ILE:C	10:C16:1618:SER:H	2.11	0.57
10:C16:1708:ARG:NH1	21:H:279:GLU:HB2	2.18	0.57
10:C16:1708:ARG:HA	10:C16:1730:ILE:HD11	1.85	0.57
11:A24:322:ARG:NH1	11:A24:351:PHE:CZ	2.72	0.57
10:C24:8:VAL:CG2	10:C24:133:THR:OG1	2.52	0.57
10:C24:420:TYR:CE1	10:C24:435:SER:HB3	2.39	0.57
10:C24:653:TYR:N	10:C24:654:PRO:CD	2.66	0.57
12:A:322:ARG:NH1	12:A:351:PHE:CZ	2.72	0.57
10:C:75:GLN:HE21	10:C:112:PRO:CG	2.16	0.57
10:C:1358:ASP:C	10:C:1361:LYS:H	2.13	0.57
10:C:1465:LEU:O	10:C:1469:HIS:ND1	2.34	0.57
10:C8:278:ARG:NH1	10:C8:327:ILE:CG2	2.67	0.57
10:C8:1036:SER:HB2	10:C8:1040:HIS:HB3	1.85	0.57
10:C8:1616:ILE:C	10:C8:1618:SER:H	2.11	0.57
10:C8:1708:ARG:HG3	10:C8:1730:ILE:CD1	2.33	0.57
18:B:782:THR:C	24:D16:1066:VAL:HG21	2.25	0.57
18:B:782:THR:C	24:D16:1066:VAL:HG23	2.29	0.57

*Continued on next page...*

*Continued from previous page...*

Atom-1	Atom-2	Interatomic distance (Å)	Clash overlap (Å)
18:B:856:LEU:HD11	18:B:907:SER:CB	2.32	0.57
18:B8:459:PHE:CD2	18:B8:460:PRO:HA	2.39	0.57
18:B8:750:GLU:CG	18:B8:760:ARG:NH2	2.67	0.57
18:B8:1227:TYR:CE1	18:B8:1236:MET:HE1	2.38	0.57
23:J32:653:LEU:HD23	23:J32:656:ARG:NH2	2.18	0.57
21:H8:194:VAL:HG13	21:H8:199:ASP:CB	2.34	0.57
21:H16:352:LEU:HD21	22:I16:318:VAL:HG12	1.86	0.57
23:J16:682:ALA:C	23:J16:684:ASP:N	2.63	0.57
10:C32:286:ILE:CG2	10:C32:292:PHE:CD1	2.87	0.57
10:C32:420:TYR:CE1	10:C32:435:SER:HB3	2.39	0.57
10:C32:561:ASN:OD1	10:C32:562:PRO:CD	2.50	0.57
10:C32:854:LEU:CD2	10:C32:911:ILE:HD11	2.33	0.57
1:R8:1112:LYS:NZ	1:R8:1156:GLU:OE1	2.29	0.57
1:R8:1266:THR:OG1	5:P8:684:ARG:NH2	2.35	0.57
2:M16:762:LEU:CD1	2:M16:813:ASN:HD22	2.17	0.57
5:P:593:GLN:HG2	5:P:593:GLN:O	2.04	0.57
5:P8:620:ILE:CG2	5:P8:660:ARG:HH21	2.18	0.57
7:Q8:221:TRP:CD1	7:Q8:221:TRP:H	2.20	0.57
5:P16:675:LEU:CD1	5:P16:704:LEU:HD12	2.34	0.57
9:K:825:GLY:O	9:K:889:ARG:NE	2.37	0.57
10:C16:1271:PHE:CZ	10:C16:1284:ASP:HB3	2.37	0.57
11:A24:259:ILE:CG2	11:A24:276:LEU:CD2	2.80	0.57
11:A24:557:LEU:HD23	11:A24:561:ASP:HB3	1.85	0.57
11:A24:578:LEU:HD11	11:A24:630:ARG:HG3	1.85	0.57
11:A24:607:ARG:CZ	24:D16:914:PHE:CD1	2.82	0.57
10:C24:452:LEU:C	10:C24:452:LEU:CD1	2.76	0.57
10:C24:667:ILE:HA	10:C24:670:GLU:H	1.68	0.57
11:A40:353:LEU:HD11	11:A40:381:TRP:CZ3	2.39	0.57
12:A:257:GLN:NE2	12:A:263:ASP:CG	2.60	0.57
13:V:825:GLN:HA	14:W:707:LYS:HZ1	1.65	0.57
14:W:714:LEU:C	10:C8:1568:ARG:NH2	2.62	0.57
10:C:854:LEU:CD2	10:C:911:ILE:HD11	2.33	0.57
10:C:1708:ARG:HG3	10:C:1730:ILE:CD1	2.33	0.57
10:C8:1274:ALA:O	10:C8:1276:SER:N	2.38	0.57
10:C8:1488:ILE:HD11	10:C8:1528:LEU:CD2	2.34	0.57
11:A16:259:ILE:CG2	11:A16:276:LEU:CD2	2.80	0.57
11:A32:445:ASN:ND2	17:F24:65:ARG:HH12	1.99	0.57
18:B:1058:ILE:HG23	18:B:1154:ILE:HD11	1.85	0.57
18:B8:991:ASP:C	18:B8:993:ALA:N	2.62	0.57
18:B8:1676:VAL:O	18:B8:1677:ARG:C	2.44	0.57
21:H24:288:THR:OG1	23:J24:650:GLN:CG	2.52	0.57

*Continued on next page...*

*Continued from previous page...*

Atom-1	Atom-2	Interatomic distance (Å)	Clash overlap (Å)
23:J24:734:PRO:O	23:J24:735:LYS:C	2.46	0.57
21:H16:366:MET:HE1	22:I16:332:MET:HE2	1.83	0.57
24:D24:857:THR:OG1	24:D24:889:LEU:CD1	2.52	0.57
24:D32:472:ILE:HD11	24:D32:539:THR:HG22	1.86	0.57
24:D40:472:ILE:HD11	24:D40:539:THR:HG22	1.85	0.57
10:C32:453:LEU:CD2	10:C32:459:LEU:CG	2.82	0.57
10:C32:864:ALA:HB1	10:C32:914:LEU:HD11	1.87	0.57
1:R:1269:LEU:HD11	5:P:684:ARG:HD3	1.80	0.57
2:M:349:ASP:O	2:M:351:ALA:N	2.28	0.57
2:M16:816:ARG:HH22	2:M16:849:LEU:HD22	1.68	0.57
6:O:173:VAL:CG2	6:O:189:LEU:HD13	2.27	0.57
5:P16:578:LEU:HD13	5:P16:608:LYS:HZ3	1.68	0.57
8:L:1089:MET:SD	9:K:1000:SER:HB2	2.44	0.57
9:K:1007:GLU:HG3	9:K:1030:PHE:HE1	1.70	0.57
9:K:1207:PHE:HZ	9:K:1271:GLU:OE2	1.88	0.57
10:C16:453:LEU:CD2	10:C16:459:LEU:CG	2.82	0.57
10:C16:1002:LEU:CD1	10:C16:1019:ARG:NH1	2.64	0.57
10:C24:1074:LEU:HD21	18:B8:256:VAL:C	2.28	0.57
10:C24:1274:ALA:O	10:C24:1276:SER:N	2.38	0.57
10:C24:1337:LEU:HD23	11:A40:126:ARG:NH1	2.20	0.57
10:C24:1394:GLN:CD	24:D24:1158:SER:CB	2.77	0.57
10:C24:1708:ARG:HA	10:C24:1730:ILE:HD11	1.85	0.57
11:A40:386:GLY:O	11:A40:459:ARG:CZ	2.53	0.57
12:A:224:PHE:O	12:A:226:PRO:HD3	2.04	0.57
12:A:303:ALA:HB2	12:A:321:ILE:HD11	1.87	0.57
10:C:325:MET:CE	10:C:352:LEU:HD11	2.35	0.57
10:C8:8:VAL:CG2	10:C8:133:THR:OG1	2.52	0.57
10:C8:667:ILE:CD1	10:C8:697:HIS:CE1	2.78	0.57
10:C8:1230:TYR:HB2	10:C8:1291:LEU:HD21	1.85	0.57
11:A16:322:ARG:NH1	11:A16:351:PHE:CZ	2.72	0.57
11:A32:246:SER:HB2	17:F24:61:THR:OG1	2.04	0.57
11:A32:676:TYR:HE2	24:D32:1396:PRO:N	2.01	0.57
18:B:478:TRP:HB3	18:B:479:PRO:HD3	1.86	0.57
18:B:728:GLY:O	18:B:1197:VAL:CG2	2.52	0.57
18:B:750:GLU:CG	18:B:760:ARG:NH2	2.67	0.57
18:B8:463:SER:HB3	18:B8:562:ARG:NH1	2.19	0.57
18:B8:536:ILE:HG21	18:B8:545:VAL:HG11	1.83	0.57
19:48:63:GLY:O	19:48:64:ASP:C	2.36	0.57
19:48:220:TRP:CE2	19:48:227:LEU:HD13	2.39	0.57
23:J8:718:GLN:HE22	23:J8:737:TRP:HZ3	1.43	0.57
10:C32:643:LEU:CD2	10:C32:675:ASP:CG	2.69	0.57

*Continued on next page...*

*Continued from previous page...*

Atom-1	Atom-2	Interatomic distance (Å)	Clash overlap (Å)
10:C32:1149:PHE:CE1	10:C32:1153:LEU:HD11	2.40	0.57
10:C32:1488:ILE:HD11	10:C32:1528:LEU:CD2	2.34	0.57
1:R8:1449:TRP:CE3	2:M8:160:LEU:CD1	2.81	0.57
5:P:318:THR:HG22	13:V:763:LYS:HZ2	1.62	0.57
5:P:620:ILE:CG2	5:P:660:ARG:HH21	2.17	0.57
7:Q:221:TRP:CD1	7:Q:221:TRP:H	2.20	0.57
7:Q8:200:PHE:HA	7:Q8:230:VAL:HG23	1.86	0.57
5:P16:220:GLU:CD	5:P16:232:ARG:NH1	2.62	0.57
8:L:1074:ARG:HD2	9:K:1089:LYS:HB2	1.86	0.57
9:K:792:LEU:HG	9:K:864:ILE:HD11	1.85	0.57
10:C16:325:MET:CE	10:C16:352:LEU:HD11	2.35	0.57
10:C16:513:LEU:HD13	10:C16:549:TYR:CB	2.34	0.57
10:C16:1274:ALA:O	10:C16:1276:SER:N	2.38	0.57
10:C16:1807:LEU:HD23	10:C16:1810:LEU:HD11	1.85	0.57
11:A24:638:LEU:HA	11:A24:644:GLY:HA2	1.86	0.57
11:A40:259:ILE:CG2	11:A40:276:LEU:CD2	2.80	0.57
11:A40:638:LEU:HA	11:A40:644:GLY:HA2	1.86	0.57
15:J:677:GLY:C	15:J:678:GLY:O	2.46	0.57
15:J:682:ALA:C	15:J:684:ASP:N	2.61	0.57
10:C:513:LEU:HD13	10:C:549:TYR:CB	2.34	0.57
10:C:1274:ALA:O	10:C:1276:SER:N	2.38	0.57
10:C8:11:VAL:HG21	10:C8:133:THR:HG23	1.87	0.57
11:A16:212:LYS:NZ	11:A16:585:MET:HE3	2.16	0.57
11:A16:224:PHE:O	11:A16:226:PRO:HD3	2.04	0.57
11:A16:246:SER:HB2	17:F8:61:THR:OG1	2.04	0.57
11:A16:257:GLN:CD	11:A16:263:ASP:OD2	2.48	0.57
17:F8:69:SER:O	17:F8:71:GLU:N	2.38	0.57
11:A32:706:SER:HB2	24:D32:1398:ARG:CG	2.35	0.57
18:B:32:LEU:CD2	18:B:36:ILE:HG21	2.34	0.57
18:B:313:ILE:HD13	18:B:331:TRP:CB	2.35	0.57
18:B8:1116:GLU:C	18:B8:1117:THR:O	2.47	0.57
20:E8:202:ASP:O	20:E8:204:SER:N	2.38	0.57
21:H:284:LEU:O	23:J32:650:GLN:NE2	2.37	0.57
21:H8:288:THR:OG1	23:J8:650:GLN:CG	2.52	0.57
21:H24:228:LEU:HD11	23:J24:593:VAL:CG2	2.34	0.57
21:H16:288:THR:OG1	23:J16:650:GLN:CG	2.52	0.57
21:H16:301:ARG:HH21	22:I16:284:GLU:CD	2.10	0.57
24:D8:1428:ASN:CG	24:D16:968:ILE:HD11	2.30	0.57
24:D16:472:ILE:HD11	24:D16:539:THR:HG22	1.85	0.57
10:C32:278:ARG:NH1	10:C32:327:ILE:CG2	2.67	0.57
10:C32:1036:SER:HB2	10:C32:1040:HIS:HB3	1.86	0.57

*Continued on next page...*



*Continued from previous page...*

Atom-1	Atom-2	Interatomic distance (Å)	Clash overlap (Å)
10:C32:1708:ARG:HG3	10:C32:1730:ILE:CD1	2.33	0.57
12:A48:386:GLY:O	12:A48:459:ARG:CZ	2.53	0.57
1:R:765:ASP:CG	24:D:1361:ALA:HB1	2.29	0.57
1:R:1449:TRP:CH2	2:M:161:ASP:N	2.73	0.57
2:M:225:ASP:HB2	2:M:606:GLN:NE2	2.20	0.57
2:M:420:CYS:CB	8:L:391:TRP:CZ3	2.87	0.57
1:R16:634:ARG:NE	4:T16:160:HIS:CE1	2.72	0.57
2:M16:339:GLU:OE2	4:T8:639:ASP:HA	2.04	0.57
5:P:538:LYS:HD3	6:O:86:GLU:OE1	2.03	0.57
6:O8:43:SER:HA	7:Q8:45:ASP:CG	2.29	0.57
7:Q8:4:MET:HE2	7:Q8:361:PRO:HB2	1.87	0.57
7:Q16:258:ARG:C	7:Q16:259:TRP:HD1	2.11	0.57
9:K:955:TYR:CD1	9:K:985:PHE:HD2	2.22	0.57
9:K8:614:PHE:C	9:K8:683:GLN:HE21	2.10	0.57
9:K8:774:LEU:O	9:K8:778:LEU:HB2	2.05	0.57
10:C16:1149:PHE:CE1	10:C16:1153:LEU:HD11	2.40	0.57
10:C16:1337:LEU:HD23	11:A24:126:ARG:NH1	2.20	0.57
10:C16:1453:ARG:NH2	24:D8:1150:GLY:HA2	2.02	0.57
10:C24:62:ILE:CD1	10:C24:72:LEU:CD1	2.73	0.57
10:C24:688:TRP:CZ2	10:C24:777:LEU:HD13	2.40	0.57
10:C24:1358:ASP:C	10:C24:1361:LYS:H	2.13	0.57
11:A40:806:GLN:CG	11:A40:847:ARG:HH22	2.16	0.57
12:A:126:ARG:NH1	10:C:1337:LEU:HD23	2.20	0.57
12:A:257:GLN:CD	12:A:263:ASP:OD2	2.48	0.57
10:C8:169:GLN:O	10:C8:173:THR:OG1	2.23	0.57
10:C8:743:PHE:CZ	10:C8:749:LEU:CD2	2.87	0.57
10:C8:1821:VAL:HG11	16:A8:144:LYS:HE2	1.86	0.57
11:A16:560:MET:HE2	11:A16:615:GLN:NE2	1.97	0.57
11:A32:257:GLN:CD	11:A32:263:ASP:OD2	2.48	0.57
18:B:1182:LEU:HD13	18:B:1202:ILE:HD11	1.86	0.57
21:H8:284:LEU:O	23:J8:650:GLN:NE2	2.37	0.57
21:H8:301:ARG:HH21	22:I8:284:GLU:CD	2.10	0.57
23:J24:682:ALA:C	23:J24:684:ASP:N	2.63	0.57
10:C32:11:VAL:HG21	10:C32:133:THR:HG23	1.87	0.57
10:C32:743:PHE:CE2	10:C32:749:LEU:HD22	2.40	0.57
10:C32:1023:LEU:HD22	10:C32:1210:ILE:CD1	2.34	0.57
10:C32:1821:VAL:HG11	12:A48:144:LYS:HE2	1.85	0.57
12:A48:353:LEU:HD11	12:A48:381:TRP:CZ3	2.39	0.57
1:R:634:ARG:NE	4:T:160:HIS:CE1	2.72	0.57
1:R8:1266:THR:CB	5:P8:684:ARG:HH22	2.15	0.57
5:P:261:LEU:HA	5:P:264:LEU:HD12	1.86	0.57

*Continued on next page...*



*Continued from previous page...*

Atom-1	Atom-2	Interatomic distance (Å)	Clash overlap (Å)
5:P:592:SER:C	5:P:594:ILE:N	2.56	0.57
6:O16:163:LEU:C	6:O16:164:GLY:O	2.48	0.57
9:K8:825:GLY:O	9:K8:889:ARG:NE	2.37	0.57
9:K8:1007:GLU:HG3	9:K8:1030:PHE:HE1	1.70	0.57
9:K8:1146:ILE:HD13	9:K8:1208:GLN:OE1	2.05	0.57
10:C16:667:ILE:HA	10:C16:670:GLU:H	1.68	0.57
10:C16:1111:SER:OG	10:C16:1114:TYR:CD2	2.57	0.57
11:A24:468:VAL:HG22	24:D16:1103:LEU:CG	2.24	0.57
10:C24:453:LEU:CD2	10:C24:459:LEU:CG	2.82	0.57
10:C24:584:ILE:HG23	10:C24:588:LEU:HD23	1.86	0.57
10:C24:1111:SER:OG	10:C24:1114:TYR:CD2	2.57	0.57
10:C24:1149:PHE:CE1	10:C24:1153:LEU:HD11	2.40	0.57
11:A40:257:GLN:NE2	11:A40:263:ASP:CG	2.60	0.57
12:A:386:GLY:O	12:A:459:ARG:CZ	2.53	0.57
12:A:696:ILE:CD1	12:A:728:ILE:CD1	2.82	0.57
14:W:261:TRP:CH2	14:W:265:MET:HE3	2.39	0.57
14:W:516:GLN:C	14:W:605:ASN:N	2.62	0.57
10:C:847:ARG:CD	10:C:903:ASN:OD1	2.53	0.57
10:C:983:SER:HA	10:C:990:PHE:HE2	1.70	0.57
10:C:1290:HIS:HD2	10:C:1334:MET:HE2	1.66	0.57
10:C:1535:LEU:HB3	10:C:1548:ILE:HD13	1.85	0.57
11:A16:557:LEU:HD23	11:A16:561:ASP:HB3	1.85	0.57
11:A16:587:VAL:CG2	11:A16:636:PHE:HE1	2.18	0.57
11:A32:212:LYS:NZ	11:A32:585:MET:HE3	2.17	0.57
11:A32:560:MET:HE2	11:A32:615:GLN:NE2	1.97	0.57
11:A32:638:LEU:HA	11:A32:644:GLY:HA2	1.86	0.57
18:B:463:SER:HB3	18:B:562:ARG:NH1	2.19	0.57
18:B:495:THR:HG22	18:B:549:TRP:CD1	2.40	0.57
18:B:1799:VAL:C	18:B:1801:GLY:H	2.13	0.57
18:B8:313:ILE:HD13	18:B8:331:TRP:CB	2.35	0.57
18:B8:457:SER:HA	18:B8:548:ARG:HH12	1.59	0.57
20:E8:297:TRP:CE2	20:E8:298:ARG:HG3	2.40	0.57
22:I8:196:VAL:CA	23:J8:620:MET:CE	2.46	0.57
21:H24:284:LEU:O	23:J24:650:GLN:NE2	2.37	0.57
21:H24:352:LEU:HD21	22:I24:318:VAL:HG12	1.85	0.57
21:H16:284:LEU:O	23:J16:650:GLN:NE2	2.38	0.57
24:D32:764:GLU:OE1	24:D40:620:GLN:OE1	2.23	0.57
24:D40:839:GLU:CB	24:D40:971:HIS:ND1	2.55	0.57
10:C32:417:LEU:CB	10:C32:472:ASN:HD22	2.12	0.57
10:C32:688:TRP:CZ2	10:C32:777:LEU:HD13	2.40	0.57
12:A48:696:ILE:CD1	12:A48:728:ILE:CD1	2.82	0.57

*Continued on next page...*

*Continued from previous page...*

Atom-1	Atom-2	Interatomic distance (Å)	Clash overlap (Å)
1:R:1166:ASN:CG	5:P:672:LEU:HD22	2.30	0.57
1:R8:1145:LYS:HD2	1:R8:1149:HIS:CE1	2.40	0.57
1:R8:1191:LYS:HB3	24:D40:1453:GLU:OE1	2.05	0.57
3:N8:226:LYS:NZ	3:N8:288:GLU:OE1	2.37	0.57
1:R16:1204:ASN:C	1:R16:1206:GLN:H	2.11	0.57
5:P:377:LEU:HD12	14:W:23:PRO:HB2	1.85	0.57
5:P:578:LEU:HD13	5:P:608:LYS:HZ3	1.70	0.57
5:P:600:PHE:CD2	5:P:638:SER:HB3	2.28	0.57
7:Q:266:LEU:HD21	7:Q:302:ILE:HD12	1.87	0.57
5:P8:505:GLU:OE1	6:O8:41:SER:HB3	2.03	0.57
9:K:1019:ARG:CZ	9:K:1059:ARG:HG2	2.35	0.57
9:K8:1206:LEU:HD22	9:K8:1265:ILE:HD11	1.87	0.57
10:C16:847:ARG:CD	10:C16:903:ASN:OD1	2.53	0.57
10:C16:1336:ALA:C	10:C16:1338:ASP:N	2.62	0.57
11:A24:707:LEU:CD1	11:A24:767:ARG:HH22	2.17	0.57
10:C24:1002:LEU:CD2	10:C24:1012:ARG:CZ	2.79	0.57
10:C8:1023:LEU:HD22	10:C8:1210:ILE:CD1	2.34	0.57
10:C8:1149:PHE:CE1	10:C8:1153:LEU:HD11	2.40	0.57
10:C8:1465:LEU:O	10:C8:1469:HIS:ND1	2.34	0.57
10:C8:1708:ARG:HE	10:C8:1733:ARG:NH1	2.03	0.57
11:A16:845:THR:CB	24:D16:1297:HIS:HE1	2.18	0.57
11:A32:121:GLN:HE22	18:B8:1559:ALA:HB2	1.61	0.57
19:4:117:ILE:HG13	19:4:150:LEU:HD23	1.86	0.57
10:C32:847:ARG:CD	10:C32:903:ASN:OD1	2.53	0.57
12:A48:303:ALA:HB2	12:A48:321:ILE:HD11	1.87	0.57
1:R8:1059:ILE:CG2	24:D40:1435:ARG:NH1	2.67	0.57
1:R8:1225:PHE:CE1	1:R8:1247:PRO:HB3	2.40	0.57
2:M8:211:MET:HE1	3:N8:280:ASN:HA	1.85	0.57
2:M16:408:GLU:HG2	8:L16:484:PRO:HG3	1.86	0.57
5:P:505:GLU:OE1	6:O:41:SER:HB3	2.03	0.57
6:O:163:LEU:C	6:O:164:GLY:O	2.48	0.57
5:P8:261:LEU:HA	5:P8:264:LEU:HD12	1.86	0.57
5:P8:675:LEU:CD1	5:P8:704:LEU:CD1	2.83	0.57
6:O16:43:SER:HA	7:Q16:45:ASP:CG	2.29	0.57
7:Q16:4:MET:HE2	7:Q16:361:PRO:HB2	1.87	0.57
8:L8:1041:SER:HB2	8:L8:1054:HIS:CE1	2.34	0.57
8:L8:1092:LEU:HD22	9:K8:999:PHE:CE2	2.40	0.57
10:C16:743:PHE:CE2	10:C16:749:LEU:HD22	2.40	0.57
10:C16:1665:THR:CG2	10:C24:1601:TYR:C	2.77	0.57
11:A24:36:ASN:HD22	22:I8:293:LYS:HZ3	1.50	0.57
11:A24:257:GLN:NE2	11:A24:263:ASP:CG	2.60	0.57

*Continued on next page...*

*Continued from previous page...*

Atom-1	Atom-2	Interatomic distance (Å)	Clash overlap (Å)
11:A24:302:GLN:HE22	11:A24:324:ARG:HH11	1.49	0.57
11:A24:691:ALA:CA	24:D8:1397:THR:HG21	2.34	0.57
10:C24:278:ARG:NH1	10:C24:287:SER:CB	2.62	0.57
10:C24:286:ILE:CG2	10:C24:292:PHE:CD1	2.87	0.57
10:C24:667:ILE:CG2	10:C24:669:GLY:C	2.68	0.57
10:C24:743:PHE:CE2	10:C24:749:LEU:HD22	2.40	0.57
10:C24:1449:GLU:OE1	24:D24:1151:SER:HB2	2.05	0.57
10:C24:1821:VAL:HG11	11:A40:144:LYS:HE2	1.86	0.57
12:A:259:ILE:CG2	12:A:276:LEU:CD2	2.80	0.57
12:A:638:LEU:HA	12:A:644:GLY:HA2	1.86	0.57
14:W:514:THR:CA	14:W:607:ARG:NH1	2.68	0.57
10:C:278:ARG:NH1	10:C:287:SER:CB	2.62	0.57
10:C:719:PRO:C	10:C:721:PHE:N	2.62	0.57
10:C8:244:ASN:HD22	10:C8:263:LEU:CD1	2.18	0.57
10:C8:688:TRP:CZ2	10:C8:777:LEU:HD13	2.40	0.57
10:C8:1111:SER:C	10:C8:1113:LYS:N	2.58	0.57
11:A32:493:TYR:OH	17:F24:57:PRO:O	2.17	0.57
17:F24:69:SER:O	17:F24:71:GLU:N	2.38	0.57
18:B:664:LEU:HD11	18:B:729:LEU:CD2	2.28	0.57
18:B:990:PRO:O	18:B:992:TRP:N	2.37	0.57
18:B:1438:LEU:HD13	18:B:1462:LEU:HD11	1.85	0.57
18:B8:1182:LEU:HD13	18:B8:1202:ILE:HD11	1.87	0.57
18:B8:1733:SER:HB2	18:B8:1868:LEU:HD12	1.86	0.57
18:B8:1806:HIS:C	18:B8:1808:GLY:N	2.62	0.57
20:E:350:GLU:HB3	20:E:352:PHE:CD2	2.40	0.57
19:48:179:MET:O	20:E8:416:LYS:HE3	2.05	0.57
23:J32:682:ALA:C	23:J32:684:ASP:N	2.63	0.57
21:H24:194:VAL:HG13	21:H24:199:ASP:CB	2.35	0.57
22:I16:196:VAL:CA	23:J16:620:MET:CE	2.46	0.57
23:J16:718:GLN:CD	23:J16:737:TRP:CH2	2.83	0.57
10:C32:584:ILE:HG23	10:C32:588:LEU:HD23	1.86	0.57
10:C32:719:PRO:C	10:C32:721:PHE:N	2.63	0.57
12:A48:257:GLN:CD	12:A48:263:ASP:OD2	2.47	0.57
2:M8:211:MET:CE	3:N8:280:ASN:HA	2.35	0.56
2:M8:554:PHE:CE2	2:M8:555:LEU:HG	2.39	0.56
5:P:566:PHE:HZ	5:P:597:GLY:C	2.13	0.56
5:P8:538:LYS:HD3	6:O8:86:GLU:OE1	2.03	0.56
11:A24:257:GLN:CD	11:A24:263:ASP:OD2	2.47	0.56
10:C24:389:LEU:HD23	10:C24:447:PHE:CE1	2.35	0.56
10:C24:853:GLY:C	10:C24:856:PRO:HD2	2.30	0.56
10:C24:1271:PHE:HE2	10:C24:1284:ASP:CA	2.18	0.56

*Continued on next page...*

*Continued from previous page...*

Atom-1	Atom-2	Interatomic distance (Å)	Clash overlap (Å)
10:C24:1439:ILE:CD1	10:C24:1457:LEU:CD1	2.75	0.56
11:A40:257:GLN:CD	11:A40:263:ASP:OD2	2.48	0.56
11:A40:474:LEU:CD1	24:D32:1099:ARG:NH1	2.48	0.56
11:A40:587:VAL:CG2	11:A40:636:PHE:HE1	2.18	0.56
13:V:836:LEU:HG	15:J:648:TYR:CE2	2.39	0.56
10:C:1036:SER:HB2	10:C:1040:HIS:HB3	1.85	0.56
10:C:1389:ILE:O	10:C:1393:SER:OG	2.23	0.56
10:C8:286:ILE:CG2	10:C8:292:PHE:CD1	2.87	0.56
10:C8:1340:PRO:CG	10:C8:1746:GLY:HA3	2.35	0.56
17:F16:69:SER:O	17:F16:71:GLU:N	2.38	0.56
18:B8:457:SER:CA	18:B8:548:ARG:HH11	2.15	0.56
19:4:322:LEU:HD21	19:4:355:ILE:HD13	1.86	0.56
19:48:423:PRO:HD2	19:48:441:PHE:HE1	1.69	0.56
20:E8:432:ILE:HG22	20:E8:434:TRP:CD1	2.40	0.56
23:J8:718:GLN:CD	23:J8:737:TRP:CH2	2.83	0.56
22:I24:207:PRO:C	22:I24:209:TRP:N	2.60	0.56
10:C32:62:ILE:CD1	10:C32:72:LEU:CD1	2.73	0.56
10:C32:667:ILE:HA	10:C32:670:GLU:H	1.68	0.56
3:N:256:LYS:HD2	3:N:286:TRP:HH2	1.70	0.56
1:R8:634:ARG:NE	4:T8:160:HIS:CE1	2.72	0.56
2:M8:225:ASP:HB2	2:M8:606:GLN:NE2	2.20	0.56
2:M8:544:LEU:CG	2:M8:586:ALA:HB1	2.35	0.56
2:M16:211:MET:CE	3:N16:280:ASN:HA	2.35	0.56
2:M16:851:LEU:HD21	4:T16:653:GLN:CG	2.22	0.56
6:O:43:SER:HA	7:Q:45:ASP:CG	2.29	0.56
5:P8:614:VAL:CB	5:P8:629:ARG:NE	2.52	0.56
7:Q8:254:ALA:HB2	7:Q8:302:ILE:HD13	1.87	0.56
9:K:792:LEU:HD21	9:K:849:LEU:HD22	1.87	0.56
9:K8:987:TYR:CE2	9:K8:1016:PHE:HD2	2.23	0.56
10:C16:853:GLY:C	10:C16:856:PRO:HD2	2.30	0.56
10:C16:864:ALA:HB1	10:C16:914:LEU:HD11	1.87	0.56
10:C16:1271:PHE:HE2	10:C16:1284:ASP:CA	2.19	0.56
10:C24:452:LEU:O	10:C24:452:LEU:CD1	2.42	0.56
10:C24:847:ARG:CD	10:C24:903:ASN:OD1	2.53	0.56
10:C24:1023:LEU:HD22	10:C24:1210:ILE:CD1	2.34	0.56
10:C24:1358:ASP:C	10:C24:1360:GLN:H	2.13	0.56
10:C24:1488:ILE:HD11	10:C24:1528:LEU:CD2	2.34	0.56
10:C24:1548:ILE:CD1	24:D24:1407:PHE:HE2	1.77	0.56
10:C24:1708:ARG:HE	10:C24:1733:ARG:NH1	2.03	0.56
14:W:586:ILE:HD12	15:J:569:ALA:C	2.30	0.56
10:C:1333:HIS:CE1	10:C:1337:LEU:HD23	2.38	0.56

*Continued on next page...*

*Continued from previous page...*

Atom-1	Atom-2	Interatomic distance (Å)	Clash overlap (Å)
10:C8:229:PRO:HG2	10:C8:270:THR:HG23	1.87	0.56
10:C8:1796:LEU:HG	10:C8:1800:LEU:HD12	1.87	0.56
11:A32:90:PHE:CD2	18:B8:1788:ILE:HG12	2.40	0.56
18:B:1806:HIS:C	18:B:1808:GLY:N	2.62	0.56
19:48:50:THR:O	19:48:52:SER:N	2.38	0.56
20:E8:50:PHE:CZ	20:E8:54:HIS:CD2	2.93	0.56
20:E8:407:LEU:CD1	20:E8:462:THR:HG23	2.35	0.56
21:H8:154:VAL:HG13	21:H8:188:ARG:CG	2.35	0.56
10:C32:1708:ARG:HE	10:C32:1733:ARG:NH1	2.03	0.56
12:A48:259:ILE:HG22	12:A48:276:LEU:CD2	2.36	0.56
1:R:1124:TRP:HZ2	4:T:669:PRO:CG	2.13	0.56
1:R:1185:THR:CG2	24:D:1462:PHE:CE2	2.87	0.56
1:R:1269:LEU:CD1	5:P:684:ARG:NE	2.55	0.56
1:R:1431:ARG:O	2:M:177:VAL:CG1	2.54	0.56
2:M:188:ARG:HB2	3:N:264:ARG:NH1	2.20	0.56
2:M:202:LYS:HE2	2:M:206:SER:O	2.06	0.56
2:M:820:LEU:C	2:M:820:LEU:CD1	2.78	0.56
2:M:844:VAL:HG13	4:T:660:LEU:HD11	1.88	0.56
3:N:226:LYS:NZ	3:N:288:GLU:OE1	2.37	0.56
1:R8:1165:MET:HE1	5:P8:676:GLN:HE21	1.70	0.56
2:M8:534:HIS:NE2	2:M8:557:THR:CG2	2.68	0.56
2:M8:628:LEU:HD12	3:N8:223:GLY:CA	2.19	0.56
2:M8:851:LEU:HD21	4:T8:653:GLN:CG	2.22	0.56
3:N8:256:LYS:HD2	3:N8:286:TRP:HH2	1.70	0.56
1:R16:1145:LYS:HD2	1:R16:1149:HIS:CE1	2.40	0.56
2:M16:217:ILE:HD11	3:N16:8:THR:HG21	1.87	0.56
2:M16:820:LEU:C	2:M16:820:LEU:CD1	2.78	0.56
5:P:55:ARG:NH1	5:P:64:ASP:HB3	2.14	0.56
7:Q:221:TRP:CH2	7:Q:222:PHE:HE2	2.24	0.56
6:O8:61:LYS:NZ	6:O8:112:ASP:CG	2.48	0.56
6:O8:163:LEU:C	6:O8:164:GLY:O	2.48	0.56
5:P16:566:PHE:HZ	5:P16:597:GLY:C	2.13	0.56
5:P16:644:TRP:HB2	5:P16:678:LEU:HD11	1.87	0.56
5:P16:675:LEU:CD1	5:P16:704:LEU:CD1	2.83	0.56
8:L8:1096:GLU:CG	9:K8:996:MET:O	2.53	0.56
9:K8:806:LEU:HD12	9:K8:874:VAL:HG11	1.88	0.56
9:K8:923:ILE:HG22	9:K8:929:ARG:HH21	1.70	0.56
9:K16:894:LYS:NZ	9:K16:1058:GLU:HG3	2.20	0.56
10:C16:278:ARG:NH1	10:C16:287:SER:CB	2.62	0.56
10:C16:1234:ASP:CG	10:C16:1302:LYS:HZ2	2.09	0.56
10:C16:1234:ASP:OD1	10:C16:1302:LYS:NZ	2.25	0.56

*Continued on next page...*

*Continued from previous page...*

Atom-1	Atom-2	Interatomic distance (Å)	Clash overlap (Å)
10:C16:1340:PRO:HG2	10:C16:1746:GLY:CA	2.34	0.56
10:C16:1488:ILE:HD11	10:C16:1528:LEU:CD2	2.34	0.56
11:A24:386:GLY:O	11:A24:459:ARG:CZ	2.53	0.56
11:A24:806:GLN:CG	11:A24:847:ARG:HH22	2.16	0.56
10:C24:1278:ASP:OD1	21:H24:282:GLU:HG2	2.05	0.56
10:C24:1807:LEU:HD23	10:C24:1810:LEU:HD11	1.85	0.56
11:A40:303:ALA:HB2	11:A40:321:ILE:HD11	1.87	0.56
12:A:643:SER:N	12:A:685:ARG:NH1	2.53	0.56
13:V:818:THR:HG23	13:V:824:TRP:HE1	1.70	0.56
10:C:244:ASN:HD22	10:C:263:LEU:CD1	2.18	0.56
10:C:667:ILE:CG1	10:C:670:GLU:H	2.17	0.56
10:C:1002:LEU:CD2	10:C:1012:ARG:CZ	2.79	0.56
10:C:1149:PHE:CE1	10:C:1153:LEU:HD11	2.40	0.56
10:C8:325:MET:CE	10:C8:352:LEU:HD11	2.35	0.56
10:C8:1358:ASP:C	10:C8:1361:LYS:H	2.13	0.56
11:A16:845:THR:CB	24:D16:1297:HIS:CE1	2.89	0.56
11:A32:702:GLU:OE2	24:D32:1395:SER:OG	2.19	0.56
18:B:1390:LEU:HD11	18:B:1404:LEU:CD1	2.36	0.56
18:B:1676:VAL:O	18:B:1677:ARG:C	2.44	0.56
18:B:1911:LEU:HA	18:B:1960:LEU:HD11	1.86	0.56
18:B8:495:THR:HG22	18:B8:549:TRP:CD1	2.40	0.56
18:B8:1911:LEU:HA	18:B8:1960:LEU:HD11	1.87	0.56
20:E:128:SER:O	20:E:131:PRO:HD2	2.04	0.56
20:E:202:ASP:O	20:E:204:SER:N	2.38	0.56
20:E:297:TRP:CE2	20:E:298:ARG:HG3	2.40	0.56
20:E8:333:ASP:O	20:E8:337:THR:OG1	2.21	0.56
21:H8:294:PRO:O	21:H8:300:ARG:NH2	2.38	0.56
24:D:400:VAL:HG21	24:D16:751:MET:HB2	1.87	0.56
10:C32:229:PRO:HG2	10:C32:270:THR:HG23	1.87	0.56
10:C32:244:ASN:HD22	10:C32:263:LEU:CD1	2.18	0.56
10:C32:325:MET:CE	10:C32:352:LEU:HD11	2.35	0.56
10:C32:667:ILE:HD12	10:C32:667:ILE:C	2.31	0.56
10:C32:1271:PHE:HE2	10:C32:1284:ASP:HB3	1.52	0.56
10:C32:1274:ALA:O	10:C32:1276:SER:N	2.38	0.56
10:C32:1337:LEU:HD23	12:A48:126:ARG:NH1	2.20	0.56
10:C32:1541:PHE:CE1	10:C32:1649:LYS:CD	2.89	0.56
12:A48:587:VAL:CG2	12:A48:636:PHE:HE1	2.18	0.56
2:M8:257:VAL:CG2	2:M8:274:VAL:HG21	2.34	0.56
2:M16:537:ILE:HG13	2:M16:558:MET:CE	2.22	0.56
5:P8:644:TRP:HB2	5:P8:678:LEU:HD11	1.87	0.56
6:O8:224:ASP:OD1	6:O8:251:LYS:NZ	2.36	0.56

*Continued on next page...*



*Continued from previous page...*

Atom-1	Atom-2	Interatomic distance (Å)	Clash overlap (Å)
7:Q8:219:GLY:O	7:Q8:221:TRP:N	2.38	0.56
5:P16:291:LEU:CD1	5:P16:299:CYS:SG	2.94	0.56
9:K:1206:LEU:HD22	9:K:1265:ILE:HD11	1.87	0.56
10:C16:565:ARG:HA	10:C16:568:TRP:CD2	2.41	0.56
10:C16:1285:VAL:HA	10:C16:1735:TYR:CE2	2.32	0.56
10:C16:1358:ASP:C	10:C16:1360:GLN:H	2.14	0.56
11:A24:11:THR:CG2	22:I8:162:GLN:NE2	2.67	0.56
10:C24:864:ALA:HB1	10:C24:914:LEU:HD11	1.87	0.56
10:C24:1389:ILE:O	10:C24:1393:SER:OG	2.23	0.56
11:A40:607:ARG:NH1	24:D32:914:PHE:CE1	2.73	0.56
15:J:683:ILE:C	15:J:685:GLY:N	2.63	0.56
10:C:229:PRO:HG2	10:C:270:THR:HG23	1.87	0.56
10:C:1246:SER:C	10:C:1309:ARG:HH22	2.14	0.56
10:C:1614:LEU:CD1	10:C:1635:LEU:HD23	2.36	0.56
10:C8:1246:SER:C	10:C8:1309:ARG:HH22	2.14	0.56
10:C8:1389:ILE:O	10:C8:1393:SER:OG	2.23	0.56
11:A16:259:ILE:HG22	11:A16:276:LEU:CD2	2.35	0.56
11:A32:587:VAL:CG2	11:A32:636:PHE:HE1	2.18	0.56
18:B:152:HIS:HB3	18:B:163:ILE:CD1	2.28	0.56
18:B:986:ALA:C	18:B:988:SER:H	2.14	0.56
18:B:1234:MET:HB2	18:B:1235:PRO:HD3	1.88	0.56
18:B:1733:SER:HB2	18:B:1868:LEU:HD12	1.86	0.56
18:B8:671:MET:HE1	18:B8:736:ALA:HB2	1.84	0.56
18:B8:1439:LYS:HZ3	24:D32:1257:ASN:HB3	1.61	0.56
19:4:250:ILE:HD11	20:E:163:ILE:CD1	2.22	0.56
21:H16:228:LEU:HD11	23:J16:593:VAL:CG2	2.34	0.56
24:D:308:ASN:CB	24:D16:753:ARG:NH2	2.68	0.56
10:C32:1271:PHE:HE2	10:C32:1284:ASP:CA	2.18	0.56
1:R:1145:LYS:HD2	1:R:1149:HIS:CE1	2.40	0.56
1:R:1334:GLU:CG	10:C:1170:VAL:HG23	2.35	0.56
3:N:208:LYS:HB3	3:N:239:ILE:CD1	2.34	0.56
1:R8:1449:TRP:CH2	2:M8:161:ASP:C	2.78	0.56
1:R8:1449:TRP:CH2	2:M8:161:ASP:N	2.73	0.56
2:M8:217:ILE:HD11	3:N8:8:THR:HG21	1.87	0.56
2:M8:342:VAL:CG1	2:M8:343:MET:N	2.59	0.56
7:Q:219:GLY:O	7:Q:221:TRP:N	2.38	0.56
5:P16:259:TYR:OH	5:P16:275:GLU:OE2	2.22	0.56
5:P16:465:TYR:HE1	5:P16:482:TYR:CZ	2.24	0.56
7:Q16:254:ALA:HB2	7:Q16:302:ILE:HD13	1.87	0.56
7:Q16:266:LEU:HD21	7:Q16:302:ILE:HD12	1.87	0.56
9:K:631:VAL:CG1	9:K:764:VAL:HB	2.27	0.56

*Continued on next page...*



*Continued from previous page...*

Atom-1	Atom-2	Interatomic distance (Å)	Clash overlap (Å)
9:K:923:ILE:HG22	9:K:929:ARG:HH21	1.70	0.56
10:C16:75:GLN:HE21	10:C16:112:PRO:CG	2.16	0.56
10:C16:244:ASN:HD22	10:C16:263:LEU:CD1	2.18	0.56
10:C16:688:TRP:CZ2	10:C16:777:LEU:HD13	2.40	0.56
10:C16:1335:ILE:O	10:C16:1336:ALA:C	2.48	0.56
10:C24:325:MET:CE	10:C24:352:LEU:HD11	2.35	0.56
11:A40:737:GLU:HG3	24:D32:871:ARG:NH2	2.07	0.56
12:A:144:LYS:HE2	10:C:1821:VAL:HG11	1.86	0.56
12:A:362:ARG:HG2	12:A:366:ARG:NH1	2.21	0.56
12:A:557:LEU:HD23	12:A:561:ASP:HB3	1.85	0.56
13:V:850:LEU:CD2	15:J:665:ILE:HD12	2.30	0.56
10:C:853:GLY:C	10:C:856:PRO:HD2	2.30	0.56
11:A16:445:ASN:ND2	17:F8:65:ARG:HH12	1.99	0.56
11:A16:696:ILE:CD1	11:A16:728:ILE:CD1	2.82	0.56
18:B:94:LEU:CD2	18:B:132:LEU:CD2	2.77	0.56
18:B8:986:ALA:C	18:B8:988:SER:H	2.14	0.56
18:B8:1505:MET:CE	18:B8:1518:VAL:CG2	2.84	0.56
20:E:24:ILE:HB	20:E:25:PRO:HD3	1.88	0.56
20:E:50:PHE:CZ	20:E:54:HIS:CD2	2.93	0.56
21:H8:284:LEU:CD2	23:J8:650:GLN:HB3	2.36	0.56
21:H16:194:VAL:HG13	21:H16:199:ASP:CB	2.34	0.56
10:C32:565:ARG:HA	10:C32:568:TRP:CD2	2.41	0.56
10:C32:761:VAL:CG2	10:C32:826:TYR:HA	2.35	0.56
10:C32:1111:SER:OG	10:C32:1114:TYR:CD2	2.57	0.56
10:C32:1246:SER:C	10:C32:1309:ARG:HH22	2.14	0.56
12:A48:638:LEU:HA	12:A48:644:GLY:HA2	1.86	0.56
2:M:202:LYS:HE2	2:M:206:SER:C	2.30	0.56
2:M:211:MET:CE	3:N:280:ASN:HA	2.35	0.56
1:R8:1124:TRP:CE3	1:R8:1170:LEU:O	2.59	0.56
1:R8:1188:TYR:CZ	24:D40:1459:LEU:HD13	2.40	0.56
1:R16:1269:LEU:CD1	5:P16:684:ARG:NE	2.59	0.56
1:R16:1449:TRP:CH2	2:M16:161:ASP:N	2.73	0.56
5:P:465:TYR:HE1	5:P:482:TYR:CZ	2.24	0.56
7:Q:254:ALA:HB2	7:Q:302:ILE:HD13	1.87	0.56
6:O8:69:TYR:CZ	6:O8:122:LEU:HB2	2.41	0.56
7:Q8:266:LEU:HD21	7:Q8:302:ILE:HD12	1.87	0.56
9:K:987:TYR:CE2	9:K:1016:PHE:HD2	2.23	0.56
9:K:1230:LEU:CD2	9:K:1244:VAL:HG22	2.34	0.56
10:C16:472:ASN:OD1	10:C16:473:PHE:N	2.39	0.56
10:C16:1708:ARG:HE	10:C16:1733:ARG:NH1	2.03	0.56
11:A24:156:MET:CB	11:A24:555:HIS:CD2	2.53	0.56

*Continued on next page...*

*Continued from previous page...*

Atom-1	Atom-2	Interatomic distance (Å)	Clash overlap (Å)
11:A24:468:VAL:CG2	24:D16:1103:LEU:HD11	2.13	0.56
11:A24:587:VAL:CG2	11:A24:636:PHE:HE1	2.18	0.56
10:C24:1340:PRO:HG2	10:C24:1746:GLY:CA	2.34	0.56
10:C24:1340:PRO:CG	10:C24:1746:GLY:HA3	2.35	0.56
10:C24:1796:LEU:HG	10:C24:1800:LEU:HD12	1.87	0.56
13:V:745:LEU:HD13	15:J:557:ARG:HH12	1.61	0.56
13:V:825:GLN:CA	14:W:707:LYS:NZ	2.68	0.56
10:C:688:TRP:CZ2	10:C:777:LEU:HD13	2.40	0.56
10:C:743:PHE:CE2	10:C:749:LEU:HD22	2.40	0.56
10:C:1358:ASP:C	10:C:1360:GLN:H	2.14	0.56
10:C8:761:VAL:CG2	10:C8:826:TYR:HA	2.35	0.56
11:A16:90:PHE:CD2	18:B:1788:ILE:CG1	2.89	0.56
11:A16:154:ILE:HA	11:A16:157:LEU:HD12	1.87	0.56
17:F:69:SER:O	17:F:71:GLU:N	2.38	0.56
11:A32:154:ILE:HA	11:A32:157:LEU:HD12	1.87	0.56
18:B:472:SER:HA	18:B:584:ARG:NH1	2.21	0.56
18:B:1137:ASP:OD1	18:B:1138:PRO:HD2	2.06	0.56
18:B8:1234:MET:HB2	18:B8:1235:PRO:HD3	1.88	0.56
22:I24:289:LEU:CD2	22:I24:296:ARG:HH12	2.17	0.56
21:H16:154:VAL:HG13	21:H16:188:ARG:CG	2.35	0.56
21:H16:260:ILE:HG23	23:J16:628:TYR:HB2	1.87	0.56
21:H16:284:LEU:CD2	23:J16:650:GLN:HB3	2.36	0.56
10:C32:510:TRP:N	10:C32:511:PRO:HD2	2.21	0.56
10:C32:1796:LEU:HG	10:C32:1800:LEU:HD12	1.87	0.56
2:M:421:LEU:HD11	8:L:346:TRP:HD1	1.63	0.56
2:M8:202:LYS:HE2	2:M8:206:SER:C	2.30	0.56
1:R16:1239:TRP:CE2	1:R16:1251:LEU:HD13	2.41	0.56
9:K:621:ASN:ND2	9:K:683:GLN:OE1	2.39	0.56
11:A24:362:ARG:NE	11:A24:366:ARG:HH22	2.03	0.56
11:A40:107:GLN:NE2	21:H16:324:LEU:O	2.37	0.56
12:A:634:ILE:HD13	12:A:678:LYS:HZ2	1.70	0.56
13:V:762:LEU:O	13:V:766:VAL:HG23	2.05	0.56
13:V:920:MET:HE3	14:W:797:ILE:HG21	1.88	0.56
15:J:683:ILE:C	15:J:685:GLY:H	2.11	0.56
10:C:60:LYS:HG2	10:C:77:ILE:HD11	1.87	0.56
10:C8:847:ARG:CD	10:C8:903:ASN:OD1	2.53	0.56
10:C8:853:GLY:C	10:C8:856:PRO:HD2	2.30	0.56
10:C8:1058:GLU:O	10:C8:1059:ALA:C	2.46	0.56
10:C8:1271:PHE:HE2	10:C8:1284:ASP:CA	2.19	0.56
18:B:1515:LEU:HD21	18:B:1563:PHE:HB2	1.88	0.56
18:B:1739:LEU:HD22	18:B:1777:LEU:HD22	1.88	0.56

*Continued on next page...*

*Continued from previous page...*

Atom-1	Atom-2	Interatomic distance (Å)	Clash overlap (Å)
18:B:1785:LYS:O	18:B:1787:LYS:N	2.39	0.56
18:B8:624:ILE:O	18:B8:627:SER:OG	2.19	0.56
18:B8:842:ASN:OD1	18:B8:899:LYS:NZ	2.39	0.56
18:B8:1739:LEU:HD22	18:B8:1777:LEU:HD22	1.88	0.56
20:E:407:LEU:CD1	20:E:462:THR:HG23	2.35	0.56
20:E8:201:LEU:O	20:E8:203:TRP:N	2.39	0.56
22:I8:289:LEU:CD2	22:I8:296:ARG:HH12	2.17	0.56
21:H24:294:PRO:O	21:H24:300:ARG:NH2	2.38	0.56
10:C32:565:ARG:NH1	10:C32:602:VAL:CG1	2.68	0.56
12:A48:806:GLN:CG	12:A48:847:ARG:HH22	2.16	0.56
2:M:257:VAL:CG2	2:M:274:VAL:HG21	2.35	0.56
1:R16:1431:ARG:O	2:M16:177:VAL:CG1	2.54	0.56
3:N16:256:LYS:HD2	3:N16:286:TRP:HH2	1.70	0.56
5:P:259:TYR:OH	5:P:275:GLU:OE2	2.23	0.56
5:P:291:LEU:CD1	5:P:299:CYS:SG	2.94	0.56
7:Q:27:GLN:HB2	7:Q:341:GLN:OE1	2.06	0.56
7:Q:236:HIS:HE1	7:Q:238:SER:OG	1.89	0.56
5:P8:101:LEU:HD23	5:P8:133:TYR:CD1	2.40	0.56
5:P8:675:LEU:HD12	5:P8:704:LEU:CD1	2.36	0.56
7:Q16:124:PHE:CE1	7:Q16:125:TYR:CE2	2.80	0.56
9:K:1055:THR:O	9:K:1057:GLU:N	2.39	0.56
10:C16:1614:LEU:CD1	10:C16:1635:LEU:HD23	2.36	0.56
11:A24:303:ALA:HB2	11:A24:321:ILE:HD11	1.87	0.56
10:C24:510:TRP:N	10:C24:511:PRO:HD2	2.21	0.56
10:C24:1234:ASP:OD1	10:C24:1302:LYS:NZ	2.25	0.56
11:A40:743:ARG:HH22	24:D32:699:HIS:CG	2.23	0.56
12:A:259:ILE:HG22	12:A:276:LEU:CD2	2.36	0.56
10:C:8:VAL:CG2	10:C:133:THR:OG1	2.52	0.56
10:C8:60:LYS:HG2	10:C8:77:ILE:HD11	1.87	0.56
10:C8:663:ILE:HG22	10:C8:667:ILE:HG23	1.86	0.56
10:C8:743:PHE:CE2	10:C8:749:LEU:HD22	2.40	0.56
11:A16:154:ILE:CG2	18:B:1851:VAL:HG21	2.36	0.56
11:A32:154:ILE:CG2	18:B8:1851:VAL:HG21	2.36	0.56
18:B8:643:MET:HE2	18:B8:711:CYS:HB3	1.87	0.56
18:B8:1799:VAL:C	18:B8:1801:GLY:H	2.13	0.56
19:4:179:MET:O	20:E:416:LYS:HE3	2.05	0.56
20:E:201:LEU:O	20:E:203:TRP:N	2.39	0.56
20:E:432:ILE:HG22	20:E:434:TRP:CD1	2.40	0.56
10:C32:278:ARG:NH1	10:C32:287:SER:CB	2.62	0.56
10:C32:397:LEU:HD21	10:C32:444:LEU:HD21	1.88	0.56
10:C32:1358:ASP:C	10:C32:1360:GLN:H	2.14	0.56

*Continued on next page...*

*Continued from previous page...*

Atom-1	Atom-2	Interatomic distance (Å)	Clash overlap (Å)
12:A48:362:ARG:HG2	12:A48:366:ARG:NH1	2.21	0.56
1:R16:526:ASN:HA	1:R16:529:HIS:HE1	1.64	0.56
2:M16:202:LYS:HE2	2:M16:206:SER:C	2.31	0.56
5:P:675:LEU:HD12	5:P:704:LEU:CD1	2.36	0.56
5:P8:566:PHE:HZ	5:P8:597:GLY:C	2.13	0.56
8:L16:1068:PHE:HD1	8:L16:1068:PHE:C	2.14	0.56
9:K:879:CYS:HB2	9:K:900:TYR:HE2	1.71	0.56
9:K:1133:ILE:HG21	9:K:1166:LEU:HD23	1.88	0.56
9:K8:1065:GLU:C	9:K8:1067:VAL:N	2.64	0.56
9:K8:1259:LYS:O	9:K8:1263:THR:OG1	2.20	0.56
10:C16:719:PRO:C	10:C16:721:PHE:N	2.62	0.56
10:C24:244:ASN:HD22	10:C24:263:LEU:CD1	2.18	0.56
10:C24:397:LEU:HD21	10:C24:444:LEU:HD21	1.88	0.56
10:C24:472:ASN:OD1	10:C24:473:PHE:N	2.39	0.56
10:C24:565:ARG:HA	10:C24:568:TRP:CD2	2.41	0.56
10:C24:586:PRO:CD	10:C24:650:ARG:HH12	2.10	0.56
10:C24:1286:MET:CE	10:C24:1344:VAL:CG1	2.84	0.56
10:C24:1395:GLY:O	10:C24:1400:LYS:HE3	2.06	0.56
11:A40:259:ILE:HG22	11:A40:276:LEU:CD2	2.35	0.56
11:A40:362:ARG:NE	11:A40:366:ARG:HH22	2.03	0.56
12:A:302:GLN:HE21	12:A:324:ARG:NH1	1.97	0.56
10:C:397:LEU:HD21	10:C:444:LEU:HD21	1.88	0.56
10:C:520:TYR:OH	10:C:542:ASP:OD2	2.23	0.56
10:C:761:VAL:CG2	10:C:826:TYR:HA	2.36	0.56
10:C:1271:PHE:HE2	10:C:1284:ASP:CA	2.19	0.56
10:C:1286:MET:CE	10:C:1344:VAL:CG1	2.84	0.56
11:A16:303:ALA:HB2	11:A16:321:ILE:HD11	1.87	0.56
11:A32:696:ILE:CD1	11:A32:728:ILE:CD1	2.82	0.56
11:A32:706:SER:HB2	24:D32:1398:ARG:NE	2.19	0.56
18:B:1152:ASP:OD1	18:B:1378:LYS:NZ	2.37	0.56
18:B8:472:SER:HA	18:B8:584:ARG:NH1	2.21	0.56
18:B8:1515:LEU:HD21	18:B8:1563:PHE:HB2	1.88	0.56
19:4:250:ILE:CB	20:E:165:ARG:NH2	2.62	0.56
20:E:448:LYS:HB2	20:E:451:ILE:HD12	1.88	0.56
21:H8:260:ILE:HG23	23:J8:628:TYR:HB2	1.87	0.56
21:H24:260:ILE:HG23	23:J24:628:TYR:HB2	1.87	0.56
10:C32:445:MET:HE1	10:C32:462:PHE:CZ	2.41	0.56
10:C32:853:GLY:C	10:C32:856:PRO:HD2	2.30	0.56
10:C32:1389:ILE:O	10:C32:1393:SER:OG	2.23	0.56
10:C32:1619:PRO:O	10:C32:1621:LYS:N	2.36	0.56
1:R:1033:LYS:NZ	24:D:1432:THR:HG21	2.20	0.56

*Continued on next page...*

*Continued from previous page...*

Atom-1	Atom-2	Interatomic distance (Å)	Clash overlap (Å)
1:R:1428:VAL:HG23	6:O:165:LYS:NZ	2.12	0.56
5:P8:402:LEU:HD13	5:P8:433:LEU:HD13	1.88	0.56
7:Q16:236:HIS:HE1	7:Q16:238:SER:OG	1.89	0.56
8:L16:947:ASN:HB3	8:L16:1026:ARG:NH2	2.20	0.56
10:C16:847:ARG:NH2	10:C16:910:SER:CB	2.59	0.56
10:C16:1246:SER:C	10:C16:1309:ARG:HH22	2.14	0.56
10:C24:168:ARG:HH12	10:C24:229:PRO:HA	1.70	0.56
10:C24:1290:HIS:HD2	10:C24:1334:MET:HE2	1.66	0.56
11:A40:28:SER:C	11:A40:30:PHE:H	2.14	0.56
11:A40:375:ALA:N	11:A40:376:PRO:HD2	2.21	0.56
11:A40:696:ILE:CD1	11:A40:728:ILE:CD1	2.82	0.56
10:C:452:LEU:CD1	10:C:452:LEU:C	2.71	0.56
10:C:561:ASN:OD1	10:C:562:PRO:CD	2.50	0.56
10:C8:280:SER:C	10:C8:282:LYS:H	2.14	0.56
10:C8:864:ALA:HB1	10:C8:914:LEU:HD11	1.87	0.56
10:C8:1358:ASP:C	10:C8:1360:GLN:H	2.14	0.56
11:A32:711:ARG:CD	24:D32:1398:ARG:HG2	2.35	0.56
18:B:806:ILE:HD13	18:B:841:LEU:HD11	1.88	0.56
18:B8:806:ILE:HD13	18:B8:841:LEU:HD11	1.88	0.56
18:B8:1785:LYS:O	18:B8:1787:LYS:N	2.39	0.56
19:4:423:PRO:HD2	19:4:441:PHE:HE1	1.69	0.56
20:E8:350:GLU:HB3	20:E8:352:PHE:CD2	2.40	0.56
21:H24:284:LEU:CD2	23:J24:650:GLN:HB3	2.36	0.56
10:C32:280:SER:C	10:C32:282:LYS:H	2.14	0.56
1:R:1033:LYS:HG3	24:D:1436:ARG:HE	1.68	0.55
1:R:1124:TRP:CE3	1:R:1170:LEU:O	2.59	0.55
1:R:1225:PHE:CE1	1:R:1247:PRO:HB3	2.40	0.55
1:R:1473:HIS:CD2	6:O:160:LEU:HD13	2.41	0.55
3:N:116:ILE:CG2	3:N:177:TYR:HE1	2.19	0.55
3:N:263:TRP:NE1	3:N:279:GLY:HA2	2.18	0.55
1:R8:1431:ARG:O	2:M8:177:VAL:CG1	2.54	0.55
2:M8:166:THR:N	2:M8:169:THR:HG1	2.04	0.55
2:M8:188:ARG:HB2	3:N8:264:ARG:NH1	2.20	0.55
2:M8:202:LYS:HE2	2:M8:206:SER:O	2.06	0.55
1:R16:1449:TRP:HZ2	2:M16:161:ASP:O	1.83	0.55
2:M16:552:PHE:HZ	2:M16:559:PHE:CE2	2.17	0.55
2:M16:844:VAL:HG13	4:T16:660:LEU:HD11	1.88	0.55
5:P:109:ILE:HD13	14:W:18:PRO:HG2	1.77	0.55
5:P:675:LEU:CD1	5:P:704:LEU:CD1	2.83	0.55
5:P16:241:LEU:O	5:P16:369:TYR:OH	2.18	0.55
9:K:798:LEU:CB	9:K:842:ILE:HD11	2.36	0.55

*Continued on next page...*

*Continued from previous page...*

Atom-1	Atom-2	Interatomic distance (Å)	Clash overlap (Å)
9:K:916:LYS:C	9:K:919:MET:HG2	2.29	0.55
9:K8:1028:GLN:OE1	9:K8:1037:ALA:CA	2.47	0.55
9:K16:975:MET:HG3	9:K16:985:PHE:HE1	1.70	0.55
10:C16:11:VAL:HG21	10:C16:133:THR:HG23	1.87	0.55
10:C16:397:LEU:HD21	10:C16:444:LEU:HD21	1.88	0.55
10:C16:1395:GLY:O	10:C16:1400:LYS:HE3	2.06	0.55
10:C16:1796:LEU:HG	10:C16:1800:LEU:HD12	1.87	0.55
10:C24:60:LYS:HG2	10:C24:77:ILE:HD11	1.87	0.55
10:C24:390:HIS:CG	10:C24:452:LEU:CG	2.87	0.55
10:C24:1050:HIS:CE1	10:C24:1086:LYS:HZ1	2.19	0.55
10:C24:1251:PHE:HZ	10:C24:1319:ARG:HH12	1.39	0.55
10:C24:1285:VAL:HA	10:C24:1735:TYR:CE2	2.32	0.55
10:C:169:GLN:O	10:C:173:THR:OG1	2.23	0.55
10:C:565:ARG:HA	10:C:568:TRP:CD2	2.41	0.55
10:C8:1337:LEU:HD23	16:A8:126:ARG:NH1	2.20	0.55
10:C8:1619:PRO:O	10:C8:1621:LYS:N	2.36	0.55
10:C8:1637:PHE:CD1	16:A8:136:LEU:HD11	2.41	0.55
11:A16:437:LEU:CD1	11:A16:454:LYS:HZ3	2.17	0.55
11:A16:823:VAL:HG12	11:A16:830:ILE:HD11	1.89	0.55
11:A32:28:SER:C	11:A32:30:PHE:H	2.14	0.55
18:B:273:MET:HG3	18:B:390:HIS:CD2	2.41	0.55
18:B:786:ASP:CB	24:D16:1066:VAL:HG22	2.32	0.55
21:H:154:VAL:HG13	21:H:188:ARG:CG	2.35	0.55
21:H:260:ILE:HG23	23:J32:628:TYR:HB2	1.87	0.55
23:J24:718:GLN:HE22	23:J24:737:TRP:HZ3	1.42	0.55
1:R:1239:TRP:CE2	1:R:1251:LEU:HD13	2.41	0.55
1:R:1335:ILE:HD11	10:C:1170:VAL:HG11	1.89	0.55
1:R:1453:LYS:HZ1	10:C:616:GLN:HG3	1.70	0.55
2:M:166:THR:N	2:M:169:THR:OG1	2.33	0.55
1:R8:1239:TRP:CE2	1:R8:1251:LEU:HD13	2.41	0.55
1:R16:1124:TRP:CE3	1:R16:1170:LEU:O	2.59	0.55
7:Q:4:MET:HE2	7:Q:361:PRO:HB2	1.87	0.55
5:P8:465:TYR:HE1	5:P8:482:TYR:CZ	2.24	0.55
7:Q8:221:TRP:CH2	7:Q8:222:PHE:HE2	2.24	0.55
9:K:621:ASN:OD1	9:K:622:VAL:N	2.40	0.55
9:K8:798:LEU:CB	9:K8:842:ILE:HD11	2.36	0.55
9:K8:1055:THR:O	9:K8:1057:GLU:N	2.39	0.55
10:C16:615:GLU:HA	10:C16:619:LEU:HD12	1.88	0.55
10:C16:1286:MET:CE	10:C16:1344:VAL:CG1	2.84	0.55
10:C16:1358:ASP:C	10:C16:1361:LYS:H	2.13	0.55
10:C24:615:GLU:HA	10:C24:619:LEU:HD12	1.88	0.55

*Continued on next page...*



*Continued from previous page...*

Atom-1	Atom-2	Interatomic distance (Å)	Clash overlap (Å)
10:C24:1614:LEU:CD1	10:C24:1635:LEU:HD23	2.36	0.55
11:A40:468:VAL:HG21	24:D32:1100:GLN:HB3	1.87	0.55
12:A:240:GLU:O	12:A:242:THR:N	2.39	0.55
12:A:362:ARG:NE	12:A:366:ARG:HH22	2.03	0.55
14:W:680:ARG:HB3	15:J:603:LEU:HD21	1.88	0.55
10:C:758:GLN:NE2	10:C:819:GLN:CG	2.69	0.55
10:C:1395:GLY:O	10:C:1400:LYS:HE3	2.06	0.55
10:C8:453:LEU:CD2	10:C8:459:LEU:CG	2.82	0.55
10:C8:510:TRP:N	10:C8:511:PRO:HD2	2.21	0.55
10:C8:1009:GLN:C	10:C8:1192:ARG:NH2	2.60	0.55
11:A32:303:ALA:HB2	11:A32:321:ILE:HD11	1.87	0.55
18:B:842:ASN:OD1	18:B:899:LYS:NZ	2.39	0.55
18:B8:514:THR:HG23	18:B8:549:TRP:HZ3	1.68	0.55
18:B8:712:PRO:HG2	18:B8:759:MET:HE1	0.60	0.55
21:H24:193:LEU:HD21	21:H24:195:GLN:NE2	2.15	0.55
10:C32:1212:GLU:OE1	12:A48:109:HIS:NE2	2.26	0.55
10:C32:1340:PRO:CG	10:C32:1746:GLY:HA3	2.35	0.55
10:C32:1614:LEU:CD1	10:C32:1635:LEU:HD23	2.36	0.55
12:A48:224:PHE:O	12:A48:226:PRO:HD3	2.04	0.55
12:A48:560:MET:HE2	12:A48:615:GLN:NE2	1.97	0.55
2:M:173:SER:OG	3:N:234:GLN:NE2	2.31	0.55
2:M8:257:VAL:HG23	2:M8:274:VAL:CG2	2.36	0.55
2:M8:417:ARG:HG3	8:L8:298:PHE:CD2	2.42	0.55
2:M8:537:ILE:CG1	2:M8:558:MET:HE3	2.36	0.55
3:N8:208:LYS:HB3	3:N8:239:ILE:CD1	2.34	0.55
2:M16:188:ARG:HB2	3:N16:264:ARG:NH1	2.20	0.55
2:M16:257:VAL:HG23	2:M16:274:VAL:CG2	2.36	0.55
2:M16:342:VAL:CG1	2:M16:343:MET:H	1.92	0.55
5:P:600:PHE:CZ	5:P:638:SER:O	2.59	0.55
5:P8:12:GLU:HB2	5:P8:78:GLY:HA3	1.88	0.55
7:Q8:236:HIS:HE1	7:Q8:238:SER:OG	1.89	0.55
7:Q16:97:PRO:HD2	7:Q16:113:ILE:O	2.06	0.55
7:Q16:219:GLY:O	7:Q16:221:TRP:N	2.38	0.55
9:K:649:MET:HB3	9:K:704:ARG:HH22	1.54	0.55
9:K:774:LEU:O	9:K:778:LEU:HB2	2.05	0.55
9:K8:828:PRO:CB	9:K8:830:HIS:CE1	2.89	0.55
10:C16:510:TRP:N	10:C16:511:PRO:HD2	2.21	0.55
10:C16:667:ILE:CG2	10:C16:669:GLY:C	2.68	0.55
10:C16:1058:GLU:O	10:C16:1059:ALA:C	2.46	0.55
10:C16:1337:LEU:CD2	11:A24:126:ARG:HH11	2.20	0.55
10:C24:1619:PRO:O	10:C24:1621:LYS:N	2.36	0.55

*Continued on next page...*



*Continued from previous page...*

Atom-1	Atom-2	Interatomic distance (Å)	Clash overlap (Å)
13:V:783:TRP:CZ2	14:W:671:GLU:HG3	2.36	0.55
14:W:586:ILE:HD12	15:J:572:ASP:HB2	1.82	0.55
18:B:241:TYR:HB2	18:B:271:LEU:CD2	2.32	0.55
18:B:428:GLN:HG3	18:B:584:ARG:CZ	2.11	0.55
20:E8:350:GLU:C	20:E8:352:PHE:N	2.64	0.55
21:H:194:VAL:HG13	21:H:199:ASP:CB	2.34	0.55
21:H:284:LEU:CD2	23:J32:650:GLN:HB3	2.36	0.55
21:H:294:PRO:O	21:H:300:ARG:NH2	2.38	0.55
22:I:131:ARG:CG	23:J32:557:ARG:HH22	2.11	0.55
23:J32:734:PRO:O	23:J32:735:LYS:C	2.46	0.55
23:J16:718:GLN:HE22	23:J16:737:TRP:HZ3	1.43	0.55
10:C32:75:GLN:HE21	10:C32:112:PRO:CG	2.16	0.55
10:C32:1286:MET:CE	10:C32:1344:VAL:CG1	2.84	0.55
1:R:979:GLN:CG	24:D:1438:ALA:HB3	2.36	0.55
1:R:1428:VAL:HG21	6:O:165:LYS:HZ2	1.62	0.55
6:O:130:ASP:O	6:O:166:PRO:HG2	2.07	0.55
7:Q:97:PRO:HD2	7:Q:113:ILE:O	2.06	0.55
7:Q:265:VAL:HG11	7:Q:271:ALA:HB1	1.89	0.55
5:P8:96:VAL:CG1	5:P8:481:ILE:HD13	2.31	0.55
5:P8:610:SER:C	5:P8:629:ARG:HH21	2.06	0.55
5:P8:634:MET:HG3	5:P8:671:MET:SD	2.47	0.55
7:Q8:27:GLN:HB2	7:Q8:341:GLN:OE1	2.06	0.55
5:P16:12:GLU:HB2	5:P16:78:GLY:HA3	1.88	0.55
6:O16:69:TYR:CZ	6:O16:122:LEU:HB2	2.41	0.55
7:Q16:221:TRP:CH2	7:Q16:222:PHE:HE2	2.24	0.55
8:L16:1031:PRO:HA	8:L16:1068:PHE:CZ	2.39	0.55
9:K8:707:GLN:OE1	9:K8:761:TYR:OH	2.22	0.55
10:C16:60:LYS:HG2	10:C16:77:ILE:HD11	1.87	0.55
10:C16:229:PRO:HG2	10:C16:270:THR:HG23	1.87	0.55
10:C16:1340:PRO:CG	10:C16:1746:GLY:HA3	2.35	0.55
10:C16:1449:GLU:OE1	24:D8:1151:SER:CA	2.55	0.55
11:A24:803:PRO:HB3	24:D8:1401:LEU:CG	2.32	0.55
10:C24:11:VAL:HG21	10:C24:133:THR:HG23	1.87	0.55
10:C24:445:MET:HE1	10:C24:462:PHE:CZ	2.41	0.55
10:C24:643:LEU:CD2	10:C24:675:ASP:CG	2.69	0.55
10:C24:1246:SER:C	10:C24:1309:ARG:HH22	2.14	0.55
10:C24:1477:GLN:HG2	24:D24:1407:PHE:CG	2.42	0.55
10:C24:1682:VAL:HG22	10:C24:1758:LEU:CD2	2.36	0.55
12:A:136:LEU:HD11	10:C:1637:PHE:CD1	2.41	0.55
10:C:280:SER:C	10:C:282:LYS:H	2.14	0.55
10:C:510:TRP:N	10:C:511:PRO:HD2	2.21	0.55

*Continued on next page...*

*Continued from previous page...*

Atom-1	Atom-2	Interatomic distance (Å)	Clash overlap (Å)
10:C:1109:VAL:HG12	10:C:1109:VAL:O	2.07	0.55
10:C:1154:TRP:CZ2	10:C:1158:HIS:CD2	2.95	0.55
10:C8:472:ASN:OD1	10:C8:473:PHE:N	2.39	0.55
10:C8:565:ARG:HA	10:C8:568:TRP:CD2	2.41	0.55
10:C8:1395:GLY:O	10:C8:1400:LYS:HE3	2.06	0.55
11:A32:362:ARG:HG2	11:A32:366:ARG:NH1	2.21	0.55
11:A32:362:ARG:NE	11:A32:366:ARG:HH22	2.03	0.55
11:A32:823:VAL:HG12	11:A32:830:ILE:HD11	1.89	0.55
18:B:230:ASN:OD1	18:B:233:ARG:HB2	2.06	0.55
18:B:1434:VAL:HG13	18:B:1458:LEU:HD22	1.87	0.55
18:B:1700:LEU:CD2	18:B:1833:PHE:CD2	2.89	0.55
18:B8:957:ALA:HA	18:B8:964:LEU:HD22	1.88	0.55
18:B8:1222:TYR:HB3	18:B8:1233:LEU:CD2	2.37	0.55
18:B8:1390:LEU:HD11	18:B8:1404:LEU:CD1	2.36	0.55
19:4:345:GLU:HB3	19:4:349:LEU:HD12	1.88	0.55
21:H24:253:ARG:NE	23:J24:621:GLU:OE2	2.38	0.55
10:C32:1358:ASP:C	10:C32:1361:LYS:H	2.13	0.55
10:C32:1527:ARG:HH21	10:C32:1580:GLU:CD	2.14	0.55
10:C32:1682:VAL:HG22	10:C32:1758:LEU:CD2	2.37	0.55
12:A48:362:ARG:NE	12:A48:366:ARG:HH22	2.03	0.55
1:R:1112:LYS:NZ	1:R:1156:GLU:OE1	2.29	0.55
2:M:519:TYR:CE2	2:M:520:ILE:HG13	2.42	0.55
2:M:614:TYR:CZ	2:M:618:HIS:CE1	2.95	0.55
5:P:106:ARG:HH22	5:P:462:ARG:HH12	1.53	0.55
6:O:133:LEU:HD22	6:O:189:LEU:HD22	1.87	0.55
5:P8:14:VAL:HG22	5:P8:419:SER:OG	2.07	0.55
6:O8:54:VAL:CG1	6:O8:85:TRP:HE1	2.15	0.55
6:O8:133:LEU:HD22	6:O8:189:LEU:HD22	1.87	0.55
7:Q8:97:PRO:HD2	7:Q8:113:ILE:O	2.06	0.55
7:Q16:98:MET:HG2	7:Q16:112:MET:HG2	1.89	0.55
7:Q16:147:GLU:OE1	7:Q16:159:VAL:HG11	2.07	0.55
7:Q16:211:GLY:O	7:Q16:212:GLU:CG	2.54	0.55
10:C16:1527:ARG:HH21	10:C16:1580:GLU:CD	2.14	0.55
10:C16:1637:PHE:CD1	11:A24:136:LEU:HD11	2.41	0.55
11:A24:28:SER:C	11:A24:30:PHE:H	2.14	0.55
11:A24:240:GLU:O	11:A24:242:THR:N	2.40	0.55
11:A24:259:ILE:HG22	11:A24:276:LEU:CD2	2.35	0.55
10:C24:18:THR:CG2	10:C24:883:GLU:HG2	2.36	0.55
10:C24:280:SER:C	10:C24:282:LYS:H	2.14	0.55
10:C24:1637:PHE:CD1	11:A40:136:LEU:HD11	2.41	0.55
11:A40:803:PRO:CA	24:D24:1401:LEU:HD12	2.32	0.55

*Continued on next page...*

*Continued from previous page...*

Atom-1	Atom-2	Interatomic distance (Å)	Clash overlap (Å)
10:C:864:ALA:HB1	10:C:914:LEU:HD11	1.87	0.55
10:C:1708:ARG:HE	10:C:1733:ARG:NH1	2.03	0.55
11:A16:11:THR:CG2	22:I:162:GLN:NE2	2.67	0.55
11:A16:28:SER:C	11:A16:30:PHE:H	2.14	0.55
11:A32:153:ARG:NH1	18:B8:1846:GLU:OE1	2.38	0.55
11:A32:467:SER:O	11:A32:469:VAL:N	2.40	0.55
18:B:609:TYR:CD2	18:B:609:TYR:C	2.85	0.55
18:B:1080:LEU:HD23	18:B:1334:LEU:HD11	1.89	0.55
18:B:1222:TYR:HB3	18:B:1233:LEU:CD2	2.36	0.55
18:B8:475:GLU:OE2	18:B8:588:PHE:CZ	2.59	0.55
19:4:50:THR:O	19:4:52:SER:N	2.38	0.55
20:E:252:LYS:HE2	20:E:297:TRP:NE1	2.22	0.55
20:E:350:GLU:HG2	20:E:352:PHE:CE2	2.40	0.55
20:E:353:ILE:CD1	20:E:413:PHE:CE2	2.76	0.55
20:E8:124:LEU:HD23	20:E8:129:PHE:CE1	2.42	0.55
23:J24:682:ALA:C	23:J24:684:ASP:H	2.15	0.55
10:C32:1002:LEU:CD1	10:C32:1019:ARG:NH1	2.64	0.55
10:C32:1340:PRO:HG2	10:C32:1746:GLY:CA	2.34	0.55
2:M:507:LEU:CD2	2:M:514:TRP:CE3	2.90	0.55
2:M8:847:PHE:CD1	4:T8:656:TRP:HE3	2.21	0.55
2:M16:225:ASP:HB2	2:M16:606:GLN:NE2	2.20	0.55
5:P:220:GLU:CD	5:P:232:ARG:NH1	2.62	0.55
6:O:69:TYR:CZ	6:O:122:LEU:HB2	2.41	0.55
7:Q16:27:GLN:HB2	7:Q16:341:GLN:OE1	2.06	0.55
9:K:1019:ARG:HB3	9:K:1059:ARG:NH1	2.20	0.55
9:K8:751:LEU:HD21	9:K8:754:ARG:HH11	1.68	0.55
9:K16:912:TYR:CB	9:K16:957:ILE:HD11	2.36	0.55
10:C16:172:ILE:HG23	10:C16:240:ILE:HD12	1.89	0.55
10:C24:557:VAL:CG2	10:C24:565:ARG:NH2	2.45	0.55
10:C24:1424:GLN:HE21	10:C24:1478:VAL:HG13	1.71	0.55
14:W:711:ARG:CZ	10:C8:1606:GLY:CA	2.82	0.55
10:C:11:VAL:HG21	10:C:133:THR:HG23	1.87	0.55
10:C:275:ALA:CB	10:C:326:LEU:HD12	2.37	0.55
10:C:1527:ARG:HH21	10:C:1580:GLU:CD	2.14	0.55
10:C:1535:LEU:CB	10:C:1548:ILE:HD13	2.37	0.55
10:C8:653:TYR:N	10:C8:654:PRO:HD3	2.22	0.55
10:C8:1612:SER:O	10:C8:1616:ILE:HG13	2.07	0.55
11:A16:638:LEU:HA	11:A16:644:GLY:HA2	1.86	0.55
11:A32:122:LYS:NZ	18:B8:1757:GLU:CD	2.65	0.55
11:A32:806:GLN:CG	11:A32:847:ARG:HH22	2.16	0.55
18:B8:90:ILE:CD1	18:B8:105:VAL:HG22	2.36	0.55

*Continued on next page...*

*Continued from previous page...*

Atom-1	Atom-2	Interatomic distance (Å)	Clash overlap (Å)
18:B8:273:MET:HG3	18:B8:390:HIS:CD2	2.41	0.55
18:B8:1911:LEU:CA	18:B8:1960:LEU:CD1	2.85	0.55
19:4:232:TYR:CE2	19:4:233:ASP:OD1	2.60	0.55
20:E:52:VAL:HG11	20:E:121:VAL:CG2	2.33	0.55
20:E:124:LEU:HD23	20:E:129:PHE:CE1	2.42	0.55
20:E:473:LEU:HD13	20:E:514:PHE:HB3	1.89	0.55
19:48:345:GLU:HB3	19:48:349:LEU:HD12	1.88	0.55
22:I8:328:TYR:CE1	23:J8:717:ILE:HG21	2.42	0.55
21:H24:312:GLN:NE2	21:H24:316:ILE:HD11	2.22	0.55
21:H16:179:GLU:O	21:H16:186:ARG:NH2	2.40	0.55
22:I16:328:TYR:CE1	23:J16:717:ILE:HG21	2.42	0.55
24:D40:1127:ARG:HA	24:D40:1127:ARG:NE	2.21	0.55
10:C32:472:ASN:OD1	10:C32:473:PHE:N	2.39	0.55
1:R:1290:ILE:CG1	10:C:605:GLU:OE2	2.54	0.55
2:M:257:VAL:HG23	2:M:274:VAL:CG2	2.36	0.55
2:M:820:LEU:HD23	4:T:656:TRP:CZ2	2.42	0.55
2:M8:217:ILE:HD12	3:N8:8:THR:CG2	2.37	0.55
2:M8:820:LEU:HD23	4:T8:656:TRP:CZ2	2.42	0.55
5:P:233:TYR:CE1	5:P:237:MET:CE	2.90	0.55
6:O:179:LYS:O	6:O:180:GLY:O	2.25	0.55
5:P8:291:LEU:CD1	5:P8:299:CYS:SG	2.94	0.55
7:Q8:147:GLU:OE1	7:Q8:159:VAL:HG11	2.07	0.55
6:O16:90:GLU:CD	6:O16:98:LYS:HZ2	2.15	0.55
6:O16:179:LYS:O	6:O16:180:GLY:O	2.25	0.55
9:K:1056:VAL:HG21	9:K:1059:ARG:NH2	2.22	0.55
9:K8:879:CYS:HB2	9:K8:900:TYR:HE2	1.71	0.55
9:K8:1198:LEU:HD11	9:K8:1267:LEU:CD2	2.28	0.55
9:K8:1230:LEU:HD23	9:K8:1244:VAL:HG23	1.88	0.55
10:C16:286:ILE:CG2	10:C16:292:PHE:CD1	2.87	0.55
10:C16:761:VAL:CG2	10:C16:826:TYR:HA	2.36	0.55
10:C16:1109:VAL:HG12	10:C16:1109:VAL:O	2.07	0.55
11:A24:445:ASN:ND2	17:F:65:ARG:HH12	1.99	0.55
11:A24:645:GLU:CG	24:D16:867:ASP:CG	2.51	0.55
10:C24:169:GLN:O	10:C24:173:THR:OG1	2.23	0.55
11:A40:240:GLU:O	11:A40:242:THR:N	2.40	0.55
13:V:832:LEU:HD21	13:V:836:LEU:HB3	1.89	0.55
10:C:172:ILE:HG23	10:C:240:ILE:HD12	1.89	0.55
10:C:472:ASN:OD1	10:C:473:PHE:N	2.39	0.55
10:C:653:TYR:N	10:C:654:PRO:HD3	2.22	0.55
10:C:983:SER:OG	10:C:1040:HIS:CD2	2.59	0.55
10:C:1058:GLU:O	10:C:1059:ALA:C	2.46	0.55

*Continued on next page...*

*Continued from previous page...*

Atom-1	Atom-2	Interatomic distance (Å)	Clash overlap (Å)
10:C8:397:LEU:HD21	10:C8:444:LEU:HD21	1.88	0.55
10:C8:1465:LEU:HD23	16:A8:124:ASN:OD1	2.07	0.55
10:C8:1527:ARG:HH21	10:C8:1580:GLU:CD	2.14	0.55
11:A16:122:LYS:CD	18:B:1757:GLU:OE1	2.55	0.55
11:A16:362:ARG:NE	11:A16:366:ARG:HH22	2.03	0.55
11:A16:386:GLY:O	11:A16:459:ARG:CZ	2.53	0.55
11:A32:259:ILE:HG22	11:A32:276:LEU:CD2	2.36	0.55
18:B:1911:LEU:CA	18:B:1960:LEU:HD11	2.37	0.55
18:B8:609:TYR:CD2	18:B8:609:TYR:C	2.85	0.55
18:B8:1080:LEU:HD23	18:B8:1334:LEU:HD11	1.89	0.55
20:E:355:PRO:C	20:E:454:MET:HE1	2.32	0.55
19:48:56:GLU:C	19:48:58:GLU:N	2.65	0.55
19:48:126:ARG:NH1	19:48:134:LYS:O	2.36	0.55
19:48:232:TYR:CE2	19:48:233:ASP:OD1	2.60	0.55
22:I:328:TYR:CE1	23:J32:717:ILE:HG21	2.42	0.55
23:J32:678:GLY:O	23:J32:680:LEU:N	2.40	0.55
21:H8:228:LEU:HD11	23:J8:593:VAL:CG2	2.34	0.55
21:H16:294:PRO:O	21:H16:300:ARG:NH2	2.38	0.55
10:C32:1109:VAL:HG12	10:C32:1109:VAL:O	2.07	0.55
2:M8:507:LEU:CD2	2:M8:514:TRP:CE3	2.90	0.55
2:M8:614:TYR:CZ	2:M8:618:HIS:CE1	2.95	0.55
5:P:644:TRP:HB2	5:P:678:LEU:HD11	1.87	0.55
7:Q8:211:GLY:O	7:Q8:212:GLU:CG	2.55	0.55
5:P16:233:TYR:CE1	5:P16:237:MET:CE	2.90	0.55
7:Q16:309:SER:OG	7:Q16:311:ASP:OD1	2.20	0.55
8:L16:1066:THR:HB	9:K16:1285:GLU:O	2.06	0.55
9:K8:621:ASN:ND2	9:K8:683:GLN:OE1	2.39	0.55
9:K8:1282:SER:C	9:K8:1284:MET:N	2.64	0.55
10:C16:280:SER:C	10:C16:282:LYS:H	2.14	0.55
10:C16:653:TYR:N	10:C16:654:PRO:HD3	2.22	0.55
10:C16:768:ARG:HH22	10:C16:775:LYS:HG2	1.68	0.55
10:C16:1389:ILE:O	10:C16:1393:SER:OG	2.23	0.55
11:A24:467:SER:O	11:A24:469:VAL:N	2.40	0.55
10:C24:1058:GLU:O	10:C24:1059:ALA:C	2.46	0.55
10:C24:1378:LYS:HA	10:C24:1381:ALA:HB2	1.89	0.55
10:C24:1527:ARG:HH21	10:C24:1580:GLU:CD	2.14	0.55
10:C24:1541:PHE:CE1	10:C24:1649:LYS:CD	2.88	0.55
11:A40:467:SER:O	11:A40:469:VAL:N	2.40	0.55
10:C:1682:VAL:HG22	10:C:1758:LEU:CD2	2.36	0.55
11:A16:515:LEU:HD21	11:A16:565:GLU:OE2	2.07	0.55
18:B:191:PHE:CE2	18:B:192:PRO:O	2.60	0.55

*Continued on next page...*

*Continued from previous page...*

Atom-1	Atom-2	Interatomic distance (Å)	Clash overlap (Å)
18:B:475:GLU:OE2	18:B:588:PHE:CZ	2.59	0.55
18:B:1112:LYS:CE	21:H:327:SER:CB	2.84	0.55
18:B:1579:ASN:HD21	24:D16:1403:LEU:HD22	1.71	0.55
20:E8:24:ILE:HB	20:E8:25:PRO:HD3	1.88	0.55
20:E8:252:LYS:HE2	20:E8:297:TRP:NE1	2.22	0.55
20:E8:350:GLU:HG2	20:E8:352:PHE:CE2	2.40	0.55
23:J32:682:ALA:C	23:J32:684:ASP:H	2.15	0.55
24:D40:873:ARG:HD2	24:D40:884:ASP:CG	2.31	0.55
10:C32:169:GLN:O	10:C32:173:THR:OG1	2.23	0.55
10:C32:1395:GLY:O	10:C32:1400:LYS:HE3	2.06	0.55
12:A48:240:GLU:O	12:A48:242:THR:N	2.39	0.55
12:A48:257:GLN:NE2	12:A48:263:ASP:CG	2.60	0.55
12:A48:375:ALA:N	12:A48:376:PRO:HD2	2.21	0.55
12:A48:524:GLU:OE2	12:A48:530:TYR:CD2	2.60	0.55
1:R8:1190:VAL:HG22	24:D40:1456:GLU:HB3	1.87	0.55
1:R8:1466:LYS:HD2	6:O8:160:LEU:CD2	2.37	0.55
2:M16:217:ILE:HD12	3:N16:8:THR:CG2	2.37	0.55
2:M16:627:TYR:CG	3:N16:166:ALA:O	2.58	0.55
2:M16:820:LEU:HD23	4:T16:656:TRP:CZ2	2.42	0.55
3:N16:263:TRP:NE1	3:N16:279:GLY:HA2	2.18	0.55
5:P:14:VAL:HG22	5:P:419:SER:OG	2.07	0.55
5:P:634:MET:HG3	5:P:671:MET:SD	2.47	0.55
7:Q:98:MET:HG2	7:Q:112:MET:HG2	1.89	0.55
7:Q16:265:VAL:HG11	7:Q16:271:ALA:HB1	1.89	0.55
8:L8:605:MET:CG	8:L8:631:LEU:HD13	2.36	0.55
8:L8:608:PHE:CE1	8:L8:635:MET:HG2	2.41	0.55
9:K:806:LEU:HD12	9:K:874:VAL:HG11	1.88	0.55
9:K8:1207:PHE:HZ	9:K8:1271:GLU:OE2	1.88	0.55
10:C16:18:THR:CG2	10:C16:883:GLU:HG2	2.36	0.55
10:C16:854:LEU:CD2	10:C16:911:ILE:HD11	2.33	0.55
10:C16:1378:LYS:HA	10:C16:1381:ALA:HB2	1.89	0.55
11:A24:362:ARG:CG	11:A24:366:ARG:CZ	2.85	0.55
11:A24:375:ALA:N	11:A24:376:PRO:HD2	2.21	0.55
10:C24:75:GLN:HE21	10:C24:112:PRO:CG	2.16	0.55
10:C24:229:PRO:HG2	10:C24:270:THR:HG23	1.87	0.55
11:A40:212:LYS:NZ	11:A40:585:MET:HE1	2.10	0.55
11:A40:362:ARG:CG	11:A40:366:ARG:CZ	2.85	0.55
11:A40:437:LEU:CD1	11:A40:454:LYS:HZ3	2.20	0.55
10:C:615:GLU:HA	10:C:619:LEU:HD12	1.88	0.55
10:C8:643:LEU:CB	10:C8:679:ARG:HH12	2.20	0.55
10:C8:1337:LEU:CD2	16:A8:126:ARG:HH11	2.20	0.55

*Continued on next page...*



*Continued from previous page...*

Atom-1	Atom-2	Interatomic distance (Å)	Clash overlap (Å)
11:A16:20:LEU:HD11	21:H:346:THR:CG2	2.37	0.55
11:A32:240:GLU:O	11:A32:242:THR:N	2.39	0.55
18:B:720:PHE:CE1	18:B:724:LEU:HD11	2.42	0.55
18:B8:1137:ASP:OD1	18:B8:1138:PRO:HD2	2.06	0.55
18:B8:1434:VAL:HG13	18:B8:1458:LEU:HD22	1.87	0.55
20:E:355:PRO:CA	20:E:454:MET:CE	2.68	0.55
19:48:250:ILE:CB	20:E8:165:ARG:NH2	2.62	0.55
22:I24:328:TYR:CE1	23:J24:717:ILE:HG21	2.42	0.55
22:I16:131:ARG:HE	23:J16:557:ARG:HH22	1.52	0.55
10:C32:60:LYS:HG2	10:C32:77:ILE:HD11	1.87	0.55
12:A48:467:SER:O	12:A48:469:VAL:N	2.40	0.55
12:A48:557:LEU:HD23	12:A48:561:ASP:HB3	1.85	0.55
12:A48:823:VAL:HG12	12:A48:830:ILE:HD11	1.89	0.55
1:R:1290:ILE:CD1	10:C:605:GLU:OE1	2.54	0.55
1:R8:1442:THR:CG2	3:N8:13:ILE:HD12	2.33	0.55
1:R8:1466:LYS:HD2	6:O8:160:LEU:HD22	1.80	0.55
2:M8:417:ARG:HH12	8:L8:398:ALA:HB1	1.72	0.55
2:M8:552:PHE:HZ	2:M8:559:PHE:CE2	2.17	0.55
2:M16:202:LYS:HE2	2:M16:206:SER:O	2.06	0.55
5:P:401:ARG:HD3	5:P:414:VAL:CG2	2.30	0.55
6:O8:179:LYS:O	6:O8:180:GLY:O	2.25	0.55
7:Q8:98:MET:HG2	7:Q8:112:MET:HG2	1.89	0.55
5:P16:106:ARG:HH22	5:P16:462:ARG:HH12	1.53	0.55
7:Q16:236:HIS:CG	7:Q16:237:PRO:HD2	2.42	0.55
7:Q16:265:VAL:HG11	7:Q16:271:ALA:CB	2.37	0.55
9:K:926:ILE:CD1	9:K:937:ILE:HD11	2.37	0.55
9:K:1019:ARG:CB	9:K:1059:ARG:NH1	2.69	0.55
9:K:1164:ARG:HE	9:K:1230:LEU:HD12	1.72	0.55
9:K8:840:TRP:CZ3	9:K8:907:ILE:CG1	2.90	0.55
10:C16:445:MET:HE1	10:C16:462:PHE:CZ	2.41	0.55
11:A24:156:MET:HE1	11:A24:555:HIS:C	2.32	0.55
10:C24:1612:SER:O	10:C24:1616:ILE:HG13	2.07	0.55
12:A:696:ILE:HD11	12:A:728:ILE:CD1	2.37	0.55
13:V:753:GLY:O	13:V:757:SER:OG	2.24	0.55
13:V:783:TRP:CZ2	14:W:671:GLU:CA	2.86	0.55
13:V:816:LYS:O	13:V:819:ALA:HB3	2.07	0.55
14:W:518:GLU:H	14:W:605:ASN:HD21	1.55	0.55
15:J:658:LEU:HD23	15:J:661:MET:CE	2.36	0.55
15:J:678:GLY:O	15:J:680:LEU:N	2.40	0.55
10:C:962:PHE:CZ	10:C:997:ILE:CD1	2.90	0.55
10:C:1286:MET:HE3	10:C:1344:VAL:CG1	2.37	0.55

*Continued on next page...*



*Continued from previous page...*

Atom-1	Atom-2	Interatomic distance (Å)	Clash overlap (Å)
10:C:1612:SER:O	10:C:1616:ILE:HG13	2.07	0.55
10:C8:1614:LEU:CD1	10:C8:1635:LEU:HD23	2.36	0.55
11:A16:91:GLU:OE2	18:B:1112:LYS:NZ	2.40	0.55
11:A16:122:LYS:NZ	18:B:1757:GLU:CD	2.65	0.55
11:A16:362:ARG:HG2	11:A16:366:ARG:NH1	2.21	0.55
18:B:488:ASP:HA	18:B:554:SER:OG	2.07	0.55
18:B:904:ALA:HB3	18:B:917:PHE:HZ	1.72	0.55
18:B:1161:LEU:CD1	18:B:1403:ILE:CD1	2.76	0.55
18:B:1841:VAL:HG21	18:B:1857:PRO:HG3	1.89	0.55
18:B8:230:ASN:OD1	18:B8:233:ARG:HB2	2.06	0.55
18:B8:488:ASP:HA	18:B8:554:SER:OG	2.07	0.55
10:C32:18:THR:CG2	10:C32:883:GLU:HG2	2.36	0.55
10:C32:275:ALA:CB	10:C32:326:LEU:HD12	2.37	0.55
10:C32:879:LEU:HD21	10:C32:944:MET:HG3	1.89	0.55
10:C32:906:ARG:HB3	10:C32:907:PRO:HD2	1.89	0.55
12:A48:515:LEU:HD21	12:A48:565:GLU:OE2	2.07	0.55
2:M:217:ILE:HD11	3:N:8:THR:HG21	1.87	0.54
3:N16:116:ILE:CG2	3:N16:177:TYR:HE1	2.19	0.54
5:P:193:VAL:HG22	5:P:364:VAL:HG13	1.89	0.54
5:P:310:ARG:NH1	5:P:372:PRO:HG3	2.22	0.54
7:Q:211:GLY:O	7:Q:212:GLU:CG	2.54	0.54
5:P16:510:ILE:HD11	7:Q16:183:ARG:NH1	2.23	0.54
6:O16:179:LYS:O	6:O16:180:GLY:C	2.49	0.54
7:Q16:258:ARG:C	7:Q16:259:TRP:CD1	2.86	0.54
8:L16:621:SER:HB3	8:L16:657:TYR:HD1	1.69	0.54
9:K:1249:MET:HA	9:K:1254:PHE:CD1	2.42	0.54
9:K8:621:ASN:OD1	9:K8:622:VAL:N	2.40	0.54
10:C16:407:LYS:HG3	10:C16:465:PHE:HE1	1.64	0.54
10:C16:1465:LEU:HD23	11:A24:124:ASN:OD1	2.07	0.54
10:C16:1535:LEU:CB	10:C16:1548:ILE:HD13	2.37	0.54
10:C16:1708:ARG:HH11	21:H:279:GLU:HB2	1.72	0.54
10:C24:172:ILE:HG23	10:C24:240:ILE:HD12	1.89	0.54
10:C24:513:LEU:HD12	10:C24:546:LEU:HD23	1.90	0.54
10:C24:667:ILE:CG1	10:C24:670:GLU:H	2.17	0.54
12:A:124:ASN:OD1	10:C:1465:LEU:HD23	2.07	0.54
12:A:515:LEU:HD21	12:A:565:GLU:OE2	2.07	0.54
10:C:1340:PRO:CG	10:C:1746:GLY:HA3	2.35	0.54
10:C8:172:ILE:HG23	10:C8:240:ILE:HD12	1.89	0.54
10:C8:1593:TRP:N	10:C8:1594:PRO:CD	2.71	0.54
11:A16:375:ALA:N	11:A16:376:PRO:HD2	2.21	0.54
11:A32:375:ALA:N	11:A32:376:PRO:HD2	2.21	0.54

*Continued on next page...*

*Continued from previous page...*

Atom-1	Atom-2	Interatomic distance (Å)	Clash overlap (Å)
11:A32:437:LEU:CD1	11:A32:454:LYS:HZ3	2.18	0.54
18:B:957:ALA:HA	18:B:964:LEU:HD22	1.88	0.54
18:B:1911:LEU:CA	18:B:1960:LEU:CD1	2.85	0.54
18:B8:1139:LYS:CB	18:B8:1365:ARG:NH1	2.70	0.54
18:B8:1152:ASP:OD1	18:B8:1378:LYS:NZ	2.37	0.54
19:4:56:GLU:C	19:4:58:GLU:N	2.65	0.54
22:I8:131:ARG:HE	23:J8:557:ARG:HH22	1.52	0.54
22:I24:300:LEU:HD11	23:J24:689:LEU:CD2	2.37	0.54
24:D:1013:HIS:CE1	24:D:1043:TYR:CE1	2.94	0.54
2:M:217:ILE:HD12	3:N:8:THR:CG2	2.37	0.54
2:M:307:PHE:HE1	2:M:519:TYR:HB3	1.72	0.54
3:N8:218:TRP:CZ3	3:N8:229:ILE:HD11	2.43	0.54
1:R16:1449:TRP:CE3	2:M16:160:LEU:CD1	2.82	0.54
2:M16:519:TYR:CE2	2:M16:520:ILE:HG13	2.41	0.54
3:N16:218:TRP:CZ3	3:N16:229:ILE:HD11	2.42	0.54
5:P8:510:ILE:HD11	7:Q8:183:ARG:NH1	2.23	0.54
9:K:959:TRP:HB2	9:K:988:PHE:HE1	1.73	0.54
9:K8:1249:MET:HA	9:K8:1254:PHE:CD1	2.42	0.54
10:C24:386:ASN:HA	10:C24:449:GLU:OE1	2.07	0.54
10:C24:390:HIS:CG	10:C24:452:LEU:HG	2.34	0.54
10:C24:758:GLN:NE2	10:C24:819:GLN:CG	2.69	0.54
10:C24:1076:TYR:O	10:C24:1077:ALA:C	2.49	0.54
10:C24:1337:LEU:CD2	11:A40:126:ARG:HH11	2.20	0.54
10:C24:1465:LEU:HD23	11:A40:124:ASN:OD1	2.07	0.54
11:A40:273:ARG:NE	11:A40:479:LEU:HD23	2.19	0.54
10:C8:182:ASP:CB	10:C8:183:PRO:CD	2.84	0.54
10:C8:547:VAL:HG21	10:C8:587:TYR:HD2	1.73	0.54
10:C8:1271:PHE:HD1	10:C8:1273:GLY:H	1.54	0.54
10:C8:1285:VAL:HA	10:C8:1735:TYR:CE2	2.32	0.54
11:A32:122:LYS:CD	18:B8:1757:GLU:OE1	2.55	0.54
11:A32:386:GLY:O	11:A32:459:ARG:CZ	2.53	0.54
11:A32:696:ILE:HD11	11:A32:728:ILE:CD1	2.37	0.54
18:B:90:ILE:CD1	18:B:105:VAL:HG22	2.36	0.54
23:J24:678:GLY:O	23:J24:680:LEU:N	2.40	0.54
21:H16:193:LEU:HD21	21:H16:195:GLN:NE2	2.15	0.54
1:R8:1145:LYS:HG2	24:D40:1410:GLU:OE1	2.07	0.54
3:N16:221:ASN:C	3:N16:223:GLY:H	2.16	0.54
7:Q:298:SER:C	7:Q:300:SER:H	2.16	0.54
5:P8:451:LYS:HD3	6:O8:312:ASN:O	2.08	0.54
7:Q8:219:GLY:C	7:Q8:221:TRP:H	2.15	0.54
7:Q16:125:TYR:HD1	7:Q16:167:GLY:HA2	1.72	0.54

*Continued on next page...*

*Continued from previous page...*

Atom-1	Atom-2	Interatomic distance (Å)	Clash overlap (Å)
9:K:1019:ARG:HB3	9:K:1059:ARG:HH11	1.72	0.54
11:A24:823:VAL:HG12	11:A24:830:ILE:HD11	1.89	0.54
10:C24:325:MET:HE2	10:C24:352:LEU:HD11	1.90	0.54
10:C24:667:ILE:CG1	10:C24:670:GLU:O	2.55	0.54
10:C24:1477:GLN:HG2	24:D24:1407:PHE:HB3	1.89	0.54
10:C24:1708:ARG:HH12	21:H24:275:LYS:C	2.15	0.54
11:A40:445:ASN:ND2	17:F16:65:ARG:HH12	1.99	0.54
11:A40:468:VAL:HG21	24:D32:1100:GLN:CB	2.37	0.54
11:A40:524:GLU:OE2	11:A40:530:TYR:CD2	2.60	0.54
12:A:362:ARG:CG	12:A:366:ARG:CZ	2.85	0.54
12:A:375:ALA:N	12:A:376:PRO:HD2	2.21	0.54
10:C:1154:TRP:CE2	10:C:1158:HIS:CE1	2.94	0.54
10:C:1801:SER:HB3	10:C:1802:PRO:HD3	1.90	0.54
10:C8:643:LEU:HB3	10:C8:679:ARG:CZ	2.38	0.54
10:C8:1121:ILE:HG23	10:C8:1133:ILE:HD11	1.89	0.54
10:C8:1286:MET:HE3	10:C8:1344:VAL:CG1	2.37	0.54
10:C8:1286:MET:CE	10:C8:1344:VAL:CG1	2.84	0.54
10:C8:1682:VAL:HG22	10:C8:1758:LEU:CD2	2.36	0.54
11:A16:707:LEU:HB2	24:D16:1398:ARG:CZ	2.29	0.54
18:B:1139:LYS:CB	18:B:1365:ARG:NH1	2.70	0.54
18:B8:409:LEU:O	18:B8:462:ARG:NH1	2.37	0.54
18:B8:1700:LEU:CD2	18:B8:1833:PHE:CD2	2.89	0.54
18:B8:1841:VAL:HG21	18:B8:1857:PRO:HG3	1.89	0.54
20:E:350:GLU:C	20:E:352:PHE:N	2.64	0.54
21:H8:179:GLU:O	21:H8:186:ARG:NH2	2.40	0.54
22:I8:300:LEU:HD11	23:J8:689:LEU:CD2	2.37	0.54
10:C32:325:MET:HE2	10:C32:352:LEU:HD11	1.89	0.54
10:C32:1286:MET:HE3	10:C32:1344:VAL:CG1	2.37	0.54
10:C32:1637:PHE:CD1	12:A48:136:LEU:HD11	2.41	0.54
1:R:1334:GLU:HB3	10:C:1170:VAL:HG22	1.88	0.54
2:M8:339:GLU:C	2:M8:341:ASP:H	2.16	0.54
2:M8:844:VAL:HG13	4:T8:660:LEU:HD11	1.89	0.54
2:M16:507:LEU:CD2	2:M16:514:TRP:CE3	2.90	0.54
2:M16:614:TYR:CZ	2:M16:618:HIS:CE1	2.95	0.54
2:M16:832:PRO:HB2	2:M16:834:ASP:OD1	2.08	0.54
6:O:179:LYS:O	6:O:180:GLY:C	2.49	0.54
5:P8:233:TYR:CE1	5:P8:237:MET:CE	2.90	0.54
5:P8:614:VAL:H	5:P8:629:ARG:CZ	2.18	0.54
5:P8:624:HIS:HE1	5:P8:660:ARG:NH2	2.06	0.54
5:P16:188:LEU:HD23	5:P16:380:MET:CE	2.35	0.54
5:P16:347:GLY:O	5:P16:370:LEU:HD21	2.08	0.54

*Continued on next page...*

*Continued from previous page...*

Atom-1	Atom-2	Interatomic distance (Å)	Clash overlap (Å)
5:P16:675:LEU:HD12	5:P16:704:LEU:CD1	2.36	0.54
6:O16:133:LEU:HD22	6:O16:189:LEU:HD22	1.87	0.54
9:K:1065:GLU:C	9:K:1067:VAL:N	2.64	0.54
9:K8:926:ILE:CD1	9:K8:937:ILE:HD11	2.37	0.54
10:C16:325:MET:HE2	10:C16:352:LEU:HD11	1.90	0.54
10:C16:1612:SER:O	10:C16:1616:ILE:HG13	2.07	0.54
11:A24:20:LEU:HD11	21:H8:346:THR:CG2	2.37	0.54
10:C24:394:SER:OG	10:C24:452:LEU:CD1	2.49	0.54
10:C24:1286:MET:HE3	10:C24:1344:VAL:CG1	2.37	0.54
11:A40:323:LEU:CD2	17:F16:74:ILE:HD12	2.36	0.54
11:A40:362:ARG:HG2	11:A40:366:ARG:NH1	2.21	0.54
10:C:182:ASP:CB	10:C:183:PRO:CD	2.84	0.54
10:C:699:HIS:O	10:C:703:SER:OG	2.24	0.54
10:C:1002:LEU:CD1	10:C:1019:ARG:NH1	2.64	0.54
10:C:1121:ILE:HG23	10:C:1133:ILE:HD11	1.89	0.54
10:C8:325:MET:HE2	10:C8:352:LEU:HD11	1.90	0.54
10:C8:906:ARG:HB3	10:C8:907:PRO:HD2	1.90	0.54
10:C8:1535:LEU:CB	10:C8:1548:ILE:HD13	2.37	0.54
11:A16:707:LEU:CD1	11:A16:767:ARG:HH22	2.17	0.54
11:A16:806:GLN:CG	11:A16:847:ARG:HH22	2.16	0.54
11:A32:707:LEU:CD1	11:A32:767:ARG:HH22	2.17	0.54
18:B:409:LEU:O	18:B:462:ARG:NH1	2.37	0.54
18:B:1102:LYS:NZ	18:B:1354:ASP:CG	2.59	0.54
18:B8:241:TYR:HB2	18:B8:271:LEU:CD2	2.32	0.54
18:B8:268:GLN:HE22	18:B8:323:GLU:HB3	1.69	0.54
18:B8:904:ALA:HB3	18:B8:917:PHE:HZ	1.72	0.54
19:4:250:ILE:HG23	20:E:165:ARG:CZ	2.36	0.54
20:E:130:GLY:N	20:E:131:PRO:CD	2.70	0.54
20:E8:355:PRO:C	20:E8:454:MET:HE1	2.32	0.54
21:H:179:GLU:O	21:H:186:ARG:NH2	2.40	0.54
21:H:312:GLN:NE2	21:H:316:ILE:HD11	2.21	0.54
23:J32:718:GLN:CD	23:J32:737:TRP:CH2	2.83	0.54
21:H8:312:GLN:NE2	21:H8:316:ILE:HD11	2.21	0.54
21:H8:322:LEU:HD22	22:I8:300:LEU:HG	1.89	0.54
21:H16:253:ARG:NE	23:J16:621:GLU:OE2	2.38	0.54
22:I16:368:VAL:CG2	23:J16:591:LYS:NZ	2.71	0.54
10:C32:1337:LEU:CD2	12:A48:126:ARG:HH11	2.20	0.54
10:C32:1535:LEU:CB	10:C32:1548:ILE:HD13	2.37	0.54
10:C32:1612:SER:O	10:C32:1616:ILE:HG13	2.07	0.54
12:A48:782:PRO:C	12:A48:783:PHE:CD2	2.86	0.54
2:M:810:LEU:HD23	2:M:819:GLN:HG2	1.89	0.54

*Continued on next page...*

*Continued from previous page...*

Atom-1	Atom-2	Interatomic distance (Å)	Clash overlap (Å)
1:R8:1347:HIS:CE1	1:R8:1349:ARG:HB2	2.43	0.54
1:R16:1139:ARG:HB2	1:R16:1157:ARG:NH2	2.22	0.54
2:M16:847:PHE:CD1	4:T16:656:TRP:HE3	2.21	0.54
5:P:624:HIS:CE1	5:P:660:ARG:NH2	2.76	0.54
7:Q:219:GLY:C	7:Q:221:TRP:H	2.15	0.54
5:P8:347:GLY:O	5:P8:370:LEU:HD21	2.08	0.54
7:Q8:265:VAL:HG11	7:Q8:271:ALA:HB1	1.89	0.54
5:P16:607:PHE:CB	5:P16:629:ARG:CZ	2.85	0.54
5:P16:634:MET:HG3	5:P16:671:MET:SD	2.47	0.54
7:Q16:298:SER:C	7:Q16:300:SER:H	2.16	0.54
8:L8:614:GLU:OE1	8:L8:649:LYS:NZ	2.40	0.54
9:K:959:TRP:NE1	9:K:992:GLN:OE1	2.40	0.54
9:K8:923:ILE:HG21	9:K8:929:ARG:HH21	1.72	0.54
9:K8:1085:TYR:HE1	9:K8:1093:SER:O	1.86	0.54
10:C16:513:LEU:HD12	10:C16:546:LEU:HD23	1.90	0.54
10:C16:879:LEU:HD21	10:C16:944:MET:HG3	1.90	0.54
10:C16:906:ARG:HB3	10:C16:907:PRO:HD2	1.90	0.54
11:A24:362:ARG:HG2	11:A24:366:ARG:NH1	2.21	0.54
10:C24:653:TYR:N	10:C24:654:PRO:HD3	2.22	0.54
12:A:587:VAL:CG2	12:A:636:PHE:HE1	2.18	0.54
10:C:325:MET:HE2	10:C:352:LEU:HD11	1.89	0.54
10:C:667:ILE:CG1	10:C:670:GLU:O	2.55	0.54
10:C8:1109:VAL:HG12	10:C8:1109:VAL:O	2.07	0.54
10:C8:1335:ILE:O	10:C8:1336:ALA:C	2.48	0.54
11:A16:240:GLU:O	11:A16:242:THR:N	2.40	0.54
18:B:1505:MET:CE	18:B:1518:VAL:CG2	2.84	0.54
18:B:1579:ASN:HD21	24:D16:1403:LEU:CD2	2.20	0.54
18:B8:1911:LEU:CA	18:B8:1960:LEU:HD11	2.37	0.54
21:H:253:ARG:NE	23:J32:621:GLU:OE2	2.38	0.54
23:J24:718:GLN:CD	23:J24:737:TRP:CH2	2.83	0.54
10:C32:653:TYR:N	10:C32:654:PRO:HD3	2.22	0.54
10:C32:1378:LYS:HA	10:C32:1381:ALA:HB2	1.89	0.54
1:R:979:GLN:OE1	24:D:1438:ALA:HB2	2.07	0.54
1:R:1022:TYR:CE1	24:D:1441:PRO:CG	2.86	0.54
1:R8:1139:ARG:HH11	1:R8:1157:ARG:CZ	2.02	0.54
1:R8:1204:ASN:C	1:R8:1206:GLN:N	2.66	0.54
2:M16:307:PHE:HE1	2:M16:519:TYR:HB3	1.72	0.54
5:P:451:LYS:HD3	6:O:312:ASN:O	2.08	0.54
5:P:510:ILE:HD11	7:Q:183:ARG:NH1	2.23	0.54
5:P8:615:HIS:H	5:P8:629:ARG:NH1	2.03	0.54
5:P16:214:LEU:HD23	5:P16:236:VAL:HG13	1.81	0.54

*Continued on next page...*

*Continued from previous page...*

Atom-1	Atom-2	Interatomic distance (Å)	Clash overlap (Å)
9:K8:950:LYS:HE3	9:K8:977:GLU:CB	2.37	0.54
10:C16:275:ALA:CB	10:C16:326:LEU:HD12	2.37	0.54
10:C16:626:GLN:O	10:C16:627:VAL:C	2.38	0.54
10:C16:879:LEU:HD21	10:C16:944:MET:CG	2.38	0.54
10:C16:1009:GLN:C	10:C16:1192:ARG:NH2	2.60	0.54
10:C16:1682:VAL:HG22	10:C16:1758:LEU:CD2	2.36	0.54
10:C24:668:ALA:O	10:C24:704:MET:HE1	2.08	0.54
12:A:512:VAL:HG12	12:A:512:VAL:O	2.08	0.54
12:A:823:VAL:HG12	12:A:830:ILE:HD11	1.89	0.54
14:W:586:ILE:HD12	15:J:569:ALA:O	2.07	0.54
14:W:598:ILE:HD13	14:W:626:LEU:HB3	1.89	0.54
10:C8:1340:PRO:HG2	10:C8:1746:GLY:CA	2.34	0.54
11:A16:512:VAL:O	11:A16:512:VAL:HG12	2.08	0.54
11:A32:20:LEU:HD11	21:H24:346:THR:CG2	2.37	0.54
11:A32:515:LEU:HD21	11:A32:565:GLU:OE2	2.07	0.54
11:A32:542:VAL:HG11	11:A32:596:THR:HG23	1.90	0.54
18:B:582:LEU:O	18:B:586:VAL:HG22	2.07	0.54
18:B8:191:PHE:CE2	18:B8:192:PRO:O	2.60	0.54
18:B8:345:GLU:HA	18:B8:351:MET:CE	2.35	0.54
18:B8:582:LEU:O	18:B8:586:VAL:HG22	2.07	0.54
20:E:429:PRO:HG2	24:D:69:VAL:CB	2.38	0.54
20:E8:350:GLU:C	20:E8:352:PHE:H	2.15	0.54
20:E8:448:LYS:HB2	20:E8:451:ILE:HD12	1.88	0.54
22:I:300:LEU:HD11	23:J32:689:LEU:CD2	2.38	0.54
22:I8:332:MET:SD	23:J8:732:MET:HE1	2.48	0.54
23:J8:734:PRO:O	23:J8:735:LYS:C	2.46	0.54
24:D8:853:MET:HB3	24:D8:885:TYR:CD2	2.42	0.54
24:D8:1452:LYS:NZ	24:D16:971:HIS:NE2	2.42	0.54
24:D32:1284:ILE:CD1	24:D32:1329:VAL:HG21	2.38	0.54
24:D40:749:ARG:CZ	24:D40:964:LEU:HA	2.37	0.54
10:C32:8:VAL:HG23	10:C32:133:THR:HG1	1.73	0.54
10:C32:1251:PHE:HZ	10:C32:1319:ARG:HH12	1.39	0.54
10:C32:1335:ILE:O	10:C32:1336:ALA:C	2.48	0.54
10:C32:1465:LEU:HD23	12:A48:124:ASN:OD1	2.07	0.54
2:M8:166:THR:N	2:M8:169:THR:OG1	2.33	0.54
2:M8:251:HIS:NE2	2:M8:273:VAL:HG21	2.23	0.54
2:M16:166:THR:N	2:M16:169:THR:OG1	2.33	0.54
5:P:401:ARG:NE	5:P:414:VAL:HG21	2.18	0.54
5:P8:310:ARG:NH1	5:P8:372:PRO:HG3	2.22	0.54
6:O8:130:ASP:O	6:O8:166:PRO:HG2	2.07	0.54
7:Q8:258:ARG:C	7:Q8:259:TRP:CD1	2.86	0.54

*Continued on next page...*



*Continued from previous page...*

Atom-1	Atom-2	Interatomic distance (Å)	Clash overlap (Å)
6:O16:130:ASP:O	6:O16:166:PRO:HG2	2.07	0.54
9:K:840:TRP:CZ3	9:K:907:ILE:CG1	2.90	0.54
9:K:1230:LEU:HD23	9:K:1244:VAL:HG23	1.88	0.54
11:A24:86:LEU:HD23	22:I8:301:LEU:HD23	1.90	0.54
11:A24:234:TYR:CZ	11:A24:249:MET:HB3	2.43	0.54
10:C24:1535:LEU:CB	10:C24:1548:ILE:HD13	2.37	0.54
11:A40:515:LEU:HD21	11:A40:565:GLU:OE2	2.07	0.54
12:A:524:GLU:OE2	12:A:530:TYR:CD2	2.60	0.54
12:A:560:MET:HE2	12:A:615:GLN:NE2	1.97	0.54
13:V:776:LEU:CD1	14:W:664:ASN:OD1	2.55	0.54
14:W:714:LEU:C	10:C8:1568:ARG:CZ	2.80	0.54
10:C:879:LEU:HD21	10:C:944:MET:HG3	1.89	0.54
10:C:1593:TRP:N	10:C:1594:PRO:CD	2.71	0.54
10:C:1796:LEU:HG	10:C:1800:LEU:HD12	1.88	0.54
11:A16:362:ARG:CG	11:A16:366:ARG:CZ	2.85	0.54
11:A16:524:GLU:OE2	11:A16:530:TYR:CD2	2.60	0.54
11:A16:696:ILE:HD11	11:A16:728:ILE:CD1	2.37	0.54
11:A32:512:VAL:HG12	11:A32:512:VAL:O	2.08	0.54
18:B:761:TRP:HE1	18:B:826:GLU:CD	2.16	0.54
18:B:1528:PRO:HA	18:B:1531:TRP:CD1	2.42	0.54
18:B8:52:SER:CB	18:B8:178:ARG:HH21	2.21	0.54
18:B8:94:LEU:CD2	18:B8:132:LEU:CD2	2.77	0.54
18:B8:720:PHE:CE1	18:B8:724:LEU:HD11	2.42	0.54
19:4:100:ILE:CG2	19:4:102:LEU:CG	2.74	0.54
20:E8:130:GLY:N	20:E8:131:PRO:CD	2.70	0.54
24:D24:1170:VAL:HG22	24:D24:1232:VAL:CG2	2.38	0.54
24:D32:1109:LEU:CD2	24:D32:1156:SER:CB	2.82	0.54
10:C32:547:VAL:HG21	10:C32:587:TYR:HD2	1.73	0.54
10:C32:663:ILE:CG2	10:C32:667:ILE:HG23	2.38	0.54
3:N8:221:ASN:C	3:N8:223:GLY:H	2.16	0.54
1:R16:1379:GLN:NE2	1:R16:1416:TYR:CE1	2.75	0.54
5:P:12:GLU:HB2	5:P:78:GLY:HA3	1.88	0.54
5:P8:43:TRP:HH2	5:P8:76:LEU:CD1	2.21	0.54
9:K:1146:ILE:HD13	9:K:1208:GLN:OE1	2.05	0.54
9:K8:919:MET:SD	9:K8:919:MET:C	2.91	0.54
9:K8:1039:ASP:O	9:K8:1043:THR:OG1	2.26	0.54
10:C16:1593:TRP:N	10:C16:1594:PRO:CD	2.71	0.54
11:A24:515:LEU:HD21	11:A24:565:GLU:OE2	2.07	0.54
10:C24:761:VAL:CG2	10:C24:826:TYR:HA	2.35	0.54
10:C24:1724:VAL:HG22	10:C24:1736:ILE:CD1	2.38	0.54
14:W:514:THR:N	14:W:607:ARG:NH1	2.40	0.54

*Continued on next page...*



*Continued from previous page...*

Atom-1	Atom-2	Interatomic distance (Å)	Clash overlap (Å)
10:C8:1682:VAL:HG22	10:C8:1758:LEU:HD23	1.89	0.54
11:A16:467:SER:O	11:A16:469:VAL:N	2.40	0.54
11:A16:542:VAL:HG11	11:A16:596:THR:HG23	1.90	0.54
11:A32:124:ASN:HB2	18:B8:1523:ARG:NH1	2.22	0.54
11:A32:362:ARG:CG	11:A32:366:ARG:CZ	2.85	0.54
11:A32:686:VAL:O	11:A32:686:VAL:HG12	2.08	0.54
18:B:135:TYR:CZ	18:B:139:ARG:HD2	2.43	0.54
18:B8:684:ILE:HD11	24:D32:1065:ALA:CB	2.38	0.54
18:B8:783:LYS:HE3	24:D32:1064:GLY:CA	2.23	0.54
19:4:360:TRP:HD1	19:4:366:ARG:O	1.91	0.54
20:E:25:PRO:HG3	20:E:237:ILE:CD1	2.37	0.54
20:E:344:PRO:C	24:D:121:GLU:OE1	2.49	0.54
19:48:250:ILE:HG23	20:E8:165:ARG:CZ	2.36	0.54
20:E8:50:PHE:CZ	20:E8:54:HIS:NE2	2.76	0.54
23:J8:682:ALA:C	23:J8:684:ASP:H	2.15	0.54
22:I16:300:LEU:HD11	23:J16:689:LEU:CD2	2.37	0.54
10:C32:325:MET:HE1	10:C32:352:LEU:HD21	1.90	0.54
10:C32:758:GLN:NE2	10:C32:819:GLN:CG	2.69	0.54
12:A48:362:ARG:CG	12:A48:366:ARG:CZ	2.85	0.54
12:A48:696:ILE:HD11	12:A48:728:ILE:CD1	2.38	0.54
1:R:1473:HIS:HD2	6:O:160:LEU:HB3	1.72	0.54
1:R8:1349:ARG:CG	1:R8:1390:GLU:HB3	2.38	0.54
2:M8:307:PHE:HE1	2:M8:519:TYR:HB3	1.73	0.54
2:M8:519:TYR:CE2	2:M8:520:ILE:HG13	2.42	0.54
4:T16:671:ILE:CD1	5:P16:698:GLY:HA3	2.37	0.54
5:P:16:PHE:CE1	6:O:311:LEU:CG	2.91	0.54
5:P:486:CYS:HB2	5:P:490:GLY:HA3	1.90	0.54
5:P:600:PHE:CE1	5:P:638:SER:HB2	2.43	0.54
7:Q:258:ARG:C	7:Q:259:TRP:CD1	2.86	0.54
7:Q:297:VAL:HG21	7:Q:318:GLU:OE1	2.08	0.54
5:P8:106:ARG:HH22	5:P8:462:ARG:HH12	1.53	0.54
5:P16:16:PHE:CE1	6:O16:311:LEU:CG	2.91	0.54
9:K:1056:VAL:CG2	9:K:1059:ARG:HH21	2.19	0.54
9:K:1259:LYS:O	9:K:1263:THR:OG1	2.20	0.54
9:K8:1176:ASP:OD1	9:K8:1251:HIS:NE2	2.40	0.54
10:C16:667:ILE:CG1	10:C16:670:GLU:O	2.55	0.54
10:C16:1801:SER:HB3	10:C16:1802:PRO:HD3	1.90	0.54
10:C24:1109:VAL:HG12	10:C24:1109:VAL:O	2.07	0.54
12:A:798:PHE:HE2	12:A:809:VAL:HG21	1.73	0.54
10:C:297:GLN:OE1	10:C:320:TRP:NE1	2.37	0.54
10:C:643:LEU:CD1	10:C:679:ARG:HH12	2.03	0.54

*Continued on next page...*

*Continued from previous page...*

Atom-1	Atom-2	Interatomic distance (Å)	Clash overlap (Å)
10:C:668:ALA:O	10:C:704:MET:HE1	2.08	0.54
10:C:906:ARG:HB3	10:C:907:PRO:HD2	1.90	0.54
10:C8:1378:LYS:HA	10:C8:1381:ALA:HB2	1.89	0.54
11:A32:782:PRO:C	11:A32:783:PHE:CD2	2.86	0.54
18:B:187:LEU:HD22	18:B:251:PHE:HE2	1.71	0.54
18:B8:1958:ALA:HB2	18:B8:1965:LEU:CD1	2.37	0.54
20:E:350:GLU:C	20:E:352:PHE:H	2.15	0.54
19:48:15:ILE:HD12	19:48:20:ILE:CD1	2.38	0.54
19:48:360:TRP:HD1	19:48:366:ARG:O	1.91	0.54
22:I24:131:ARG:CG	23:J24:557:ARG:HH22	2.11	0.54
22:I24:332:MET:SD	23:J24:732:MET:HE1	2.48	0.54
24:D:1170:VAL:HG22	24:D:1232:VAL:CG2	2.38	0.54
24:D40:1170:VAL:HG22	24:D40:1232:VAL:CG2	2.38	0.54
10:C32:1593:TRP:N	10:C32:1594:PRO:CD	2.71	0.54
10:C32:1724:VAL:HG22	10:C32:1736:ILE:CD1	2.38	0.54
12:A48:542:VAL:HG11	12:A48:596:THR:HG23	1.90	0.54
1:R:1442:THR:CG2	3:N:13:ILE:HD12	2.33	0.54
2:M:503:TYR:CE1	2:M:507:LEU:HD11	2.43	0.54
2:M:832:PRO:HB2	2:M:834:ASP:OD1	2.08	0.54
1:R8:982:GLU:HG3	24:D40:1436:ARG:CZ	2.38	0.54
2:M8:810:LEU:HD23	2:M8:819:GLN:HG2	1.89	0.54
1:R16:1204:ASN:C	1:R16:1206:GLN:N	2.66	0.54
2:M16:191:TRP:CH2	2:M16:222:ILE:HD11	2.43	0.54
2:M16:810:LEU:HD23	2:M16:819:GLN:HG2	1.89	0.54
5:P:288:ARG:O	5:P:299:CYS:HB3	2.08	0.54
6:O:120:LYS:HE3	10:C:1163:LEU:HD13	1.90	0.54
6:O8:125:VAL:HG23	6:O8:175:TRP:CZ2	2.43	0.54
7:Q8:125:TYR:HD1	7:Q8:167:GLY:HA2	1.72	0.54
7:Q8:298:SER:C	7:Q8:300:SER:H	2.16	0.54
6:O16:125:VAL:HG23	6:O16:175:TRP:CZ2	2.43	0.54
9:K:828:PRO:CB	9:K:830:HIS:CE1	2.89	0.54
9:K:879:CYS:CB	9:K:900:TYR:CE2	2.91	0.54
9:K:1039:ASP:O	9:K:1043:THR:OG1	2.26	0.54
9:K8:975:MET:CE	9:K8:989:VAL:CG1	2.73	0.54
9:K8:1133:ILE:HG21	9:K8:1166:LEU:HD23	1.88	0.54
9:K16:894:LYS:CE	9:K16:1058:GLU:HG3	2.38	0.54
10:C16:699:HIS:O	10:C16:703:SER:OG	2.23	0.54
10:C16:1076:TYR:O	10:C16:1077:ALA:C	2.49	0.54
10:C16:1251:PHE:HZ	10:C16:1319:ARG:HH12	1.39	0.54
10:C16:1642:TYR:CE1	10:C16:1646:LEU:HD11	2.43	0.54
11:A24:524:GLU:OE2	11:A24:530:TYR:CD2	2.60	0.54

*Continued on next page...*

*Continued from previous page...*

Atom-1	Atom-2	Interatomic distance (Å)	Clash overlap (Å)
10:C24:547:VAL:HG21	10:C24:587:TYR:HD2	1.72	0.54
10:C24:1593:TRP:N	10:C24:1594:PRO:CD	2.71	0.54
11:A40:20:LEU:HD11	21:H16:346:THR:CG2	2.37	0.54
11:A40:823:VAL:HG12	11:A40:830:ILE:HD11	1.89	0.54
12:A:467:SER:O	12:A:469:VAL:N	2.40	0.54
12:A:782:PRO:C	12:A:783:PHE:CD2	2.86	0.54
13:V:844:MET:C	10:C8:1502:ARG:HH22	2.16	0.54
14:W:711:ARG:HD3	10:C8:1609:ASP:HB3	1.89	0.54
10:C:325:MET:HE1	10:C:352:LEU:HD21	1.90	0.54
10:C8:325:MET:HE1	10:C8:352:LEU:HD21	1.90	0.54
10:C8:879:LEU:HD21	10:C8:944:MET:CG	2.38	0.54
10:C8:1801:SER:HB3	10:C8:1802:PRO:HD3	1.90	0.54
11:A16:91:GLU:OE2	18:B:1112:LYS:CE	2.55	0.54
11:A16:798:PHE:HE2	11:A16:809:VAL:HG21	1.73	0.54
11:A32:234:TYR:CZ	11:A32:249:MET:HB3	2.43	0.54
11:A32:273:ARG:NE	11:A32:479:LEU:HD23	2.19	0.54
11:A32:322:ARG:HH11	11:A32:351:PHE:HZ	1.56	0.54
18:B:52:SER:CB	18:B:178:ARG:HH21	2.21	0.54
18:B:370:TYR:CE1	18:B:374:ILE:HD11	2.43	0.54
18:B:856:LEU:CD2	18:B:860:HIS:HB3	2.37	0.54
18:B:1958:ALA:HB2	18:B:1965:LEU:CD1	2.37	0.54
18:B8:761:TRP:HE1	18:B8:826:GLU:CD	2.16	0.54
18:B8:1911:LEU:CB	18:B8:1960:LEU:CD1	2.86	0.54
19:48:251:ARG:NH2	19:48:254:LEU:HD23	2.21	0.54
21:H:193:LEU:HD21	21:H:195:GLN:NE2	2.15	0.54
22:I:332:MET:SD	23:J32:732:MET:HE1	2.48	0.54
10:C32:172:ILE:HG23	10:C32:240:ILE:HD12	1.89	0.54
10:C32:1801:SER:HB3	10:C32:1802:PRO:HD3	1.90	0.54
12:A48:798:PHE:HE2	12:A48:809:VAL:HG21	1.73	0.54
2:M:339:GLU:C	2:M:341:ASP:H	2.16	0.53
2:M8:847:PHE:CE1	4:T8:656:TRP:HB3	1.98	0.53
2:M16:251:HIS:NE2	2:M16:273:VAL:HG21	2.23	0.53
5:P8:188:LEU:HD23	5:P8:380:MET:CE	2.35	0.53
5:P8:486:CYS:HB2	5:P8:490:GLY:HA3	1.90	0.53
7:Q8:265:VAL:HG11	7:Q8:271:ALA:CB	2.38	0.53
5:P16:14:VAL:HG22	5:P16:419:SER:OG	2.07	0.53
5:P16:165:PRO:O	5:P16:202:LEU:HD21	2.08	0.53
5:P16:288:ARG:O	5:P16:299:CYS:HB3	2.08	0.53
6:O16:119:ARG:NH2	6:O16:182:GLU:CA	2.57	0.53
7:Q16:147:GLU:OE1	7:Q16:159:VAL:CG1	2.56	0.53
9:K8:1164:ARG:HE	9:K8:1230:LEU:HD12	1.72	0.53

*Continued on next page...*

*Continued from previous page...*

Atom-1	Atom-2	Interatomic distance (Å)	Clash overlap (Å)
10:C16:925:GLU:OE1	10:C16:973:LEU:HD23	2.08	0.53
11:A24:273:ARG:NE	11:A24:479:LEU:HD23	2.19	0.53
10:C24:854:LEU:CD2	10:C24:911:ILE:HD11	2.33	0.53
12:A:126:ARG:HH11	10:C:1337:LEU:CD2	2.20	0.53
12:A:542:VAL:HG11	12:A:596:THR:HG23	1.90	0.53
14:W:554:LYS:CD	14:W:597:ARG:HH21	2.13	0.53
14:W:649:LEU:HD23	15:J:575:ILE:CD1	1.96	0.53
10:C:557:VAL:HG22	10:C:565:ARG:HE	1.73	0.53
10:C:1076:TYR:O	10:C:1077:ALA:C	2.49	0.53
10:C:1378:LYS:HA	10:C:1381:ALA:HB2	1.89	0.53
11:A16:124:ASN:HB2	18:B:1523:ARG:NH1	2.22	0.53
11:A16:322:ARG:HH11	11:A16:351:PHE:HZ	1.56	0.53
11:A16:686:VAL:O	11:A16:686:VAL:HG12	2.08	0.53
11:A32:524:GLU:OE2	11:A32:530:TYR:CD2	2.60	0.53
18:B:1045:LYS:HZ3	18:B:1100:LEU:CD2	2.10	0.53
18:B:1679:ARG:O	18:B:1681:GLN:N	2.41	0.53
18:B8:1101:TYR:HD2	18:B8:1132:TRP:CZ3	2.26	0.53
18:B8:1571:HIS:CD2	24:D32:1405:GLY:O	2.61	0.53
19:4:185:GLY:C	19:4:187:SER:N	2.66	0.53
20:E:429:PRO:CG	24:D:69:VAL:CA	2.79	0.53
21:H:255:LEU:HD13	23:J32:655:GLU:OE2	2.01	0.53
21:H16:312:GLN:NE2	21:H16:316:ILE:HD11	2.21	0.53
23:J16:678:GLY:O	23:J16:680:LEU:N	2.40	0.53
24:D:22:ARG:HH21	24:D:659:LEU:HD21	1.73	0.53
24:D:1284:ILE:CD1	24:D:1329:VAL:HG21	2.38	0.53
10:C32:1121:ILE:HG23	10:C32:1133:ILE:HD11	1.89	0.53
12:A48:512:VAL:HG12	12:A48:512:VAL:O	2.08	0.53
1:R:983:ARG:HD3	24:D:1364:PRO:CA	2.36	0.53
2:M8:256:HIS:NE2	2:M8:273:VAL:HG22	2.23	0.53
2:M8:344:GLN:O	2:M8:345:ASP:C	2.44	0.53
2:M8:810:LEU:HD22	2:M8:819:GLN:CB	2.38	0.53
5:P:12:GLU:HG3	5:P:78:GLY:H	1.74	0.53
6:O:120:LYS:HG3	10:C:1163:LEU:HD11	1.90	0.53
7:Q:147:GLU:OE1	7:Q:159:VAL:CG1	2.56	0.53
5:P8:566:PHE:HZ	5:P8:597:GLY:O	1.91	0.53
5:P8:614:VAL:CA	5:P8:629:ARG:CZ	2.84	0.53
5:P8:624:HIS:CE1	5:P8:660:ARG:NH2	2.76	0.53
6:O8:173:VAL:CG2	6:O8:189:LEU:HD13	2.27	0.53
7:Q8:147:GLU:OE1	7:Q8:159:VAL:CG1	2.56	0.53
5:P16:624:HIS:CE1	5:P16:660:ARG:NH2	2.76	0.53
9:K8:879:CYS:HB2	9:K8:900:TYR:CE2	2.44	0.53

*Continued on next page...*

*Continued from previous page...*

Atom-1	Atom-2	Interatomic distance (Å)	Clash overlap (Å)
10:C24:879:LEU:HD21	10:C24:944:MET:HG3	1.90	0.53
10:C24:1121:ILE:HG23	10:C24:1133:ILE:HD11	1.89	0.53
11:A40:234:TYR:CZ	11:A40:249:MET:HB3	2.43	0.53
11:A40:311:ASN:HB3	11:A40:357:TYR:CD2	2.44	0.53
11:A40:322:ARG:HH11	11:A40:351:PHE:HZ	1.57	0.53
12:A:643:SER:HB2	12:A:663:LEU:CD2	2.39	0.53
12:A:686:VAL:HG12	12:A:686:VAL:O	2.08	0.53
14:W:714:LEU:HB3	10:C8:1568:ARG:NH2	2.23	0.53
10:C:513:LEU:HD12	10:C:546:LEU:HD23	1.90	0.53
10:C:637:TYR:CZ	10:C:642:GLU:OE2	2.61	0.53
10:C:768:ARG:HH22	10:C:775:LYS:HG2	1.68	0.53
10:C:1724:VAL:HG22	10:C:1736:ILE:CD1	2.38	0.53
10:C8:275:ALA:CB	10:C8:326:LEU:HD12	2.37	0.53
10:C8:297:GLN:OE1	10:C8:320:TRP:NE1	2.37	0.53
10:C8:637:TYR:CZ	10:C8:642:GLU:OE2	2.61	0.53
10:C8:898:GLN:HG3	10:C8:1138:GLU:HG3	1.89	0.53
10:C8:898:GLN:CG	10:C8:1138:GLU:HG3	2.38	0.53
11:A16:234:TYR:CZ	11:A16:249:MET:HB3	2.43	0.53
11:A16:573:TYR:HE1	11:A16:589:TYR:CZ	2.26	0.53
11:A32:354:ARG:HD3	11:A32:452:TRP:CE3	2.44	0.53
11:A32:573:TYR:HE1	11:A32:589:TYR:CZ	2.26	0.53
18:B:243:GLY:HA3	18:B:249:TYR:CE2	2.44	0.53
18:B:514:THR:HG23	18:B:549:TRP:HZ3	1.68	0.53
18:B:1783:VAL:O	18:B:1784:GLY:C	2.48	0.53
18:B8:359:VAL:HG21	18:B8:405:TYR:CZ	2.43	0.53
18:B8:1541:LEU:HD23	18:B8:1580:SER:OG	2.08	0.53
20:E8:25:PRO:HG3	20:E8:237:ILE:CD1	2.37	0.53
23:J8:718:GLN:CG	23:J8:737:TRP:CZ3	2.91	0.53
21:H24:255:LEU:HD13	23:J24:655:GLU:OE2	2.01	0.53
22:I16:289:LEU:CD2	22:I16:296:ARG:HH12	2.17	0.53
10:C32:513:LEU:HD12	10:C32:546:LEU:HD23	1.90	0.53
10:C32:615:GLU:HA	10:C32:619:LEU:HD12	1.89	0.53
10:C32:1058:GLU:O	10:C32:1059:ALA:C	2.46	0.53
1:R:1191:LYS:HB2	24:D:1453:GLU:CD	2.32	0.53
1:R:1204:ASN:C	1:R:1206:GLN:N	2.66	0.53
1:R:1328:LYS:CA	10:C:1173:LEU:CD2	2.85	0.53
1:R:1347:HIS:CE1	1:R:1349:ARG:HB2	2.43	0.53
2:M:256:HIS:NE2	2:M:273:VAL:HG22	2.23	0.53
2:M8:832:PRO:HB2	2:M8:834:ASP:OD1	2.08	0.53
1:R16:1349:ARG:CG	1:R16:1390:GLU:HB3	2.38	0.53
2:M16:319:LYS:O	2:M16:323:SER:OG	2.25	0.53

*Continued on next page...*

*Continued from previous page...*

Atom-1	Atom-2	Interatomic distance (Å)	Clash overlap (Å)
2:M16:673:ASN:CG	2:M16:681:ALA:HB2	2.33	0.53
5:P:347:GLY:O	5:P:370:LEU:HD21	2.08	0.53
5:P:566:PHE:HZ	5:P:597:GLY:O	1.91	0.53
7:Q:236:HIS:CG	7:Q:237:PRO:HD2	2.43	0.53
7:Q8:236:HIS:CG	7:Q8:237:PRO:HD2	2.43	0.53
9:K:1176:ASP:OD1	9:K:1251:HIS:NE2	2.40	0.53
10:C16:758:GLN:NE2	10:C16:819:GLN:CG	2.69	0.53
11:A24:782:PRO:C	11:A24:783:PHE:CD2	2.86	0.53
10:C24:390:HIS:CG	10:C24:449:GLU:OE2	2.60	0.53
10:C24:1234:ASP:CG	10:C24:1302:LYS:HZ2	2.11	0.53
11:A40:354:ARG:HD3	11:A40:452:TRP:CE3	2.44	0.53
11:A40:782:PRO:C	11:A40:783:PHE:CD2	2.86	0.53
12:A:518:ILE:HD11	12:A:541:LEU:HD12	1.90	0.53
12:A:707:LEU:CD1	12:A:767:ARG:HH22	2.17	0.53
14:W:631:TYR:CE1	15:J:554:LEU:HD11	2.43	0.53
10:C:168:ARG:HH12	10:C:229:PRO:HA	1.70	0.53
10:C:879:LEU:HD21	10:C:944:MET:CG	2.38	0.53
10:C:925:GLU:OE1	10:C:973:LEU:HD23	2.08	0.53
10:C:1009:GLN:C	10:C:1192:ARG:NH2	2.60	0.53
10:C8:663:ILE:CG2	10:C8:667:ILE:HG23	2.38	0.53
10:C8:1767:LEU:HD11	10:C8:1832:MET:CE	2.39	0.53
11:A16:706:SER:HB2	24:D16:1398:ARG:NE	2.22	0.53
11:A16:732:TYR:HE2	11:A16:738:VAL:HG11	1.74	0.53
18:B:1507:ASN:OD1	18:B:1508:PRO:HD2	2.08	0.53
18:B8:566:LYS:HE3	18:B8:574:GLU:CD	2.34	0.53
18:B8:1058:ILE:CG2	18:B8:1154:ILE:HD11	2.39	0.53
18:B8:1528:PRO:CA	18:B8:1531:TRP:NE1	2.64	0.53
18:B8:1783:VAL:O	18:B8:1784:GLY:C	2.48	0.53
19:4:126:ARG:NH1	19:4:134:LYS:O	2.36	0.53
20:E:50:PHE:CZ	20:E:54:HIS:NE2	2.76	0.53
19:48:185:GLY:C	19:48:187:SER:N	2.66	0.53
20:E8:473:LEU:HD13	20:E8:514:PHE:HB3	1.89	0.53
21:H8:312:GLN:HE22	22:I8:290:ASP:CG	2.17	0.53
21:H24:179:GLU:O	21:H24:186:ARG:NH2	2.40	0.53
22:I24:203:GLN:OE1	22:I24:209:TRP:CZ2	2.62	0.53
23:J16:718:GLN:CG	23:J16:737:TRP:CZ3	2.91	0.53
24:D:315:GLY:HA2	24:D16:839:GLU:OE2	2.07	0.53
12:A48:322:ARG:HH11	12:A48:351:PHE:HZ	1.57	0.53
1:R:1190:VAL:CG2	24:D:1457:SER:HA	2.36	0.53
3:N:221:ASN:C	3:N:223:GLY:H	2.16	0.53
1:R8:982:GLU:OE1	24:D40:1436:ARG:CD	2.56	0.53

*Continued on next page...*



*Continued from previous page...*

Atom-1	Atom-2	Interatomic distance (Å)	Clash overlap (Å)
2:M8:503:TYR:CE1	2:M8:507:LEU:HD11	2.43	0.53
5:P:325:PHE:CE1	13:V:771:GLN:NE2	2.77	0.53
7:Q:125:TYR:HD1	7:Q:167:GLY:HA2	1.72	0.53
5:P8:165:PRO:O	5:P8:202:LEU:HD21	2.08	0.53
5:P16:592:SER:C	5:P16:594:ILE:N	2.56	0.53
9:K:1282:SER:C	9:K:1284:MET:N	2.64	0.53
9:K8:1151:VAL:O	9:K8:1155:THR:HG23	2.08	0.53
10:C16:1250:ALA:CB	10:C16:1309:ARG:HH12	2.15	0.53
10:C16:1691:GLU:CD	23:J32:735:LYS:HA	2.33	0.53
11:A24:322:ARG:HH11	11:A24:351:PHE:HZ	1.56	0.53
11:A24:542:VAL:HG11	11:A24:596:THR:HG23	1.90	0.53
10:C24:906:ARG:HB3	10:C24:907:PRO:HD2	1.89	0.53
10:C24:1283:LEU:HD11	10:C24:1357:LEU:HD13	1.91	0.53
10:C24:1642:TYR:CE1	10:C24:1646:LEU:HD11	2.43	0.53
11:A40:696:ILE:HD11	11:A40:728:ILE:CD1	2.37	0.53
12:A:234:TYR:CZ	12:A:249:MET:HB3	2.43	0.53
14:W:631:TYR:CG	15:J:554:LEU:HD11	2.44	0.53
10:C8:758:GLN:NE2	10:C8:819:GLN:CG	2.69	0.53
10:C8:1541:PHE:CE1	10:C8:1649:LYS:CD	2.89	0.53
11:A16:782:PRO:C	11:A16:783:PHE:CD2	2.86	0.53
18:B:1175:ALA:HB2	18:B:1325:MET:HE2	1.90	0.53
18:B:1637:VAL:HG21	24:D16:1405:GLY:H	1.73	0.53
18:B8:1175:ALA:HB2	18:B8:1325:MET:HE2	1.90	0.53
20:E:331:GLY:HA2	20:E:357:PHE:CZ	2.44	0.53
19:48:209:CYS:SG	19:48:215:ILE:HD11	2.49	0.53
21:H:240:ILE:CD1	22:I:174:GLN:OE1	2.57	0.53
23:J16:734:PRO:O	23:J16:735:LYS:C	2.46	0.53
10:C32:1285:VAL:HA	10:C32:1735:TYR:CE2	2.32	0.53
2:M:191:TRP:CH2	2:M:222:ILE:HD11	2.43	0.53
1:R16:1124:TRP:HZ2	4:T16:669:PRO:CG	2.13	0.53
5:P:165:PRO:O	5:P:202:LEU:HD21	2.08	0.53
7:Q:147:GLU:OE1	7:Q:159:VAL:HG11	2.07	0.53
5:P8:16:PHE:CE1	6:O8:311:LEU:CG	2.91	0.53
5:P16:486:CYS:HB2	5:P16:490:GLY:HA3	1.90	0.53
9:K:923:ILE:HG21	9:K:929:ARG:HH21	1.71	0.53
9:K:1245:GLU:HG3	9:K:1262:LEU:HD21	1.90	0.53
9:K8:749:VAL:HG13	9:K8:752:MET:HE3	1.91	0.53
9:K8:792:LEU:HD11	9:K8:849:LEU:HD22	1.91	0.53
10:C16:325:MET:HE1	10:C16:352:LEU:HD21	1.90	0.53
10:C16:1121:ILE:HG23	10:C16:1133:ILE:HD11	1.89	0.53
10:C16:1333:HIS:CE1	10:C16:1337:LEU:HD23	2.38	0.53

*Continued on next page...*



*Continued from previous page...*

Atom-1	Atom-2	Interatomic distance (Å)	Clash overlap (Å)
11:A24:212:LYS:HE3	11:A24:585:MET:HE3	1.76	0.53
11:A24:471:ASN:HD21	24:D16:1149:VAL:HB	1.72	0.53
11:A24:518:ILE:HD11	11:A24:541:LEU:HD12	1.90	0.53
11:A24:696:ILE:HD11	11:A24:728:ILE:CD1	2.37	0.53
10:C24:182:ASP:CB	10:C24:183:PRO:CD	2.84	0.53
11:A40:288:HIS:CB	11:A40:354:ARG:NH1	2.71	0.53
11:A40:742:GLU:O	11:A40:746:VAL:HG23	2.09	0.53
11:A16:86:LEU:HD23	22:I:301:LEU:HD23	1.90	0.53
11:A32:20:LEU:HD11	21:H24:346:THR:HG23	1.91	0.53
18:B8:86:LYS:CE	18:B8:123:LEU:CD1	2.86	0.53
19:4:251:ARG:HH21	19:4:254:LEU:CD2	2.19	0.53
21:H24:312:GLN:HE22	22:I24:290:ASP:CG	2.17	0.53
22:I16:332:MET:SD	23:J16:732:MET:HE1	2.48	0.53
24:D8:1170:VAL:HG22	24:D8:1232:VAL:CG2	2.38	0.53
24:D24:22:ARG:HH21	24:D24:659:LEU:HD21	1.73	0.53
24:D32:1170:VAL:HG22	24:D32:1232:VAL:CG2	2.38	0.53
10:C32:453:LEU:HB3	10:C32:486:LEU:HD21	1.90	0.53
12:A48:311:ASN:HB3	12:A48:357:TYR:CD2	2.44	0.53
12:A48:518:ILE:HD11	12:A48:541:LEU:HD12	1.90	0.53
1:R:1379:GLN:NE2	1:R:1416:TYR:CE1	2.75	0.53
1:R:1428:VAL:CB	6:O:165:LYS:HZ2	2.22	0.53
2:M:251:HIS:NE2	2:M:273:VAL:HG21	2.23	0.53
2:M16:339:GLU:C	2:M16:341:ASP:H	2.16	0.53
2:M16:544:LEU:HD11	2:M16:586:ALA:HB1	1.91	0.53
5:P:43:TRP:HH2	5:P:76:LEU:CD1	2.21	0.53
5:P:401:ARG:NH2	5:P:404:ILE:CB	2.72	0.53
5:P:607:PHE:CE2	5:P:611:LEU:HD12	2.44	0.53
5:P8:193:VAL:HG22	5:P8:364:VAL:HG13	1.89	0.53
5:P8:607:PHE:CE2	5:P8:611:LEU:HD12	2.44	0.53
5:P8:611:LEU:HA	5:P8:629:ARG:HE	1.70	0.53
7:Q16:327:LEU:HD11	7:Q16:358:PHE:HE1	1.69	0.53
8:L16:851:PRO:HG2	9:K16:1283:PRO:CA	2.25	0.53
9:K:792:LEU:CD2	9:K:849:LEU:HD22	2.38	0.53
9:K8:585:GLU:HA	9:K8:622:VAL:HG13	1.91	0.53
9:K8:879:CYS:CB	9:K8:900:TYR:CE2	2.91	0.53
10:C16:26:ARG:NH2	10:C16:151:LEU:HB2	2.24	0.53
10:C16:453:LEU:HB3	10:C16:486:LEU:HD21	1.90	0.53
10:C16:547:VAL:HG21	10:C16:587:TYR:HD2	1.73	0.53
10:C16:1480:PHE:CD1	24:D8:1407:PHE:HD2	2.26	0.53
10:C16:1767:LEU:HD11	10:C16:1832:MET:CE	2.39	0.53
10:C24:453:LEU:HB3	10:C24:486:LEU:HD21	1.90	0.53

*Continued on next page...*

*Continued from previous page...*

Atom-1	Atom-2	Interatomic distance (Å)	Clash overlap (Å)
10:C24:557:VAL:HG22	10:C24:565:ARG:NE	2.24	0.53
11:A40:86:LEU:HD23	22:I16:301:LEU:HD23	1.90	0.53
11:A40:736:PRO:CB	24:D32:871:ARG:NH1	2.71	0.53
12:A:742:GLU:O	12:A:746:VAL:HG23	2.09	0.53
13:V:882:VAL:C	13:V:884:ASN:N	2.67	0.53
13:V:910:GLU:N	14:W:787:MET:HE3	2.23	0.53
14:W:220:TYR:CZ	14:W:242:THR:HG21	2.44	0.53
10:C8:1094:LEU:HD21	10:C8:1203:MET:HB3	1.91	0.53
11:A16:9:GLY:HA3	21:H:339:GLN:HE22	1.74	0.53
11:A16:20:LEU:HD11	21:H:346:THR:HG23	1.91	0.53
11:A16:90:PHE:HB3	18:B:1800:ARG:CZ	2.25	0.53
18:B:152:HIS:CB	18:B:163:ILE:CD1	2.87	0.53
18:B:195:MET:HE2	18:B:199:LEU:HD23	0.59	0.53
18:B:1101:TYR:HD2	18:B:1132:TRP:CZ3	2.26	0.53
18:B:1911:LEU:CB	18:B:1960:LEU:CD1	2.86	0.53
18:B8:187:LEU:HD22	18:B8:251:PHE:HE2	1.71	0.53
18:B8:856:LEU:CD2	18:B8:860:HIS:HB3	2.38	0.53
18:B8:1507:ASN:OD1	18:B8:1508:PRO:HD2	2.08	0.53
18:B8:1911:LEU:HB2	18:B8:1960:LEU:HD12	1.91	0.53
19:48:117:ILE:CG1	19:48:150:LEU:HD23	2.39	0.53
20:E8:345:LEU:CD2	24:D40:123:ALA:HB2	2.33	0.53
21:H24:240:ILE:CD1	22:I24:174:GLN:OE1	2.57	0.53
21:H24:322:LEU:HD22	22:I24:300:LEU:HG	1.89	0.53
24:D:403:ARG:HD3	24:D16:744:LEU:O	2.08	0.53
10:C32:1642:TYR:CE1	10:C32:1646:LEU:HD11	2.43	0.53
12:A48:573:TYR:HE1	12:A48:589:TYR:CZ	2.26	0.53
1:R:1349:ARG:CG	1:R:1390:GLU:HB3	2.38	0.53
1:R:1449:TRP:HZ2	2:M:161:ASP:O	1.83	0.53
2:M:247:PRO:HD3	2:M:290:ILE:HG21	1.89	0.53
2:M:810:LEU:HD22	2:M:819:GLN:CB	2.38	0.53
2:M8:254:LEU:O	2:M8:256:HIS:ND1	2.42	0.53
1:R16:1225:PHE:CE1	1:R16:1247:PRO:HB3	2.40	0.53
2:M16:503:TYR:CE1	2:M16:507:LEU:HD11	2.43	0.53
2:M16:810:LEU:HD22	2:M16:819:GLN:CB	2.38	0.53
7:Q:265:VAL:HG11	7:Q:271:ALA:CB	2.38	0.53
5:P8:12:GLU:HG3	5:P8:78:GLY:H	1.73	0.53
7:Q8:151:VAL:HG12	7:Q8:157:VAL:HG22	1.91	0.53
5:P16:43:TRP:HH2	5:P16:76:LEU:CD1	2.21	0.53
5:P16:624:HIS:HE1	5:P16:660:ARG:NH2	2.06	0.53
9:K:950:LYS:HE3	9:K:977:GLU:CB	2.37	0.53
9:K:1153:ALA:C	9:K:1220:ASN:ND2	2.63	0.53

*Continued on next page...*

*Continued from previous page...*

Atom-1	Atom-2	Interatomic distance (Å)	Clash overlap (Å)
10:C16:169:GLN:O	10:C16:173:THR:OG1	2.23	0.53
10:C16:390:HIS:CE1	10:C16:449:GLU:CG	2.92	0.53
11:A24:354:ARG:HD3	11:A24:452:TRP:CE3	2.44	0.53
10:C24:275:ALA:CB	10:C24:326:LEU:HD12	2.37	0.53
10:C24:325:MET:HE1	10:C24:352:LEU:HD21	1.90	0.53
10:C24:390:HIS:CB	10:C24:452:LEU:HD23	2.36	0.53
10:C24:399:HIS:ND1	10:C24:400:PRO:HD2	2.24	0.53
10:C24:520:TYR:OH	10:C24:542:ASP:OD2	2.23	0.53
10:C24:925:GLU:OE1	10:C24:973:LEU:HD23	2.08	0.53
10:C24:1767:LEU:HD11	10:C24:1832:MET:CE	2.39	0.53
11:A40:542:VAL:HG11	11:A40:596:THR:HG23	1.90	0.53
13:V:814:MET:HE3	13:V:824:TRP:HZ2	1.72	0.53
10:C:399:HIS:ND1	10:C:400:PRO:HD2	2.24	0.53
10:C8:699:HIS:O	10:C8:703:SER:OG	2.24	0.53
11:A16:311:ASN:HB3	11:A16:357:TYR:CD2	2.44	0.53
11:A32:448:GLU:OE1	17:F24:61:THR:HB	2.08	0.53
18:B:51:LEU:HD13	18:B:139:ARG:HH21	1.74	0.53
18:B:359:VAL:HG21	18:B:405:TYR:CZ	2.43	0.53
18:B:1058:ILE:CG2	18:B:1154:ILE:HD11	2.39	0.53
18:B:1528:PRO:CA	18:B:1531:TRP:NE1	2.64	0.53
18:B8:243:GLY:HA3	18:B8:249:TYR:CE2	2.44	0.53
19:4:15:ILE:HD12	19:4:20:ILE:CD1	2.37	0.53
19:4:31:GLN:OE1	19:4:41:VAL:CG2	2.57	0.53
19:4:362:ALA:N	19:4:417:ASP:OD2	2.34	0.53
20:E8:331:GLY:HA2	20:E8:357:PHE:CZ	2.44	0.53
21:H:291:VAL:HG11	23:J32:657:GLU:HB3	1.91	0.53
21:H24:291:VAL:HG11	23:J24:657:GLU:HB3	1.91	0.53
23:J16:682:ALA:C	23:J16:684:ASP:H	2.15	0.53
24:D8:1284:ILE:CD1	24:D8:1329:VAL:HG21	2.38	0.53
24:D32:642:VAL:CG2	24:D40:631:ARG:NE	2.69	0.53
10:C32:668:ALA:O	10:C32:704:MET:HE1	2.08	0.53
1:R:1033:LYS:CE	24:D:1436:ARG:NE	2.71	0.53
1:R:1379:GLN:HE22	1:R:1416:TYR:HE1	1.57	0.53
3:N:218:TRP:CZ3	3:N:229:ILE:HD11	2.42	0.53
1:R8:982:GLU:HG3	24:D40:1436:ARG:HE	1.73	0.53
1:R8:1379:GLN:NE2	1:R8:1416:TYR:CE1	2.75	0.53
2:M8:627:TYR:CD1	2:M8:627:TYR:C	2.84	0.53
1:R16:1347:HIS:CE1	1:R16:1349:ARG:HB2	2.43	0.53
2:M16:256:HIS:NE2	2:M16:273:VAL:HG22	2.23	0.53
2:M16:416:VAL:CG1	8:L16:394:ALA:O	2.56	0.53
6:O:125:VAL:HG23	6:O:175:TRP:CZ2	2.43	0.53

*Continued on next page...*

*Continued from previous page...*

Atom-1	Atom-2	Interatomic distance (Å)	Clash overlap (Å)
7:Q:151:VAL:HG12	7:Q:157:VAL:HG22	1.91	0.53
5:P8:101:LEU:CD2	5:P8:133:TYR:CZ	2.70	0.53
6:O8:105:ASN:HD21	6:O8:134:ARG:HH22	1.57	0.53
7:Q8:297:VAL:HG21	7:Q8:318:GLU:OE1	2.08	0.53
5:P16:193:VAL:HG22	5:P16:364:VAL:HG13	1.89	0.53
5:P16:310:ARG:NH1	5:P16:372:PRO:HG3	2.22	0.53
7:Q16:297:VAL:HG21	7:Q16:318:GLU:OE1	2.08	0.53
8:L8:1058:ILE:CG2	9:K8:1083:ILE:HD11	2.37	0.53
8:L16:1041:SER:HB2	8:L16:1054:HIS:CE1	2.34	0.53
9:K:923:ILE:HG22	9:K:929:ARG:NH2	2.24	0.53
9:K:1151:VAL:O	9:K:1155:THR:HG23	2.08	0.53
9:K8:1153:ALA:HA	9:K8:1220:ASN:ND2	2.24	0.53
10:C16:11:VAL:HG13	10:C16:15:LEU:HD12	1.91	0.53
10:C16:1548:ILE:HG12	24:D8:1407:PHE:CE2	2.21	0.53
11:A24:736:PRO:HB2	24:D16:871:ARG:CZ	2.37	0.53
10:C24:11:VAL:HG13	10:C24:15:LEU:HD12	1.91	0.53
10:C24:26:ARG:NH2	10:C24:151:LEU:HB2	2.23	0.53
11:A40:156:MET:CG	11:A40:555:HIS:NE2	2.38	0.53
10:C:16:LEU:HD21	10:C:139:ARG:NH1	2.24	0.53
10:C:547:VAL:HG21	10:C:587:TYR:HD2	1.73	0.53
10:C8:11:VAL:HG13	10:C8:15:LEU:HD12	1.91	0.53
10:C8:586:PRO:CD	10:C8:650:ARG:HH12	2.10	0.53
10:C8:615:GLU:HA	10:C8:619:LEU:HD12	1.89	0.53
10:C8:668:ALA:O	10:C8:704:MET:HE1	2.08	0.53
10:C8:1255:GLN:OE1	16:A8:109:HIS:CE1	2.62	0.53
10:C8:1553:VAL:HG23	10:C8:1592:VAL:HG12	1.91	0.53
10:C8:1642:TYR:CE1	10:C8:1646:LEU:HD11	2.43	0.53
10:C8:1767:LEU:HD12	10:C8:1832:MET:HE3	1.91	0.53
10:C8:1812:GLU:HG3	10:C8:1819:LEU:HD12	1.91	0.53
11:A16:153:ARG:NH1	18:B:1846:GLU:OE1	2.38	0.53
11:A32:440:LEU:CG	11:A32:443:LEU:HD11	2.39	0.53
18:B:497:PHE:CE1	18:B:512:VAL:HG11	2.44	0.53
18:B:690:TRP:HH2	18:B:787:VAL:CG2	2.18	0.53
18:B8:135:TYR:CZ	18:B8:139:ARG:HD2	2.43	0.53
19:4:419:PHE:CE2	19:4:424:LEU:HD11	2.44	0.53
23:J32:686:MET:HG2	23:J32:690:ASP:CB	2.39	0.53
21:H8:253:ARG:NE	23:J8:621:GLU:OE2	2.38	0.53
21:H8:338:MET:HE3	23:J8:692:VAL:CG2	2.38	0.53
22:I8:300:LEU:HD11	23:J8:689:LEU:HD21	1.91	0.53
21:H24:280:LEU:HD13	22:I24:263:LEU:HD23	1.90	0.53
23:J24:686:MET:HG2	23:J24:690:ASP:CB	2.39	0.53

*Continued on next page...*

*Continued from previous page...*

Atom-1	Atom-2	Interatomic distance (Å)	Clash overlap (Å)
21:H16:291:VAL:HG11	23:J16:657:GLU:HB3	1.91	0.53
24:D8:22:ARG:HH21	24:D8:659:LEU:HD21	1.73	0.53
10:C32:452:LEU:H	10:C32:452:LEU:CD2	2.18	0.53
10:C32:586:PRO:CD	10:C32:650:ARG:HH12	2.10	0.53
1:R:1328:LYS:HE3	10:C:1177:ARG:CD	2.38	0.53
2:M16:627:TYR:CE2	3:N16:166:ALA:N	2.77	0.53
5:P:582:GLU:HG2	5:P:605:ARG:HG3	1.91	0.53
6:O:5:MET:HE2	6:O:46:PHE:CE2	2.44	0.53
6:O16:5:MET:HE2	6:O16:46:PHE:CE2	2.44	0.53
9:K:1153:ALA:HA	9:K:1220:ASN:ND2	2.24	0.53
9:K8:1180:TRP:CD1	9:K8:1261:MET:CE	2.80	0.53
10:C16:1619:PRO:O	10:C16:1621:LYS:N	2.36	0.53
11:A24:323:LEU:CD2	17:F:74:ILE:HD12	2.36	0.53
10:C24:879:LEU:HD21	10:C24:944:MET:CG	2.38	0.53
10:C24:1009:GLN:C	10:C24:1192:ARG:NH2	2.60	0.53
10:C24:1255:GLN:OE1	11:A40:109:HIS:CE1	2.62	0.53
11:A40:66:LEU:HB2	22:I16:323:GLU:OE2	2.09	0.53
11:A40:448:GLU:OE1	17:F16:61:THR:HB	2.08	0.53
11:A40:518:ILE:HD11	11:A40:541:LEU:HD12	1.90	0.53
11:A40:573:TYR:HE1	11:A40:589:TYR:CZ	2.26	0.53
10:C:37:PHE:HB3	10:C:38:PRO:HD3	1.91	0.53
11:A32:9:GLY:HA3	21:H24:339:GLN:HE22	1.74	0.53
11:A32:703:ALA:C	24:D32:1398:ARG:NH1	2.66	0.53
18:B:1161:LEU:HD21	18:B:1403:ILE:CD1	2.37	0.53
18:B:1541:LEU:HD23	18:B:1580:SER:OG	2.08	0.53
18:B8:152:HIS:CB	18:B8:163:ILE:CD1	2.87	0.53
19:4:117:ILE:CG1	19:4:150:LEU:HD23	2.39	0.53
19:48:419:PHE:CE2	19:48:424:LEU:HD11	2.44	0.53
21:H:322:LEU:HD22	22:I:300:LEU:HG	1.89	0.53
22:I24:193:GLU:OE1	22:I24:197:ARG:NH2	2.42	0.53
23:J24:718:GLN:CG	23:J24:737:TRP:CZ3	2.91	0.53
22:I16:300:LEU:HD11	23:J16:689:LEU:HD21	1.91	0.53
24:D8:816:VAL:O	24:D8:824:LYS:HE3	2.09	0.53
10:C32:297:GLN:OE1	10:C32:320:TRP:NE1	2.37	0.53
10:C32:619:LEU:CB	10:C32:620:PRO:HD2	2.23	0.53
10:C32:1255:GLN:OE1	12:A48:109:HIS:CE1	2.62	0.53
12:A48:440:LEU:HB2	12:A48:443:LEU:HD11	1.75	0.53
2:M8:665:HIS:O	2:M8:684:GLN:NE2	2.41	0.53
2:M16:254:LEU:O	2:M16:256:HIS:ND1	2.42	0.53
2:M16:339:GLU:CD	4:T8:638:SER:O	2.51	0.53
2:M16:340:GLU:HG2	4:T8:638:SER:OG	2.09	0.53

*Continued on next page...*

*Continued from previous page...*

Atom-1	Atom-2	Interatomic distance (Å)	Clash overlap (Å)
2:M16:417:ARG:HB2	8:L16:298:PHE:CE2	2.39	0.53
2:M16:627:TYR:CD2	3:N16:166:ALA:O	2.61	0.53
5:P:401:ARG:HH21	5:P:404:ILE:CB	2.22	0.53
5:P:624:HIS:HE1	5:P:660:ARG:NH2	2.06	0.53
7:Q:244:ILE:HG23	7:Q:289:TYR:CZ	2.44	0.53
5:P8:206:SER:HG	5:P8:207:HIS:CE1	2.22	0.53
5:P16:451:LYS:HD3	6:O16:312:ASN:O	2.08	0.53
5:P16:566:PHE:HZ	5:P16:597:GLY:O	1.91	0.53
9:K:730:SER:OG	9:K:735:ASP:OD1	2.17	0.53
9:K:1048:GLN:HG3	9:K:1074:ARG:NH2	2.21	0.53
9:K8:1245:GLU:HG3	9:K8:1262:LEU:HD21	1.90	0.53
9:K16:912:TYR:HB2	9:K16:957:ILE:HD11	1.91	0.53
10:C16:8:VAL:HG23	10:C16:133:THR:HG1	1.73	0.53
10:C16:553:LEU:HD23	10:C16:595:THR:HG23	1.91	0.53
10:C16:1767:LEU:HD12	10:C16:1832:MET:HE3	1.91	0.53
11:A24:686:VAL:O	11:A24:686:VAL:HG12	2.08	0.53
11:A24:732:TYR:HE2	11:A24:738:VAL:HG11	1.74	0.53
11:A24:742:GLU:O	11:A24:746:VAL:HG23	2.09	0.53
11:A40:732:TYR:HE2	11:A40:738:VAL:HG11	1.74	0.53
13:V:818:THR:CG2	13:V:824:TRP:NE1	2.69	0.53
13:V:881:GLY:O	13:V:883:PRO:HD3	2.09	0.53
10:C:453:LEU:HB3	10:C:486:LEU:HD21	1.90	0.53
10:C:966:CYS:SG	10:C:1021:TRP:CZ3	2.97	0.53
10:C8:37:PHE:HB3	10:C8:38:PRO:HD3	1.91	0.53
11:A32:323:LEU:CD2	17:F24:74:ILE:HD12	2.36	0.53
11:A32:732:TYR:HE2	11:A32:738:VAL:HG11	1.74	0.53
11:A32:798:PHE:HE2	11:A32:809:VAL:HG21	1.73	0.53
18:B:86:LYS:CE	18:B:123:LEU:CD1	2.86	0.53
18:B:1783:VAL:HG21	18:B:1810:VAL:HG11	1.90	0.53
18:B8:51:LEU:HD13	18:B8:139:ARG:HH21	1.74	0.53
18:B8:370:TYR:CE1	18:B8:374:ILE:HD11	2.43	0.53
19:4:209:CYS:SG	19:4:215:ILE:HD11	2.49	0.53
19:48:100:ILE:CG2	19:48:102:LEU:CG	2.74	0.53
22:I:203:GLN:OE1	22:I:209:TRP:CZ2	2.63	0.53
24:D16:1170:VAL:HG22	24:D16:1232:VAL:CG2	2.38	0.53
10:C32:1812:GLU:HG3	10:C32:1819:LEU:HD12	1.91	0.53
12:A48:686:VAL:HG12	12:A48:686:VAL:O	2.08	0.53
12:A48:707:LEU:CD1	12:A48:767:ARG:HH22	2.17	0.53
2:M:851:LEU:HD21	4:T:653:GLN:CG	2.22	0.52
3:N:43:ASN:HD22	10:C:503:THR:CG2	2.12	0.52
1:R8:526:ASN:CA	1:R8:529:HIS:HE1	2.21	0.52

*Continued on next page...*



*Continued from previous page...*

Atom-1	Atom-2	Interatomic distance (Å)	Clash overlap (Å)
1:R8:1449:TRP:HZ2	2:M8:161:ASP:O	1.83	0.52
2:M8:625:HIS:ND1	3:N8:165:GLY:HA2	2.24	0.52
1:R16:1242:SER:HG	1:R16:1244:LEU:HD12	1.74	0.52
2:M16:640:TYR:O	2:M16:644:TRP:CD1	2.62	0.52
6:O:201:SER:OG	6:O:232:LEU:HD21	2.09	0.52
7:Q:181:ALA:HB3	7:Q:198:TYR:CE2	2.44	0.52
5:P8:241:LEU:O	5:P8:369:TYR:OH	2.18	0.52
9:K:806:LEU:CD1	9:K:874:VAL:HG11	2.39	0.52
10:C16:668:ALA:O	10:C16:704:MET:HE1	2.08	0.52
10:C16:1094:LEU:HD21	10:C16:1203:MET:HB3	1.91	0.52
10:C16:1812:GLU:HG3	10:C16:1819:LEU:HD12	1.91	0.52
11:A24:512:VAL:O	11:A24:512:VAL:HG12	2.08	0.52
11:A24:798:PHE:HE2	11:A24:809:VAL:HG21	1.73	0.52
10:C24:1767:LEU:HD12	10:C24:1832:MET:HE3	1.91	0.52
10:C24:1801:SER:HB3	10:C24:1802:PRO:HD3	1.90	0.52
11:A40:440:LEU:CG	11:A40:443:LEU:HD11	2.39	0.52
11:A40:512:VAL:HG12	11:A40:512:VAL:O	2.08	0.52
10:C:11:VAL:HG13	10:C:15:LEU:HD12	1.91	0.52
10:C:1094:LEU:HD21	10:C:1203:MET:HB3	1.91	0.52
10:C:1285:VAL:HA	10:C:1735:TYR:CE2	2.32	0.52
10:C8:960:PHE:CZ	10:C8:1138:GLU:OE2	2.56	0.52
10:C8:1076:TYR:O	10:C8:1077:ALA:C	2.49	0.52
11:A16:66:LEU:HB2	22:I:323:GLU:OE2	2.09	0.52
11:A32:148:LEU:HD13	18:B8:1956:ILE:CD1	2.37	0.52
11:A32:311:ASN:HB3	11:A32:357:TYR:CD2	2.44	0.52
18:B8:1129:LYS:C	18:B8:1131:THR:H	2.17	0.52
18:B8:1587:ARG:HG3	18:B8:1650:TYR:CZ	2.44	0.52
20:E:407:LEU:HD11	20:E:462:THR:HG23	1.91	0.52
20:E8:174:GLY:HA3	20:E8:236:HIS:CE1	2.45	0.52
22:I:193:GLU:OE1	22:I:197:ARG:NH2	2.42	0.52
22:I16:193:GLU:OE1	22:I16:197:ARG:NH2	2.42	0.52
24:D24:816:VAL:O	24:D24:824:LYS:HE3	2.09	0.52
24:D32:816:VAL:O	24:D32:824:LYS:HE3	2.09	0.52
10:C32:1283:LEU:HD11	10:C32:1357:LEU:HD13	1.91	0.52
12:A48:234:TYR:CZ	12:A48:249:MET:HB3	2.43	0.52
12:A48:354:ARG:HD3	12:A48:452:TRP:CE3	2.44	0.52
12:A48:794:THR:C	12:A48:796:ASP:H	2.17	0.52
2:M16:625:HIS:ND1	3:N16:165:GLY:HA2	2.24	0.52
2:M16:741:SER:OG	2:M16:775:ARG:NH1	2.41	0.52
5:P:12:GLU:C	5:P:14:VAL:H	2.15	0.52
5:P8:101:LEU:CD2	5:P8:133:TYR:CD1	2.92	0.52

*Continued on next page...*



*Continued from previous page...*

Atom-1	Atom-2	Interatomic distance (Å)	Clash overlap (Å)
9:K:879:CYS:HB2	9:K:900:TYR:CE2	2.43	0.52
10:C16:557:VAL:HG22	10:C16:565:ARG:NE	2.24	0.52
10:C16:1255:GLN:OE1	11:A24:109:HIS:CE1	2.62	0.52
11:A24:157:LEU:HD22	11:A24:523:LYS:NZ	2.24	0.52
11:A24:311:ASN:HB3	11:A24:357:TYR:CD2	2.44	0.52
10:C24:16:LEU:HD21	10:C24:139:ARG:NH1	2.24	0.52
10:C24:417:LEU:CB	10:C24:472:ASN:HD22	2.12	0.52
10:C24:1094:LEU:HD21	10:C24:1203:MET:HB3	1.91	0.52
10:C24:1812:GLU:HG3	10:C24:1819:LEU:HD12	1.91	0.52
12:A:311:ASN:HB3	12:A:357:TYR:CD2	2.44	0.52
14:W:715:ASP:N	10:C8:1568:ARG:NH1	2.57	0.52
10:C:1271:PHE:HD1	10:C:1273:GLY:H	1.54	0.52
10:C:1283:LEU:HD11	10:C:1357:LEU:HD13	1.91	0.52
10:C:1619:PRO:O	10:C:1621:LYS:N	2.36	0.52
11:A32:11:THR:CG2	22:I24:162:GLN:NE2	2.67	0.52
18:B8:34:GLN:N	18:B8:35:PRO:CD	2.72	0.52
18:B8:1185:LYS:HE3	18:B8:1314:SER:OG	2.09	0.52
18:B8:1799:VAL:C	18:B8:1801:GLY:N	2.66	0.52
19:4:251:ARG:NH2	19:4:254:LEU:HD23	2.21	0.52
19:4:304:ILE:HD11	19:4:359:ALA:HA	1.91	0.52
19:48:31:GLN:OE1	19:48:41:VAL:CG2	2.57	0.52
20:E8:407:LEU:HD11	20:E8:462:THR:HG23	1.91	0.52
21:H16:240:ILE:CD1	22:I16:174:GLN:OE1	2.57	0.52
24:D:816:VAL:O	24:D:824:LYS:HE3	2.09	0.52
10:C32:925:GLU:OE1	10:C32:973:LEU:HD23	2.08	0.52
10:C32:1280:VAL:CG2	10:C32:1731:HIS:ND1	2.72	0.52
1:R:526:ASN:CA	1:R:529:HIS:HE1	2.21	0.52
1:R:1182:PRO:C	1:R:1184:GLU:N	2.68	0.52
1:R:1360:GLN:O	10:C:608:ASP:CB	2.56	0.52
2:M8:191:TRP:CH2	2:M8:222:ILE:HD11	2.43	0.52
1:R16:1175:TYR:CA	1:R16:1177:TRP:CZ3	2.79	0.52
5:P:175:MET:CE	5:P:436:ALA:HB1	2.23	0.52
6:O:105:ASN:HD21	6:O:134:ARG:HH22	1.57	0.52
6:O8:5:MET:HE2	6:O8:46:PHE:CE2	2.44	0.52
7:Q8:244:ILE:HG23	7:Q8:289:TYR:CZ	2.44	0.52
7:Q16:151:VAL:HG12	7:Q16:157:VAL:HG22	1.91	0.52
7:Q16:181:ALA:HB3	7:Q16:198:TYR:CE2	2.45	0.52
8:L16:856:LEU:CD2	9:K16:1281:SER:CB	2.74	0.52
8:L16:1062:ALA:HB2	9:K16:1083:ILE:CG1	2.39	0.52
9:K:919:MET:SD	9:K:938:PHE:HD2	2.31	0.52
9:K:923:ILE:CG2	9:K:929:ARG:NH2	2.72	0.52

*Continued on next page...*

*Continued from previous page...*

Atom-1	Atom-2	Interatomic distance (Å)	Clash overlap (Å)
9:K:1133:ILE:CG2	9:K:1166:LEU:HD23	2.39	0.52
10:C16:390:HIS:CB	10:C16:452:LEU:CB	2.86	0.52
10:C16:452:LEU:H	10:C16:452:LEU:CD2	2.18	0.52
11:A24:440:LEU:CG	11:A24:443:LEU:HD11	2.39	0.52
11:A40:464:GLY:C	11:A40:466:SER:H	2.18	0.52
12:A:354:ARG:HD3	12:A:452:TRP:CE3	2.44	0.52
12:A:573:TYR:HE1	12:A:589:TYR:CZ	2.26	0.52
14:W:518:GLU:H	14:W:605:ASN:ND2	2.04	0.52
10:C:1642:TYR:CE1	10:C:1646:LEU:HD11	2.43	0.52
10:C:1767:LEU:HD12	10:C:1832:MET:HE3	1.91	0.52
10:C8:26:ARG:NH2	10:C8:151:LEU:HB2	2.24	0.52
10:C8:513:LEU:HD12	10:C8:546:LEU:HD23	1.90	0.52
11:A16:273:ARG:NE	11:A16:479:LEU:HD23	2.19	0.52
11:A32:66:LEU:HB2	22:I24:323:GLU:OE2	2.09	0.52
11:A32:86:LEU:HD23	22:I24:301:LEU:HD23	1.90	0.52
11:A32:90:PHE:CD2	18:B8:1788:ILE:CG1	2.93	0.52
18:B:689:SER:C	18:B:691:SER:H	2.16	0.52
18:B:1587:ARG:HG3	18:B:1650:TYR:CZ	2.44	0.52
18:B8:817:CYS:CB	18:B8:885:ARG:HH12	2.08	0.52
18:B8:846:SER:CB	18:B8:899:LYS:HZ3	2.07	0.52
18:B8:1783:VAL:HG21	18:B8:1810:VAL:HG11	1.90	0.52
21:H:228:LEU:HD11	23:J32:593:VAL:CG2	2.34	0.52
21:H:269:PHE:CE1	22:I:205:ARG:CZ	2.90	0.52
21:H:338:MET:HE3	23:J32:692:VAL:CG2	2.38	0.52
23:J32:686:MET:HG2	23:J32:690:ASP:HB2	1.91	0.52
23:J32:718:GLN:CG	23:J32:737:TRP:CZ3	2.91	0.52
21:H8:269:PHE:CE1	22:I8:205:ARG:CZ	2.90	0.52
23:J8:678:GLY:O	23:J8:680:LEU:N	2.40	0.52
23:J24:686:MET:HG2	23:J24:690:ASP:HB2	1.91	0.52
24:D:1:MET:SD	24:D:882:GLU:OE2	2.67	0.52
10:C32:11:VAL:HG13	10:C32:15:LEU:HD12	1.91	0.52
10:C32:168:ARG:HH12	10:C32:229:PRO:HA	1.70	0.52
10:C32:553:LEU:HD23	10:C32:595:THR:HG23	1.91	0.52
10:C32:1553:VAL:HG23	10:C32:1592:VAL:HG12	1.91	0.52
12:A48:742:GLU:O	12:A48:746:VAL:HG23	2.09	0.52
1:R:1424:LYS:HB3	6:O:107:SER:HB2	1.89	0.52
3:N16:200:MET:HE3	3:N16:203:PHE:HD2	1.74	0.52
5:P:16:PHE:CE1	6:O:311:LEU:HD21	2.45	0.52
7:Q:114:ASP:O	7:Q:119:ALA:HA	2.10	0.52
5:P8:643:PHE:C	5:P8:646:PRO:HD2	2.34	0.52
6:O8:54:VAL:HG13	6:O8:85:TRP:CE2	2.45	0.52

*Continued on next page...*

*Continued from previous page...*

Atom-1	Atom-2	Interatomic distance (Å)	Clash overlap (Å)
5:P16:16:PHE:CE1	6:O16:311:LEU:HD21	2.45	0.52
8:L8:608:PHE:CD2	8:L8:635:MET:CG	2.92	0.52
8:L8:1074:ARG:HD3	9:K8:1089:LYS:CD	2.39	0.52
9:K:707:GLN:OE1	9:K:761:TYR:OH	2.22	0.52
9:K16:975:MET:CG	9:K16:985:PHE:CE1	2.92	0.52
10:C16:182:ASP:CB	10:C16:183:PRO:CD	2.84	0.52
10:C16:1682:VAL:HG22	10:C16:1758:LEU:HD23	1.89	0.52
11:A24:66:LEU:HB2	22:I8:323:GLU:OE2	2.09	0.52
11:A24:448:GLU:OE1	17:F:61:THR:HB	2.09	0.52
11:A24:794:THR:C	11:A24:796:ASP:H	2.17	0.52
10:C24:1271:PHE:CD1	10:C24:1731:HIS:NE2	2.75	0.52
11:A40:798:PHE:HE2	11:A40:809:VAL:HG21	1.73	0.52
14:W:586:ILE:HG13	15:J:572:ASP:CB	2.39	0.52
14:W:598:ILE:CG2	14:W:626:LEU:CD2	2.78	0.52
10:C:653:TYR:CE1	10:C:679:ARG:HD2	2.44	0.52
11:A16:464:GLY:C	11:A16:466:SER:H	2.18	0.52
11:A16:703:ALA:C	24:D16:1398:ARG:NH1	2.67	0.52
11:A32:464:GLY:C	11:A32:466:SER:H	2.18	0.52
18:B:566:LYS:HE3	18:B:574:GLU:CD	2.33	0.52
18:B8:112:GLU:CD	18:B8:130:MET:CE	2.83	0.52
18:B8:277:GLU:OE2	18:B8:393:VAL:HG22	2.09	0.52
18:B8:326:PRO:HB3	18:B8:371:PHE:CZ	2.45	0.52
18:B8:1674:ASP:C	18:B8:1676:VAL:N	2.67	0.52
20:E8:353:ILE:CD1	20:E8:413:PHE:HD2	1.61	0.52
21:H:312:GLN:HE22	22:I:290:ASP:CG	2.17	0.52
21:H:366:MET:HE3	22:I:332:MET:CE	2.32	0.52
23:J32:686:MET:CE	23:J32:694:ARG:HH21	2.10	0.52
21:H8:284:LEU:HD21	23:J8:650:GLN:HB3	1.92	0.52
22:I8:131:ARG:CG	23:J8:557:ARG:HH22	2.11	0.52
24:D40:22:ARG:HH21	24:D40:659:LEU:HD21	1.73	0.52
24:D40:1101:HIS:C	24:D40:1134:GLN:OE1	2.52	0.52
10:C32:653:TYR:CE1	10:C32:679:ARG:HD2	2.44	0.52
12:A48:464:GLY:C	12:A48:466:SER:H	2.18	0.52
1:R:1324:ASP:CG	10:C:1180:ILE:HB	2.33	0.52
1:R:1326:GLY:C	10:C:1154:TRP:HE1	2.15	0.52
1:R:1361:ALA:C	10:C:608:ASP:OD2	2.53	0.52
3:N:97:HIS:HD2	3:N:99:PHE:CE1	2.28	0.52
3:N:200:MET:HE3	3:N:203:PHE:HD2	1.74	0.52
1:R16:1101:ARG:HH11	1:R16:1188:TYR:HE2	1.48	0.52
2:M16:166:THR:H	2:M16:169:THR:HG1	1.50	0.52
2:M16:627:TYR:CA	3:N16:167:LEU:HD12	2.39	0.52

*Continued on next page...*

*Continued from previous page...*

Atom-1	Atom-2	Interatomic distance (Å)	Clash overlap (Å)
6:O8:119:ARG:NH2	6:O8:182:GLU:CA	2.57	0.52
7:Q8:221:TRP:CD1	7:Q8:221:TRP:N	2.78	0.52
5:P16:12:GLU:HG3	5:P16:78:GLY:H	1.74	0.52
6:O16:201:SER:OG	6:O16:232:LEU:HD21	2.09	0.52
10:C16:16:LEU:HD21	10:C16:139:ARG:NH1	2.24	0.52
10:C16:286:ILE:HG21	10:C16:292:PHE:CE1	2.45	0.52
11:A24:464:GLY:C	11:A24:466:SER:H	2.18	0.52
11:A24:798:PHE:HZ	11:A24:847:ARG:NH1	2.01	0.52
11:A40:489:PHE:CZ	17:F16:56:PRO:HA	2.45	0.52
11:A40:686:VAL:O	11:A40:686:VAL:HG12	2.08	0.52
12:A:464:GLY:C	12:A:466:SER:H	2.18	0.52
10:C:1251:PHE:HZ	10:C:1319:ARG:HH12	1.39	0.52
10:C8:643:LEU:HB3	10:C8:679:ARG:HH12	1.73	0.52
10:C8:643:LEU:HG	10:C8:656:THR:OG1	2.09	0.52
10:C8:879:LEU:HD21	10:C8:944:MET:HG3	1.90	0.52
11:A16:354:ARG:HD3	11:A16:452:TRP:CE3	2.44	0.52
11:A16:518:ILE:HD11	11:A16:541:LEU:HD12	1.91	0.52
11:A32:257:GLN:CD	11:A32:263:ASP:OD1	2.51	0.52
11:A32:518:ILE:HD11	11:A32:541:LEU:HD12	1.91	0.52
11:A32:676:TYR:HE2	24:D32:1395:SER:C	2.15	0.52
11:A32:711:ARG:HD3	24:D32:1398:ARG:HG3	1.89	0.52
11:A32:794:THR:C	11:A32:796:ASP:H	2.18	0.52
18:B:326:PRO:HB3	18:B:371:PHE:CZ	2.45	0.52
18:B:1185:LYS:HE3	18:B:1314:SER:OG	2.09	0.52
18:B8:846:SER:HG	18:B8:899:LYS:NZ	1.93	0.52
18:B8:1161:LEU:CG	18:B8:1403:ILE:HD13	2.40	0.52
18:B8:1438:LEU:HD13	18:B8:1462:LEU:CD1	2.40	0.52
19:48:304:ILE:HD11	19:48:359:ALA:HA	1.91	0.52
22:I8:199:PHE:CG	23:J8:620:MET:CG	2.93	0.52
23:J16:686:MET:HG2	23:J16:690:ASP:CB	2.39	0.52
24:D32:22:ARG:HH21	24:D32:659:LEU:HD21	1.73	0.52
10:C32:664:ASN:HA	10:C32:667:ILE:HG12	1.91	0.52
10:C32:879:LEU:HD21	10:C32:944:MET:CG	2.38	0.52
10:C32:1297:HIS:NE2	10:C32:1372:ALA:CB	2.73	0.52
10:C32:1624:LEU:HD23	10:C32:1628:SER:CB	2.37	0.52
10:C32:1767:LEU:HD11	10:C32:1832:MET:CE	2.39	0.52
2:M:627:TYR:HB3	3:N:167:LEU:CG	2.40	0.52
2:M8:278:VAL:HG13	2:M8:326:GLN:HG3	1.91	0.52
2:M8:625:HIS:HE2	3:N8:225:PRO:CB	2.23	0.52
1:R16:1449:TRP:CZ3	2:M16:160:LEU:HD11	2.37	0.52
2:M16:816:ARG:NH2	2:M16:849:LEU:HB3	2.25	0.52

*Continued on next page...*

*Continued from previous page...*

Atom-1	Atom-2	Interatomic distance (Å)	Clash overlap (Å)
4:T16:671:ILE:CD1	5:P16:698:GLY:CA	2.86	0.52
5:P8:16:PHE:CE1	6:O8:311:LEU:HD21	2.45	0.52
5:P8:214:LEU:HD21	5:P8:236:VAL:CG1	2.39	0.52
6:O8:119:ARG:CG	6:O8:181:GLU:O	2.58	0.52
5:P16:582:GLU:HG2	5:P16:605:ARG:HG3	1.91	0.52
6:O16:119:ARG:CG	6:O16:181:GLU:O	2.58	0.52
8:L:1096:GLU:OE1	9:K:996:MET:C	2.47	0.52
9:K8:923:ILE:HG22	9:K8:929:ARG:NH2	2.24	0.52
9:K8:955:TYR:CE2	9:K8:984:GLY:C	2.87	0.52
10:C16:417:LEU:CB	10:C16:472:ASN:HD22	2.12	0.52
10:C16:520:TYR:OH	10:C16:542:ASP:OD2	2.23	0.52
10:C16:1271:PHE:CD1	10:C16:1731:HIS:NE2	2.75	0.52
10:C16:1280:VAL:CG2	10:C16:1731:HIS:ND1	2.72	0.52
10:C16:1283:LEU:HD11	10:C16:1357:LEU:HD13	1.91	0.52
10:C16:1553:VAL:HG23	10:C16:1592:VAL:HG12	1.91	0.52
10:C24:553:LEU:HD23	10:C24:595:THR:HG23	1.91	0.52
11:A40:794:THR:C	11:A40:796:ASP:H	2.18	0.52
12:A:212:LYS:HE3	12:A:585:MET:HE3	1.76	0.52
12:A:785:HIS:CB	12:A:793:ALA:HB2	2.39	0.52
14:W:806:GLU:OE2	15:J:716:ARG:NH2	2.38	0.52
10:C:22:THR:HB	10:C:23:PRO:HD2	1.92	0.52
10:C:1283:LEU:HD23	10:C:1287:MET:HE2	1.91	0.52
10:C:1283:LEU:CD1	10:C:1357:LEU:CD1	2.88	0.52
10:C:1767:LEU:HD11	10:C:1832:MET:CE	2.39	0.52
10:C8:894:VAL:HG13	10:C8:960:PHE:HE2	1.72	0.52
11:A16:742:GLU:O	11:A16:746:VAL:HG23	2.09	0.52
11:A16:794:THR:C	11:A16:796:ASP:H	2.17	0.52
18:B:1112:LYS:HZ1	21:H:327:SER:C	2.14	0.52
18:B:1161:LEU:CG	18:B:1403:ILE:HD13	2.40	0.52
18:B:1438:LEU:HD13	18:B:1462:LEU:CD1	2.40	0.52
18:B8:187:LEU:CD2	18:B8:251:PHE:CE2	2.93	0.52
19:4:185:GLY:O	19:4:187:SER:N	2.42	0.52
20:E:32:PHE:O	20:E:36:PHE:HD2	1.93	0.52
20:E:332:LEU:O	20:E:336:PHE:CD2	2.63	0.52
19:48:252:ARG:HG2	19:48:281:TRP:HH2	1.67	0.52
21:H:280:LEU:HD13	22:I:263:LEU:HD23	1.90	0.52
21:H8:240:ILE:CD1	22:I8:174:GLN:OE1	2.57	0.52
21:H8:280:LEU:HD13	22:I8:263:LEU:HD23	1.90	0.52
21:H16:280:LEU:HD13	22:I16:263:LEU:HD23	1.90	0.52
21:H16:312:GLN:HE22	22:I16:290:ASP:CG	2.17	0.52
24:D:403:ARG:NH2	24:D:409:LEU:CD1	2.70	0.52

*Continued on next page...*

*Continued from previous page...*

Atom-1	Atom-2	Interatomic distance (Å)	Clash overlap (Å)
24:D40:853:MET:CB	24:D40:925:ASP:OD2	2.57	0.52
10:C32:452:LEU:HD23	10:C32:452:LEU:N	2.20	0.52
10:C32:1767:LEU:HD12	10:C32:1832:MET:HE3	1.91	0.52
2:M:254:LEU:O	2:M:256:HIS:ND1	2.42	0.52
2:M:818:THR:O	2:M:821:THR:OG1	2.27	0.52
2:M8:166:THR:C	2:M8:168:LEU:N	2.67	0.52
1:R16:1379:GLN:HE22	1:R16:1416:TYR:HE1	1.57	0.52
2:M16:627:TYR:HB3	3:N16:167:LEU:CG	2.39	0.52
5:P:643:PHE:C	5:P:646:PRO:HD2	2.35	0.52
7:Q8:295:SER:HB2	7:Q8:297:VAL:CG2	2.39	0.52
7:Q16:219:GLY:C	7:Q16:221:TRP:CD1	2.88	0.52
7:Q16:244:ILE:HG23	7:Q16:289:TYR:CZ	2.44	0.52
9:K:916:LYS:HG3	9:K:919:MET:HE1	1.87	0.52
9:K16:1232:LEU:HD22	9:K16:1265:ILE:CG2	2.40	0.52
10:C16:399:HIS:ND1	10:C16:400:PRO:HD2	2.24	0.52
10:C16:1286:MET:HE3	10:C16:1344:VAL:CG1	2.37	0.52
10:C16:1724:VAL:HG22	10:C16:1736:ILE:CD1	2.38	0.52
12:A:732:TYR:HE2	12:A:738:VAL:HG11	1.74	0.52
10:C:26:ARG:NH2	10:C:151:LEU:HB2	2.24	0.52
10:C:792:PHE:HD1	10:C:850:ARG:CZ	2.23	0.52
10:C:1812:GLU:HG3	10:C:1819:LEU:HD12	1.91	0.52
10:C8:1553:VAL:HG23	10:C8:1592:VAL:CG1	2.40	0.52
11:A16:676:TYR:HE2	24:D16:1395:SER:C	2.17	0.52
11:A32:742:GLU:O	11:A32:746:VAL:HG23	2.09	0.52
18:B:112:GLU:CD	18:B:130:MET:CE	2.83	0.52
18:B:187:LEU:CD2	18:B:251:PHE:CE2	2.93	0.52
18:B:749:HIS:HA	18:B:752:TRP:CE2	2.45	0.52
18:B:1911:LEU:HA	18:B:1960:LEU:CD1	2.40	0.52
18:B8:749:HIS:HA	18:B8:752:TRP:CE2	2.45	0.52
18:B8:1129:LYS:C	18:B8:1131:THR:N	2.68	0.52
18:B8:1441:LEU:HA	18:B8:1444:LEU:HD12	1.92	0.52
18:B8:1528:PRO:HA	18:B8:1531:TRP:CD1	2.42	0.52
23:J8:686:MET:HG2	23:J8:690:ASP:HB2	1.91	0.52
21:H16:258:MET:HG2	22:I16:261:PHE:CD1	2.45	0.52
21:H16:284:LEU:HD21	23:J16:650:GLN:HB3	1.92	0.52
1:R8:1112:LYS:HD3	5:P8:712:PHE:CZ	2.43	0.52
6:O:43:SER:HA	7:Q:45:ASP:OD2	2.10	0.52
6:O8:160:LEU:HG	6:O8:160:LEU:O	2.08	0.52
6:O16:43:SER:HA	7:Q16:45:ASP:OD2	2.10	0.52
6:O16:119:ARG:CZ	6:O16:182:GLU:HA	2.38	0.52
8:L8:598:LEU:HD21	8:L8:627:ARG:NH1	2.24	0.52

*Continued on next page...*



*Continued from previous page...*

Atom-1	Atom-2	Interatomic distance (Å)	Clash overlap (Å)
9:K:806:LEU:CD1	9:K:874:VAL:HG12	2.37	0.52
10:C16:557:VAL:CG2	10:C16:565:ARG:NH2	2.45	0.52
10:C16:586:PRO:CD	10:C16:650:ARG:HH12	2.10	0.52
10:C16:1297:HIS:NE2	10:C16:1372:ALA:CB	2.73	0.52
10:C16:1547:LYS:HE2	24:D8:1405:GLY:CA	2.39	0.52
11:A24:10:TRP:CH2	21:H8:338:MET:HE3	2.45	0.52
11:A24:288:HIS:CE1	11:A24:292:ILE:HD11	2.45	0.52
11:A24:573:TYR:HE1	11:A24:589:TYR:CZ	2.26	0.52
11:A24:743:ARG:NH2	24:D16:699:HIS:CD2	2.75	0.52
10:C24:1297:HIS:NE2	10:C24:1372:ALA:CB	2.73	0.52
11:A40:607:ARG:CZ	24:D32:914:PHE:CD1	2.89	0.52
10:C:557:VAL:HG22	10:C:565:ARG:NE	2.23	0.52
10:C:1553:VAL:HG23	10:C:1592:VAL:CG1	2.40	0.52
10:C8:399:HIS:ND1	10:C8:400:PRO:HD2	2.24	0.52
10:C8:959:GLU:HG2	10:C8:1139:ARG:HH21	1.75	0.52
10:C8:1724:VAL:HG22	10:C8:1736:ILE:CD1	2.38	0.52
11:A16:112:ALA:CB	18:B:1416:LYS:HZ3	2.22	0.52
11:A16:448:GLU:OE1	17:F8:61:THR:HB	2.09	0.52
11:A32:54:ASN:O	11:A32:59:GLN:NE2	2.43	0.52
18:B:583:ARG:HD2	18:B:643:MET:SD	2.50	0.52
18:B:686:LEU:HD11	18:B:790:ASP:CB	2.40	0.52
18:B:1960:LEU:HD23	18:B:1961:TYR:CZ	2.45	0.52
18:B8:12:TRP:CE2	18:B8:75:HIS:CD2	2.98	0.52
18:B8:32:LEU:CD1	18:B8:163:ILE:CD1	2.83	0.52
18:B8:313:ILE:HD13	18:B8:331:TRP:HB2	1.92	0.52
21:H8:291:VAL:HG11	23:J8:657:GLU:HB3	1.91	0.52
22:I8:193:GLU:OE1	22:I8:197:ARG:NH2	2.42	0.52
23:J8:686:MET:HG2	23:J8:690:ASP:CB	2.39	0.52
23:J24:686:MET:CE	23:J24:694:ARG:HH21	2.10	0.52
22:I16:199:PHE:CG	23:J16:620:MET:CG	2.93	0.52
24:D16:816:VAL:O	24:D16:824:LYS:HE3	2.09	0.52
24:D16:1109:LEU:HD22	24:D16:1156:SER:HB2	1.91	0.52
24:D16:1284:ILE:CD1	24:D16:1329:VAL:HG21	2.38	0.52
24:D32:749:ARG:NH2	24:D40:397:ALA:HB3	2.25	0.52
24:D40:1284:ILE:CD1	24:D40:1329:VAL:HG21	2.38	0.52
10:C32:399:HIS:ND1	10:C32:400:PRO:HD2	2.24	0.52
10:C32:619:LEU:CB	10:C32:620:PRO:CD	2.79	0.52
10:C32:637:TYR:CZ	10:C32:642:GLU:OE2	2.61	0.52
10:C32:898:GLN:NE2	10:C32:1138:GLU:CD	2.68	0.52
10:C32:1076:TYR:O	10:C32:1077:ALA:C	2.49	0.52
10:C32:1283:LEU:CD1	10:C32:1357:LEU:CD1	2.88	0.52

*Continued on next page...*



*Continued from previous page...*

Atom-1	Atom-2	Interatomic distance (Å)	Clash overlap (Å)
12:A48:732:TYR:HE2	12:A48:738:VAL:HG11	1.74	0.52
1:R:1428:VAL:HB	6:O:165:LYS:NZ	2.25	0.52
1:R:1473:HIS:CD2	6:O:160:LEU:HB3	2.45	0.52
2:M:166:THR:C	2:M:168:LEU:N	2.67	0.52
2:M:417:ARG:CZ	8:L:298:PHE:O	2.58	0.52
2:M:462:LEU:HD11	2:M:484:LEU:HD22	1.92	0.52
2:M8:640:TYR:O	2:M8:644:TRP:CD1	2.63	0.52
2:M8:816:ARG:NH2	2:M8:849:LEU:HB3	2.25	0.52
2:M16:342:VAL:O	2:M16:344:GLN:N	2.43	0.52
3:N16:97:HIS:HD2	3:N16:99:PHE:CE1	2.28	0.52
5:P:569:VAL:O	5:P:643:PHE:CE2	2.63	0.52
5:P8:582:GLU:HG2	5:P8:605:ARG:HG3	1.92	0.52
9:K:879:CYS:HB3	9:K:900:TYR:CD2	2.45	0.52
9:K:950:LYS:NZ	9:K:977:GLU:HB3	2.25	0.52
9:K16:975:MET:HG2	9:K16:985:PHE:CD1	2.44	0.52
10:C16:22:THR:HB	10:C16:23:PRO:HD2	1.92	0.52
10:C16:736:ILE:HD11	10:C16:794:LYS:HZ2	1.74	0.52
10:C16:1449:GLU:OE2	24:D8:1151:SER:CA	2.54	0.52
10:C24:244:ASN:HD22	10:C24:263:LEU:HD11	1.75	0.52
10:C24:557:VAL:HG22	10:C24:565:ARG:HE	1.74	0.52
10:C24:557:VAL:HA	10:C24:565:ARG:HE	1.74	0.52
11:A40:54:ASN:CB	11:A40:59:GLN:HE22	2.21	0.52
12:A:109:HIS:CE1	10:C:1255:GLN:OE1	2.62	0.52
14:W:198:LEU:HB3	14:W:400:ARG:HH12	1.75	0.52
10:C:764:ILE:CD1	10:C:781:VAL:CG2	2.86	0.52
10:C:1061:ASN:O	10:C:1063:PRO:HD3	2.10	0.52
10:C8:792:PHE:HD1	10:C8:850:ARG:CZ	2.23	0.52
10:C8:1250:ALA:CB	10:C8:1309:ARG:HH12	2.15	0.52
11:A16:54:ASN:O	11:A16:59:GLN:NE2	2.43	0.52
11:A16:489:PHE:CZ	17:F8:56:PRO:HA	2.45	0.52
18:B:671:MET:HE1	18:B:733:VAL:HA	1.92	0.52
18:B:1122:SER:C	18:B:1124:GLY:N	2.67	0.52
18:B:1129:LYS:C	18:B:1131:THR:H	2.17	0.52
18:B:1674:ASP:C	18:B:1676:VAL:N	2.68	0.52
18:B8:496:LEU:HD22	18:B8:540:ILE:HD12	1.92	0.52
18:B8:689:SER:C	18:B8:691:SER:H	2.16	0.52
19:4:163:ALA:HB2	19:4:218:LEU:HD11	1.92	0.52
19:4:230:ALA:HB2	19:4:260:LEU:HD11	1.92	0.52
20:E:174:GLY:HA3	20:E:236:HIS:CE1	2.45	0.52
19:48:251:ARG:HH21	19:48:254:LEU:CD2	2.19	0.52
22:I24:131:ARG:CG	23:J24:557:ARG:CZ	2.64	0.52

*Continued on next page...*

*Continued from previous page...*

Atom-1	Atom-2	Interatomic distance (Å)	Clash overlap (Å)
23:J16:686:MET:HG2	23:J16:690:ASP:HB2	1.91	0.52
24:D:409:LEU:HD11	24:D16:746:ALA:N	2.15	0.52
10:C32:931:PRO:HG2	10:C32:987:TYR:OH	2.10	0.52
10:C32:1061:ASN:O	10:C32:1063:PRO:HD3	2.10	0.52
10:C32:1271:PHE:HD1	10:C32:1273:GLY:H	1.54	0.52
2:M:250:LEU:CD2	2:M:287:TYR:CD2	2.92	0.52
1:R8:1379:GLN:HE22	1:R8:1416:TYR:HE1	1.56	0.52
3:N8:97:HIS:HD2	3:N8:99:PHE:CE1	2.28	0.52
1:R16:1442:THR:HG22	3:N16:13:ILE:HD11	1.91	0.52
5:P:167:SER:CB	5:P:398:LYS:HE3	2.40	0.52
7:Q:287:VAL:HG12	7:Q:307:THR:HG22	1.92	0.52
5:P8:611:LEU:HG	5:P8:629:ARG:NE	2.24	0.52
7:Q8:33:ARG:HH22	7:Q8:345:ASP:CB	2.23	0.52
7:Q8:219:GLY:C	7:Q8:221:TRP:CD1	2.88	0.52
5:P16:643:PHE:C	5:P16:646:PRO:HD2	2.35	0.52
7:Q16:33:ARG:HH22	7:Q16:345:ASP:CB	2.23	0.52
8:L16:1026:ARG:HD2	9:K16:1284:MET:HB3	1.87	0.52
9:K8:1048:GLN:HG3	9:K8:1074:ARG:NH2	2.20	0.52
10:C16:1283:LEU:HD23	10:C16:1287:MET:HE2	1.91	0.52
10:C16:1821:VAL:CG1	11:A24:144:LYS:HE3	2.40	0.52
10:C24:1280:VAL:CG2	10:C24:1731:HIS:ND1	2.72	0.52
10:C24:1821:VAL:CG1	11:A40:144:LYS:HE3	2.40	0.52
11:A40:10:TRP:CH2	21:H16:338:MET:HE3	2.45	0.52
11:A40:107:GLN:NE2	21:H16:325:PRO:HA	2.25	0.52
11:A40:785:HIS:CB	11:A40:793:ALA:HB2	2.39	0.52
12:A:288:HIS:CE1	12:A:292:ILE:HD11	2.45	0.52
12:A:794:THR:C	12:A:796:ASP:H	2.17	0.52
10:C:1553:VAL:HG23	10:C:1592:VAL:HG12	1.91	0.52
10:C8:286:ILE:HG21	10:C8:292:PHE:CE1	2.45	0.52
10:C8:898:GLN:NE2	10:C8:1138:GLU:CD	2.59	0.52
10:C8:1821:VAL:CG1	16:A8:144:LYS:HE3	2.40	0.52
11:A16:121:GLN:HE22	18:B:1559:ALA:HB2	1.61	0.52
11:A16:643:SER:O	11:A16:659:ARG:CD	2.58	0.52
18:B:12:TRP:CE2	18:B:75:HIS:CD2	2.98	0.52
18:B:277:GLU:OE2	18:B:393:VAL:HG22	2.09	0.52
18:B8:686:LEU:HD11	18:B8:790:ASP:CB	2.40	0.52
19:48:230:ALA:HB2	19:48:260:LEU:HD11	1.92	0.52
21:H:258:MET:HG2	22:I:261:PHE:CD1	2.45	0.52
22:I24:300:LEU:HD13	23:J24:689:LEU:CD2	2.40	0.52
24:D16:22:ARG:HH21	24:D16:659:LEU:HD21	1.73	0.52
10:C32:16:LEU:HD21	10:C32:139:ARG:NH1	2.24	0.52

*Continued on next page...*

*Continued from previous page...*

Atom-1	Atom-2	Interatomic distance (Å)	Clash overlap (Å)
10:C32:1002:LEU:CD2	10:C32:1012:ARG:CZ	2.79	0.52
2:M:625:HIS:CD2	3:N:225:PRO:CA	2.93	0.51
2:M:625:HIS:HE2	3:N:225:PRO:CB	2.23	0.51
2:M:847:PHE:CE1	4:T:656:TRP:HB3	1.98	0.51
1:R16:526:ASN:CA	1:R16:529:HIS:HE1	2.21	0.51
5:P:398:LYS:HD2	5:P:426:MET:CE	2.40	0.51
7:Q:30:ALA:HB1	10:C8:815:GLN:HE22	1.74	0.51
7:Q:32:ASN:HB3	7:Q:34:PHE:CE2	2.45	0.51
5:P8:207:HIS:CD2	5:P8:393:VAL:CG1	2.93	0.51
5:P8:288:ARG:O	5:P8:299:CYS:HB3	2.08	0.51
7:Q16:221:TRP:CD1	7:Q16:221:TRP:N	2.78	0.51
8:L:346:TRP:CE3	8:L:346:TRP:C	2.88	0.51
8:L8:614:GLU:CD	8:L8:649:LYS:NZ	2.68	0.51
9:K:577:GLN:CD	9:K:625:ARG:HH11	2.18	0.51
9:K:585:GLU:HA	9:K:622:VAL:HG13	1.91	0.51
9:K:955:TYR:CD1	9:K:985:PHE:CD2	2.98	0.51
9:K8:700:MET:HE3	9:K8:764:VAL:HA	1.92	0.51
10:C16:168:ARG:HH12	10:C16:229:PRO:HA	1.70	0.51
10:C16:1283:LEU:CD1	10:C16:1357:LEU:CD1	2.88	0.51
11:A24:9:GLY:HA3	21:H8:339:GLN:HE22	1.74	0.51
11:A24:643:SER:O	11:A24:659:ARG:CD	2.58	0.51
10:C24:898:GLN:NE2	10:C24:1138:GLU:CD	2.68	0.51
10:C24:1250:ALA:CB	10:C24:1309:ARG:HH12	2.15	0.51
10:C24:1283:LEU:CD1	10:C24:1357:LEU:CD1	2.87	0.51
11:A40:468:VAL:HG11	24:D32:1100:GLN:CB	2.40	0.51
11:A40:501:PRO:CB	11:A40:524:GLU:OE1	2.58	0.51
11:A40:643:SER:O	11:A40:659:ARG:CD	2.58	0.51
13:V:776:LEU:HD13	14:W:664:ASN:OD1	2.10	0.51
13:V:844:MET:HG3	10:C8:1502:ARG:CZ	2.39	0.51
13:V:882:VAL:C	13:V:884:ASN:H	2.18	0.51
10:C:878:ARG:NH2	10:C:885:VAL:CG2	2.69	0.51
10:C:1271:PHE:CD1	10:C:1731:HIS:NE2	2.75	0.51
10:C:1280:VAL:CG2	10:C:1731:HIS:ND1	2.72	0.51
10:C8:394:SER:HB3	10:C8:458:VAL:CG2	2.37	0.51
10:C8:925:GLU:OE1	10:C8:973:LEU:HD23	2.08	0.51
10:C8:1760:GLU:OE2	16:A8:140:TRP:NE1	2.43	0.51
11:A16:440:LEU:CG	11:A16:443:LEU:HD11	2.39	0.51
11:A32:489:PHE:CZ	17:F24:56:PRO:HA	2.45	0.51
11:A32:674:GLY:HA3	24:D32:1396:PRO:CG	2.38	0.51
18:B:374:ILE:HG22	18:B:380:LEU:HD13	1.91	0.51
18:B:1210:CYS:HG	18:B:1234:MET:CE	2.01	0.51

*Continued on next page...*

*Continued from previous page...*

Atom-1	Atom-2	Interatomic distance (Å)	Clash overlap (Å)
18:B:1441:LEU:HA	18:B:1444:LEU:HD12	1.92	0.51
18:B:1620:TRP:NE1	18:B:1624:LEU:HD11	2.26	0.51
18:B:1799:VAL:C	18:B:1801:GLY:N	2.67	0.51
18:B8:497:PHE:CE1	18:B8:512:VAL:HG11	2.44	0.51
18:B8:1122:SER:C	18:B8:1124:GLY:N	2.67	0.51
19:48:4:PHE:CD2	19:48:378:TYR:HE1	2.24	0.51
24:D:409:LEU:HD21	24:D16:745:GLY:HA2	1.92	0.51
10:C32:1094:LEU:HD21	10:C32:1203:MET:HB3	1.91	0.51
10:C32:1250:ALA:CB	10:C32:1309:ARG:HH11	2.23	0.51
10:C32:1283:LEU:HD23	10:C32:1287:MET:HE2	1.92	0.51
1:R:1360:GLN:O	10:C:608:ASP:CG	2.54	0.51
2:M:417:ARG:CG	8:L:346:TRP:CZ2	2.93	0.51
2:M:847:PHE:CD1	4:T:656:TRP:CE3	2.59	0.51
2:M:847:PHE:CD1	4:T:656:TRP:HE3	2.21	0.51
3:N:158:TRP:HA	3:N:179:LEU:HD23	1.92	0.51
1:R8:1124:TRP:HZ2	4:T8:669:PRO:CG	2.14	0.51
2:M8:403:LEU:CD2	2:M8:425:ALA:HB3	2.40	0.51
5:P16:167:SER:CB	5:P16:398:LYS:HE3	2.40	0.51
6:O16:54:VAL:HG13	6:O16:85:TRP:CE2	2.45	0.51
7:Q16:32:ASN:HB3	7:Q16:34:PHE:CE2	2.45	0.51
7:Q16:295:SER:HB2	7:Q16:297:VAL:CG2	2.39	0.51
7:Q16:297:VAL:HG12	7:Q16:298:SER:O	2.11	0.51
8:L:1096:GLU:CG	9:K:998:GLN:HE21	2.23	0.51
9:K8:577:GLN:CD	9:K8:625:ARG:HH11	2.18	0.51
10:C16:26:ARG:HG2	10:C16:151:LEU:HD13	1.93	0.51
10:C16:345:MET:HE1	10:C16:401:ILE:HD11	1.12	0.51
10:C16:1074:LEU:HG	10:C16:1075:ASP:N	2.25	0.51
10:C16:1553:VAL:HG23	10:C16:1592:VAL:CG1	2.40	0.51
11:A24:489:PHE:CZ	17:F:56:PRO:HA	2.45	0.51
11:A24:785:HIS:CB	11:A24:793:ALA:HB2	2.39	0.51
10:C24:390:HIS:HD1	10:C24:452:LEU:CB	2.18	0.51
10:C24:1553:VAL:HG23	10:C24:1592:VAL:CG1	2.40	0.51
10:C24:1760:GLU:OE2	11:A40:140:TRP:NE1	2.43	0.51
10:C:234:VAL:HG21	10:C:286:ILE:HD13	1.92	0.51
10:C:1297:HIS:NE2	10:C:1372:ALA:CB	2.73	0.51
10:C8:16:LEU:HD21	10:C8:139:ARG:NH1	2.24	0.51
10:C8:26:ARG:HG2	10:C8:151:LEU:HD13	1.93	0.51
10:C8:1280:VAL:CG2	10:C8:1731:HIS:ND1	2.72	0.51
10:C8:1333:HIS:CE1	10:C8:1337:LEU:HD23	2.38	0.51
11:A16:148:LEU:HD13	18:B:1956:ILE:CD1	2.37	0.51
11:A16:151:LEU:O	18:B:1915:GLN:OE1	2.28	0.51

*Continued on next page...*

*Continued from previous page...*

Atom-1	Atom-2	Interatomic distance (Å)	Clash overlap (Å)
11:A16:288:HIS:CE1	11:A16:292:ILE:HD11	2.45	0.51
11:A16:323:LEU:CD2	17:F8:74:ILE:HD12	2.36	0.51
11:A32:676:TYR:CD2	24:D32:1395:SER:HB2	2.40	0.51
18:B:495:THR:CG2	18:B:549:TRP:NE1	2.74	0.51
18:B:1129:LYS:C	18:B:1131:THR:N	2.68	0.51
18:B:1529:GLU:OE1	24:D16:1411:ASN:CB	2.58	0.51
18:B8:1911:LEU:HB2	18:B8:1960:LEU:HD13	1.92	0.51
19:48:175:TYR:CE2	20:E8:518:GLN:HA	2.45	0.51
20:E8:332:LEU:O	20:E8:336:PHE:CD2	2.63	0.51
21:H8:255:LEU:HD13	23:J8:655:GLU:OE2	2.01	0.51
21:H16:322:LEU:HD22	22:I16:300:LEU:HG	1.89	0.51
24:D:308:ASN:ND2	24:D16:753:ARG:HG3	2.24	0.51
24:D24:1284:ILE:CD1	24:D24:1329:VAL:HG21	2.38	0.51
10:C32:37:PHE:HB3	10:C32:38:PRO:HD3	1.91	0.51
10:C32:792:PHE:HD1	10:C32:850:ARG:CZ	2.23	0.51
10:C32:1553:VAL:HG23	10:C32:1592:VAL:CG1	2.40	0.51
12:A48:288:HIS:CE1	12:A48:292:ILE:HD11	2.45	0.51
2:M:346:VAL:C	2:M:348:GLU:H	2.18	0.51
2:M:578:ARG:NH2	2:M:582:GLU:OE2	2.44	0.51
2:M:625:HIS:ND1	3:N:165:GLY:HA2	2.24	0.51
2:M:741:SER:OG	2:M:775:ARG:NH1	2.41	0.51
1:R8:526:ASN:O	1:R8:529:HIS:HE1	1.93	0.51
1:R8:982:GLU:CD	24:D40:1436:ARG:HE	2.17	0.51
2:M8:342:VAL:O	2:M8:344:GLN:N	2.43	0.51
2:M8:401:ARG:NH2	8:L8:381:GLU:OE2	2.43	0.51
3:N8:116:ILE:CG2	3:N8:177:TYR:HE1	2.19	0.51
7:Q:219:GLY:C	7:Q:221:TRP:CD1	2.88	0.51
7:Q:297:VAL:HG12	7:Q:298:SER:O	2.10	0.51
7:Q8:181:ALA:HB3	7:Q8:198:TYR:CE2	2.44	0.51
6:O16:105:ASN:HD21	6:O16:134:ARG:HH22	1.57	0.51
7:Q16:219:GLY:C	7:Q16:221:TRP:H	2.15	0.51
7:Q16:287:VAL:HG12	7:Q16:307:THR:HG22	1.92	0.51
9:K8:806:LEU:CD1	9:K8:874:VAL:HG11	2.39	0.51
9:K8:950:LYS:NZ	9:K8:977:GLU:HB3	2.25	0.51
9:K8:962:CYS:SG	9:K8:970:LEU:HD23	2.51	0.51
10:C16:931:PRO:HG2	10:C16:987:TYR:OH	2.10	0.51
10:C24:446:GLU:O	10:C24:448:LYS:HG3	2.10	0.51
11:A40:54:ASN:O	11:A40:59:GLN:NE2	2.43	0.51
12:A:322:ARG:HH11	12:A:351:PHE:HZ	1.57	0.51
10:C:37:PHE:N	10:C:38:PRO:CD	2.74	0.51
10:C:553:LEU:HD23	10:C:595:THR:HG23	1.91	0.51

*Continued on next page...*

*Continued from previous page...*

Atom-1	Atom-2	Interatomic distance (Å)	Clash overlap (Å)
10:C8:22:THR:HB	10:C8:23:PRO:HD2	1.92	0.51
10:C8:234:VAL:HG21	10:C8:286:ILE:HD13	1.93	0.51
10:C8:764:ILE:CD1	10:C8:781:VAL:CG2	2.86	0.51
11:A16:665:GLU:OE2	24:D16:1462:PHE:CZ	2.63	0.51
11:A32:501:PRO:CB	11:A32:524:GLU:OE1	2.58	0.51
11:A32:643:SER:O	11:A32:659:ARG:CD	2.58	0.51
18:B:7:VAL:HG21	18:B:99:ILE:HD11	1.92	0.51
18:B:503:SER:H	18:B:504:PRO:CD	2.23	0.51
18:B:603:PHE:CB	18:B:619:ARG:HH22	2.22	0.51
18:B:643:MET:HE2	18:B:711:CYS:HB3	1.88	0.51
18:B:1679:ARG:C	18:B:1681:GLN:N	2.68	0.51
18:B8:1110:LEU:HD22	21:H24:326:GLY:CA	2.05	0.51
18:B8:1112:LYS:CE	21:H24:327:SER:O	2.58	0.51
18:B8:1548:LEU:CD1	18:B8:1564:PHE:HE2	2.22	0.51
22:I:199:PHE:CG	23:J32:620:MET:CG	2.93	0.51
22:I16:203:GLN:OE1	22:I16:209:TRP:CZ2	2.62	0.51
22:I16:273:LEU:CD2	23:J16:658:LEU:HD21	2.41	0.51
23:J16:623:GLU:CD	23:J16:626:ARG:HH21	2.08	0.51
24:D24:1428:ASN:OD1	24:D32:968:ILE:HD11	2.09	0.51
24:D40:816:VAL:O	24:D40:824:LYS:HE3	2.09	0.51
10:C32:33:ILE:HG22	10:C32:158:LEU:HD22	1.92	0.51
10:C32:446:GLU:O	10:C32:448:LYS:HG3	2.10	0.51
1:R:1059:ILE:HG21	24:D:1448:TYR:OH	2.02	0.51
2:M:182:PHE:CD1	2:M:183:MET:HG2	2.45	0.51
2:M:640:TYR:O	2:M:644:TRP:CD1	2.63	0.51
2:M8:182:PHE:CD1	2:M8:183:MET:HG2	2.45	0.51
2:M8:627:TYR:CA	3:N8:167:LEU:HD12	2.39	0.51
3:N8:200:MET:HE3	3:N8:203:PHE:HD2	1.74	0.51
2:M16:339:GLU:OE2	4:T8:638:SER:C	2.54	0.51
2:M16:773:VAL:CG1	2:M16:829:ALA:HA	2.41	0.51
6:O:119:ARG:CG	6:O:181:GLU:O	2.58	0.51
7:Q:295:SER:HB2	7:Q:297:VAL:CG2	2.39	0.51
5:P8:10:GLY:HA2	5:P8:26:TYR:CZ	2.46	0.51
6:O8:282:GLU:CB	6:O8:284:TRP:CZ2	2.93	0.51
5:P16:207:HIS:CD2	5:P16:393:VAL:CG1	2.93	0.51
5:P16:402:LEU:HD13	5:P16:433:LEU:CD1	2.40	0.51
7:Q16:114:ASP:O	7:Q16:119:ALA:HA	2.10	0.51
10:C16:637:TYR:CZ	10:C16:642:GLU:OE2	2.61	0.51
10:C16:1553:VAL:CG2	10:C16:1592:VAL:HG12	2.41	0.51
10:C16:1760:GLU:OE2	11:A24:140:TRP:NE1	2.43	0.51
11:A24:307:GLY:CA	20:E:387:LEU:CD2	2.88	0.51

*Continued on next page...*



*Continued from previous page...*

Atom-1	Atom-2	Interatomic distance (Å)	Clash overlap (Å)
10:C24:26:ARG:HG2	10:C24:151:LEU:HD13	1.93	0.51
10:C24:267:LEU:HB2	10:C24:316:ILE:CD1	2.41	0.51
10:C24:470:HIS:CD2	10:C24:508:ILE:HD11	2.44	0.51
10:C24:1637:PHE:CE1	11:A40:136:LEU:CD1	2.89	0.51
12:A:641:ARG:C	12:A:685:ARG:NH2	2.69	0.51
10:C8:1283:LEU:HD23	10:C8:1287:MET:HE2	1.91	0.51
11:A32:10:TRP:CH2	21:H24:338:MET:HE3	2.45	0.51
11:A32:151:LEU:O	18:B8:1915:GLN:OE1	2.28	0.51
11:A32:257:GLN:CD	11:A32:263:ASP:CG	2.79	0.51
11:A32:288:HIS:CE1	11:A32:292:ILE:HD11	2.45	0.51
18:B:34:GLN:N	18:B:35:PRO:CD	2.72	0.51
18:B:1142:PHE:CE2	18:B:1348:VAL:CG1	2.93	0.51
18:B8:495:THR:CG2	18:B8:549:TRP:NE1	2.74	0.51
18:B8:968:PHE:CG	18:B8:1040:MET:HE2	2.46	0.51
18:B8:1439:LYS:CE	24:D32:1257:ASN:CG	2.82	0.51
18:B8:1911:LEU:HA	18:B8:1960:LEU:CD1	2.40	0.51
19:4:175:TYR:CE2	20:E:518:GLN:HA	2.45	0.51
20:E:480:MET:HE2	20:E:493:TRP:CD2	2.46	0.51
21:H8:258:MET:HG2	22:I8:261:PHE:CD1	2.45	0.51
21:H8:366:MET:HE3	22:I8:332:MET:CE	2.32	0.51
21:H24:151:LEU:HD12	21:H24:194:VAL:HG21	1.92	0.51
21:H16:291:VAL:CG2	22:I16:273:LEU:HD21	2.41	0.51
24:D:403:ARG:CA	24:D16:748:GLU:OE1	2.59	0.51
10:C32:234:VAL:HG21	10:C32:286:ILE:HD13	1.93	0.51
10:C32:244:ASN:HD22	10:C32:263:LEU:HD11	1.75	0.51
1:R:1449:TRP:CH2	2:M:160:LEU:HG	2.46	0.51
2:M:319:LYS:O	2:M:323:SER:OG	2.25	0.51
1:R8:1075:LYS:HE2	5:P8:713:LEU:C	2.35	0.51
2:M8:462:LEU:HD11	2:M8:484:LEU:HD22	1.92	0.51
2:M8:844:VAL:CG2	4:T8:660:LEU:HD11	2.34	0.51
2:M16:344:GLN:O	2:M16:345:ASP:C	2.45	0.51
5:P8:96:VAL:HG13	5:P8:481:ILE:CD1	2.35	0.51
5:P8:167:SER:CB	5:P8:398:LYS:HE3	2.40	0.51
5:P8:425:TRP:HD1	5:P8:465:TYR:OH	1.94	0.51
6:O8:43:SER:HA	7:Q8:45:ASP:OD2	2.10	0.51
5:P16:10:GLY:HA2	5:P16:26:TYR:CZ	2.45	0.51
9:K:700:MET:HE3	9:K:764:VAL:HA	1.92	0.51
10:C16:37:PHE:HB3	10:C16:38:PRO:HD3	1.91	0.51
10:C16:267:LEU:HB2	10:C16:316:ILE:CD1	2.41	0.51
10:C16:446:GLU:O	10:C16:448:LYS:HG3	2.10	0.51
10:C24:1164:VAL:HG13	10:C24:1167:PHE:CE2	2.46	0.51

*Continued on next page...*



*Continued from previous page...*

Atom-1	Atom-2	Interatomic distance (Å)	Clash overlap (Å)
11:A40:56:ALA:HB1	11:A40:58:SER:OG	2.11	0.51
10:C:267:LEU:HB2	10:C:316:ILE:CD1	2.41	0.51
10:C8:139:ARG:HG3	10:C8:143:LEU:HD12	1.92	0.51
10:C8:1002:LEU:CD1	10:C8:1019:ARG:NH1	2.64	0.51
10:C8:1283:LEU:CD1	10:C8:1357:LEU:HD11	2.40	0.51
10:C8:1624:LEU:HD22	10:C8:1628:SER:HB2	1.92	0.51
18:B:496:LEU:HD22	18:B:540:ILE:HD12	1.92	0.51
18:B:917:PHE:CE2	18:B:960:GLN:CD	2.85	0.51
18:B8:374:ILE:HG22	18:B8:380:LEU:HD13	1.91	0.51
18:B8:1161:LEU:HD21	18:B8:1164:GLU:OE2	2.11	0.51
20:E:49:THR:HA	20:E:121:VAL:CG1	2.40	0.51
19:48:57:ASN:C	19:48:59:GLY:H	2.19	0.51
20:E8:480:MET:HE2	20:E8:493:TRP:CD2	2.46	0.51
23:J32:718:GLN:HG3	23:J32:737:TRP:CH2	2.46	0.51
21:H24:258:MET:HG2	22:I24:261:PHE:CD1	2.45	0.51
21:H24:288:THR:OG1	23:J24:650:GLN:HG2	2.11	0.51
21:H24:338:MET:HE3	23:J24:692:VAL:CG2	2.38	0.51
22:I24:199:PHE:CG	23:J24:620:MET:CG	2.93	0.51
24:D16:1452:LYS:HE2	24:D16:1456:GLU:OE1	2.11	0.51
24:D24:275:LYS:HE3	24:D24:294:GLU:OE1	2.11	0.51
10:C32:139:ARG:HG3	10:C32:143:LEU:HD12	1.93	0.51
10:C32:705:TYR:O	10:C32:794:LYS:NZ	2.44	0.51
10:C32:1553:VAL:CG2	10:C32:1592:VAL:HG12	2.41	0.51
12:A48:288:HIS:CB	12:A48:354:ARG:NH1	2.71	0.51
1:R:1139:ARG:HG3	1:R:1157:ARG:HH12	1.74	0.51
1:R:1442:THR:HG22	3:N:13:ILE:HD11	1.91	0.51
2:M:263:PHE:HE1	2:M:626:PRO:O	1.94	0.51
2:M:627:TYR:CA	3:N:167:LEU:HD12	2.39	0.51
1:R8:1165:MET:CE	5:P8:676:GLN:NE2	2.73	0.51
1:R8:1175:TYR:CA	1:R8:1177:TRP:CZ3	2.79	0.51
1:R16:1166:ASN:ND2	5:P16:672:LEU:CD2	2.65	0.51
1:R16:1449:TRP:CH2	2:M16:160:LEU:HG	2.46	0.51
7:Q:33:ARG:HH22	7:Q:345:ASP:CB	2.23	0.51
7:Q:221:TRP:CD1	7:Q:221:TRP:N	2.78	0.51
7:Q8:32:ASN:HB3	7:Q8:34:PHE:CE2	2.45	0.51
7:Q8:287:VAL:HG12	7:Q8:307:THR:HG22	1.92	0.51
7:Q8:297:VAL:HG12	7:Q8:298:SER:O	2.10	0.51
9:K8:1085:TYR:CE1	9:K8:1093:SER:HA	2.09	0.51
10:C16:234:VAL:HG21	10:C16:286:ILE:HD13	1.92	0.51
11:A24:560:MET:HE2	11:A24:615:GLN:NE2	1.97	0.51
10:C24:37:PHE:HB3	10:C24:38:PRO:HD3	1.91	0.51

*Continued on next page...*

*Continued from previous page...*

Atom-1	Atom-2	Interatomic distance (Å)	Clash overlap (Å)
10:C24:1283:LEU:HD23	10:C24:1287:MET:HE2	1.92	0.51
11:A40:54:ASN:O	11:A40:59:GLN:CD	2.54	0.51
14:W:713:GLU:O	15:J:647:MET:HE1	2.10	0.51
10:C:35:ASN:CG	24:D:1148:LEU:HD11	2.36	0.51
10:C8:267:LEU:HB2	10:C8:316:ILE:CD1	2.41	0.51
10:C8:1424:GLN:HE21	10:C8:1478:VAL:HG13	1.72	0.51
11:A16:10:TRP:CH2	21:H:338:MET:HE3	2.45	0.51
11:A32:785:HIS:ND1	11:A32:793:ALA:HB2	2.26	0.51
18:B:968:PHE:CG	18:B:1040:MET:HE2	2.46	0.51
18:B:1548:LEU:CD1	18:B:1564:PHE:HE2	2.22	0.51
18:B8:491:VAL:HG12	18:B8:552:SER:HA	1.92	0.51
18:B8:583:ARG:HD2	18:B8:643:MET:SD	2.50	0.51
18:B8:917:PHE:CE2	18:B8:960:GLN:CD	2.85	0.51
19:4:305:TRP:CE2	19:4:312:ILE:HD12	2.46	0.51
20:E:333:ASP:O	20:E:337:THR:OG1	2.21	0.51
19:48:361:ASP:OD2	19:48:363:SER:OG	2.26	0.51
19:48:362:ALA:N	19:48:417:ASP:OD2	2.34	0.51
22:I:300:LEU:HD13	23:J32:689:LEU:CD2	2.40	0.51
21:H8:151:LEU:HD12	21:H8:194:VAL:HG21	1.92	0.51
22:I24:203:GLN:OE1	22:I24:209:TRP:HZ2	1.94	0.51
10:C32:26:ARG:HG2	10:C32:151:LEU:HD13	1.93	0.51
12:A48:257:GLN:CD	12:A48:263:ASP:OD1	2.51	0.51
12:A48:785:HIS:ND1	12:A48:793:ALA:HB2	2.26	0.51
2:M8:263:PHE:HE1	2:M8:626:PRO:O	1.94	0.51
2:M8:578:ARG:NH2	2:M8:582:GLU:OE2	2.44	0.51
2:M8:627:TYR:HB3	3:N8:167:LEU:CG	2.40	0.51
5:P:5:SER:O	5:P:7:GLU:N	2.44	0.51
5:P:10:GLY:HA2	5:P:26:TYR:CZ	2.46	0.51
5:P:207:HIS:CD2	5:P:393:VAL:CG1	2.93	0.51
6:O8:179:LYS:O	6:O8:180:GLY:C	2.49	0.51
6:O8:201:SER:OG	6:O8:232:LEU:HD21	2.09	0.51
5:P16:12:GLU:HG3	5:P16:78:GLY:N	2.26	0.51
5:P16:193:VAL:HG21	5:P16:368:LEU:HD21	1.92	0.51
5:P16:425:TRP:HD1	5:P16:465:TYR:OH	1.94	0.51
9:K:751:LEU:CD2	9:K:754:ARG:NH1	2.60	0.51
10:C16:557:VAL:HG22	10:C16:565:ARG:HE	1.74	0.51
10:C16:898:GLN:NE2	10:C16:1138:GLU:CD	2.68	0.51
10:C16:1050:HIS:CE1	10:C16:1086:LYS:HZ1	2.20	0.51
11:A24:54:ASN:CB	11:A24:59:GLN:HE22	2.21	0.51
11:A24:54:ASN:O	11:A24:59:GLN:NE2	2.43	0.51
11:A24:501:PRO:CB	11:A24:524:GLU:OE1	2.58	0.51

*Continued on next page...*

*Continued from previous page...*

Atom-1	Atom-2	Interatomic distance (Å)	Clash overlap (Å)
10:C24:248:LEU:HD11	10:C24:260:THR:OG1	2.11	0.51
10:C24:1547:LYS:HE2	24:D24:1405:GLY:N	2.24	0.51
10:C24:1553:VAL:CG2	10:C24:1592:VAL:HG12	2.41	0.51
11:A40:9:GLY:HA3	21:H16:339:GLN:HE22	1.74	0.51
11:A40:785:HIS:ND1	11:A40:793:ALA:HB2	2.26	0.51
14:W:711:ARG:HD2	10:C8:1609:ASP:CG	2.21	0.51
10:C8:1129:VAL:HG12	10:C8:1130:SER:H	1.75	0.51
11:A16:56:ALA:HB1	11:A16:58:SER:OG	2.11	0.51
11:A32:400:CYS:SG	11:A32:423:TYR:HB3	2.51	0.51
11:A32:448:GLU:OE2	17:F24:61:THR:HA	2.11	0.51
18:B:7:VAL:HG11	18:B:99:ILE:CD1	2.41	0.51
18:B:112:GLU:CD	18:B:130:MET:HE1	2.35	0.51
18:B:693:SER:C	18:B:695:LYS:H	2.19	0.51
18:B:771:MET:HE3	18:B:840:VAL:CG2	2.41	0.51
18:B:1424:LEU:CD2	18:B:1490:ILE:HD12	2.40	0.51
18:B8:112:GLU:CD	18:B8:130:MET:HE1	2.34	0.51
18:B8:907:SER:C	18:B8:909:LEU:H	2.18	0.51
18:B8:1139:LYS:CB	18:B8:1365:ARG:HH11	2.23	0.51
18:B8:1590:LEU:HD22	18:B8:1620:TRP:HE3	1.76	0.51
19:48:185:GLY:O	19:48:187:SER:N	2.41	0.51
20:E8:345:LEU:HD21	24:D40:123:ALA:HB3	1.85	0.51
20:E8:433:LYS:C	20:E8:435:ALA:N	2.60	0.51
20:E8:447:ILE:CG2	20:E8:451:ILE:HG21	2.32	0.51
21:H:151:LEU:HD12	21:H:194:VAL:HG21	1.92	0.51
21:H8:288:THR:OG1	23:J8:650:GLN:HG2	2.11	0.51
22:I8:273:LEU:CD2	23:J8:658:LEU:HD21	2.41	0.51
23:J8:718:GLN:HG3	23:J8:737:TRP:CH2	2.46	0.51
21:H24:291:VAL:CG2	22:I24:273:LEU:HD21	2.41	0.51
21:H24:322:LEU:CG	22:I24:300:LEU:HD11	2.39	0.51
24:D16:275:LYS:HE3	24:D16:294:GLU:OE1	2.11	0.51
24:D32:275:LYS:HE3	24:D32:294:GLU:OE1	2.11	0.51
10:C32:764:ILE:CD1	10:C32:781:VAL:CG2	2.86	0.51
12:A48:400:CYS:SG	12:A48:423:TYR:HB3	2.51	0.51
1:R:526:ASN:O	1:R:529:HIS:HE1	1.93	0.51
2:M8:741:SER:OG	2:M8:775:ARG:NH1	2.41	0.51
1:R16:526:ASN:O	1:R16:529:HIS:HE1	1.93	0.51
2:M16:182:PHE:CD1	2:M16:183:MET:HG2	2.45	0.51
7:Q:88:ASN:O	7:Q:89:GLY:O	2.29	0.51
7:Q8:88:ASN:O	7:Q8:89:GLY:O	2.29	0.51
9:K:788:LEU:HD22	9:K:856:ILE:CD1	2.19	0.51
9:K:798:LEU:HB2	9:K:842:ILE:HD11	1.93	0.51

*Continued on next page...*

*Continued from previous page...*

Atom-1	Atom-2	Interatomic distance (Å)	Clash overlap (Å)
9:K:962:CYS:SG	9:K:970:LEU:HD23	2.51	0.51
10:C16:1548:ILE:HD12	24:D8:1407:PHE:CZ	2.16	0.51
11:A24:54:ASN:O	11:A24:59:GLN:CD	2.54	0.51
11:A24:448:GLU:OE2	17:F:61:THR:HA	2.11	0.51
10:C24:637:TYR:CZ	10:C24:642:GLU:OE2	2.61	0.51
11:A40:400:CYS:SG	11:A40:423:TYR:HB3	2.51	0.51
11:A40:707:LEU:CD1	11:A40:767:ARG:HH22	2.17	0.51
12:A:144:LYS:HE3	10:C:1821:VAL:CG1	2.40	0.51
12:A:257:GLN:CD	12:A:263:ASP:CG	2.78	0.51
12:A:288:HIS:CB	12:A:354:ARG:NH1	2.71	0.51
12:A:362:ARG:CD	12:A:366:ARG:CZ	2.87	0.51
14:W:714:LEU:O	10:C8:1568:ARG:CZ	2.58	0.51
10:C:154:ASP:OD1	24:D:1403:LEU:HD21	2.11	0.51
11:A16:362:ARG:CD	11:A16:366:ARG:CZ	2.87	0.51
11:A32:56:ALA:HB1	11:A32:58:SER:OG	2.11	0.51
11:A32:159:LYS:NZ	18:B8:1918:ARG:CG	2.74	0.51
18:B:907:SER:C	18:B:909:LEU:H	2.18	0.51
18:B8:603:PHE:CB	18:B8:619:ARG:HH22	2.22	0.51
18:B8:693:SER:C	18:B8:695:LYS:H	2.19	0.51
18:B8:1652:PHE:CZ	18:B8:1700:LEU:HD12	2.46	0.51
18:B8:1774:TRP:CE3	18:B8:1823:ILE:HD13	2.46	0.51
20:E8:432:ILE:CD1	24:D40:72:GLU:OE1	2.48	0.51
24:D:405:GLN:NE2	24:D16:10:ARG:CZ	2.74	0.51
24:D40:274:MET:CE	24:D40:321:SER:HB2	2.40	0.51
10:C32:664:ASN:CA	10:C32:667:ILE:HG13	2.39	0.51
12:A48:643:SER:O	12:A48:659:ARG:CD	2.58	0.51
12:A48:785:HIS:CB	12:A48:793:ALA:HB2	2.39	0.51
2:M:217:ILE:CD1	3:N:8:THR:CG2	2.89	0.51
2:M:342:VAL:O	2:M:344:GLN:N	2.43	0.51
2:M8:217:ILE:CD1	3:N8:8:THR:CG2	2.89	0.51
2:M16:166:THR:C	2:M16:168:LEU:N	2.67	0.51
2:M16:540:TYR:HD1	2:M16:555:LEU:HD22	1.30	0.51
5:P16:214:LEU:HD21	5:P16:236:VAL:CG1	2.39	0.51
5:P16:607:PHE:HB3	5:P16:629:ARG:CD	2.41	0.51
9:K:751:LEU:HD21	9:K:754:ARG:HH11	1.68	0.51
9:K:1048:GLN:CD	9:K:1128:ARG:CG	2.79	0.51
9:K8:923:ILE:CG2	9:K8:929:ARG:NH2	2.72	0.51
10:C16:33:ILE:HG22	10:C16:158:LEU:HD22	1.92	0.51
10:C16:37:PHE:N	10:C16:38:PRO:CD	2.74	0.51
10:C16:244:ASN:HD22	10:C16:263:LEU:HD11	1.75	0.51
10:C16:962:PHE:HE2	10:C16:997:ILE:CD1	2.16	0.51

*Continued on next page...*

*Continued from previous page...*

Atom-1	Atom-2	Interatomic distance (Å)	Clash overlap (Å)
10:C16:1164:VAL:HG13	10:C16:1167:PHE:CE2	2.46	0.51
11:A40:288:HIS:CE1	11:A40:292:ILE:HD11	2.45	0.51
14:W:177:HIS:CD2	14:W:254:PRO:HB3	2.46	0.51
10:C8:33:ILE:HG22	10:C8:158:LEU:HD22	1.93	0.51
10:C8:278:ARG:NH1	10:C8:287:SER:CB	2.62	0.51
10:C8:861:ILE:HG22	10:C8:861:ILE:O	2.10	0.51
11:A16:501:PRO:CB	11:A16:524:GLU:OE1	2.58	0.51
18:B8:1745:HIS:C	18:B8:1747:SER:H	2.19	0.51
18:B8:1960:LEU:HD23	18:B8:1961:TYR:CZ	2.45	0.51
19:4:4:PHE:CD2	19:4:378:TYR:HE1	2.24	0.51
20:E:332:LEU:O	20:E:336:PHE:HD2	1.93	0.51
20:E8:32:PHE:O	20:E8:36:PHE:HD2	1.92	0.51
22:I8:300:LEU:HD13	23:J8:689:LEU:CD2	2.40	0.51
21:H24:284:LEU:HD21	23:J24:650:GLN:HB3	1.92	0.51
23:J24:718:GLN:HG3	23:J24:737:TRP:CH2	2.46	0.51
24:D8:275:LYS:CE	24:D8:294:GLU:CD	2.84	0.51
10:C32:663:ILE:CG2	10:C32:667:ILE:CG2	2.88	0.51
10:C32:861:ILE:HG22	10:C32:861:ILE:O	2.11	0.51
10:C32:1290:HIS:CB	10:C32:1334:MET:CE	2.72	0.51
12:A48:403:MET:HA	12:A48:406:MET:HE3	1.93	0.51
12:A48:501:PRO:CB	12:A48:524:GLU:OE1	2.58	0.51
1:R:1328:LYS:CE	10:C:1177:ARG:NE	2.68	0.51
1:R:1473:HIS:HD2	6:O:160:LEU:HD22	1.71	0.51
2:M:519:TYR:O	2:M:523:GLY:HA3	2.11	0.51
2:M:738:ILE:CD1	2:M:779:SER:CB	2.89	0.51
1:R8:1182:PRO:C	1:R8:1184:GLU:N	2.68	0.51
1:R8:1449:TRP:CH2	2:M8:160:LEU:HG	2.46	0.51
2:M16:231:ARG:CG	2:M16:299:GLY:O	2.52	0.51
2:M16:278:VAL:HG13	2:M16:326:GLN:HG3	1.91	0.51
5:P:569:VAL:O	5:P:643:PHE:HE2	1.94	0.51
5:P8:154:ASP:OD1	5:P8:155:PRO:HD2	2.11	0.51
5:P16:101:LEU:HD23	5:P16:133:TYR:CE1	2.30	0.51
9:K:959:TRP:CD2	9:K:992:GLN:HG3	2.46	0.51
9:K8:879:CYS:HB3	9:K8:900:TYR:CD2	2.45	0.51
9:K16:638:TRP:CZ3	9:K16:648:ALA:HB1	2.46	0.51
10:C24:37:PHE:N	10:C24:38:PRO:CD	2.73	0.51
10:C24:861:ILE:HG22	10:C24:861:ILE:O	2.10	0.51
12:A:501:PRO:CB	12:A:524:GLU:OE1	2.58	0.51
13:V:739:ARG:O	13:V:743:THR:OG1	2.29	0.51
10:C:1033:GLY:CA	10:C:1218:ARG:NH2	2.74	0.51
10:C8:244:ASN:HD22	10:C8:263:LEU:HD11	1.75	0.51

*Continued on next page...*

*Continued from previous page...*

Atom-1	Atom-2	Interatomic distance (Å)	Clash overlap (Å)
10:C8:1164:VAL:HG13	10:C8:1167:PHE:CE2	2.46	0.51
10:C8:1297:HIS:NE2	10:C8:1372:ALA:CB	2.73	0.51
10:C8:1637:PHE:CE1	16:A8:136:LEU:CD1	2.90	0.51
11:A16:448:GLU:OE2	17:F8:61:THR:HA	2.11	0.51
11:A16:785:HIS:CB	11:A16:793:ALA:HB2	2.39	0.51
11:A32:362:ARG:CD	11:A32:366:ARG:CZ	2.87	0.51
11:A32:706:SER:OG	24:D32:1398:ARG:HB3	2.11	0.51
18:B:1739:LEU:HD22	18:B:1777:LEU:CD2	2.40	0.51
18:B8:1620:TRP:NE1	18:B8:1624:LEU:HD11	2.26	0.51
18:B8:1739:LEU:HD22	18:B8:1777:LEU:CD2	2.40	0.51
20:E:358:GLY:C	20:E:454:MET:SD	2.94	0.51
20:E8:39:SER:O	20:E8:39:SER:OG	2.27	0.51
21:H8:321:SER:HB3	21:H8:323:TYR:HE1	1.72	0.51
21:H8:322:LEU:CG	22:I8:300:LEU:HD11	2.39	0.51
24:D:274:MET:CE	24:D:321:SER:HB2	2.40	0.51
24:D40:865:VAL:CG2	24:D40:932:ARG:HH12	2.24	0.51
24:D40:1452:LYS:HE2	24:D40:1456:GLU:OE1	2.11	0.51
10:C32:22:THR:HB	10:C32:23:PRO:HD2	1.92	0.51
10:C32:1821:VAL:CG1	12:A48:144:LYS:HE3	2.40	0.51
12:A48:257:GLN:CD	12:A48:263:ASP:CG	2.78	0.51
1:R:979:GLN:HB2	24:D:1438:ALA:HB3	1.90	0.50
1:R:1334:GLU:HG2	10:C:1170:VAL:H	1.76	0.50
1:R8:982:GLU:HG3	24:D40:1436:ARG:NE	2.26	0.50
2:M8:166:THR:C	2:M8:168:LEU:H	2.19	0.50
2:M8:310:HIS:HA	2:M8:313:MET:CE	2.41	0.50
2:M16:263:PHE:HE1	2:M16:626:PRO:O	1.94	0.50
2:M16:339:GLU:O	2:M16:341:ASP:N	2.44	0.50
2:M16:420:CYS:CB	8:L16:391:TRP:CH2	2.93	0.50
2:M16:462:LEU:HD11	2:M16:484:LEU:HD22	1.92	0.50
5:P:154:ASP:OD1	5:P:155:PRO:HD2	2.11	0.50
5:P:214:LEU:HD21	5:P:236:VAL:CG1	2.39	0.50
5:P:241:LEU:O	5:P:369:TYR:OH	2.18	0.50
7:Q8:52:GLN:OE1	7:Q8:68:ILE:HG21	2.11	0.50
9:K:1007:GLU:OE1	9:K:1031:LEU:HD21	2.11	0.50
9:K:1122:ALA:HB1	9:K:1127:PHE:HZ	1.77	0.50
9:K8:1133:ILE:CG2	9:K8:1166:LEU:HD23	2.39	0.50
10:C16:248:LEU:HD11	10:C16:260:THR:OG1	2.11	0.50
10:C16:265:PHE:HE1	10:C16:389:LEU:HD12	1.76	0.50
10:C16:1129:VAL:HG12	10:C16:1130:SER:H	1.75	0.50
11:A24:56:ALA:HB1	11:A24:58:SER:OG	2.11	0.50
11:A24:257:GLN:CD	11:A24:263:ASP:CG	2.79	0.50

*Continued on next page...*



*Continued from previous page...*

Atom-1	Atom-2	Interatomic distance (Å)	Clash overlap (Å)
11:A24:381:TRP:CD1	11:A24:386:GLY:HA2	2.46	0.50
10:C24:699:HIS:O	10:C24:703:SER:OG	2.23	0.50
10:C24:792:PHE:HD1	10:C24:850:ARG:CZ	2.23	0.50
11:A40:448:GLU:OE2	17:F16:61:THR:HA	2.11	0.50
12:A:136:LEU:CD1	10:C:1637:PHE:CE1	2.90	0.50
12:A:381:TRP:CD1	12:A:386:GLY:HA2	2.46	0.50
12:A:440:LEU:CG	12:A:443:LEU:HD11	2.39	0.50
12:A:785:HIS:ND1	12:A:793:ALA:HB2	2.26	0.50
10:C:139:ARG:HG3	10:C:143:LEU:HD12	1.93	0.50
10:C:244:ASN:HD22	10:C:263:LEU:HD11	1.75	0.50
10:C:452:LEU:HD12	10:C:453:LEU:CA	2.41	0.50
10:C:1154:TRP:CZ2	10:C:1158:HIS:CE1	2.99	0.50
10:C8:556:VAL:O	10:C8:565:ARG:NH2	2.44	0.50
10:C8:663:ILE:CG2	10:C8:667:ILE:CG2	2.90	0.50
10:C8:736:ILE:HD11	10:C8:794:LYS:HZ2	1.76	0.50
11:A16:159:LYS:NZ	18:B:1918:ARG:CG	2.74	0.50
11:A16:785:HIS:ND1	11:A16:793:ALA:HB2	2.26	0.50
18:B:1652:PHE:CZ	18:B:1700:LEU:HD12	2.46	0.50
18:B8:1424:LEU:CD2	18:B8:1490:ILE:HD12	2.40	0.50
18:B8:1685:THR:HG22	18:B8:1689:TYR:CD1	2.46	0.50
20:E8:358:GLY:C	20:E8:454:MET:SD	2.94	0.50
24:D:400:VAL:CG2	24:D16:751:MET:HB2	2.41	0.50
10:C32:267:LEU:HB2	10:C32:316:ILE:CD1	2.41	0.50
10:C32:1132:SER:OG	10:C32:1134:TYR:O	2.29	0.50
10:C32:1352:GLN:NE2	10:C32:1357:LEU:CD1	2.74	0.50
1:R:1078:SER:C	5:P:713:LEU:HD21	2.36	0.50
2:M8:773:VAL:CG1	2:M8:829:ALA:HA	2.41	0.50
1:R16:1194:ARG:O	1:R16:1195:ARG:C	2.52	0.50
2:M16:217:ILE:CD1	3:N16:8:THR:CG2	2.89	0.50
2:M16:844:VAL:CG2	4:T16:660:LEU:HD11	2.34	0.50
5:P:12:GLU:HG3	5:P:78:GLY:N	2.26	0.50
5:P:16:PHE:HD1	6:O:311:LEU:HD12	1.76	0.50
5:P:425:TRP:HD1	5:P:465:TYR:OH	1.94	0.50
7:Q:78:SER:OG	7:Q:103:THR:HB	2.12	0.50
7:Q:331:CYS:HB3	7:Q:352:TRP:CE2	2.46	0.50
5:P8:12:GLU:HG3	5:P8:78:GLY:N	2.26	0.50
6:O8:105:ASN:ND2	6:O8:134:ARG:NH2	2.59	0.50
8:L8:175:ARG:NH1	12:A48:134:LYS:CD	2.71	0.50
9:K:1064:PRO:C	9:K:1066:ASP:N	2.68	0.50
10:C16:1126:ASP:CG	24:D8:1069:GLY:CA	2.81	0.50
10:C16:1211:VAL:HG11	10:C16:1232:ILE:HG21	1.94	0.50

*Continued on next page...*



*Continued from previous page...*

Atom-1	Atom-2	Interatomic distance (Å)	Clash overlap (Å)
10:C16:1601:TYR:C	10:C24:1665:THR:HG21	2.36	0.50
11:A24:403:MET:HA	11:A24:406:MET:HE3	1.93	0.50
11:A24:645:GLU:HG2	24:D16:867:ASP:OD2	2.08	0.50
10:C24:265:PHE:HE1	10:C24:389:LEU:HD12	1.76	0.50
10:C24:931:PRO:HG2	10:C24:987:TYR:OH	2.10	0.50
10:C24:962:PHE:HE2	10:C24:997:ILE:CD1	2.16	0.50
10:C24:1061:ASN:O	10:C24:1063:PRO:HD3	2.10	0.50
10:C24:1553:VAL:HG23	10:C24:1592:VAL:HG12	1.91	0.50
11:A40:257:GLN:CD	11:A40:263:ASP:CG	2.78	0.50
12:A:400:CYS:SG	12:A:423:TYR:HB3	2.51	0.50
12:A:649:LEU:HD21	12:A:662:PHE:CE1	2.46	0.50
13:V:825:GLN:CA	14:W:707:LYS:HZ1	2.23	0.50
10:C:557:VAL:CG2	10:C:565:ARG:NH2	2.46	0.50
10:C:667:ILE:HD12	10:C:697:HIS:ND1	2.24	0.50
10:C:1129:VAL:HG12	10:C:1130:SER:H	1.75	0.50
10:C8:1061:ASN:O	10:C8:1063:PRO:HD3	2.10	0.50
11:A16:257:GLN:CD	11:A16:263:ASP:OD1	2.51	0.50
11:A32:150:SER:HB3	18:B8:1842:VAL:HG12	1.94	0.50
11:A32:785:HIS:CB	11:A32:793:ALA:HB2	2.39	0.50
18:B:789:LEU:CD2	18:B:793:LEU:CD1	2.85	0.50
18:B:1745:HIS:C	18:B:1747:SER:H	2.19	0.50
18:B8:7:VAL:HG21	18:B8:99:ILE:HD11	1.91	0.50
18:B8:330:ALA:HA	18:B8:397:PHE:HE2	1.75	0.50
18:B8:671:MET:HE1	18:B8:733:VAL:HA	1.92	0.50
19:48:306:ASP:OD1	19:48:307:PRO:N	2.44	0.50
21:H:284:LEU:HD21	23:J32:650:GLN:HB3	1.92	0.50
21:H:291:VAL:CG2	22:I:273:LEU:HD21	2.41	0.50
23:J8:623:GLU:CD	23:J8:626:ARG:HH21	2.08	0.50
23:J8:718:GLN:CG	23:J8:737:TRP:CH2	2.95	0.50
23:J16:718:GLN:CG	23:J16:737:TRP:CH2	2.95	0.50
24:D:275:LYS:HE3	24:D:294:GLU:OE1	2.11	0.50
24:D40:843:GLN:NE2	24:D40:971:HIS:CE1	2.72	0.50
10:C32:248:LEU:HD11	10:C32:260:THR:OG1	2.11	0.50
2:M:278:VAL:HG13	2:M:326:GLN:HG3	1.91	0.50
2:M:570:ASP:HA	2:M:602:GLN:NE2	2.27	0.50
3:N:29:ALA:HB2	3:N:62:VAL:HG13	1.94	0.50
1:R8:982:GLU:OE2	24:D40:1436:ARG:O	2.30	0.50
1:R8:1165:MET:CE	5:P8:676:GLN:HE21	2.24	0.50
1:R8:1381:GLU:C	1:R8:1382:LYS:HG3	2.36	0.50
1:R16:1431:ARG:O	2:M16:177:VAL:HG13	2.11	0.50
2:M16:310:HIS:HA	2:M16:313:MET:CE	2.41	0.50

*Continued on next page...*

*Continued from previous page...*

Atom-1	Atom-2	Interatomic distance (Å)	Clash overlap (Å)
2:M16:570:ASP:HA	2:M16:602:GLN:NE2	2.27	0.50
2:M16:625:HIS:HE2	3:N16:225:PRO:CB	2.23	0.50
2:M16:810:LEU:CD2	2:M16:819:GLN:HG2	2.41	0.50
5:P:233:TYR:CE1	5:P:237:MET:HE1	2.46	0.50
5:P:375:LYS:HD3	14:W:80:ARG:HH12	1.76	0.50
7:Q:235:ILE:HD13	7:Q:243:CYS:HB3	1.93	0.50
5:P8:105:ARG:HD3	5:P8:130:VAL:CG2	2.42	0.50
6:O8:119:ARG:CZ	6:O8:182:GLU:HA	2.38	0.50
9:K:749:VAL:HG13	9:K:752:MET:HE3	1.91	0.50
9:K:1142:ARG:HH21	9:K:1204:THR:C	2.19	0.50
9:K8:986:SER:OG	9:K8:1012:GLU:HG2	2.12	0.50
10:C16:1624:LEU:HD23	10:C16:1628:SER:CB	2.37	0.50
10:C16:1726:PRO:O	21:H:275:LYS:CB	2.60	0.50
11:A24:390:ALA:HB1	24:D16:1099:ARG:CG	2.41	0.50
11:A24:400:CYS:SG	11:A24:423:TYR:HB3	2.51	0.50
10:C24:234:VAL:HG21	10:C24:286:ILE:HD13	1.93	0.50
10:C24:386:ASN:O	10:C24:390:HIS:HD2	1.89	0.50
13:V:808:LYS:CE	15:J:616:ALA:CB	2.89	0.50
14:W:680:ARG:HH22	15:J:604:GLU:HG3	1.76	0.50
10:C:1132:SER:OG	10:C:1134:TYR:O	2.29	0.50
10:C:1682:VAL:HG22	10:C:1758:LEU:HD23	1.89	0.50
10:C8:553:LEU:HD23	10:C8:595:THR:HG23	1.92	0.50
10:C8:643:LEU:HB3	10:C8:679:ARG:NH1	2.27	0.50
10:C8:1271:PHE:CZ	10:C8:1284:ASP:HB3	2.37	0.50
11:A16:150:SER:HB3	18:B:1842:VAL:HG12	1.93	0.50
18:B:119:VAL:HG12	18:B:119:VAL:O	2.11	0.50
18:B:282:GLU:HG3	18:B:444:VAL:HG22	1.93	0.50
18:B:491:VAL:HG12	18:B:552:SER:HA	1.92	0.50
18:B:638:ALA:HA	18:B:699:MET:CE	2.41	0.50
18:B:684:ILE:HD11	24:D16:1065:ALA:HB1	1.91	0.50
18:B:1911:LEU:HB2	18:B:1960:LEU:HD13	1.92	0.50
18:B8:1161:LEU:HD21	18:B8:1403:ILE:CD1	2.37	0.50
19:4:57:ASN:C	19:4:59:GLY:H	2.19	0.50
19:4:59:GLY:C	19:4:61:GLU:H	2.18	0.50
20:E8:332:LEU:O	20:E8:336:PHE:HD2	1.92	0.50
21:H:288:THR:OG1	23:J32:650:GLN:HG2	2.11	0.50
22:I:273:LEU:CD2	23:J32:658:LEU:HD21	2.41	0.50
21:H8:193:LEU:HD21	21:H8:195:GLN:NE2	2.15	0.50
21:H8:291:VAL:CG2	22:I8:273:LEU:HD21	2.41	0.50
22:I8:199:PHE:CG	23:J8:620:MET:HG3	2.44	0.50
21:H16:322:LEU:HD22	22:I16:300:LEU:HD11	1.94	0.50

*Continued on next page...*

*Continued from previous page...*

Atom-1	Atom-2	Interatomic distance (Å)	Clash overlap (Å)
22:I16:368:VAL:HG22	23:J16:591:LYS:CE	2.42	0.50
10:C32:1033:GLY:CA	10:C32:1218:ARG:NH2	2.74	0.50
10:C32:1129:VAL:HG12	10:C32:1130:SER:H	1.75	0.50
12:A48:273:ARG:NE	12:A48:479:LEU:HD23	2.19	0.50
2:M:773:VAL:CG1	2:M:829:ALA:HA	2.41	0.50
2:M:810:LEU:CD2	2:M:819:GLN:HG2	2.41	0.50
2:M8:810:LEU:CD2	2:M8:819:GLN:HG2	2.41	0.50
2:M16:544:LEU:HD23	2:M16:581:LEU:HD22	1.94	0.50
4:T:669:PRO:HG2	5:P:702:LEU:CD1	2.41	0.50
5:P:56:ASN:OD1	5:P:57:PRO:HD2	2.11	0.50
5:P:217:PHE:CE1	5:P:221:LEU:HD11	2.46	0.50
5:P:377:LEU:CD1	14:W:23:PRO:HB3	2.39	0.50
6:O:103:MET:CE	6:O:124:MET:HE1	2.39	0.50
7:Q:30:ALA:HB1	10:C8:815:GLN:NE2	2.27	0.50
7:Q8:114:ASP:O	7:Q8:119:ALA:HA	2.10	0.50
7:Q8:327:LEU:HD11	7:Q8:358:PHE:HE1	1.69	0.50
6:O16:232:LEU:CD2	6:O16:247:VAL:HG22	2.41	0.50
7:Q16:279:LEU:HG	7:Q16:313:ILE:HG21	1.94	0.50
8:L16:945:ASN:O	9:K16:1282:SER:OG	2.30	0.50
9:K8:1007:GLU:OE1	9:K8:1031:LEU:HD21	2.11	0.50
9:K8:1064:PRO:C	9:K8:1066:ASP:N	2.69	0.50
10:C24:1023:LEU:CA	10:C24:1210:ILE:HD11	2.42	0.50
10:C24:1624:LEU:HD23	10:C24:1628:SER:CB	2.37	0.50
10:C24:1733:ARG:NE	21:H24:275:LYS:CE	2.67	0.50
13:V:817:GLN:C	13:V:819:ALA:H	2.18	0.50
14:W:763:TYR:O	14:W:764:SER:C	2.49	0.50
15:J:576:LEU:HD23	15:J:576:LEU:O	2.12	0.50
10:C:33:ILE:HG22	10:C:158:LEU:HD22	1.93	0.50
10:C:979:MET:HE1	10:C:1028:ILE:HB	1.94	0.50
10:C:1211:VAL:HG11	10:C:1232:ILE:HG21	1.94	0.50
10:C:1352:GLN:NE2	10:C:1357:LEU:CD1	2.74	0.50
10:C8:821:ILE:HD11	10:C8:861:ILE:CD1	2.42	0.50
10:C8:1211:VAL:HG11	10:C8:1232:ILE:HG21	1.93	0.50
10:C8:1616:ILE:C	10:C8:1618:SER:N	2.69	0.50
11:A16:90:PHE:CD2	18:B:1788:ILE:CD1	2.93	0.50
11:A16:257:GLN:CD	11:A16:263:ASP:CG	2.79	0.50
11:A16:400:CYS:SG	11:A16:423:TYR:HB3	2.51	0.50
17:F8:72:SER:C	17:F8:74:ILE:N	2.69	0.50
18:B8:1679:ARG:C	18:B8:1681:GLN:N	2.68	0.50
23:J24:718:GLN:CG	23:J24:737:TRP:CH2	2.95	0.50
22:I16:300:LEU:HD13	23:J16:689:LEU:CD2	2.40	0.50

*Continued on next page...*

*Continued from previous page...*

Atom-1	Atom-2	Interatomic distance (Å)	Clash overlap (Å)
23:J16:718:GLN:HG3	23:J16:737:TRP:CH2	2.46	0.50
24:D40:275:LYS:HE3	24:D40:294:GLU:OE1	2.11	0.50
24:D40:275:LYS:CE	24:D40:294:GLU:CD	2.84	0.50
10:C32:821:ILE:HD11	10:C32:861:ILE:CD1	2.42	0.50
1:R:1431:ARG:O	2:M:177:VAL:HG13	2.11	0.50
2:M:310:HIS:HA	2:M:313:MET:CE	2.41	0.50
2:M8:335:ALA:O	2:M8:336:SER:C	2.51	0.50
2:M8:519:TYR:O	2:M8:523:GLY:HA3	2.11	0.50
3:N8:158:TRP:HA	3:N8:179:LEU:HD23	1.92	0.50
2:M16:403:LEU:CD2	2:M16:425:ALA:HB3	2.40	0.50
2:M16:578:ARG:NH2	2:M16:582:GLU:OE2	2.44	0.50
3:N16:177:TYR:HB2	3:N16:193:LEU:HB3	1.93	0.50
8:L8:598:LEU:HD21	8:L8:627:ARG:HH22	1.73	0.50
8:L8:976:LEU:CD2	9:K8:1004:ARG:HD2	2.21	0.50
9:K:648:ALA:O	9:K:652:ILE:HG13	2.12	0.50
9:K8:792:LEU:CD1	9:K8:849:LEU:HD22	2.41	0.50
10:C16:139:ARG:HG3	10:C16:143:LEU:HD12	1.92	0.50
10:C16:1033:GLY:CA	10:C16:1218:ARG:NH2	2.74	0.50
11:A24:47:LEU:HD12	23:J8:700:LEU:HD11	1.93	0.50
11:A24:326:TYR:CD1	17:F:77:TYR:HB3	2.13	0.50
11:A24:587:VAL:HG21	11:A24:636:PHE:CE1	2.41	0.50
10:C24:370:ARG:NH2	10:C24:446:GLU:OE2	2.44	0.50
10:C24:821:ILE:HD11	10:C24:861:ILE:CD1	2.42	0.50
10:C24:1477:GLN:HG2	24:D24:1407:PHE:CD1	2.47	0.50
10:C24:1616:ILE:C	10:C24:1618:SER:N	2.70	0.50
10:C:26:ARG:HG2	10:C:151:LEU:HD13	1.93	0.50
10:C:248:LEU:HD11	10:C:260:THR:OG1	2.11	0.50
10:C:286:ILE:HG21	10:C:292:PHE:CE1	2.45	0.50
10:C:557:VAL:HA	10:C:565:ARG:HE	1.75	0.50
10:C8:370:ARG:NH2	10:C8:446:GLU:OE2	2.44	0.50
10:C8:1553:VAL:CG2	10:C8:1592:VAL:HG12	2.41	0.50
11:A16:35:ARG:HG2	22:I:286:LEU:HD11	1.94	0.50
11:A32:714:GLY:C	24:D32:1398:ARG:NH2	2.68	0.50
17:F24:72:SER:C	17:F24:74:ILE:N	2.69	0.50
18:B:330:ALA:HA	18:B:397:PHE:HE2	1.75	0.50
18:B:609:TYR:CD2	18:B:610:VAL:HG23	2.45	0.50
18:B:1161:LEU:HD21	18:B:1164:GLU:OE2	2.11	0.50
18:B8:282:GLU:HG3	18:B8:444:VAL:HG22	1.93	0.50
18:B8:1575:GLN:NE2	24:D32:1403:LEU:CG	2.74	0.50
19:48:185:GLY:C	19:48:187:SER:H	2.19	0.50
20:E8:49:THR:HA	20:E8:121:VAL:CG1	2.40	0.50

*Continued on next page...*

*Continued from previous page...*

Atom-1	Atom-2	Interatomic distance (Å)	Clash overlap (Å)
23:J32:718:GLN:CG	23:J32:737:TRP:CH2	2.94	0.50
22:I24:273:LEU:CD2	23:J24:658:LEU:HD21	2.41	0.50
21:H16:322:LEU:CG	22:I16:300:LEU:HD11	2.39	0.50
24:D32:436:LEU:HD11	24:D32:472:ILE:HD12	1.94	0.50
10:C32:265:PHE:HE1	10:C32:389:LEU:HD12	1.76	0.50
10:C32:966:CYS:HA	10:C32:1025:LEU:HD13	1.93	0.50
10:C32:1624:LEU:CD2	10:C32:1632:LEU:HD11	2.41	0.50
10:C32:1637:PHE:CE1	12:A48:136:LEU:CD1	2.90	0.50
12:A48:310:GLY:HA3	12:A48:313:GLN:OE1	2.12	0.50
12:A48:362:ARG:CD	12:A48:366:ARG:CZ	2.87	0.50
2:M:816:ARG:NH2	2:M:849:LEU:HB3	2.25	0.50
1:R8:1124:TRP:HZ2	4:T8:669:PRO:CD	2.24	0.50
1:R8:1431:ARG:O	2:M8:177:VAL:HG13	2.11	0.50
1:R8:1442:THR:HG22	3:N8:13:ILE:HD11	1.91	0.50
2:M8:420:CYS:HB3	8:L8:391:TRP:CZ3	2.46	0.50
1:R16:1285:PHE:CD2	1:R16:1350:LEU:HD22	2.46	0.50
2:M16:519:TYR:O	2:M16:523:GLY:HA3	2.11	0.50
2:M16:625:HIS:CD2	3:N16:225:PRO:CA	2.93	0.50
5:P:144:THR:C	5:P:146:SER:N	2.70	0.50
6:O:54:VAL:HG13	6:O:85:TRP:CE2	2.45	0.50
6:O:288:TRP:HZ3	6:O:315:TRP:HH2	1.59	0.50
7:Q:327:LEU:HD11	7:Q:358:PHE:HE1	1.69	0.50
9:K:975:MET:CE	9:K:989:VAL:HG11	2.41	0.50
9:K:986:SER:OG	9:K:1012:GLU:HG2	2.12	0.50
9:K:1282:SER:C	9:K:1284:MET:H	2.20	0.50
10:C16:370:ARG:NH2	10:C16:446:GLU:OE2	2.44	0.50
10:C16:792:PHE:HD1	10:C16:850:ARG:CZ	2.23	0.50
10:C16:1708:ARG:HH21	10:C16:1733:ARG:NH2	2.10	0.50
10:C16:1757:GLN:HG2	11:A24:140:TRP:CD2	2.47	0.50
11:A24:1:MET:C	11:A24:3:ASN:H	2.20	0.50
11:A24:20:LEU:HD11	21:H8:346:THR:HG23	1.91	0.50
11:A24:803:PRO:CA	24:D8:1401:LEU:CD1	2.87	0.50
10:C24:8:VAL:HG23	10:C24:133:THR:HG1	1.74	0.50
10:C24:1695:LEU:HD21	23:J24:722:LEU:HD21	1.94	0.50
11:A40:798:PHE:HZ	11:A40:847:ARG:NH1	2.02	0.50
12:A:634:ILE:HG21	12:A:678:LYS:NZ	2.26	0.50
10:C:8:VAL:HG23	10:C:133:THR:HG1	1.73	0.50
10:C:300:VAL:CG1	10:C:317:ARG:CG	2.88	0.50
10:C8:1033:GLY:CA	10:C8:1218:ARG:NH2	2.74	0.50
10:C8:1283:LEU:CD1	10:C8:1357:LEU:CD1	2.88	0.50
10:C8:1708:ARG:HH21	10:C8:1733:ARG:NH2	2.10	0.50

*Continued on next page...*

*Continued from previous page...*

Atom-1	Atom-2	Interatomic distance (Å)	Clash overlap (Å)
11:A16:403:MET:HA	11:A16:406:MET:HE3	1.93	0.50
11:A32:318:PHE:CE1	11:A32:322:ARG:HD2	2.47	0.50
18:B:1575:GLN:CG	24:D16:1403:LEU:HD23	2.42	0.50
18:B:1590:LEU:HD22	18:B:1620:TRP:HE3	1.76	0.50
18:B:1610:LEU:HA	18:B:1613:THR:OG1	2.12	0.50
18:B:1731:PHE:HZ	18:B:1749:LEU:HD13	1.76	0.50
18:B:1774:TRP:CE3	18:B:1823:ILE:HD13	2.46	0.50
18:B:1856:PHE:CG	18:B:1857:PRO:HD2	2.47	0.50
18:B8:609:TYR:CD2	18:B8:610:VAL:HG23	2.45	0.50
18:B8:1610:LEU:HA	18:B8:1613:THR:OG1	2.12	0.50
18:B8:1856:PHE:CG	18:B8:1857:PRO:HD2	2.47	0.50
19:4:51:PRO:O	19:4:52:SER:C	2.46	0.50
19:48:163:ALA:HB2	19:48:218:LEU:HD11	1.92	0.50
20:E8:432:ILE:HD12	24:D40:72:GLU:HG2	1.84	0.50
22:I:289:LEU:CD2	22:I:296:ARG:HH12	2.17	0.50
21:H8:322:LEU:HD22	22:I8:300:LEU:HD11	1.94	0.50
21:H16:151:LEU:HD12	21:H16:194:VAL:HG21	1.92	0.50
24:D:275:LYS:CE	24:D:294:GLU:CD	2.84	0.50
10:C32:390:HIS:CE1	10:C32:452:LEU:HB3	2.44	0.50
10:C32:1164:VAL:HG13	10:C32:1167:PHE:CE2	2.46	0.50
10:C32:1757:GLN:HG2	12:A48:140:TRP:CD2	2.47	0.50
1:R:1285:PHE:CD2	1:R:1350:LEU:HD22	2.46	0.50
2:M:503:TYR:CD1	2:M:507:LEU:HD12	2.47	0.50
2:M:570:ASP:HA	2:M:602:GLN:HE22	1.76	0.50
2:M:672:TYR:CB	2:M:680:LYS:HZ2	2.24	0.50
2:M8:818:THR:O	2:M8:821:THR:OG1	2.27	0.50
3:N8:177:TYR:HB2	3:N8:193:LEU:HB3	1.93	0.50
2:M16:166:THR:C	2:M16:168:LEU:H	2.19	0.50
2:M16:346:VAL:C	2:M16:348:GLU:H	2.18	0.50
2:M16:738:ILE:CD1	2:M16:779:SER:CB	2.89	0.50
3:N16:158:TRP:HA	3:N16:179:LEU:HD23	1.92	0.50
5:P:96:VAL:HG13	5:P:481:ILE:CD1	2.35	0.50
5:P:401:ARG:HD3	5:P:414:VAL:CB	2.41	0.50
6:O:105:ASN:ND2	6:O:134:ARG:NH2	2.59	0.50
6:O:119:ARG:CZ	6:O:182:GLU:HA	2.38	0.50
5:P8:56:ASN:OD1	5:P8:57:PRO:HD2	2.11	0.50
7:Q8:331:CYS:HB3	7:Q8:352:TRP:CE2	2.46	0.50
7:Q16:235:ILE:HD13	7:Q16:243:CYS:HB3	1.93	0.50
8:L:1092:LEU:HD13	9:K:999:PHE:HD2	1.77	0.50
9:K8:648:ALA:O	9:K8:652:ILE:HG13	2.12	0.50
10:C16:557:VAL:HA	10:C16:565:ARG:HE	1.75	0.50

*Continued on next page...*



*Continued from previous page...*

Atom-1	Atom-2	Interatomic distance (Å)	Clash overlap (Å)
10:C16:1061:ASN:O	10:C16:1063:PRO:HD3	2.10	0.50
10:C16:1624:LEU:HD22	10:C16:1628:SER:HB2	1.92	0.50
11:A24:785:HIS:ND1	11:A24:793:ALA:HB2	2.26	0.50
10:C24:1033:GLY:CA	10:C24:1218:ARG:NH2	2.74	0.50
10:C24:1624:LEU:HD22	10:C24:1628:SER:HB2	1.92	0.50
10:C24:1693:LYS:CE	10:C24:1749:ASP:OD1	2.60	0.50
11:A40:471:ASN:ND2	24:D32:1149:VAL:CB	2.73	0.50
12:A:140:TRP:CD2	10:C:1757:GLN:HG2	2.47	0.50
12:A:318:PHE:CE1	12:A:322:ARG:HD2	2.47	0.50
13:V:808:LYS:NZ	15:J:616:ALA:CB	2.74	0.50
10:C:265:PHE:HE1	10:C:389:LEU:HD12	1.76	0.50
10:C:821:ILE:HD11	10:C:861:ILE:CD1	2.42	0.50
10:C:861:ILE:HG22	10:C:861:ILE:O	2.11	0.50
10:C:1164:VAL:HG13	10:C:1167:PHE:CE2	2.46	0.50
10:C8:37:PHE:N	10:C8:38:PRO:CD	2.74	0.50
10:C8:453:LEU:HB3	10:C8:486:LEU:HD21	1.90	0.50
10:C8:520:TYR:OH	10:C8:542:ASP:OD2	2.23	0.50
10:C8:561:ASN:OD1	10:C8:562:PRO:CD	2.50	0.50
10:C8:1132:SER:OG	10:C8:1134:TYR:O	2.29	0.50
10:C8:1591:LYS:NZ	16:A8:139:ASP:OD2	2.34	0.50
10:C8:1703:ILE:CD1	10:C8:1741:MET:HE2	2.42	0.50
10:C8:1757:GLN:HG2	16:A8:140:TRP:CD2	2.47	0.50
11:A16:318:PHE:CE1	11:A16:322:ARG:HD2	2.47	0.50
18:B:313:ILE:HD13	18:B:331:TRP:HB2	1.92	0.50
18:B:345:GLU:HA	18:B:351:MET:CE	2.35	0.50
18:B:463:SER:O	18:B:467:ILE:HG12	2.11	0.50
18:B:1139:LYS:CB	18:B:1365:ARG:HH11	2.23	0.50
18:B8:1265:PHE:O	18:B8:1269:THR:HG23	2.12	0.50
19:4:103:GLN:OE1	19:4:411:LEU:HD13	2.09	0.50
21:H16:239:SER:HB3	23:J16:603:LEU:HD21	1.93	0.50
21:H16:255:LEU:HD13	23:J16:655:GLU:OE2	2.01	0.50
21:H16:288:THR:OG1	23:J16:650:GLN:HG2	2.11	0.50
24:D:405:GLN:NE2	24:D16:752:VAL:CG2	2.74	0.50
24:D8:274:MET:CE	24:D8:321:SER:HB2	2.40	0.50
24:D8:552:VAL:HG21	24:D8:592:ILE:CD1	2.42	0.50
24:D16:275:LYS:CE	24:D16:294:GLU:CD	2.84	0.50
24:D24:436:LEU:HD11	24:D24:472:ILE:HD12	1.94	0.50
24:D32:275:LYS:CE	24:D32:294:GLU:CD	2.84	0.50
24:D32:1452:LYS:HE2	24:D32:1456:GLU:OE1	2.11	0.50
10:C32:37:PHE:N	10:C32:38:PRO:CD	2.73	0.50
10:C32:370:ARG:NH2	10:C32:446:GLU:OE2	2.44	0.50

*Continued on next page...*



*Continued from previous page...*

Atom-1	Atom-2	Interatomic distance (Å)	Clash overlap (Å)
10:C32:1211:VAL:HG11	10:C32:1232:ILE:HG21	1.94	0.50
1:R:1191:LYS:CB	24:D:1453:GLU:CD	2.85	0.50
1:R:1266:THR:CA	5:P:684:ARG:NH2	2.74	0.50
1:R:1421:ALA:HB1	6:O:162:THR:HG22	1.92	0.50
1:R:1425:PRO:C	6:O:165:LYS:HZ1	2.19	0.50
2:M:166:THR:N	2:M:169:THR:HG1	2.08	0.50
1:R8:768:LEU:CD1	24:D40:1362:VAL:O	2.58	0.50
2:M8:738:ILE:CD1	2:M8:779:SER:CB	2.89	0.50
1:R16:1112:LYS:NZ	1:R16:1156:GLU:OE1	2.29	0.50
1:R16:1381:GLU:C	1:R16:1382:LYS:HG3	2.36	0.50
1:R16:1463:GLN:CA	6:O16:160:LEU:HD21	2.35	0.50
2:M16:335:ALA:O	2:M16:336:SER:C	2.51	0.50
5:P:112:LEU:HD13	14:W:17:SER:HA	1.93	0.50
6:O:42:SER:HB2	7:Q:40:TYR:OH	2.12	0.50
7:Q:279:LEU:HG	7:Q:313:ILE:HG21	1.94	0.50
5:P16:479:ALA:N	5:P16:480:PRO:CD	2.75	0.50
9:K:1085:TYR:HE1	9:K:1093:SER:O	1.86	0.50
9:K:1279:GLU:O	9:K:1280:PHE:C	2.50	0.50
9:K8:955:TYR:OH	9:K8:984:GLY:CA	2.60	0.50
10:C16:1132:SER:OG	10:C16:1134:TYR:O	2.29	0.50
10:C16:1352:GLN:NE2	10:C16:1357:LEU:CD1	2.74	0.50
11:A24:51:THR:CG2	22:I8:317:HIS:HB2	2.42	0.50
11:A24:362:ARG:CD	11:A24:366:ARG:CZ	2.87	0.50
10:C24:1352:GLN:NE2	10:C24:1357:LEU:CD1	2.74	0.50
11:A40:560:MET:HE2	11:A40:615:GLN:NE2	1.97	0.50
12:A:643:SER:HA	12:A:682:LEU:HD23	1.94	0.50
13:V:798:LEU:HD12	15:J:606:ILE:CG1	2.42	0.50
10:C:1293:THR:CG2	10:C:1369:LEU:HD13	2.42	0.50
10:C8:248:LEU:HD11	10:C8:260:THR:OG1	2.11	0.50
10:C8:643:LEU:CD1	10:C8:656:THR:OG1	2.60	0.50
10:C8:1023:LEU:CA	10:C8:1210:ILE:HD11	2.42	0.50
11:A16:54:ASN:O	11:A16:59:GLN:CD	2.54	0.50
18:B:907:SER:C	18:B:909:LEU:N	2.69	0.50
18:B:1911:LEU:HB2	18:B:1960:LEU:HD12	1.91	0.50
18:B8:7:VAL:HG11	18:B8:99:ILE:CD1	2.41	0.50
18:B8:771:MET:HE3	18:B8:840:VAL:CG2	2.41	0.50
18:B8:1142:PHE:CE2	18:B8:1348:VAL:CG1	2.93	0.50
18:B8:1679:ARG:O	18:B8:1681:GLN:N	2.41	0.50
19:48:59:GLY:C	19:48:61:GLU:H	2.18	0.50
19:48:329:SER:OG	19:48:333:SER:HB3	2.12	0.50
21:H8:239:SER:HB3	23:J8:603:LEU:HD21	1.93	0.50

*Continued on next page...*

*Continued from previous page...*

Atom-1	Atom-2	Interatomic distance (Å)	Clash overlap (Å)
24:D8:275:LYS:HE3	24:D8:294:GLU:OE1	2.11	0.50
24:D16:436:LEU:HD11	24:D16:472:ILE:HD12	1.94	0.50
10:C32:1167:PHE:C	10:C32:1169:ASN:N	2.70	0.50
10:C32:1258:LEU:CA	10:C32:1323:LEU:CD1	2.90	0.50
1:R8:1265:PHE:CD2	1:R8:1269:LEU:HD12	2.45	0.50
2:M8:486:MET:HG3	2:M8:499:ILE:HD13	1.94	0.50
2:M8:503:TYR:CD1	2:M8:507:LEU:HD12	2.47	0.50
2:M8:570:ASP:HA	2:M8:602:GLN:HE22	1.76	0.50
2:M8:820:LEU:HG	4:T8:656:TRP:CZ2	2.47	0.50
3:N16:9:GLY:C	3:N16:36:LYS:HZ1	2.20	0.50
5:P:175:MET:CE	5:P:436:ALA:HB2	2.38	0.50
5:P:193:VAL:HG21	5:P:368:LEU:HD21	1.93	0.50
5:P8:217:PHE:CE1	5:P8:221:LEU:HD11	2.46	0.50
5:P8:247:GLU:N	5:P8:247:GLU:CD	2.70	0.50
6:O8:42:SER:HB2	7:Q8:40:TYR:OH	2.12	0.50
6:O8:232:LEU:CD2	6:O8:247:VAL:HG22	2.41	0.50
8:L16:1069:LEU:CD2	9:K16:1086:VAL:HG21	2.41	0.50
9:K8:716:ALA:C	10:C32:503:THR:HG21	2.37	0.50
9:K16:792:LEU:CG	9:K16:864:ILE:HD11	2.42	0.50
10:C16:470:HIS:CD2	10:C16:508:ILE:HD11	2.44	0.50
10:C16:1293:THR:CG2	10:C16:1369:LEU:HD13	2.42	0.50
11:A24:72:ILE:HD11	21:H8:348:ALA:HA	1.94	0.50
10:C24:22:THR:HB	10:C24:23:PRO:HD2	1.92	0.50
10:C24:26:ARG:CZ	10:C24:148:GLU:OE2	2.60	0.50
10:C24:1211:VAL:HG11	10:C24:1232:ILE:HG21	1.94	0.50
11:A40:310:GLY:HA3	11:A40:313:GLN:OE1	2.12	0.50
11:A40:381:TRP:CD1	11:A40:386:GLY:HA2	2.46	0.50
11:A40:403:MET:HA	11:A40:406:MET:HE3	1.93	0.50
10:C:370:ARG:NH2	10:C:446:GLU:OE2	2.44	0.50
10:C:1010:ALA:N	10:C:1192:ARG:HH21	1.81	0.50
10:C:1553:VAL:CG2	10:C:1592:VAL:HG12	2.41	0.50
10:C8:1693:LYS:CE	10:C8:1749:ASP:OD1	2.60	0.50
11:A32:28:SER:C	11:A32:30:PHE:N	2.70	0.50
11:A32:381:TRP:CD1	11:A32:386:GLY:HA2	2.46	0.50
11:A32:403:MET:HA	11:A32:406:MET:HE3	1.93	0.50
18:B:690:TRP:CH2	18:B:787:VAL:CG2	2.94	0.50
18:B:1265:PHE:O	18:B:1269:THR:HG23	2.12	0.50
18:B:1783:VAL:O	18:B:1783:VAL:HG12	2.11	0.50
18:B8:814:GLU:O	18:B8:818:SER:OG	2.30	0.50
18:B8:1175:ALA:CB	18:B8:1325:MET:HE2	2.42	0.50
18:B8:1736:ALA:HA	18:B8:1777:LEU:CD1	2.42	0.50

*Continued on next page...*

*Continued from previous page...*

Atom-1	Atom-2	Interatomic distance (Å)	Clash overlap (Å)
18:B8:1753:PRO:HG3	18:B8:1762:CYS:SG	2.52	0.50
19:4:306:ASP:OD1	19:4:307:PRO:N	2.44	0.50
21:H16:366:MET:HE3	22:I16:332:MET:CE	2.32	0.50
24:D32:552:VAL:HG21	24:D32:592:ILE:CD1	2.42	0.50
10:C32:26:ARG:CZ	10:C32:148:GLU:OE2	2.60	0.50
10:C32:1017:HIS:NE2	10:C32:1139:ARG:HD3	2.27	0.50
12:A48:381:TRP:CD1	12:A48:386:GLY:HA2	2.46	0.50
1:R:1124:TRP:HZ2	4:T:669:PRO:CD	2.24	0.49
3:N:116:ILE:HG23	3:N:177:TYR:CZ	2.47	0.49
3:N8:19:MET:CE	3:N8:23:GLY:HA2	2.40	0.49
3:N8:29:ALA:HB2	3:N8:62:VAL:HG13	1.94	0.49
2:M16:570:ASP:HA	2:M16:602:GLN:HE22	1.76	0.49
2:M16:818:THR:O	2:M16:821:THR:OG1	2.27	0.49
6:O:232:LEU:CD2	6:O:247:VAL:HG22	2.41	0.49
5:P8:233:TYR:CE1	5:P8:237:MET:HE1	2.47	0.49
7:Q8:33:ARG:HH22	7:Q8:345:ASP:HB3	1.77	0.49
7:Q16:52:GLN:OE1	7:Q16:68:ILE:HG21	2.11	0.49
7:Q16:88:ASN:O	7:Q16:89:GLY:O	2.29	0.49
7:Q16:331:CYS:HB3	7:Q16:352:TRP:CE2	2.46	0.49
9:K:1019:ARG:CZ	9:K:1059:ARG:CD	2.89	0.49
9:K8:994:TYR:CE2	9:K8:1023:LEU:CD1	2.95	0.49
9:K8:1048:GLN:CD	9:K8:1128:ARG:CG	2.79	0.49
9:K8:1282:SER:C	9:K8:1284:MET:H	2.20	0.49
9:K16:975:MET:HG3	9:K16:985:PHE:CE1	2.47	0.49
10:C16:821:ILE:HD11	10:C16:861:ILE:CD1	2.42	0.49
10:C16:1285:VAL:HG21	10:C16:1738:MET:HE2	0.51	0.49
11:A24:35:ARG:HG2	22:I8:286:LEU:HD11	1.94	0.49
11:A24:318:PHE:CE1	11:A24:322:ARG:HD2	2.47	0.49
11:A24:643:SER:O	11:A24:659:ARG:HD2	2.12	0.49
10:C24:1132:SER:OG	10:C24:1134:TYR:O	2.29	0.49
10:C24:1166:SER:C	10:C24:1168:PRO:N	2.70	0.49
10:C24:1708:ARG:HH22	21:H24:275:LYS:HG2	0.46	0.49
10:C24:1757:GLN:HG2	11:A40:140:TRP:CD2	2.47	0.49
11:A40:47:LEU:HD12	23:J16:700:LEU:HD11	1.93	0.49
11:A40:48:LYS:HE3	22:I16:313:ASP:OD2	2.12	0.49
11:A40:318:PHE:CE1	11:A40:322:ARG:HD2	2.47	0.49
12:A:587:VAL:HG22	12:A:627:ILE:HD13	1.95	0.49
10:C:1258:LEU:CA	10:C:1323:LEU:CD1	2.90	0.49
10:C:1283:LEU:CD1	10:C:1357:LEU:HD11	2.40	0.49
10:C:1624:LEU:CD2	10:C:1632:LEU:HD11	2.41	0.49
10:C8:300:VAL:CG1	10:C8:317:ARG:CG	2.88	0.49

*Continued on next page...*

*Continued from previous page...*

Atom-1	Atom-2	Interatomic distance (Å)	Clash overlap (Å)
18:B:90:ILE:HD11	18:B:131:ILE:CD1	2.42	0.49
18:B:109:MET:HE1	18:B:120:ALA:HB2	1.94	0.49
18:B:1174:ALA:HA	18:B:1249:LEU:HD11	1.94	0.49
18:B:1684:TRP:CH2	18:B:1752:PRO:CG	2.95	0.49
18:B:1736:ALA:HA	18:B:1777:LEU:CD1	2.42	0.49
18:B8:503:SER:H	18:B8:504:PRO:CD	2.24	0.49
18:B8:1543:HIS:O	18:B8:1547:GLN:HG2	2.12	0.49
18:B8:1731:PHE:HZ	18:B8:1749:LEU:HD13	1.76	0.49
18:B8:1783:VAL:O	18:B8:1783:VAL:HG12	2.11	0.49
19:48:305:TRP:CE2	19:48:312:ILE:HD12	2.46	0.49
21:H24:239:SER:HB3	23:J24:603:LEU:HD21	1.93	0.49
22:I24:300:LEU:HD11	23:J24:689:LEU:HD21	1.91	0.49
22:I24:328:TYR:CE1	23:J24:717:ILE:CG2	2.95	0.49
24:D8:1452:LYS:HE2	24:D8:1456:GLU:OE1	2.11	0.49
24:D24:275:LYS:CE	24:D24:294:GLU:CD	2.84	0.49
24:D24:857:THR:OG1	24:D24:889:LEU:HD13	2.11	0.49
24:D40:552:VAL:HG21	24:D40:592:ILE:CD1	2.42	0.49
10:C32:855:VAL:HB	10:C32:856:PRO:HD3	1.94	0.49
10:C32:1111:SER:OG	10:C32:1114:TYR:HD2	1.95	0.49
12:A48:318:PHE:CE1	12:A48:322:ARG:HD2	2.47	0.49
1:R:1075:LYS:HZ3	1:R:1079:ASP:CG	2.19	0.49
1:R:1459:ARG:HG2	10:C:731:GLN:NE2	2.27	0.49
2:M:166:THR:C	2:M:168:LEU:H	2.19	0.49
2:M:447:LEU:HD21	8:L:280:GLN:HE22	1.76	0.49
1:R8:1033:LYS:HE3	1:R8:1037:ASP:OD2	2.12	0.49
1:R8:1285:PHE:CD2	1:R8:1350:LEU:HD22	2.46	0.49
2:M8:339:GLU:O	2:M8:341:ASP:N	2.44	0.49
1:R16:1182:PRO:C	1:R16:1184:GLU:N	2.68	0.49
2:M16:567:ASP:OD1	2:M16:568:PRO:HD2	2.12	0.49
4:T8:671:ILE:CD1	5:P8:698:GLY:HA3	2.42	0.49
5:P:607:PHE:CE2	5:P:611:LEU:CD1	2.96	0.49
7:Q:52:GLN:OE1	7:Q:68:ILE:HG21	2.11	0.49
7:Q:341:GLN:CD	10:C8:751:ARG:HH12	2.13	0.49
5:P8:5:SER:O	5:P8:7:GLU:N	2.44	0.49
6:O8:23:ARG:CZ	6:O8:37:GLU:OE1	2.61	0.49
5:P16:5:SER:O	5:P16:7:GLU:N	2.44	0.49
5:P16:96:VAL:HG13	5:P16:481:ILE:CD1	2.35	0.49
5:P16:154:ASP:OD1	5:P16:155:PRO:HD2	2.11	0.49
5:P16:233:TYR:CE1	5:P16:237:MET:HE1	2.47	0.49
5:P16:543:GLY:HA2	5:P16:587:LEU:HD13	1.95	0.49
7:Q16:78:SER:OG	7:Q16:103:THR:HB	2.12	0.49

*Continued on next page...*

*Continued from previous page...*

Atom-1	Atom-2	Interatomic distance (Å)	Clash overlap (Å)
8:L:1092:LEU:HD13	9:K:999:PHE:CD2	2.47	0.49
9:K8:1230:LEU:CD2	9:K8:1244:VAL:HG22	2.34	0.49
10:C16:26:ARG:CZ	10:C16:148:GLU:OE2	2.60	0.49
10:C16:717:GLU:HG3	23:J8:656:ARG:NE	2.26	0.49
10:C16:861:ILE:HG22	10:C16:861:ILE:O	2.11	0.49
10:C16:1017:HIS:NE2	10:C16:1139:ARG:HD3	2.27	0.49
10:C16:1074:LEU:CD1	10:C16:1074:LEU:C	2.77	0.49
10:C16:1166:SER:C	10:C16:1168:PRO:N	2.70	0.49
10:C24:139:ARG:HG3	10:C24:143:LEU:HD12	1.92	0.49
10:C24:1129:VAL:HG12	10:C24:1130:SER:H	1.76	0.49
13:V:730:GLN:HB2	13:V:731:PRO:HD3	1.94	0.49
14:W:694:CYS:HB3	15:J:617:LEU:HD22	1.95	0.49
10:C:35:ASN:CB	24:D:1148:LEU:HD11	2.42	0.49
10:C:277:SER:O	10:C:280:SER:N	2.35	0.49
10:C:1017:HIS:NE2	10:C:1139:ARG:HD3	2.27	0.49
10:C8:1250:ALA:CB	10:C8:1309:ARG:HH11	2.23	0.49
10:C8:1285:VAL:HG21	10:C8:1738:MET:HE2	0.50	0.49
11:A16:381:TRP:CD1	11:A16:386:GLY:HA2	2.46	0.49
11:A32:35:ARG:HG2	22:I24:286:LEU:HD11	1.94	0.49
11:A32:47:LEU:HD12	23:J24:700:LEU:HD11	1.93	0.49
11:A32:54:ASN:O	11:A32:59:GLN:CD	2.54	0.49
18:B:7:VAL:HG12	18:B:8:ASP:H	1.76	0.49
18:B:424:SER:O	18:B:428:GLN:HB2	2.12	0.49
18:B:1685:THR:HG22	18:B:1689:TYR:CD1	2.46	0.49
18:B8:254:LEU:O	18:B8:256:VAL:HG23	2.13	0.49
18:B8:907:SER:C	18:B8:909:LEU:N	2.69	0.49
19:4:232:TYR:CD2	19:4:233:ASP:OD1	2.65	0.49
20:E:494:ILE:HD13	20:E:507:LEU:HB3	1.94	0.49
19:48:294:SER:C	19:48:296:GLY:H	2.20	0.49
20:E8:438:SER:O	20:E8:440:VAL:N	2.43	0.49
21:H24:322:LEU:HD22	22:I24:300:LEU:HD11	1.94	0.49
22:I24:199:PHE:CG	23:J24:620:MET:HG3	2.44	0.49
22:I16:199:PHE:CG	23:J16:620:MET:HG3	2.43	0.49
24:D8:436:LEU:HD11	24:D8:472:ILE:HD12	1.94	0.49
10:C32:26:ARG:NH2	10:C32:151:LEU:HB2	2.24	0.49
10:C32:286:ILE:HG21	10:C32:292:PHE:CE1	2.45	0.49
10:C32:420:TYR:CZ	10:C32:435:SER:HB3	2.47	0.49
10:C32:699:HIS:O	10:C32:703:SER:OG	2.23	0.49
10:C32:1023:LEU:CA	10:C32:1210:ILE:HD11	2.42	0.49
12:A48:440:LEU:CG	12:A48:443:LEU:HD11	2.39	0.49
2:M:173:SER:HG	3:N:234:GLN:HE22	1.58	0.49

*Continued on next page...*

*Continued from previous page...*

Atom-1	Atom-2	Interatomic distance (Å)	Clash overlap (Å)
2:M:185:ARG:HH11	2:M:213:LEU:HD13	1.68	0.49
2:M:328:THR:HG21	2:M:350:SER:HB2	1.94	0.49
2:M:344:GLN:O	2:M:345:ASP:C	2.44	0.49
2:M8:185:ARG:HH11	2:M8:213:LEU:HD13	1.68	0.49
2:M8:567:ASP:OD1	2:M8:568:PRO:HD2	2.12	0.49
2:M8:625:HIS:CD2	3:N8:225:PRO:CA	2.93	0.49
2:M16:328:THR:HG21	2:M16:350:SER:HB2	1.94	0.49
2:M16:651:ARG:HG3	2:M16:664:MET:CE	2.42	0.49
5:P:167:SER:HB3	5:P:398:LYS:HE3	1.94	0.49
5:P8:144:THR:C	5:P8:146:SER:N	2.70	0.49
7:Q8:78:SER:OG	7:Q8:103:THR:HB	2.11	0.49
8:L:1074:ARG:CD	9:K:1089:LYS:HB2	2.43	0.49
8:L16:1074:ARG:NH1	9:K16:1089:LYS:HD2	2.21	0.49
9:K:719:GLY:CA	9:K:720:SER:N	2.70	0.49
9:K:994:TYR:CE2	9:K:1023:LEU:CD1	2.95	0.49
10:C16:1002:LEU:HD23	10:C16:1012:ARG:NH1	2.26	0.49
10:C16:1023:LEU:CA	10:C16:1210:ILE:HD11	2.42	0.49
10:C16:1258:LEU:CA	10:C16:1323:LEU:CD1	2.90	0.49
11:A24:310:GLY:HA3	11:A24:313:GLN:OE1	2.12	0.49
10:C24:1111:SER:OG	10:C24:1114:TYR:HD2	1.95	0.49
10:C24:1708:ARG:HH21	10:C24:1733:ARG:NH2	2.10	0.49
11:A40:35:ARG:HG2	22:I16:286:LEU:HD11	1.94	0.49
11:A40:749:GLN:HE21	24:D24:1398:ARG:CD	2.24	0.49
10:C:153:ALA:O	24:D:1403:LEU:HD11	2.12	0.49
10:C:717:GLU:O	10:C:718:HIS:C	2.41	0.49
10:C8:855:VAL:HB	10:C8:856:PRO:HD3	1.94	0.49
10:C8:959:GLU:CG	10:C8:1139:ARG:HE	2.24	0.49
10:C8:1167:PHE:C	10:C8:1169:ASN:N	2.70	0.49
10:C8:1283:LEU:HD11	10:C8:1357:LEU:HD13	1.91	0.49
11:A16:54:ASN:CB	11:A16:59:GLN:HE22	2.21	0.49
11:A16:124:ASN:HA	18:B:1523:ARG:HH11	1.78	0.49
11:A16:587:VAL:HG22	11:A16:627:ILE:HD13	1.94	0.49
18:B:1424:LEU:CD2	18:B:1490:ILE:CD1	2.90	0.49
18:B8:1174:ALA:HA	18:B8:1249:LEU:HD11	1.94	0.49
18:B8:1424:LEU:CD2	18:B8:1490:ILE:CD1	2.90	0.49
19:48:362:ALA:HB3	19:48:417:ASP:OD2	2.12	0.49
21:H:284:LEU:HD21	23:J32:647:MET:O	2.13	0.49
21:H:322:LEU:HD22	22:I:300:LEU:HD11	1.94	0.49
21:H8:154:VAL:HG11	21:H8:188:ARG:HE	1.77	0.49
22:I8:178:LEU:HD12	23:J8:599:LEU:HD22	1.95	0.49
22:I24:300:LEU:CG	23:J24:689:LEU:HD21	2.41	0.49

*Continued on next page...*



*Continued from previous page...*

Atom-1	Atom-2	Interatomic distance (Å)	Clash overlap (Å)
22:I16:368:VAL:HG21	23:J16:591:LYS:NZ	2.27	0.49
24:D:552:VAL:HG21	24:D:592:ILE:CD1	2.42	0.49
24:D40:839:GLU:HG2	24:D40:971:HIS:CD2	2.46	0.49
10:C32:390:HIS:CB	10:C32:452:LEU:CB	2.85	0.49
10:C32:1271:PHE:CD1	10:C32:1731:HIS:NE2	2.75	0.49
10:C32:1693:LYS:CE	10:C32:1749:ASP:OD1	2.60	0.49
10:C32:1703:ILE:CD1	10:C32:1741:MET:HE2	2.42	0.49
10:C32:1805:ASP:OD1	10:C32:1830:LYS:NZ	2.27	0.49
2:M8:570:ASP:HA	2:M8:602:GLN:NE2	2.27	0.49
2:M8:632:VAL:CG2	3:N8:222:LEU:O	2.61	0.49
2:M16:544:LEU:HD11	2:M16:586:ALA:CA	2.43	0.49
2:M16:632:VAL:CG2	3:N16:222:LEU:O	2.61	0.49
3:N16:167:LEU:HD23	3:N16:169:SER:HB2	1.95	0.49
5:P:543:GLY:HA2	5:P:587:LEU:HD13	1.95	0.49
5:P8:193:VAL:HG21	5:P8:368:LEU:HD21	1.93	0.49
5:P8:592:SER:C	5:P8:594:ILE:N	2.56	0.49
5:P8:607:PHE:CE2	5:P8:611:LEU:CD1	2.96	0.49
6:O8:303:MET:HE1	6:O8:322:GLU:HG3	1.95	0.49
7:Q8:235:ILE:HD13	7:Q8:243:CYS:HB3	1.93	0.49
5:P16:56:ASN:OD1	5:P16:57:PRO:HD2	2.11	0.49
5:P16:144:THR:C	5:P16:146:SER:N	2.70	0.49
6:O16:103:MET:CE	6:O16:124:MET:HE1	2.39	0.49
8:L8:1064:ASP:OD1	9:K8:1101:GLU:OE1	2.29	0.49
9:K:1019:ARG:CB	9:K:1059:ARG:HH11	2.24	0.49
9:K:1091:ALA:C	9:K:1093:SER:H	2.21	0.49
9:K8:798:LEU:HB2	9:K8:842:ILE:HD11	1.93	0.49
10:C24:33:ILE:HG22	10:C24:158:LEU:HD22	1.93	0.49
10:C24:966:CYS:HA	10:C24:1025:LEU:HD13	1.93	0.49
10:C24:1271:PHE:HD1	10:C24:1273:GLY:H	1.54	0.49
11:A40:72:ILE:HD11	21:H16:348:ALA:HA	1.94	0.49
11:A40:362:ARG:CD	11:A40:366:ARG:CZ	2.87	0.49
12:A:403:MET:HA	12:A:406:MET:HE3	1.93	0.49
13:V:909:ALA:CB	15:J:703:LEU:HD21	2.41	0.49
10:C:667:ILE:HG12	10:C:670:GLU:CA	2.43	0.49
10:C:855:VAL:HB	10:C:856:PRO:HD3	1.94	0.49
10:C:1111:SER:OG	10:C:1114:TYR:HD2	1.94	0.49
10:C:1163:LEU:CB	10:C:1166:SER:OG	2.60	0.49
10:C8:1258:LEU:CA	10:C8:1323:LEU:CD1	2.90	0.49
10:C8:1293:THR:CG2	10:C8:1369:LEU:HD13	2.42	0.49
11:A16:51:THR:CG2	22:I:317:HIS:HB2	2.42	0.49
18:B:254:LEU:O	18:B:256:VAL:HG23	2.13	0.49

*Continued on next page...*



*Continued from previous page...*

Atom-1	Atom-2	Interatomic distance (Å)	Clash overlap (Å)
18:B:1532:PHE:HB3	18:B:1533:PRO:HD3	1.94	0.49
18:B:1753:PRO:HG3	18:B:1762:CYS:SG	2.52	0.49
18:B8:90:ILE:HD11	18:B8:131:ILE:CD1	2.42	0.49
18:B8:119:VAL:O	18:B8:119:VAL:HG12	2.11	0.49
18:B8:154:LEU:HD22	18:B8:224:GLU:CD	2.36	0.49
18:B8:463:SER:O	18:B8:467:ILE:HG12	2.11	0.49
18:B8:690:TRP:CH2	18:B8:787:VAL:CG2	2.94	0.49
18:B8:932:THR:HA	18:B8:998:LEU:CD1	2.43	0.49
18:B8:1123:ASN:O	18:B8:1124:GLY:C	2.49	0.49
18:B8:1684:TRP:CH2	18:B8:1752:PRO:CG	2.95	0.49
19:48:232:TYR:CD2	19:48:233:ASP:OD1	2.65	0.49
21:H24:284:LEU:HD21	23:J24:647:MET:O	2.13	0.49
24:D:387:LEU:CB	24:D16:746:ALA:CB	2.82	0.49
24:D40:436:LEU:HD11	24:D40:472:ILE:HD12	1.94	0.49
10:C32:277:SER:O	10:C32:280:SER:N	2.36	0.49
10:C32:300:VAL:CG1	10:C32:317:ARG:CG	2.88	0.49
12:A48:362:ARG:CG	12:A48:366:ARG:NH2	2.75	0.49
1:R:1381:GLU:C	1:R:1382:LYS:HG3	2.36	0.49
3:N:177:TYR:HB2	3:N:193:LEU:HB3	1.93	0.49
1:R8:1194:ARG:O	1:R8:1195:ARG:C	2.52	0.49
1:R16:1223:PHE:CZ	5:P16:676:GLN:NE2	2.78	0.49
2:M16:544:LEU:HD11	2:M16:586:ALA:CB	2.43	0.49
5:P:109:ILE:HG23	14:W:18:PRO:CG	2.35	0.49
5:P:187:TRP:CZ3	5:P:191:ARG:CG	2.95	0.49
5:P16:285:PRO:HG2	5:P16:310:ARG:HA	1.95	0.49
5:P16:607:PHE:HB2	5:P16:629:ARG:NH1	2.28	0.49
6:O16:105:ASN:ND2	6:O16:134:ARG:NH2	2.59	0.49
9:K:1093:SER:O	9:K:1097:VAL:HG23	2.12	0.49
9:K8:1142:ARG:HH21	9:K8:1204:THR:C	2.19	0.49
10:C16:1167:PHE:C	10:C16:1169:ASN:N	2.70	0.49
10:C16:1693:LYS:CE	10:C16:1749:ASP:OD1	2.60	0.49
11:A24:388:VAL:CG2	11:A24:459:ARG:HH22	2.25	0.49
11:A24:587:VAL:HG22	11:A24:627:ILE:HD13	1.95	0.49
10:C24:1163:LEU:CB	10:C24:1166:SER:OG	2.60	0.49
10:C24:1394:GLN:CD	24:D24:1158:SER:HB2	2.38	0.49
11:A40:505:PRO:HG3	11:A40:520:HIS:HD2	1.78	0.49
14:W:646:ALA:N	14:W:647:PRO:HD2	2.28	0.49
10:C:153:ALA:CA	24:D:1403:LEU:HD11	2.42	0.49
10:C:281:ASP:CG	24:D:1398:ARG:CD	2.86	0.49
10:C:754:MET:CE	10:C:819:GLN:HB3	2.42	0.49
10:C8:265:PHE:HE1	10:C8:389:LEU:HD12	1.76	0.49

*Continued on next page...*

*Continued from previous page...*

Atom-1	Atom-2	Interatomic distance (Å)	Clash overlap (Å)
10:C8:1624:LEU:HD23	10:C8:1628:SER:CB	2.38	0.49
11:A16:154:ILE:HG23	18:B:1851:VAL:HG21	1.95	0.49
11:A16:445:ASN:ND2	17:F8:65:ARG:NH1	2.59	0.49
11:A32:310:GLY:HA3	11:A32:313:GLN:OE1	2.12	0.49
11:A32:643:SER:O	11:A32:659:ARG:HD2	2.12	0.49
18:B8:243:GLY:HA2	18:B8:248:SER:OG	2.13	0.49
18:B8:424:SER:O	18:B8:428:GLN:HB2	2.12	0.49
18:B8:1065:LYS:C	18:B8:1067:SER:N	2.71	0.49
18:B8:1276:LYS:HG2	18:B8:1291:LEU:O	2.13	0.49
19:4:362:ALA:HB3	19:4:417:ASP:OD2	2.12	0.49
20:E:438:SER:O	20:E:440:VAL:N	2.43	0.49
20:E8:11:VAL:HG21	20:E8:278:GLU:HG3	1.94	0.49
20:E8:480:MET:CE	20:E8:493:TRP:CE3	2.95	0.49
21:H:154:VAL:HG11	21:H:188:ARG:HE	1.77	0.49
22:I:199:PHE:CG	23:J32:620:MET:HG3	2.44	0.49
22:I:203:GLN:OE1	22:I:209:TRP:HZ2	1.96	0.49
22:I:328:TYR:CE1	23:J32:717:ILE:CG2	2.95	0.49
21:H24:322:LEU:HD22	22:I24:300:LEU:CD1	2.43	0.49
21:H16:154:VAL:HG11	21:H16:188:ARG:HE	1.77	0.49
22:I16:328:TYR:CE1	23:J16:717:ILE:CG2	2.95	0.49
24:D:1452:LYS:HE2	24:D:1456:GLU:OE1	2.11	0.49
24:D8:1328:ASN:HD21	24:D16:729:LEU:CD2	2.26	0.49
24:D16:552:VAL:HG21	24:D16:592:ILE:CD1	2.42	0.49
24:D24:552:VAL:HG21	24:D24:592:ILE:CD1	2.42	0.49
10:C32:386:ASN:O	10:C32:390:HIS:HD2	1.90	0.49
1:R:983:ARG:CD	24:D:1364:PRO:O	2.58	0.49
1:R:1033:LYS:NZ	24:D:1432:THR:OG1	2.19	0.49
1:R:1123:ASN:OD1	2:M:834:ASP:HB3	2.12	0.49
2:M:403:LEU:CD2	2:M:425:ALA:HB3	2.40	0.49
2:M:519:TYR:CD2	2:M:520:ILE:HG13	2.47	0.49
2:M:625:HIS:NE2	3:N:225:PRO:CB	2.76	0.49
2:M:651:ARG:HG3	2:M:664:MET:CE	2.42	0.49
2:M8:519:TYR:CD2	2:M8:520:ILE:HG13	2.47	0.49
2:M16:420:CYS:SG	8:L16:391:TRP:CH2	3.06	0.49
2:M16:519:TYR:CD2	2:M16:520:ILE:HG13	2.47	0.49
3:N16:2:PRO:C	3:N16:3:GLY:O	2.56	0.49
6:O:303:MET:HE1	6:O:322:GLU:HG3	1.95	0.49
7:Q:290:ASP:OD2	7:Q:293:THR:OG1	2.27	0.49
5:P8:187:TRP:CZ3	5:P8:191:ARG:CG	2.95	0.49
5:P8:285:PRO:HG2	5:P8:310:ARG:HA	1.95	0.49
5:P8:479:ALA:N	5:P8:480:PRO:CD	2.75	0.49

*Continued on next page...*

*Continued from previous page...*

Atom-1	Atom-2	Interatomic distance (Å)	Clash overlap (Å)
6:O8:23:ARG:NH2	6:O8:37:GLU:OE1	2.46	0.49
6:O16:23:ARG:NH2	6:O16:37:GLU:OE1	2.46	0.49
7:Q16:33:ARG:HH22	7:Q16:345:ASP:HB3	1.77	0.49
8:L:1092:LEU:HD11	9:K:999:PHE:HD2	1.76	0.49
10:C16:1111:SER:OG	10:C16:1114:TYR:HD2	1.94	0.49
11:A24:28:SER:C	11:A24:30:PHE:N	2.70	0.49
11:A24:36:ASN:OD1	11:A24:39:GLN:HG3	2.13	0.49
10:C24:420:TYR:CZ	10:C24:435:SER:HB3	2.48	0.49
10:C24:1017:HIS:NE2	10:C24:1139:ARG:HD3	2.27	0.49
10:C24:1285:VAL:HG21	10:C24:1738:MET:HE2	0.51	0.49
10:C24:1624:LEU:CD2	10:C24:1632:LEU:HD11	2.41	0.49
11:A40:1:MET:C	11:A40:3:ASN:N	2.71	0.49
11:A40:28:SER:C	11:A40:30:PHE:N	2.70	0.49
11:A40:445:ASN:ND2	17:F16:65:ARG:NH1	2.59	0.49
10:C:705:TYR:O	10:C:794:LYS:NZ	2.44	0.49
10:C:1023:LEU:CA	10:C:1210:ILE:HD11	2.42	0.49
10:C8:26:ARG:CZ	10:C8:148:GLU:OE2	2.60	0.49
10:C8:951:PRO:HA	10:C8:958:PHE:HE2	1.77	0.49
10:C8:1352:GLN:NE2	10:C8:1357:LEU:CD1	2.74	0.49
10:C8:1624:LEU:CD2	10:C8:1632:LEU:HD11	2.41	0.49
11:A16:388:VAL:CB	11:A16:459:ARG:HH12	2.26	0.49
11:A32:124:ASN:HA	18:B8:1523:ARG:HH11	1.77	0.49
11:A32:198:PRO:CB	11:A32:200:HIS:HE1	2.24	0.49
18:B:1065:LYS:C	18:B:1067:SER:N	2.71	0.49
18:B:1590:LEU:HA	18:B:1593:PHE:CD2	2.48	0.49
18:B8:712:PRO:HG3	18:B8:759:MET:HE2	1.84	0.49
19:4:185:GLY:C	19:4:187:SER:H	2.19	0.49
19:48:103:GLN:CD	19:48:411:LEU:CD1	2.81	0.49
22:I:131:ARG:CG	23:J32:557:ARG:CZ	2.64	0.49
21:H24:154:VAL:HG11	21:H24:188:ARG:HE	1.77	0.49
21:H16:322:LEU:HD22	22:I16:300:LEU:CD1	2.42	0.49
22:I16:178:LEU:HD12	23:J16:599:LEU:HD22	1.95	0.49
10:C32:520:TYR:OH	10:C32:542:ASP:OD2	2.23	0.49
10:C32:1283:LEU:CD1	10:C32:1357:LEU:HD11	2.40	0.49
10:C32:1549:VAL:O	10:C32:1553:VAL:HG23	2.13	0.49
10:C32:1708:ARG:HH21	10:C32:1733:ARG:NH2	2.10	0.49
1:R:1139:ARG:CD	1:R:1157:ARG:HH22	2.11	0.49
1:R:1334:GLU:CB	10:C:1170:VAL:HG23	2.42	0.49
2:M:339:GLU:O	2:M:341:ASP:N	2.44	0.49
2:M:584:VAL:HG12	2:M:584:VAL:O	2.13	0.49
2:M16:625:HIS:NE2	3:N16:225:PRO:CB	2.76	0.49

*Continued on next page...*

*Continued from previous page...*

Atom-1	Atom-2	Interatomic distance (Å)	Clash overlap (Å)
3:N16:29:ALA:HB2	3:N16:62:VAL:HG13	1.94	0.49
5:P8:543:GLY:HA2	5:P8:587:LEU:HD13	1.94	0.49
5:P16:247:GLU:N	5:P16:247:GLU:CD	2.70	0.49
6:O16:23:ARG:CZ	6:O16:37:GLU:OE1	2.61	0.49
6:O16:42:SER:HB2	7:Q16:40:TYR:OH	2.12	0.49
8:L16:1089:MET:HE3	9:K16:1000:SER:HB2	1.95	0.49
9:K8:806:LEU:CD1	9:K8:874:VAL:HG12	2.37	0.49
9:K8:1048:GLN:HB3	9:K8:1049:ASP:H	1.55	0.49
10:C16:1033:GLY:C	10:C16:1218:ARG:NH2	2.70	0.49
10:C24:1659:ASP:O	10:C24:1661:LEU:N	2.46	0.49
14:W:598:ILE:CD1	14:W:626:LEU:HD23	2.42	0.49
10:C:1161:PHE:O	10:C:1162:PRO:C	2.55	0.49
10:C:1166:SER:C	10:C:1168:PRO:N	2.70	0.49
10:C:1693:LYS:CE	10:C:1749:ASP:OD1	2.60	0.49
10:C8:420:TYR:CZ	10:C8:435:SER:HB3	2.48	0.49
10:C8:1163:LEU:CB	10:C8:1166:SER:OG	2.60	0.49
10:C8:1251:PHE:HZ	10:C8:1319:ARG:HH12	1.39	0.49
11:A16:48:LYS:HE3	22:I:313:ASP:OD2	2.12	0.49
11:A32:88:THR:CG2	22:I24:301:LEU:HD21	2.43	0.49
11:A32:288:HIS:CB	11:A32:354:ARG:NH1	2.71	0.49
11:A32:322:ARG:NH1	11:A32:351:PHE:HZ	2.10	0.49
11:A32:388:VAL:CB	11:A32:459:ARG:HH12	2.26	0.49
11:A32:471:ASN:O	11:A32:473:GLY:N	2.45	0.49
18:B:1175:ALA:CB	18:B:1325:MET:HE2	2.42	0.49
19:4:86:LYS:O	19:4:90:GLN:HB2	2.13	0.49
19:4:329:SER:OG	19:4:333:SER:HB3	2.12	0.49
20:E:344:PRO:HG3	24:D:152:GLU:OE1	2.13	0.49
21:H8:284:LEU:HD21	23:J8:647:MET:O	2.13	0.49
21:H16:284:LEU:HD21	23:J16:647:MET:O	2.13	0.49
21:H16:338:MET:HE3	23:J16:692:VAL:CG2	2.38	0.49
24:D8:607:ALA:CB	24:D8:715:ARG:HH21	2.26	0.49
24:D16:274:MET:CE	24:D16:321:SER:HB2	2.40	0.49
24:D24:1428:ASN:ND2	24:D32:968:ILE:HD11	2.28	0.49
24:D24:1452:LYS:HE2	24:D24:1456:GLU:OE1	2.11	0.49
24:D32:274:MET:CE	24:D32:321:SER:HB2	2.40	0.49
10:C32:1002:LEU:HD23	10:C32:1012:ARG:NH1	2.26	0.49
10:C32:1591:LYS:NZ	12:A48:139:ASP:OD2	2.34	0.49
10:C32:1682:VAL:HG22	10:C32:1758:LEU:HD23	1.90	0.49
2:M:567:ASP:OD1	2:M:568:PRO:HD2	2.12	0.49
2:M8:346:VAL:C	2:M8:348:GLU:H	2.19	0.49
1:R16:1139:ARG:CG	1:R16:1157:ARG:CZ	2.90	0.49

*Continued on next page...*

*Continued from previous page...*

Atom-1	Atom-2	Interatomic distance (Å)	Clash overlap (Å)
2:M16:231:ARG:NE	2:M16:299:GLY:C	2.70	0.49
2:M16:486:MET:HG3	2:M16:499:ILE:HD13	1.94	0.49
3:N16:178:LYS:HE2	3:N16:192:LYS:HD2	1.95	0.49
4:T16:228:ALA:HB2	4:T16:263:LYS:HE2	1.95	0.49
5:P:479:ALA:N	5:P:480:PRO:CD	2.75	0.49
5:P8:16:PHE:HD1	6:O8:311:LEU:HD12	1.75	0.49
6:O8:103:MET:CE	6:O8:124:MET:HE1	2.39	0.49
5:P16:217:PHE:CE1	5:P16:221:LEU:HD11	2.46	0.49
9:K:1249:MET:HG2	9:K:1254:PHE:CZ	2.47	0.49
9:K8:845:PHE:CE1	9:K8:849:LEU:HD11	2.48	0.49
9:K8:994:TYR:CE2	9:K8:1023:LEU:HD11	2.48	0.49
9:K8:1110:GLN:NE2	9:K8:1127:PHE:H	2.11	0.49
9:K8:1122:ALA:HB1	9:K8:1127:PHE:HZ	1.77	0.49
9:K8:1232:LEU:CD2	9:K8:1265:ILE:HG21	2.30	0.49
9:K16:1110:GLN:HE22	9:K16:1126:LEU:HA	1.76	0.49
10:C16:420:TYR:CZ	10:C16:435:SER:HB3	2.48	0.49
10:C16:667:ILE:HG12	10:C16:670:GLU:CA	2.43	0.49
10:C16:1250:ALA:CB	10:C16:1309:ARG:HH11	2.23	0.49
11:A24:1:MET:C	11:A24:3:ASN:N	2.71	0.49
11:A24:445:ASN:ND2	17:F:65:ARG:NH1	2.59	0.49
10:C24:717:GLU:O	10:C24:718:HIS:C	2.41	0.49
10:C24:764:ILE:CD1	10:C24:781:VAL:CG2	2.86	0.49
10:C24:1167:PHE:C	10:C24:1169:ASN:N	2.70	0.49
10:C24:1220:SER:HA	10:C24:1225:ARG:NH2	2.28	0.49
11:A40:72:ILE:HD13	21:H16:348:ALA:HA	1.95	0.49
11:A40:103:GLU:OE2	21:H16:323:TYR:CE2	2.66	0.49
11:A40:388:VAL:CG2	11:A40:459:ARG:HH22	2.26	0.49
11:A40:471:ASN:O	11:A40:473:GLY:N	2.46	0.49
12:A:388:VAL:CG2	12:A:459:ARG:HH22	2.26	0.49
12:A:471:ASN:O	12:A:473:GLY:N	2.46	0.49
14:W:515:CYS:HB2	14:W:604:PRO:N	2.21	0.49
10:C:1335:ILE:O	10:C:1336:ALA:C	2.48	0.49
10:C:1424:GLN:HE21	10:C:1478:VAL:HG13	1.72	0.49
10:C8:556:VAL:CG1	10:C8:565:ARG:NH1	2.75	0.49
10:C8:754:MET:CE	10:C8:819:GLN:HB3	2.42	0.49
11:A16:47:LEU:HD12	23:J32:700:LEU:HD11	1.93	0.49
11:A16:310:GLY:HA3	11:A16:313:GLN:OE1	2.12	0.49
11:A16:778:ILE:HD13	11:A16:816:ALA:HB2	1.95	0.49
11:A32:1:MET:C	11:A32:3:ASN:N	2.71	0.49
18:B:932:THR:HA	18:B:998:LEU:CD1	2.43	0.49
18:B:1133:THR:C	18:B:1135:ASP:H	2.21	0.49

*Continued on next page...*

*Continued from previous page...*

Atom-1	Atom-2	Interatomic distance (Å)	Clash overlap (Å)
18:B8:1045:LYS:HZ3	18:B8:1100:LEU:CD2	2.17	0.49
18:B8:1419:LYS:CG	18:B8:1468:PHE:HE1	2.17	0.49
18:B8:1532:PHE:HB3	18:B8:1533:PRO:HD3	1.94	0.49
20:E:448:LYS:O	20:E:451:ILE:HB	2.13	0.49
19:48:111:LYS:HE2	20:E8:517:PHE:CD2	2.47	0.49
19:48:339:LEU:HD23	24:D8:140:ALA:HB2	1.95	0.49
10:C32:182:ASP:CB	10:C32:183:PRO:CD	2.84	0.49
1:R:1326:GLY:H	10:C:1154:TRP:NE1	2.11	0.49
2:M8:625:HIS:HE2	3:N8:225:PRO:CA	2.26	0.49
2:M8:730:GLU:OE1	8:L16:504:GLN:NE2	2.46	0.49
3:N8:26:ILE:HD11	3:N8:40:VAL:HG21	1.95	0.49
1:R16:1124:TRP:HZ2	4:T16:669:PRO:CD	2.24	0.49
4:T8:228:ALA:HB2	4:T8:263:LYS:HE2	1.95	0.49
5:P:188:LEU:HD23	5:P:380:MET:CE	2.35	0.49
7:Q8:181:ALA:HB3	7:Q8:198:TYR:CD2	2.48	0.49
7:Q8:279:LEU:HG	7:Q8:313:ILE:HG21	1.94	0.49
5:P16:187:TRP:CZ3	5:P16:191:ARG:CG	2.96	0.49
9:K:908:PHE:HB3	9:K:957:ILE:HG12	1.95	0.49
9:K8:1074:ARG:CD	9:K8:1126:LEU:HD22	2.43	0.49
10:C16:412:MET:O	10:C16:416:VAL:HG23	2.13	0.49
10:C16:951:PRO:HA	10:C16:958:PHE:HE2	1.77	0.49
10:C16:1078:GLY:O	10:C16:1080:SER:N	2.46	0.49
10:C16:1624:LEU:CD2	10:C16:1632:LEU:HD11	2.41	0.49
10:C24:667:ILE:HG12	10:C24:670:GLU:CA	2.43	0.49
10:C24:1033:GLY:C	10:C24:1218:ARG:NH2	2.70	0.49
10:C24:1293:THR:CG2	10:C24:1369:LEU:HD13	2.42	0.49
10:C24:1335:ILE:O	10:C24:1336:ALA:C	2.48	0.49
11:A40:587:VAL:HG21	11:A40:636:PHE:CE1	2.41	0.49
11:A40:643:SER:O	11:A40:659:ARG:HD2	2.12	0.49
10:C:26:ARG:CZ	10:C:148:GLU:OE2	2.60	0.49
10:C:1002:LEU:HD23	10:C:1012:ARG:NH1	2.26	0.49
10:C8:960:PHE:HZ	10:C8:1138:GLU:OE1	1.90	0.49
11:A16:1:MET:C	11:A16:3:ASN:N	2.71	0.49
11:A16:88:THR:CG2	22:I:301:LEU:HD21	2.43	0.49
11:A32:778:ILE:HD13	11:A32:816:ALA:HB2	1.95	0.49
18:B:1543:HIS:O	18:B:1547:GLN:HG2	2.12	0.49
18:B8:7:VAL:HG12	18:B8:8:ASP:H	1.76	0.49
18:B8:789:LEU:CD2	18:B8:793:LEU:CD1	2.85	0.49
18:B8:1590:LEU:HA	18:B8:1593:PHE:CD2	2.48	0.49
19:48:104:GLY:H	19:48:117:ILE:HD12	1.78	0.49
21:H8:149:HIS:CD2	23:J8:565:ALA:HB3	2.48	0.49

*Continued on next page...*



*Continued from previous page...*

Atom-1	Atom-2	Interatomic distance (Å)	Clash overlap (Å)
12:A48:471:ASN:O	12:A48:473:GLY:N	2.46	0.49
3:N:178:LYS:HE2	3:N:192:LYS:HD2	1.95	0.49
1:R8:1123:ASN:OD1	2:M8:834:ASP:HB3	2.12	0.49
1:R8:1466:LYS:HG2	6:O8:160:LEU:HD21	1.87	0.49
2:M8:428:SER:HB2	8:L8:355:SER:CB	2.32	0.49
1:R16:1266:THR:OG1	5:P16:684:ARG:NH2	2.45	0.49
5:P:401:ARG:NH2	5:P:404:ILE:HB	2.28	0.49
7:Q:181:ALA:HB3	7:Q:198:TYR:CD2	2.48	0.49
6:O8:288:TRP:CZ3	6:O8:315:TRP:HH2	2.31	0.49
8:L8:608:PHE:O	8:L8:639:ARG:NH2	2.45	0.49
9:K:840:TRP:CH2	9:K:907:ILE:HG13	2.48	0.49
9:K:1180:TRP:CZ2	9:K:1206:LEU:CD1	2.92	0.49
10:C16:297:GLN:OE1	10:C16:320:TRP:NE1	2.37	0.49
10:C16:1163:LEU:CB	10:C16:1166:SER:OG	2.60	0.49
11:A24:48:LYS:HE3	22:I8:313:ASP:OD2	2.12	0.49
11:A24:88:THR:CG2	22:I8:301:LEU:HD21	2.43	0.49
11:A24:322:ARG:NH1	11:A24:351:PHE:HZ	2.11	0.49
10:C24:898:GLN:HE22	10:C24:1138:GLU:CD	2.21	0.49
10:C24:951:PRO:HA	10:C24:958:PHE:HE2	1.77	0.49
10:C24:1547:LYS:HZ3	24:D24:1405:GLY:C	2.20	0.49
12:A:310:GLY:HA3	12:A:313:GLN:OE1	2.12	0.49
12:A:362:ARG:CG	12:A:366:ARG:NH2	2.75	0.49
12:A:388:VAL:CB	12:A:459:ARG:HH12	2.26	0.49
12:A:558:SER:C	12:A:560:MET:N	2.70	0.49
10:C:758:GLN:HE21	10:C:819:GLN:CG	2.24	0.49
10:C:1220:SER:HA	10:C:1225:ARG:NH2	2.28	0.49
10:C8:168:ARG:HH12	10:C8:229:PRO:HA	1.70	0.49
11:A16:198:PRO:CB	11:A16:200:HIS:HE1	2.24	0.49
11:A16:505:PRO:HG3	11:A16:520:HIS:HD2	1.78	0.49
11:A32:51:THR:CG2	22:I24:317:HIS:HB2	2.42	0.49
18:B:1684:TRP:CZ2	18:B:1752:PRO:HG3	2.48	0.49
18:B8:109:MET:HE1	18:B8:120:ALA:HB2	1.94	0.49
18:B8:202:LEU:HD12	18:B8:820:ARG:HH11	1.77	0.49
18:B8:1101:TYR:CE1	18:B8:1105:LEU:CD1	2.93	0.49
19:4:104:GLY:H	19:4:117:ILE:HD12	1.78	0.49
20:E:11:VAL:HG21	20:E:278:GLU:HG3	1.94	0.49
21:H:239:SER:HB3	23:J32:603:LEU:HD21	1.93	0.49
22:I8:328:TYR:CE1	23:J8:717:ILE:CG2	2.95	0.49
21:H16:215:ARG:NH1	21:H16:219:LYS:NZ	2.61	0.49
24:D24:607:ALA:CB	24:D24:715:ARG:HH21	2.26	0.49
24:D32:607:ALA:CB	24:D32:715:ARG:HH21	2.26	0.49

*Continued on next page...*



*Continued from previous page...*

Atom-1	Atom-2	Interatomic distance (Å)	Clash overlap (Å)
10:C32:1078:GLY:O	10:C32:1080:SER:N	2.46	0.49
10:C32:1166:SER:C	10:C32:1168:PRO:N	2.70	0.49
10:C32:1760:GLU:OE2	12:A48:140:TRP:NE1	2.44	0.49
2:M:428:SER:OG	8:L:355:SER:OG	2.01	0.48
3:N:163:ALA:O	3:N:164:PRO:C	2.51	0.48
3:N:167:LEU:HD23	3:N:169:SER:HB2	1.95	0.48
2:M8:200:THR:HG21	3:N8:14:VAL:HB	1.95	0.48
3:N8:116:ILE:HG23	3:N8:177:TYR:CZ	2.47	0.48
1:R16:1123:ASN:OD1	2:M16:834:ASP:HB3	2.12	0.48
2:M16:820:LEU:HG	4:T16:656:TRP:CZ2	2.47	0.48
4:T:167:MET:HE1	4:T:241:PHE:CE1	2.48	0.48
5:P:600:PHE:CD1	5:P:638:SER:HB2	2.48	0.48
6:O:23:ARG:NH2	6:O:37:GLU:OE1	2.46	0.48
5:P8:167:SER:HB3	5:P8:398:LYS:HE3	1.95	0.48
5:P8:233:TYR:CE1	5:P8:237:MET:HE2	2.48	0.48
6:O8:288:TRP:HZ3	6:O8:315:TRP:HH2	1.59	0.48
5:P16:12:GLU:C	5:P16:14:VAL:H	2.15	0.48
6:O16:288:TRP:CZ3	6:O16:315:TRP:HH2	2.31	0.48
6:O16:288:TRP:HZ3	6:O16:315:TRP:HH2	1.59	0.48
6:O16:303:MET:HE1	6:O16:322:GLU:HG3	1.95	0.48
7:Q16:181:ALA:HB3	7:Q16:198:TYR:CD2	2.48	0.48
9:K:994:TYR:CE2	9:K:1023:LEU:HD11	2.48	0.48
11:A24:212:LYS:NZ	11:A24:585:MET:HE1	2.10	0.48
11:A40:1:MET:C	11:A40:3:ASN:H	2.20	0.48
12:A:140:TRP:NE1	10:C:1760:GLU:OE2	2.44	0.48
12:A:273:ARG:NE	12:A:479:LEU:HD23	2.19	0.48
10:C:1078:GLY:O	10:C:1080:SER:N	2.46	0.48
10:C:1133:ILE:CG1	10:C:1152:LYS:HD2	2.43	0.48
10:C:1250:ALA:CB	10:C:1309:ARG:HH12	2.15	0.48
10:C:1616:ILE:C	10:C:1618:SER:N	2.70	0.48
10:C8:705:TYR:O	10:C8:794:LYS:NZ	2.43	0.48
10:C8:1078:GLY:O	10:C8:1080:SER:N	2.46	0.48
10:C8:1488:ILE:HG21	10:C8:1525:VAL:HG13	1.95	0.48
11:A16:1:MET:C	11:A16:3:ASN:H	2.20	0.48
11:A16:36:ASN:OD1	11:A16:39:GLN:HG3	2.13	0.48
11:A32:36:ASN:OD1	11:A32:39:GLN:HG3	2.13	0.48
11:A32:455:LEU:HD23	11:A32:458:ILE:HD12	1.95	0.48
18:B:814:GLU:O	18:B:818:SER:OG	2.30	0.48
20:E:382:HIS:HD2	20:E:476:PHE:CE1	2.30	0.48
21:H:322:LEU:HD22	22:I:300:LEU:CD1	2.43	0.48
21:H8:215:ARG:NH1	21:H8:219:LYS:NZ	2.61	0.48

*Continued on next page...*

*Continued from previous page...*

Atom-1	Atom-2	Interatomic distance (Å)	Clash overlap (Å)
21:H16:269:PHE:CE1	22:I16:205:ARG:CZ	2.90	0.48
10:C32:898:GLN:HE22	10:C32:1138:GLU:CD	2.21	0.48
10:C32:951:PRO:HA	10:C32:958:PHE:HE2	1.77	0.48
12:A48:322:ARG:NH1	12:A48:351:PHE:HZ	2.11	0.48
1:R:1369:LEU:CD1	6:O:211:ASN:OD1	2.59	0.48
2:M:486:MET:HG3	2:M:499:ILE:HD13	1.94	0.48
3:N:9:GLY:C	3:N:36:LYS:HZ1	2.21	0.48
2:M8:625:HIS:NE2	3:N8:225:PRO:CB	2.76	0.48
3:N8:9:GLY:C	3:N8:36:LYS:HZ1	2.20	0.48
5:P:233:TYR:CE1	5:P:237:MET:HE2	2.48	0.48
5:P:578:LEU:CD1	5:P:608:LYS:NZ	2.77	0.48
6:O:175:TRP:HZ3	6:O:185:PRO:HB2	1.78	0.48
5:P8:280:LEU:HB3	5:P8:345:MET:HE1	1.95	0.48
5:P8:578:LEU:CD1	5:P8:608:LYS:NZ	2.77	0.48
6:O8:119:ARG:NH2	6:O8:182:GLU:CB	2.76	0.48
5:P16:201:ILE:HG13	5:P16:211:TYR:CE1	2.48	0.48
6:O16:175:TRP:HZ3	6:O16:185:PRO:HB2	1.78	0.48
8:L:1077:LEU:CD1	9:K:1086:VAL:CG1	2.85	0.48
9:K:845:PHE:CE1	9:K:849:LEU:HD11	2.48	0.48
10:C16:269:ILE:HG23	10:C16:388:TYR:CE1	2.49	0.48
10:C24:297:GLN:OE1	10:C24:320:TRP:NE1	2.37	0.48
10:C24:412:MET:O	10:C24:416:VAL:HG23	2.13	0.48
10:C24:1283:LEU:CD1	10:C24:1357:LEU:HD11	2.40	0.48
10:C:412:MET:O	10:C:416:VAL:HG23	2.13	0.48
10:C8:556:VAL:CG1	10:C8:565:ARG:CZ	2.77	0.48
10:C8:1017:HIS:NE2	10:C8:1139:ARG:HD3	2.27	0.48
10:C8:1757:GLN:OE1	16:A8:136:LEU:HD23	2.11	0.48
11:A16:36:ASN:HD21	22:I:293:LYS:HE3	1.75	0.48
11:A16:643:SER:O	11:A16:659:ARG:HD2	2.12	0.48
11:A16:714:GLY:C	24:D16:1398:ARG:NH2	2.69	0.48
11:A32:48:LYS:HE3	22:I24:313:ASP:OD2	2.12	0.48
11:A32:362:ARG:CG	11:A32:366:ARG:NH2	2.75	0.48
11:A32:587:VAL:HG22	11:A32:627:ILE:HD13	1.95	0.48
18:B:202:LEU:HD12	18:B:820:ARG:HH11	1.78	0.48
18:B:243:GLY:HA2	18:B:248:SER:OG	2.13	0.48
18:B:399:SER:OG	18:B:444:VAL:O	2.24	0.48
18:B:990:PRO:C	18:B:992:TRP:N	2.70	0.48
18:B8:1133:THR:C	18:B8:1135:ASP:H	2.21	0.48
18:B8:1273:GLU:O	18:B8:1276:LYS:HG3	2.13	0.48
18:B8:1684:TRP:CZ2	18:B8:1752:PRO:HG3	2.48	0.48
19:4:294:SER:C	19:4:296:GLY:H	2.20	0.48

*Continued on next page...*

*Continued from previous page...*

Atom-1	Atom-2	Interatomic distance (Å)	Clash overlap (Å)
19:4:361:ASP:OD2	19:4:363:SER:OG	2.26	0.48
19:48:14:GLU:OE2	19:48:439:LEU:HD22	2.13	0.48
19:48:86:LYS:O	19:48:90:GLN:HB2	2.13	0.48
20:E8:382:HIS:HD2	20:E8:476:PHE:CE1	2.30	0.48
21:H24:269:PHE:CE1	22:I24:205:ARG:CZ	2.90	0.48
24:D:607:ALA:CB	24:D:715:ARG:HH21	2.26	0.48
24:D16:607:ALA:CB	24:D16:715:ARG:HH21	2.26	0.48
10:C32:412:MET:O	10:C32:416:VAL:HG23	2.13	0.48
10:C32:1163:LEU:CB	10:C32:1166:SER:OG	2.60	0.48
10:C32:1757:GLN:OE1	12:A48:136:LEU:HD23	2.11	0.48
12:A48:587:VAL:HG21	12:A48:636:PHE:CE1	2.41	0.48
12:A48:587:VAL:HG22	12:A48:627:ILE:HD13	1.94	0.48
2:M:349:ASP:C	2:M:351:ALA:H	2.09	0.48
2:M8:328:THR:O	2:M8:329:GLU:C	2.53	0.48
2:M8:351:ALA:HB2	8:L8:219:ILE:CG2	2.33	0.48
2:M8:540:TYR:CD1	2:M8:555:LEU:HD22	2.46	0.48
2:M8:783:TRP:O	8:L16:472:GLU:OE1	2.31	0.48
1:R16:1420:PHE:O	1:R16:1423:SER:OG	2.32	0.48
5:P:322:CYS:SG	13:V:763:LYS:HD3	2.51	0.48
9:K8:788:LEU:HD22	9:K8:856:ILE:CD1	2.20	0.48
9:K8:840:TRP:CH2	9:K8:907:ILE:HG13	2.48	0.48
9:K8:850:LEU:HD11	9:K8:864:ILE:HG22	1.96	0.48
10:C16:460:TRP:CD1	10:C16:495:LYS:HZ3	2.32	0.48
10:C16:667:ILE:CB	10:C16:670:GLU:H	2.26	0.48
11:A24:257:GLN:CD	11:A24:263:ASP:OD1	2.51	0.48
10:C24:390:HIS:ND1	10:C24:452:LEU:HB3	2.26	0.48
10:C24:758:GLN:HE21	10:C24:819:GLN:CG	2.24	0.48
10:C24:1137:SER:HB3	10:C24:1143:LEU:HD12	1.96	0.48
11:A40:322:ARG:NH1	11:A40:351:PHE:HZ	2.11	0.48
12:A:505:PRO:HG3	12:A:520:HIS:HD2	1.78	0.48
10:C:586:PRO:CD	10:C:650:ARG:HH12	2.10	0.48
10:C8:1133:ILE:CG1	10:C8:1152:LYS:HD2	2.43	0.48
10:C8:1220:SER:HA	10:C8:1225:ARG:NH2	2.28	0.48
10:C8:1293:THR:HG23	10:C8:1369:LEU:HD13	1.96	0.48
11:A32:1:MET:C	11:A32:3:ASN:H	2.20	0.48
11:A32:54:ASN:CB	11:A32:59:GLN:HE22	2.21	0.48
11:A32:154:ILE:HG23	18:B8:1851:VAL:HG21	1.95	0.48
18:B:603:PHE:HB3	18:B:619:ARG:NH2	2.29	0.48
18:B:1013:VAL:O	18:B:1017:THR:HG22	2.14	0.48
18:B:1098:MET:HE2	18:B:1139:LYS:HA	1.95	0.48
18:B:1273:GLU:O	18:B:1276:LYS:HG3	2.13	0.48

*Continued on next page...*

*Continued from previous page...*

Atom-1	Atom-2	Interatomic distance (Å)	Clash overlap (Å)
18:B:1527:THR:O	18:B:1531:TRP:CD1	2.67	0.48
18:B8:1529:GLU:OE1	24:D32:1411:ASN:HB3	2.12	0.48
19:4:117:ILE:HG13	19:4:150:LEU:CD2	2.44	0.48
21:H8:253:ARG:NH1	23:J8:614:ASP:OD1	2.47	0.48
21:H8:322:LEU:HD22	22:I8:300:LEU:CD1	2.43	0.48
24:D:436:LEU:HD11	24:D:472:ILE:HD12	1.94	0.48
10:C32:1220:SER:HA	10:C32:1225:ARG:NH2	2.28	0.48
10:C32:1293:THR:CG2	10:C32:1369:LEU:HD13	2.42	0.48
10:C32:1616:ILE:C	10:C32:1618:SER:N	2.70	0.48
12:A48:505:PRO:HG3	12:A48:520:HIS:HD2	1.78	0.48
12:A48:643:SER:O	12:A48:659:ARG:HD2	2.13	0.48
1:R:1418:GLU:OE2	6:O:159:SER:HB3	2.13	0.48
2:M:820:LEU:HG	4:T:656:TRP:CZ2	2.48	0.48
3:N:2:PRO:C	3:N:3:GLY:O	2.56	0.48
5:P:12:GLU:CD	5:P:78:GLY:H	2.22	0.48
5:P:394:ASN:O	5:P:396:SER:N	2.29	0.48
7:Q8:10:VAL:HG21	7:Q8:327:LEU:CD2	2.43	0.48
9:K:1110:GLN:HE22	9:K:1127:PHE:H	1.62	0.48
9:K8:738:GLN:OE1	9:K8:756:ASN:HB2	2.13	0.48
10:C16:300:VAL:CG1	10:C16:317:ARG:CG	2.88	0.48
10:C16:717:GLU:O	10:C16:718:HIS:C	2.41	0.48
11:A24:505:PRO:HG3	11:A24:520:HIS:HD2	1.78	0.48
11:A24:778:ILE:HD13	11:A24:816:ALA:HB2	1.95	0.48
10:C24:754:MET:CE	10:C24:819:GLN:HB3	2.42	0.48
10:C24:1591:LYS:NZ	11:A40:139:ASP:OD2	2.34	0.48
11:A40:587:VAL:HG22	11:A40:627:ILE:HD13	1.95	0.48
12:A:198:PRO:CB	12:A:200:HIS:HE1	2.24	0.48
12:A:778:ILE:HD13	12:A:816:ALA:HB2	1.95	0.48
13:V:832:LEU:O	13:V:833:ASN:C	2.54	0.48
10:C:390:HIS:CG	10:C:452:LEU:CB	2.95	0.48
10:C:764:ILE:HD13	10:C:781:VAL:HG21	1.94	0.48
10:C:1033:GLY:C	10:C:1218:ARG:NH2	2.70	0.48
10:C:1137:SER:HB3	10:C:1143:LEU:HD12	1.96	0.48
10:C:1293:THR:HG23	10:C:1369:LEU:HD13	1.96	0.48
10:C:1549:VAL:O	10:C:1553:VAL:HG23	2.13	0.48
10:C8:460:TRP:CD1	10:C8:495:LYS:HZ3	2.31	0.48
11:A16:28:SER:C	11:A16:30:PHE:N	2.70	0.48
11:A16:455:LEU:HD23	11:A16:458:ILE:HD12	1.95	0.48
11:A16:471:ASN:O	11:A16:473:GLY:N	2.45	0.48
11:A16:718:THR:CG2	24:D16:1398:ARG:NH1	2.61	0.48
11:A32:505:PRO:HG3	11:A32:520:HIS:HD2	1.78	0.48

*Continued on next page...*

*Continued from previous page...*

Atom-1	Atom-2	Interatomic distance (Å)	Clash overlap (Å)
18:B:1123:ASN:O	18:B:1124:GLY:C	2.49	0.48
18:B8:1013:VAL:O	18:B8:1017:THR:HG22	2.14	0.48
18:B8:1102:LYS:NZ	18:B8:1354:ASP:CG	2.60	0.48
18:B8:1527:THR:O	18:B8:1531:TRP:CD1	2.67	0.48
18:B8:1649:SER:OG	18:B8:1653:LEU:HD12	2.14	0.48
20:E:39:SER:O	20:E:39:SER:OG	2.27	0.48
19:48:346:ILE:CG2	19:48:347:ALA:N	2.77	0.48
20:E8:494:ILE:HD13	20:E8:507:LEU:HB3	1.94	0.48
21:H:149:HIS:CD2	23:J32:565:ALA:HB3	2.48	0.48
22:I24:178:LEU:HD12	23:J24:599:LEU:HD22	1.95	0.48
22:I24:210:LYS:C	22:I16:139:GLN:HE22	2.20	0.48
21:H16:253:ARG:NH1	23:J16:614:ASP:OD1	2.47	0.48
10:C32:1285:VAL:HG21	10:C32:1738:MET:HE2	0.51	0.48
1:R:979:GLN:OE1	24:D:1438:ALA:CA	2.59	0.48
1:R:1449:TRP:CZ3	2:M:160:LEU:HD11	2.37	0.48
2:M:335:ALA:O	2:M:336:SER:C	2.51	0.48
3:N:26:ILE:HD11	3:N:40:VAL:HG21	1.95	0.48
2:M16:328:THR:O	2:M16:329:GLU:C	2.53	0.48
2:M16:503:TYR:CD1	2:M16:507:LEU:HD12	2.47	0.48
4:T16:167:MET:HE1	4:T16:241:PHE:CE1	2.48	0.48
6:O:111:LEU:HD11	6:O:129:SER:HA	1.96	0.48
6:O8:60:VAL:HG22	6:O8:76:VAL:O	2.14	0.48
6:O8:111:LEU:HD11	6:O8:129:SER:HA	1.96	0.48
9:K8:908:PHE:HB3	9:K8:957:ILE:HG12	1.95	0.48
9:K8:1093:SER:O	9:K8:1097:VAL:HG23	2.12	0.48
10:C16:898:GLN:HE22	10:C16:1138:GLU:CD	2.21	0.48
11:A24:471:ASN:O	11:A24:473:GLY:N	2.45	0.48
11:A24:558:SER:C	11:A24:560:MET:N	2.70	0.48
11:A24:743:ARG:HH22	24:D16:699:HIS:CD2	2.31	0.48
10:C24:37:PHE:N	10:C24:38:PRO:HD2	2.28	0.48
10:C24:855:VAL:HB	10:C24:856:PRO:HD3	1.94	0.48
10:C24:1002:LEU:HD23	10:C24:1012:ARG:NH1	2.26	0.48
10:C24:1250:ALA:CB	10:C24:1309:ARG:HH11	2.23	0.48
10:C24:1549:VAL:O	10:C24:1553:VAL:HG23	2.13	0.48
11:A40:778:ILE:HD13	11:A40:816:ALA:HB2	1.95	0.48
12:A:257:GLN:CD	12:A:263:ASP:OD1	2.51	0.48
12:A:305:LEU:HD12	12:A:317:ALA:HB2	1.96	0.48
14:W:351:CYS:HG	14:W:373:TRP:CD1	2.31	0.48
15:J:658:LEU:HA	15:J:661:MET:HE3	1.94	0.48
10:C:460:TRP:CD1	10:C:495:LYS:HZ3	2.31	0.48
10:C8:37:PHE:N	10:C8:38:PRO:HD2	2.28	0.48

*Continued on next page...*

*Continued from previous page...*

Atom-1	Atom-2	Interatomic distance (Å)	Clash overlap (Å)
10:C8:1111:SER:OG	10:C8:1114:TYR:HD2	1.94	0.48
10:C8:1166:SER:C	10:C8:1168:PRO:N	2.70	0.48
17:F:72:SER:C	17:F:74:ILE:N	2.69	0.48
11:A32:36:ASN:HD21	22:I24:293:LYS:HE3	1.76	0.48
11:A32:388:VAL:CG2	11:A32:459:ARG:HH22	2.26	0.48
18:B:113:TYR:C	18:B:114:GLY:O	2.57	0.48
18:B:287:MET:HE3	18:B:297:GLY:HA3	1.95	0.48
18:B:1133:THR:C	18:B:1135:ASP:N	2.72	0.48
18:B8:1360:SER:O	18:B8:1361:ALA:C	2.52	0.48
19:48:286:TRP:CG	20:E8:163:ILE:HG23	2.49	0.48
23:J8:686:MET:SD	23:J8:694:ARG:CZ	3.01	0.48
22:I16:203:GLN:OE1	22:I16:209:TRP:HZ2	1.94	0.48
22:I16:368:VAL:HG22	23:J16:591:LYS:HD2	1.95	0.48
24:D24:1328:ASN:HD21	24:D32:729:LEU:HD23	1.78	0.48
24:D40:607:ALA:CB	24:D40:715:ARG:HH21	2.26	0.48
10:C32:664:ASN:O	10:C32:668:ALA:N	2.42	0.48
12:A48:388:VAL:CG2	12:A48:459:ARG:HH22	2.26	0.48
1:R:1033:LYS:HG2	24:D:1436:ARG:NE	2.24	0.48
3:N:26:ILE:HD12	3:N:40:VAL:CG2	2.44	0.48
1:R8:1188:TYR:CE1	24:D40:1459:LEU:CD1	2.97	0.48
4:T8:167:MET:HE1	4:T8:241:PHE:CE1	2.48	0.48
5:P:499:TYR:CE1	5:P:527:LYS:HD3	2.49	0.48
5:P:655:LEU:HD23	5:P:663:LEU:CD1	2.44	0.48
6:O:173:VAL:HG22	6:O:189:LEU:HD12	1.92	0.48
7:Q:10:VAL:HG21	7:Q:327:LEU:CD2	2.43	0.48
7:Q:341:GLN:CG	10:C8:751:ARG:HH11	2.11	0.48
5:P8:313:TRP:CZ2	5:P8:317:ILE:HD11	2.49	0.48
6:O16:282:GLU:CB	6:O16:284:TRP:CZ2	2.93	0.48
9:K8:1110:GLN:HE22	9:K8:1127:PHE:H	1.62	0.48
10:C16:855:VAL:HB	10:C16:856:PRO:HD3	1.94	0.48
11:A24:468:VAL:CG2	24:D16:1100:GLN:HB3	2.41	0.48
10:C24:667:ILE:CB	10:C24:670:GLU:H	2.27	0.48
10:C24:1695:LEU:CD2	23:J24:722:LEU:HD21	2.43	0.48
10:C24:1812:GLU:HA	10:C24:1819:LEU:HD12	1.96	0.48
12:A:587:VAL:HG21	12:A:636:PHE:CE1	2.41	0.48
14:W:645:HIS:CE1	15:J:572:ASP:OD1	2.63	0.48
10:C:269:ILE:HG23	10:C:388:TYR:CE1	2.49	0.48
10:C:945:LEU:O	10:C:993:HIS:HE1	1.95	0.48
10:C:951:PRO:HA	10:C:958:PHE:HE2	1.77	0.48
10:C:1167:PHE:C	10:C:1169:ASN:N	2.70	0.48
10:C:1767:LEU:CD1	10:C:1832:MET:HE3	2.44	0.48

*Continued on next page...*



*Continued from previous page...*

Atom-1	Atom-2	Interatomic distance (Å)	Clash overlap (Å)
10:C8:798:VAL:HG12	10:C8:802:TRP:CD2	2.49	0.48
11:A16:72:ILE:HD13	21:H:348:ALA:HA	1.95	0.48
18:B:783:LYS:HE2	24:D16:1064:GLY:HA2	1.89	0.48
18:B:1182:LEU:HB3	18:B:1202:ILE:HD13	1.94	0.48
18:B:1276:LYS:HG2	18:B:1291:LEU:O	2.13	0.48
18:B:1618:HIS:ND1	18:B:1622:ILE:CD1	2.74	0.48
18:B8:746:LEU:HB2	18:B8:767:VAL:HG11	1.95	0.48
18:B8:1182:LEU:HB3	18:B8:1202:ILE:HD13	1.94	0.48
19:4:111:LYS:HE2	20:E:517:PHE:CD2	2.47	0.48
20:E8:448:LYS:O	20:E8:451:ILE:HB	2.13	0.48
22:I16:300:LEU:CG	23:J16:689:LEU:HD21	2.41	0.48
23:J16:733:ALA:HA	23:J16:734:PRO:HD3	1.47	0.48
10:C32:667:ILE:CB	10:C32:670:GLU:H	2.27	0.48
1:R:1445:GLU:HG3	2:M:168:LEU:HD12	1.96	0.48
1:R8:1265:PHE:CD2	5:P8:684:ARG:CZ	2.96	0.48
2:M8:417:ARG:HH12	8:L8:398:ALA:CB	2.26	0.48
2:M8:584:VAL:HG12	2:M8:584:VAL:O	2.13	0.48
3:N16:26:ILE:HD12	3:N16:40:VAL:CG2	2.43	0.48
5:P:201:ILE:HG13	5:P:211:TYR:CE1	2.48	0.48
6:O:23:ARG:CZ	6:O:37:GLU:OE1	2.61	0.48
5:P8:655:LEU:HD23	5:P8:663:LEU:CD1	2.44	0.48
5:P16:313:TRP:CZ2	5:P16:317:ILE:HD11	2.48	0.48
6:O16:60:VAL:HG22	6:O16:76:VAL:O	2.14	0.48
8:L8:1069:LEU:CD1	9:K8:1086:VAL:HG11	2.36	0.48
10:C16:1477:GLN:HG2	24:D8:1407:PHE:CD1	2.49	0.48
10:C16:1549:VAL:O	10:C16:1553:VAL:HG23	2.13	0.48
10:C16:1659:ASP:O	10:C16:1661:LEU:N	2.46	0.48
10:C16:1814:LYS:HZ3	23:J32:738:MET:CG	2.26	0.48
10:C24:705:TYR:O	10:C24:794:LYS:NZ	2.44	0.48
10:C24:827:VAL:HG12	10:C24:870:ASP:HB3	1.96	0.48
10:C24:1258:LEU:CA	10:C24:1323:LEU:CD1	2.90	0.48
11:A40:36:ASN:OD1	11:A40:39:GLN:HG3	2.13	0.48
11:A40:558:SER:C	11:A40:560:MET:N	2.70	0.48
11:A40:809:VAL:N	11:A40:810:PRO:CD	2.77	0.48
12:A:455:LEU:HD23	12:A:458:ILE:HD12	1.95	0.48
14:W:739:ARG:NH2	15:J:664:GLN:CD	2.72	0.48
10:C:89:LEU:HD11	10:C:123:TRP:HE1	1.79	0.48
10:C:667:ILE:CB	10:C:670:GLU:H	2.27	0.48
10:C:898:GLN:HE21	10:C:1138:GLU:CD	2.19	0.48
10:C:1250:ALA:CB	10:C:1309:ARG:HH11	2.23	0.48
10:C:1708:ARG:HH21	10:C:1733:ARG:NH2	2.10	0.48

*Continued on next page...*



*Continued from previous page...*

Atom-1	Atom-2	Interatomic distance (Å)	Clash overlap (Å)
10:C:1812:GLU:HA	10:C:1819:LEU:HD12	1.96	0.48
10:C8:182:ASP:CB	10:C8:183:PRO:HD2	2.31	0.48
10:C8:1282:CYS:HA	10:C8:1738:MET:CE	2.41	0.48
10:C8:1549:VAL:O	10:C8:1553:VAL:HG23	2.13	0.48
10:C8:1767:LEU:CD1	10:C8:1832:MET:HE3	2.44	0.48
11:A16:703:ALA:HA	24:D16:1398:ARG:HD2	1.90	0.48
11:A32:72:ILE:HD11	21:H24:348:ALA:HA	1.94	0.48
17:F16:72:SER:C	17:F16:74:ILE:N	2.69	0.48
18:B:268:GLN:HE22	18:B:323:GLU:HG2	1.79	0.48
18:B:968:PHE:CG	18:B:1040:MET:CE	2.96	0.48
18:B8:932:THR:HA	18:B8:998:LEU:HD12	1.95	0.48
18:B8:990:PRO:C	18:B8:992:TRP:N	2.71	0.48
19:4:163:ALA:HB2	19:4:218:LEU:CD1	2.44	0.48
20:E:480:MET:CE	20:E:493:TRP:CE3	2.95	0.48
22:I:300:LEU:HD11	23:J32:689:LEU:HD21	1.91	0.48
21:H8:154:VAL:CG1	21:H8:188:ARG:HE	2.27	0.48
21:H16:149:HIS:CD2	23:J16:565:ALA:HB3	2.48	0.48
24:D8:1330:ARG:HE	24:D8:1332:GLU:HB2	1.78	0.48
10:C32:37:PHE:N	10:C32:38:PRO:HD2	2.28	0.48
10:C32:754:MET:CE	10:C32:819:GLN:HB3	2.42	0.48
12:A48:305:LEU:HD12	12:A48:317:ALA:HB2	1.96	0.48
12:A48:558:SER:C	12:A48:560:MET:N	2.70	0.48
2:M:632:VAL:CG2	3:N:222:LEU:O	2.61	0.48
2:M8:328:THR:HG21	2:M8:350:SER:HB2	1.94	0.48
1:R16:1442:THR:HG21	3:N16:13:ILE:HD11	1.77	0.48
4:T:228:ALA:HB2	4:T:263:LYS:HE2	1.95	0.48
6:O:288:TRP:CZ3	6:O:315:TRP:HH2	2.31	0.48
6:O8:173:VAL:HG22	6:O8:189:LEU:HD12	1.92	0.48
6:O8:175:TRP:HZ3	6:O8:185:PRO:HB2	1.78	0.48
5:P16:499:TYR:CE1	5:P16:527:LYS:HD3	2.49	0.48
5:P16:578:LEU:CD1	5:P16:608:LYS:NZ	2.76	0.48
5:P16:655:LEU:HD23	5:P16:663:LEU:CD1	2.44	0.48
6:O16:111:LEU:HD11	6:O16:129:SER:HA	1.96	0.48
9:K:1150:GLU:OE1	9:K:1212:ARG:NH2	2.47	0.48
10:C16:764:ILE:HD13	10:C16:781:VAL:HG21	1.94	0.48
10:C16:1767:LEU:CD1	10:C16:1832:MET:HE3	2.44	0.48
11:A24:809:VAL:N	11:A24:810:PRO:CD	2.77	0.48
10:C24:269:ILE:HG23	10:C24:388:TYR:CE1	2.49	0.48
10:C24:1293:THR:HG23	10:C24:1369:LEU:HD13	1.96	0.48
13:V:755:LYS:HD2	15:J:564:GLN:NE2	2.28	0.48
14:W:473:ARG:HH21	14:W:558:LEU:HD12	1.79	0.48

*Continued on next page...*

*Continued from previous page...*

Atom-1	Atom-2	Interatomic distance (Å)	Clash overlap (Å)
10:C:420:TYR:CZ	10:C:435:SER:HB3	2.48	0.48
10:C:1285:VAL:HG21	10:C:1738:MET:HE2	0.50	0.48
10:C:1659:ASP:O	10:C:1661:LEU:N	2.46	0.48
10:C8:553:LEU:HD23	10:C8:595:THR:CG2	2.44	0.48
10:C8:1002:LEU:HD23	10:C8:1012:ARG:NH1	2.26	0.48
11:A16:676:TYR:CZ	24:D16:1395:SER:HB3	2.43	0.48
11:A32:305:LEU:HD12	11:A32:317:ALA:HB2	1.95	0.48
18:B:746:LEU:HB2	18:B:767:VAL:HG11	1.95	0.48
18:B8:638:ALA:HA	18:B8:699:MET:CE	2.41	0.48
18:B8:1031:TRP:CE3	18:B8:1041:LEU:HD22	2.48	0.48
18:B8:1098:MET:HE2	18:B8:1139:LYS:HA	1.95	0.48
18:B8:1553:SER:OG	18:B8:1556:SER:CB	2.62	0.48
19:4:14:GLU:OE2	19:4:439:LEU:HD22	2.14	0.48
19:4:103:GLN:CD	19:4:411:LEU:CD1	2.81	0.48
20:E:350:GLU:O	20:E:352:PHE:N	2.47	0.48
20:E:353:ILE:CG1	20:E:413:PHE:CD2	2.87	0.48
20:E:440:VAL:O	20:E:442:LYS:N	2.46	0.48
19:48:163:ALA:HB2	19:48:218:LEU:CD1	2.44	0.48
20:E8:162:ILE:HG13	20:E8:163:ILE:HG13	1.96	0.48
20:E8:174:GLY:HA3	20:E8:236:HIS:NE2	2.29	0.48
21:H24:253:ARG:NH1	23:J24:614:ASP:OD1	2.47	0.48
21:H16:326:GLY:C	21:H16:328:THR:H	2.22	0.48
10:C32:269:ILE:HG23	10:C32:388:TYR:CE1	2.49	0.48
10:C32:1133:ILE:CG1	10:C32:1152:LYS:HD2	2.43	0.48
10:C32:1767:LEU:CD1	10:C32:1832:MET:HE3	2.44	0.48
1:R:1428:VAL:HG23	6:O:165:LYS:HZ1	1.75	0.48
3:N:19:MET:CE	3:N:23:GLY:HA2	2.40	0.48
3:N8:178:LYS:HE2	3:N8:192:LYS:HD2	1.95	0.48
5:P:47:ASN:CG	5:P:471:SER:HG	2.09	0.48
5:P:451:LYS:HD2	6:O:312:ASN:O	2.13	0.48
5:P8:451:LYS:HD2	6:O8:312:ASN:O	2.13	0.48
5:P16:12:GLU:CD	5:P16:78:GLY:H	2.22	0.48
5:P16:167:SER:HB3	5:P16:398:LYS:HE3	1.94	0.48
5:P16:451:LYS:HD2	6:O16:312:ASN:O	2.13	0.48
8:L:1038:MET:CE	8:L:1054:HIS:NE2	2.77	0.48
8:L16:1058:ILE:CG2	9:K16:1083:ILE:CD1	2.92	0.48
8:L16:1058:ILE:HG23	9:K16:1083:ILE:CD1	2.44	0.48
10:C16:667:ILE:HD12	10:C16:697:HIS:ND1	2.24	0.48
10:C16:1812:GLU:HA	10:C16:1819:LEU:HD12	1.95	0.48
10:C24:1547:LYS:CD	24:D24:1406:SER:N	2.66	0.48
10:C24:1733:ARG:NE	21:H24:275:LYS:HE2	2.19	0.48

*Continued on next page...*

*Continued from previous page...*

Atom-1	Atom-2	Interatomic distance (Å)	Clash overlap (Å)
11:A40:88:THR:CG2	22:I16:301:LEU:HD21	2.43	0.48
11:A40:257:GLN:CD	11:A40:263:ASP:OD1	2.51	0.48
11:A40:362:ARG:CG	11:A40:366:ARG:NH2	2.75	0.48
12:A:820:LEU:HD22	12:A:830:ILE:HG23	1.96	0.48
15:J:722:LEU:HD22	10:C8:1623:ILE:CG1	2.37	0.48
10:C:470:HIS:CD2	10:C:508:ILE:HD11	2.44	0.48
10:C:1282:CYS:HA	10:C:1738:MET:CE	2.41	0.48
10:C:1599:ASP:CG	10:C:1604:VAL:HG23	2.39	0.48
10:C8:667:ILE:CB	10:C8:670:GLU:H	2.26	0.48
10:C8:667:ILE:HG22	10:C8:670:GLU:H	1.78	0.48
11:A16:362:ARG:CG	11:A16:366:ARG:NH2	2.75	0.48
11:A16:820:LEU:HD22	11:A16:830:ILE:HG23	1.96	0.48
11:A32:148:LEU:CD1	18:B8:1956:ILE:HD13	2.40	0.48
11:A32:558:SER:C	11:A32:560:MET:N	2.70	0.48
18:B:1101:TYR:CE1	18:B:1105:LEU:CD1	2.93	0.48
18:B8:268:GLN:HE22	18:B8:323:GLU:HG2	1.79	0.48
18:B8:1317:THR:O	18:B8:1321:MET:HG2	2.14	0.48
19:4:57:ASN:C	19:4:59:GLY:N	2.72	0.48
19:4:122:GLN:HG2	19:4:140:THR:CG2	2.43	0.48
19:48:57:ASN:C	19:48:59:GLY:N	2.72	0.48
23:J32:686:MET:SD	23:J32:694:ARG:CZ	3.01	0.48
10:C32:1488:ILE:HG21	10:C32:1525:VAL:HG13	1.95	0.48
1:R:1420:PHE:O	1:R:1423:SER:OG	2.32	0.48
1:R8:1445:GLU:HG3	2:M8:168:LEU:HD12	1.96	0.48
2:M8:173:SER:HG	3:N8:234:GLN:HE22	1.58	0.48
1:R16:1266:THR:HG23	5:P16:680:ILE:CG2	2.32	0.48
1:R16:1442:THR:CG2	3:N16:13:ILE:HD12	2.33	0.48
2:M16:200:THR:HG21	3:N16:14:VAL:HB	1.95	0.48
3:N16:222:LEU:CD1	3:N16:270:THR:HA	2.44	0.48
5:P:313:TRP:CZ2	5:P:317:ILE:HD11	2.49	0.48
5:P8:12:GLU:CD	5:P8:78:GLY:H	2.22	0.48
6:O8:180:GLY:O	6:O8:182:GLU:N	2.47	0.48
5:P16:233:TYR:CE1	5:P16:237:MET:HE2	2.48	0.48
5:P16:568:SER:OG	5:P16:581:TRP:NE1	2.47	0.48
7:Q16:10:VAL:HG21	7:Q16:327:LEU:CD2	2.43	0.48
8:L:1096:GLU:OE2	9:K:996:MET:HB3	2.13	0.48
9:K:738:GLN:OE1	9:K:756:ASN:HB2	2.13	0.48
9:K8:1279:GLU:O	9:K8:1280:PHE:C	2.51	0.48
10:C16:827:VAL:HG12	10:C16:870:ASP:HB3	1.96	0.48
10:C16:1541:PHE:CE1	10:C16:1649:LYS:CD	2.89	0.48
10:C24:89:LEU:HD11	10:C24:123:TRP:HE1	1.79	0.48

*Continued on next page...*

*Continued from previous page...*

Atom-1	Atom-2	Interatomic distance (Å)	Clash overlap (Å)
10:C24:667:ILE:HD12	10:C24:697:HIS:ND1	2.24	0.48
10:C24:1394:GLN:OE1	24:D24:1158:SER:OG	2.22	0.48
10:C24:1767:LEU:CD1	10:C24:1832:MET:HE3	2.44	0.48
13:V:790:GLN:HE21	14:W:674:GLN:NE2	1.94	0.48
10:C:919:ASP:H	10:C:927:THR:HG21	1.79	0.48
10:C:1624:LEU:HD22	10:C:1628:SER:HB2	1.92	0.48
10:C8:412:MET:O	10:C8:416:VAL:HG23	2.13	0.48
10:C8:664:ASN:O	10:C8:668:ALA:N	2.42	0.48
10:C8:1599:ASP:CG	10:C8:1604:VAL:HG23	2.39	0.48
11:A16:557:LEU:HD23	11:A16:561:ASP:CB	2.44	0.48
11:A16:707:LEU:HD21	11:A16:767:ARG:HH22	1.59	0.48
11:A32:711:ARG:HG2	11:A32:713:ASP:OD1	2.14	0.48
18:B:789:LEU:HD11	18:B:848:PHE:CE1	2.49	0.48
18:B:846:SER:CB	18:B:899:LYS:HZ3	2.07	0.48
18:B:1031:TRP:CE3	18:B:1041:LEU:HD22	2.48	0.48
18:B:1298:GLN:HG2	18:B:1303:ILE:HD12	1.96	0.48
18:B8:1688:ALA:O	18:B8:1692:VAL:HG23	2.14	0.48
19:4:345:GLU:HB3	19:4:349:LEU:CD1	2.44	0.48
20:E:162:ILE:HG13	20:E:163:ILE:HG13	1.96	0.48
20:E:343:THR:HA	20:E:344:PRO:HD3	1.60	0.48
21:H:322:LEU:CD2	22:I:300:LEU:HD11	2.44	0.48
21:H24:145:TYR:HB3	21:H24:148:GLN:HE21	1.79	0.48
21:H24:154:VAL:CG1	21:H24:188:ARG:HE	2.27	0.48
23:J16:686:MET:SD	23:J16:694:ARG:CZ	3.01	0.48
10:C32:758:GLN:HE21	10:C32:819:GLN:CG	2.24	0.48
10:C32:1282:CYS:HA	10:C32:1738:MET:CE	2.41	0.48
1:R:1175:TYR:CA	1:R:1177:TRP:CZ3	2.79	0.47
1:R:1324:ASP:OD2	10:C:1180:ILE:HB	2.13	0.47
1:R:1340:LEU:HD13	1:R:1354:VAL:HG21	1.96	0.47
1:R:1472:HIS:CE1	1:R:1476:LEU:HD11	2.49	0.47
2:M:246:ALA:C	2:M:290:ILE:CD1	2.86	0.47
2:M:562:PHE:CE2	3:N:295:GLU:OE2	2.67	0.47
2:M:772:PHE:CE1	2:M:776:LEU:HD12	2.49	0.47
1:R8:983:ARG:CZ	24:D40:1364:PRO:O	2.62	0.47
2:M16:411:ILE:CG2	8:L16:397:CYS:SG	3.02	0.47
5:P:85:ASP:HB2	5:P:86:PRO:HD3	1.96	0.47
5:P:280:LEU:HB3	5:P:345:MET:HE1	1.95	0.47
6:O:60:VAL:HG22	6:O:76:VAL:O	2.14	0.47
6:O:282:GLU:CB	6:O:284:TRP:CZ2	2.93	0.47
5:P8:57:PRO:CG	6:O8:29:LEU:HD11	2.44	0.47
5:P16:57:PRO:CG	6:O16:29:LEU:HD11	2.44	0.47

*Continued on next page...*

*Continued from previous page...*

Atom-1	Atom-2	Interatomic distance (Å)	Clash overlap (Å)
6:O16:54:VAL:CG1	6:O16:85:TRP:HE1	2.15	0.47
6:O16:282:GLU:HB2	6:O16:284:TRP:CE2	2.48	0.47
10:C16:1061:ASN:O	10:C16:1063:PRO:CD	2.62	0.47
10:C16:1599:ASP:CG	10:C16:1604:VAL:HG23	2.39	0.47
11:A24:156:MET:CA	11:A24:555:HIS:NE2	2.77	0.47
11:A24:362:ARG:CG	11:A24:366:ARG:NH2	2.75	0.47
11:A24:455:LEU:HD23	11:A24:458:ILE:HD12	1.95	0.47
10:C24:798:VAL:HG12	10:C24:802:TRP:CD2	2.48	0.47
11:A40:803:PRO:CA	24:D24:1401:LEU:CD1	2.91	0.47
12:A:557:LEU:HD23	12:A:561:ASP:CB	2.44	0.47
10:C:381:ILE:CG2	10:C:385:TYR:CZ	2.97	0.47
10:C:979:MET:HE1	10:C:1028:ILE:CB	2.45	0.47
10:C8:269:ILE:HG23	10:C8:388:TYR:CE1	2.49	0.47
10:C8:619:LEU:CB	10:C8:620:PRO:CD	2.79	0.47
10:C8:1061:ASN:O	10:C8:1063:PRO:CD	2.62	0.47
11:A16:388:VAL:CG2	11:A16:459:ARG:HH22	2.26	0.47
11:A16:558:SER:C	11:A16:560:MET:N	2.70	0.47
11:A16:702:GLU:OE1	24:D16:1393:GLY:O	2.31	0.47
11:A16:711:ARG:CD	24:D16:1398:ARG:CG	2.88	0.47
18:B:503:SER:H	18:B:504:PRO:HD3	1.79	0.47
18:B:932:THR:HA	18:B:998:LEU:HD12	1.95	0.47
18:B8:503:SER:H	18:B8:504:PRO:HD3	1.79	0.47
18:B8:1618:HIS:ND1	18:B8:1622:ILE:CD1	2.74	0.47
20:E:197:LEU:HD21	20:E:201:LEU:HD13	1.96	0.47
19:48:295:SER:OG	24:D8:179:PRO:HG2	2.13	0.47
20:E8:350:GLU:O	20:E8:352:PHE:N	2.47	0.47
21:H:215:ARG:NH1	21:H:219:LYS:NZ	2.61	0.47
22:I8:131:ARG:CG	23:J8:557:ARG:CZ	2.64	0.47
22:I8:300:LEU:CG	23:J8:689:LEU:HD21	2.41	0.47
21:H24:149:HIS:CD2	23:J24:565:ALA:HB3	2.48	0.47
21:H24:215:ARG:NH1	21:H24:219:LYS:NZ	2.61	0.47
21:H16:154:VAL:CG1	21:H16:188:ARG:HE	2.27	0.47
24:D:1099:ARG:NH1	24:D:1149:VAL:HG11	2.28	0.47
10:C32:460:TRP:CD1	10:C32:495:LYS:HZ3	2.32	0.47
10:C32:988:GLN:HE21	10:C32:1064:PHE:HE1	1.59	0.47
10:C32:1624:LEU:HD22	10:C32:1628:SER:HB2	1.92	0.47
10:C32:1812:GLU:HA	10:C32:1819:LEU:HD12	1.96	0.47
12:A48:388:VAL:CB	12:A48:459:ARG:HH12	2.26	0.47
12:A48:455:LEU:HD23	12:A48:458:ILE:HD12	1.95	0.47
12:A48:711:ARG:HG2	12:A48:713:ASP:OD1	2.14	0.47
1:R8:1190:VAL:HG22	24:D40:1456:GLU:CB	2.44	0.47

*Continued on next page...*

*Continued from previous page...*

Atom-1	Atom-2	Interatomic distance (Å)	Clash overlap (Å)
1:R8:1239:TRP:CD2	1:R8:1251:LEU:HD13	2.49	0.47
2:M8:562:PHE:CE2	3:N8:295:GLU:OE2	2.67	0.47
2:M8:772:PHE:CZ	2:M8:776:LEU:HD11	2.49	0.47
3:N8:2:PRO:C	3:N8:3:GLY:O	2.56	0.47
1:R16:1239:TRP:CD2	1:R16:1251:LEU:HD13	2.49	0.47
1:R16:1340:LEU:HD13	1:R16:1354:VAL:HG21	1.96	0.47
1:R16:1379:GLN:O	1:R16:1380:LYS:C	2.56	0.47
2:M16:772:PHE:CZ	2:M16:776:LEU:HD11	2.50	0.47
6:O:180:GLY:O	6:O:182:GLU:N	2.47	0.47
8:L8:1038:MET:CE	8:L8:1054:HIS:NE2	2.77	0.47
9:K:847:LEU:HD22	9:K:910:SER:CB	2.43	0.47
9:K:1110:GLN:NE2	9:K:1127:PHE:H	2.11	0.47
9:K8:1150:GLU:OE1	9:K8:1212:ARG:NH2	2.47	0.47
10:C16:37:PHE:N	10:C16:38:PRO:HD2	2.28	0.47
10:C16:1220:SER:HA	10:C16:1225:ARG:NH2	2.28	0.47
10:C16:1293:THR:HG23	10:C16:1369:LEU:HD13	1.96	0.47
11:A24:388:VAL:CB	11:A24:459:ARG:HH12	2.26	0.47
11:A40:305:LEU:HD12	11:A40:317:ALA:HB2	1.96	0.47
11:A40:388:VAL:CB	11:A40:459:ARG:HH12	2.26	0.47
11:A40:557:LEU:HD23	11:A40:561:ASP:CB	2.44	0.47
10:C:37:PHE:N	10:C:38:PRO:HD2	2.28	0.47
10:C8:1033:GLY:C	10:C8:1218:ARG:NH2	2.70	0.47
11:A16:72:ILE:HD11	21:H:348:ALA:HA	1.94	0.47
18:B:475:GLU:O	18:B:479:PRO:HG2	2.14	0.47
18:B:1059:SER:O	18:B:1062:SER:OG	2.25	0.47
18:B:1317:THR:O	18:B:1321:MET:HG2	2.14	0.47
18:B:1553:SER:OG	18:B:1556:SER:CB	2.62	0.47
18:B:1688:ALA:O	18:B:1692:VAL:HG23	2.14	0.47
18:B8:113:TYR:C	18:B8:114:GLY:O	2.57	0.47
18:B8:1342:LEU:CD2	18:B8:1406:ALA:HB3	2.42	0.47
19:4:56:GLU:C	19:4:58:GLU:H	2.21	0.47
19:48:345:GLU:HB3	19:48:349:LEU:CD1	2.44	0.47
20:E8:31:PHE:HE1	20:E8:46:PHE:HZ	1.62	0.47
20:E8:432:ILE:CG2	24:D40:72:GLU:OE1	2.57	0.47
24:D40:749:ARG:HH12	24:D40:964:LEU:C	2.22	0.47
10:C32:381:ILE:CG2	10:C32:385:TYR:CZ	2.97	0.47
10:C32:919:ASP:H	10:C32:927:THR:HG21	1.79	0.47
12:A48:798:PHE:HZ	12:A48:847:ARG:NH1	2.01	0.47
1:R:1194:ARG:O	1:R:1195:ARG:C	2.52	0.47
1:R8:983:ARG:O	24:D40:1360:ALA:HB3	1.97	0.47
1:R8:1420:PHE:O	1:R8:1423:SER:OG	2.32	0.47

*Continued on next page...*



*Continued from previous page...*

Atom-1	Atom-2	Interatomic distance (Å)	Clash overlap (Å)
2:M8:540:TYR:HD1	2:M8:555:LEU:HD22	1.75	0.47
2:M8:651:ARG:HG3	2:M8:664:MET:CE	2.42	0.47
5:P:568:SER:OG	5:P:581:TRP:NE1	2.47	0.47
5:P8:568:SER:OG	5:P8:581:TRP:NE1	2.47	0.47
9:K:1019:ARG:CZ	9:K:1059:ARG:CG	2.92	0.47
10:C16:89:LEU:HD11	10:C16:123:TRP:HE1	1.79	0.47
10:C16:754:MET:CE	10:C16:819:GLN:HB3	2.42	0.47
10:C16:1133:ILE:CG1	10:C16:1152:LYS:HD2	2.43	0.47
10:C16:1530:PHE:CE1	11:A24:132:MET:CE	2.92	0.47
10:C16:1616:ILE:C	10:C16:1618:SER:N	2.70	0.47
10:C16:1708:ARG:NH1	21:H:279:GLU:CB	2.63	0.47
10:C24:1061:ASN:O	10:C24:1063:PRO:CD	2.62	0.47
10:C24:1078:GLY:O	10:C24:1080:SER:N	2.46	0.47
10:C24:1610:MET:HG2	10:C24:1614:LEU:HD12	1.96	0.47
11:A40:390:ALA:HB3	24:D32:1099:ARG:HB2	1.86	0.47
12:A:711:ARG:HG2	12:A:713:ASP:OD1	2.14	0.47
14:W:697:ARG:O	14:W:700:SER:OG	2.27	0.47
10:C:1624:LEU:HD23	10:C:1628:SER:CB	2.38	0.47
10:C8:919:ASP:H	10:C8:927:THR:HG21	1.79	0.47
10:C8:1424:GLN:HE22	10:C8:1478:VAL:CG1	2.27	0.47
11:A32:72:ILE:HD13	21:H24:348:ALA:HA	1.95	0.47
11:A32:445:ASN:ND2	17:F24:65:ARG:NH1	2.59	0.47
18:B:712:PRO:HG3	18:B:759:MET:HE2	1.84	0.47
18:B8:287:MET:HE3	18:B8:297:GLY:HA3	1.96	0.47
18:B8:968:PHE:CG	18:B8:1040:MET:CE	2.96	0.47
20:E8:343:THR:CB	20:E8:344:PRO:HD2	2.44	0.47
21:H:136:TYR:CE2	23:J32:554:LEU:HD13	2.49	0.47
21:H:326:GLY:C	21:H:328:THR:H	2.22	0.47
22:I:333:ARG:NH2	22:I:350:PHE:HB2	2.30	0.47
21:H8:136:TYR:CE2	23:J8:554:LEU:HD13	2.49	0.47
21:H8:154:VAL:HG21	21:H8:188:ARG:NH2	2.30	0.47
21:H16:154:VAL:HG21	21:H16:188:ARG:NH2	2.30	0.47
10:C32:1424:GLN:HE21	10:C32:1478:VAL:HG13	1.71	0.47
10:C32:1659:ASP:O	10:C32:1661:LEU:N	2.46	0.47
2:M:627:TYR:HD1	2:M:631:THR:HG1	1.61	0.47
2:M:739:TYR:CE1	2:M:798:MET:CE	2.97	0.47
2:M16:584:VAL:HG12	2:M16:584:VAL:O	2.13	0.47
7:Q:219:GLY:C	7:Q:221:TRP:N	2.73	0.47
7:Q:235:ILE:HD13	7:Q:243:CYS:CB	2.45	0.47
5:P16:16:PHE:HD1	6:O16:311:LEU:HD12	1.75	0.47
7:Q16:235:ILE:HD13	7:Q16:243:CYS:CB	2.45	0.47

*Continued on next page...*



*Continued from previous page...*

Atom-1	Atom-2	Interatomic distance (Å)	Clash overlap (Å)
9:K:743:ARG:NH2	9:K:772:TYR:CE1	2.82	0.47
10:C16:758:GLN:HE21	10:C16:819:GLN:CG	2.24	0.47
10:C16:847:ARG:HH22	10:C16:912:THR:H	1.62	0.47
10:C16:1283:LEU:CD1	10:C16:1357:LEU:HD11	2.40	0.47
11:A24:440:LEU:HB2	11:A24:443:LEU:HD11	1.75	0.47
10:C24:460:TRP:CD1	10:C24:495:LYS:HZ3	2.32	0.47
10:C24:768:ARG:HH22	10:C24:775:LYS:HG2	1.67	0.47
10:C24:1278:ASP:OD2	21:H24:283:LYS:CA	2.60	0.47
13:V:798:LEU:HD12	15:J:606:ILE:HG12	1.96	0.47
13:V:818:THR:HG23	13:V:824:TRP:CZ2	2.50	0.47
10:C:453:LEU:HD22	10:C:459:LEU:HD21	0.51	0.47
10:C:1154:TRP:NE1	10:C:1158:HIS:CE1	2.82	0.47
10:C:1610:MET:HG2	10:C:1614:LEU:HD12	1.97	0.47
10:C8:89:LEU:HD11	10:C8:123:TRP:HE1	1.79	0.47
10:C8:381:ILE:CG2	10:C8:385:TYR:CZ	2.97	0.47
10:C8:619:LEU:CB	10:C8:620:PRO:HD2	2.23	0.47
10:C8:1812:GLU:HA	10:C8:1819:LEU:HD12	1.96	0.47
11:A32:820:LEU:HD22	11:A32:830:ILE:HG23	1.96	0.47
18:B:7:VAL:HG12	18:B:11:LEU:HD12	1.97	0.47
18:B:1110:LEU:HD13	21:H:323:TYR:CE1	2.47	0.47
18:B:1110:LEU:HD21	21:H:326:GLY:HA2	1.77	0.47
18:B8:729:LEU:CD1	18:B8:1196:MET:SD	3.03	0.47
18:B8:1161:LEU:CD2	18:B8:1403:ILE:HD12	2.41	0.47
19:4:286:TRP:NE1	20:E:163:ILE:HG23	2.28	0.47
19:48:56:GLU:C	19:48:58:GLU:H	2.21	0.47
19:48:286:TRP:NE1	20:E8:163:ILE:HG23	2.28	0.47
19:48:337:HIS:CE1	24:D8:139:GLU:CD	2.93	0.47
20:E8:197:LEU:HD21	20:E8:201:LEU:HD13	1.96	0.47
23:J32:686:MET:CE	23:J32:694:ARG:NE	2.67	0.47
21:H8:326:GLY:C	21:H8:328:THR:H	2.22	0.47
22:I24:203:GLN:N	22:I24:204:PRO:HD2	2.29	0.47
22:I24:333:ARG:NH2	22:I24:350:PHE:HB2	2.30	0.47
23:J24:686:MET:SD	23:J24:694:ARG:CZ	3.01	0.47
24:D24:274:MET:CE	24:D24:321:SER:HB2	2.40	0.47
1:R:768:LEU:HD11	24:D:1362:VAL:O	2.07	0.47
1:R:1239:TRP:CD2	1:R:1251:LEU:HD13	2.49	0.47
3:N:208:LYS:HB2	3:N:241:TRP:HH2	1.80	0.47
1:R8:1449:TRP:CZ3	2:M8:160:LEU:HD11	2.36	0.47
2:M8:415:ASP:OD2	2:M8:456:ARG:NH2	2.43	0.47
2:M16:562:PHE:CE2	3:N16:295:GLU:OE2	2.67	0.47
5:P:251:LYS:CE	14:W:765:LYS:CE	2.83	0.47

*Continued on next page...*

*Continued from previous page...*

Atom-1	Atom-2	Interatomic distance (Å)	Clash overlap (Å)
6:O:173:VAL:CG2	6:O:189:LEU:CD1	2.85	0.47
5:P16:280:LEU:HB3	5:P16:345:MET:HE1	1.95	0.47
8:L16:1026:ARG:CD	9:K16:1284:MET:CB	2.84	0.47
9:K:714:ARG:NH2	9:K:729:VAL:O	2.48	0.47
9:K8:1160:ARG:HH22	9:K8:1220:ASN:ND2	2.10	0.47
10:C16:381:ILE:CG2	10:C16:385:TYR:CZ	2.97	0.47
10:C16:453:LEU:HD22	10:C16:459:LEU:HD21	0.51	0.47
10:C16:1591:LYS:NZ	11:A24:139:ASP:OD2	2.34	0.47
11:A24:305:LEU:HD12	11:A24:317:ALA:HB2	1.96	0.47
11:A24:557:LEU:HD23	11:A24:561:ASP:CB	2.44	0.47
10:C24:300:VAL:CG1	10:C24:317:ARG:CG	2.88	0.47
10:C24:1599:ASP:CG	10:C24:1604:VAL:HG23	2.39	0.47
12:A:557:LEU:CD2	12:A:561:ASP:CB	2.90	0.47
14:W:370:VAL:HG21	14:W:474:ILE:HD13	1.97	0.47
10:C:553:LEU:HD23	10:C:595:THR:CG2	2.44	0.47
10:C:988:GLN:HE21	10:C:1064:PHE:HE1	1.59	0.47
10:C8:827:VAL:HG12	10:C8:870:ASP:HB3	1.96	0.47
10:C8:1488:ILE:CG2	10:C8:1525:VAL:HG13	2.45	0.47
18:B8:366:ALA:HB1	18:B8:369:SER:OG	2.15	0.47
18:B8:628:VAL:HA	18:B8:631:LEU:HD12	1.95	0.47
18:B8:789:LEU:HD11	18:B8:848:PHE:CE1	2.49	0.47
18:B8:1660:SER:HA	18:B8:1724:MET:HE1	1.96	0.47
19:48:444:HIS:C	19:48:446:LEU:H	2.23	0.47
22:I:178:LEU:HD12	23:J32:599:LEU:HD22	1.95	0.47
21:H8:145:TYR:HB3	21:H8:148:GLN:HE21	1.79	0.47
21:H8:322:LEU:CD2	22:I8:300:LEU:HD11	2.44	0.47
21:H24:154:VAL:HG21	21:H24:188:ARG:NH2	2.30	0.47
23:J16:686:MET:CE	23:J16:694:ARG:NE	2.67	0.47
24:D8:853:MET:CB	24:D8:885:TYR:CE2	2.84	0.47
10:C32:572:ILE:C	10:C32:574:PRO:HD2	2.40	0.47
10:C32:798:VAL:HG12	10:C32:802:TRP:CD2	2.48	0.47
10:C32:827:VAL:HG12	10:C32:870:ASP:HB3	1.96	0.47
10:C32:1488:ILE:CG2	10:C32:1525:VAL:HG13	2.45	0.47
1:R:1079:ASP:OD1	5:P:713:LEU:HB3	2.14	0.47
1:R:1428:VAL:HG13	1:R:1431:ARG:HE	1.79	0.47
2:M8:544:LEU:HD21	2:M8:586:ALA:HB3	1.91	0.47
3:N8:26:ILE:HD12	3:N8:40:VAL:CG2	2.44	0.47
3:N8:260:THR:OG1	3:N8:261:PRO:HD2	2.15	0.47
3:N16:202:CYS:O	3:N16:204:PRO:O	2.33	0.47
5:P:57:PRO:CG	6:O:29:LEU:HD11	2.44	0.47
6:O:282:GLU:HB2	6:O:284:TRP:CE2	2.49	0.47

*Continued on next page...*

*Continued from previous page...*

Atom-1	Atom-2	Interatomic distance (Å)	Clash overlap (Å)
5:P8:201:ILE:HG13	5:P8:211:TYR:CE1	2.48	0.47
5:P8:614:VAL:HG21	5:P8:629:ARG:NE	2.29	0.47
6:O16:133:LEU:HD11	6:O16:153:PHE:CE1	2.47	0.47
9:K:879:CYS:HB3	9:K:900:TYR:CE2	2.50	0.47
9:K8:716:ALA:HB1	10:C32:503:THR:CG2	2.43	0.47
10:C16:764:ILE:CD1	10:C16:781:VAL:CG2	2.86	0.47
10:C16:1453:ARG:HH12	24:D8:1150:GLY:HA3	1.79	0.47
10:C24:1477:GLN:CG	24:D24:1407:PHE:CD1	2.98	0.47
11:A40:156:MET:HE1	11:A40:555:HIS:C	2.39	0.47
11:A40:711:ARG:HG2	11:A40:713:ASP:OD1	2.14	0.47
11:A40:743:ARG:HH22	24:D32:699:HIS:CE1	2.30	0.47
12:A:643:SER:HA	12:A:682:LEU:CD2	2.45	0.47
13:V:850:LEU:HD21	15:J:662:THR:HA	1.97	0.47
14:W:638:VAL:CG2	15:J:561:PHE:CZ	2.97	0.47
10:C:281:ASP:OD2	24:D:1398:ARG:CG	2.63	0.47
10:C:386:ASN:O	10:C:390:HIS:HD2	1.89	0.47
10:C:572:ILE:C	10:C:574:PRO:HD2	2.40	0.47
10:C:827:VAL:HG12	10:C:870:ASP:HB3	1.96	0.47
10:C:1488:ILE:HG21	10:C:1525:VAL:HG13	1.96	0.47
10:C:1708:ARG:HH21	10:C:1733:ARG:CZ	2.27	0.47
11:A32:711:ARG:CD	24:D32:1398:ARG:CG	2.91	0.47
11:A32:809:VAL:N	11:A32:810:PRO:CD	2.77	0.47
18:B:1424:LEU:HD23	18:B:1490:ILE:CD1	2.45	0.47
18:B8:1806:HIS:C	18:B8:1808:GLY:H	2.22	0.47
18:B8:1911:LEU:CB	18:B8:1960:LEU:HD12	2.45	0.47
19:4:346:ILE:CG2	19:4:347:ALA:N	2.77	0.47
20:E:174:GLY:HA3	20:E:236:HIS:NE2	2.29	0.47
20:E:447:ILE:HG22	20:E:451:ILE:HB	1.97	0.47
20:E8:473:LEU:CD2	20:E8:480:MET:SD	3.01	0.47
21:H:145:TYR:HB3	21:H:148:GLN:HE21	1.79	0.47
21:H:154:VAL:CG1	21:H:188:ARG:HE	2.27	0.47
21:H:154:VAL:HG21	21:H:188:ARG:NH2	2.30	0.47
21:H:322:LEU:CG	22:I:300:LEU:HD11	2.39	0.47
23:J8:686:MET:CE	23:J8:694:ARG:NE	2.67	0.47
21:H16:136:TYR:CE2	23:J16:554:LEU:HD13	2.49	0.47
21:H16:321:SER:O	21:H16:323:TYR:CD1	2.68	0.47
12:A48:259:ILE:HG23	12:A48:276:LEU:HD22	1.96	0.47
12:A48:557:LEU:HD23	12:A48:561:ASP:CB	2.44	0.47
1:R:1360:GLN:O	10:C:608:ASP:OD2	2.32	0.47
2:M:200:THR:HG21	3:N:14:VAL:HB	1.95	0.47
2:M:415:ASP:OD2	2:M:456:ARG:NH2	2.43	0.47

*Continued on next page...*

*Continued from previous page...*

Atom-1	Atom-2	Interatomic distance (Å)	Clash overlap (Å)
2:M:625:HIS:HE2	3:N:225:PRO:CA	2.26	0.47
2:M:772:PHE:CZ	2:M:776:LEU:HD11	2.50	0.47
3:N:260:THR:OG1	3:N:261:PRO:HD2	2.15	0.47
1:R8:1379:GLN:O	1:R8:1380:LYS:C	2.56	0.47
2:M8:417:ARG:HG3	8:L8:298:PHE:HD2	1.79	0.47
2:M8:772:PHE:CE1	2:M8:776:LEU:HD12	2.49	0.47
3:N8:167:LEU:HD23	3:N8:169:SER:HB2	1.95	0.47
1:R16:1428:VAL:HG13	1:R16:1431:ARG:HE	1.79	0.47
2:M16:739:TYR:CE1	2:M16:798:MET:CE	2.97	0.47
3:N16:116:ILE:HG23	3:N16:177:TYR:CZ	2.47	0.47
3:N16:163:ALA:O	3:N16:164:PRO:C	2.51	0.47
3:N16:260:THR:OG1	3:N16:261:PRO:HD2	2.14	0.47
5:P:12:GLU:CG	5:P:78:GLY:H	2.28	0.47
5:P:159:ILE:HD11	5:P:214:LEU:HB2	1.97	0.47
7:Q8:235:ILE:HD13	7:Q8:243:CYS:CB	2.45	0.47
5:P16:85:ASP:HB2	5:P16:86:PRO:HD3	1.96	0.47
5:P16:607:PHE:CG	5:P16:629:ARG:NH1	2.82	0.47
9:K:614:PHE:C	9:K:683:GLN:HE21	2.10	0.47
9:K:897:LEU:HD22	9:K:901:TRP:CZ2	2.50	0.47
9:K:1160:ARG:HH22	9:K:1220:ASN:ND2	2.11	0.47
9:K8:1091:ALA:C	9:K8:1093:SER:H	2.21	0.47
9:K8:1153:ALA:C	9:K8:1220:ASN:ND2	2.63	0.47
9:K8:1249:MET:HG2	9:K8:1254:PHE:CZ	2.47	0.47
9:K16:1180:TRP:CG	9:K16:1261:MET:HE3	2.50	0.47
10:C16:572:ILE:C	10:C16:574:PRO:HD2	2.40	0.47
10:C16:798:VAL:HG12	10:C16:802:TRP:CD2	2.48	0.47
10:C16:919:ASP:H	10:C16:927:THR:HG21	1.79	0.47
10:C16:1271:PHE:HD1	10:C16:1273:GLY:H	1.54	0.47
10:C16:1283:LEU:CD2	10:C16:1287:MET:HE2	2.45	0.47
10:C16:1637:PHE:CE1	11:A24:136:LEU:CD1	2.90	0.47
10:C24:381:ILE:CG2	10:C24:385:TYR:CZ	2.97	0.47
10:C24:386:ASN:O	10:C24:449:GLU:OE2	2.32	0.47
10:C24:1133:ILE:CG1	10:C24:1152:LYS:HD2	2.43	0.47
10:C24:1337:LEU:HD23	11:A40:126:ARG:HH11	1.80	0.47
10:C24:1394:GLN:NE2	24:D24:1158:SER:HB2	2.29	0.47
10:C24:1424:GLN:HE22	10:C24:1478:VAL:CG1	2.27	0.47
10:C24:1616:ILE:O	10:C24:1618:SER:N	2.46	0.47
11:A40:455:LEU:HD23	11:A40:458:ILE:HD12	1.95	0.47
12:A:131:TYR:CG	10:C:1469:HIS:HB2	2.50	0.47
12:A:809:VAL:N	12:A:810:PRO:CD	2.77	0.47
13:V:776:LEU:HD22	14:W:660:LEU:HD12	1.97	0.47

*Continued on next page...*

*Continued from previous page...*

Atom-1	Atom-2	Interatomic distance (Å)	Clash overlap (Å)
14:W:680:ARG:HB3	15:J:603:LEU:CD2	2.45	0.47
10:C:979:MET:CE	10:C:1028:ILE:CB	2.90	0.47
10:C:1703:ILE:CD1	10:C:1741:MET:HE2	2.42	0.47
11:A16:90:PHE:CA	18:B:1800:ARG:HH22	2.16	0.47
11:A16:288:HIS:CB	11:A16:354:ARG:NH1	2.71	0.47
11:A16:809:VAL:N	11:A16:810:PRO:CD	2.77	0.47
11:A32:557:LEU:CD2	11:A32:561:ASP:CB	2.90	0.47
18:B:583:ARG:CZ	18:B:711:CYS:SG	3.03	0.47
18:B:603:PHE:HB3	18:B:619:ARG:CZ	2.40	0.47
18:B:628:VAL:HA	18:B:631:LEU:HD12	1.95	0.47
18:B:850:GLU:C	18:B:852:THR:H	2.23	0.47
18:B:973:ASP:O	18:B:974:SER:C	2.52	0.47
18:B:1094:MET:CE	18:B:1145:TRP:CH2	2.98	0.47
18:B:1130:LEU:HD23	18:B:1132:TRP:CD1	2.46	0.47
18:B:1161:LEU:HG	18:B:1403:ILE:HD13	1.96	0.47
18:B:1360:SER:O	18:B:1361:ALA:C	2.53	0.47
18:B:1806:HIS:C	18:B:1808:GLY:H	2.22	0.47
18:B8:195:MET:HG2	18:B8:199:LEU:HB3	1.97	0.47
18:B8:1424:LEU:HD23	18:B8:1490:ILE:CD1	2.45	0.47
18:B8:1439:LYS:HZ1	24:D32:1257:ASN:CG	2.23	0.47
19:4:311:PHE:CE2	19:4:393:VAL:HG21	2.50	0.47
20:E:31:PHE:HE1	20:E:46:PHE:HZ	1.62	0.47
20:E:473:LEU:CD2	20:E:480:MET:SD	3.01	0.47
19:48:117:ILE:HG13	19:48:150:LEU:CD2	2.44	0.47
19:48:122:GLN:HG2	19:48:140:THR:CG2	2.43	0.47
20:E8:434:TRP:CE2	24:D40:72:GLU:HB2	2.46	0.47
20:E8:440:VAL:O	20:E8:442:LYS:N	2.46	0.47
21:H:253:ARG:NH1	23:J32:614:ASP:OD1	2.47	0.47
21:H24:255:LEU:HD21	22:I24:265:THR:HG21	1.97	0.47
21:H24:322:LEU:CD2	22:I24:300:LEU:HD11	2.44	0.47
22:I24:300:LEU:HD22	23:J24:689:LEU:CD2	2.42	0.47
24:D:1099:ARG:NH1	24:D:1149:VAL:CG1	2.77	0.47
10:C32:768:ARG:HH22	10:C32:775:LYS:HG2	1.67	0.47
10:C32:847:ARG:HH22	10:C32:912:THR:H	1.62	0.47
10:C32:1061:ASN:O	10:C32:1063:PRO:CD	2.62	0.47
10:C32:1616:ILE:O	10:C32:1618:SER:N	2.46	0.47
10:C32:1708:ARG:HH21	10:C32:1733:ARG:CZ	2.27	0.47
10:C32:1821:VAL:CG1	12:A48:144:LYS:CE	2.93	0.47
12:A48:354:ARG:HA	12:A48:452:TRP:CE2	2.50	0.47
12:A48:809:VAL:N	12:A48:810:PRO:CD	2.77	0.47
1:R:1335:ILE:CG1	10:C:1170:VAL:HG11	2.44	0.47

*Continued on next page...*

*Continued from previous page...*

Atom-1	Atom-2	Interatomic distance (Å)	Clash overlap (Å)
1:R:1434:VAL:HG21	3:N:151:VAL:O	2.15	0.47
2:M:762:LEU:CD1	2:M:813:ASN:ND2	2.77	0.47
3:N:236:GLY:HA2	3:N:260:THR:O	2.15	0.47
1:R8:634:ARG:CD	4:T8:160:HIS:HE1	2.03	0.47
2:M8:820:LEU:CD2	4:T8:656:TRP:CZ2	2.98	0.47
3:N8:222:LEU:CD1	3:N8:270:THR:HA	2.44	0.47
3:N16:19:MET:CE	3:N16:23:GLY:HA2	2.40	0.47
3:N16:26:ILE:HD11	3:N16:40:VAL:HG21	1.95	0.47
5:P8:12:GLU:CG	5:P8:78:GLY:H	2.28	0.47
7:Q8:219:GLY:C	7:Q8:221:TRP:N	2.73	0.47
6:O16:173:VAL:CG2	6:O16:189:LEU:CD1	2.85	0.47
9:K8:897:LEU:HD22	9:K8:901:TRP:CZ2	2.50	0.47
10:C16:319:ALA:HA	10:C16:392:LEU:HD11	1.97	0.47
10:C16:573:GLU:N	10:C16:574:PRO:HD2	2.30	0.47
10:C16:966:CYS:HA	10:C16:1025:LEU:HD13	1.93	0.47
10:C16:1469:HIS:HB2	11:A24:131:TYR:CG	2.50	0.47
10:C16:1703:ILE:CD1	10:C16:1741:MET:HE2	2.42	0.47
10:C16:1708:ARG:HH21	10:C16:1733:ARG:CZ	2.27	0.47
10:C16:1708:ARG:CB	10:C16:1730:ILE:CD1	2.93	0.47
11:A24:155:SER:OG	11:A24:555:HIS:CE1	2.67	0.47
11:A24:820:LEU:HD22	11:A24:830:ILE:HG23	1.96	0.47
10:C24:265:PHE:CE1	10:C24:389:LEU:HD12	2.50	0.47
10:C24:1488:ILE:HG21	10:C24:1525:VAL:HG13	1.96	0.47
10:C24:1703:ILE:CD1	10:C24:1741:MET:HE2	2.42	0.47
13:V:773:LEU:HD21	15:J:582:LEU:CD1	2.45	0.47
14:W:656:GLN:HE21	15:J:579:ARG:HB2	1.76	0.47
10:C:168:ARG:HH12	10:C:228:ARG:C	2.23	0.47
10:C:798:VAL:HG12	10:C:802:TRP:CD2	2.49	0.47
10:C:1708:ARG:CB	10:C:1730:ILE:CD1	2.93	0.47
10:C8:394:SER:CA	10:C8:458:VAL:HG11	2.44	0.47
10:C8:572:ILE:C	10:C8:574:PRO:HD2	2.40	0.47
11:A16:140:TRP:HB2	18:B:1832:LYS:NZ	2.30	0.47
11:A16:305:LEU:HD12	11:A16:317:ALA:HB2	1.96	0.47
11:A32:354:ARG:HA	11:A32:452:TRP:CE2	2.50	0.47
18:B:366:ALA:HB1	18:B:369:SER:OG	2.15	0.47
18:B:1342:LEU:CD2	18:B:1406:ALA:HB3	2.42	0.47
18:B:1649:SER:OG	18:B:1653:LEU:HD12	2.14	0.47
18:B8:508:ALA:O	18:B8:510:GLN:N	2.48	0.47
18:B8:1094:MET:CE	18:B8:1145:TRP:CH2	2.98	0.47
19:4:23:GLN:O	19:4:24:ASN:OD1	2.33	0.47
20:E:197:LEU:CD2	20:E:201:LEU:HD13	2.45	0.47

*Continued on next page...*



*Continued from previous page...*

Atom-1	Atom-2	Interatomic distance (Å)	Clash overlap (Å)
19:48:59:GLY:C	19:48:61:GLU:N	2.73	0.47
20:E8:197:LEU:CD2	20:E8:201:LEU:HD13	2.45	0.47
20:E8:353:ILE:CD1	20:E8:413:PHE:O	2.63	0.47
21:H:255:LEU:HD21	22:I:265:THR:HG21	1.97	0.47
21:H8:215:ARG:NH1	21:H8:219:LYS:HZ2	2.13	0.47
22:I8:203:GLN:N	22:I8:204:PRO:HD2	2.29	0.47
21:H16:145:TYR:HB3	21:H16:148:GLN:HE21	1.79	0.47
10:C32:667:ILE:HG22	10:C32:670:GLU:H	1.80	0.47
1:R:1188:TYR:OH	24:D:1459:LEU:HB3	2.14	0.47
1:R:1424:LYS:NZ	6:O:134:ARG:NH2	2.57	0.47
2:M:625:HIS:CD2	3:N:225:PRO:CB	2.98	0.47
1:R8:1434:VAL:HG21	3:N8:151:VAL:O	2.15	0.47
2:M16:820:LEU:CD2	4:T16:656:TRP:CZ2	2.98	0.47
2:M16:851:LEU:CD2	4:T16:653:GLN:CG	2.85	0.47
5:P:25:LEU:HD21	6:O:322:GLU:OE2	2.15	0.47
5:P:247:GLU:N	5:P:247:GLU:CD	2.70	0.47
5:P:285:PRO:HG2	5:P:310:ARG:HA	1.95	0.47
5:P8:25:LEU:HD21	6:O8:322:GLU:OE2	2.15	0.47
5:P8:499:TYR:CE1	5:P8:527:LYS:HD3	2.49	0.47
6:O8:173:VAL:CG2	6:O8:189:LEU:CD1	2.85	0.47
6:O16:180:GLY:O	6:O16:182:GLU:N	2.47	0.47
8:L8:605:MET:CG	8:L8:631:LEU:CD1	2.92	0.47
9:K8:1051:GLU:O	9:K8:1053:MET:N	2.48	0.47
10:C16:265:PHE:CE1	10:C16:389:LEU:HD12	2.50	0.47
10:C24:664:ASN:O	10:C24:668:ALA:N	2.42	0.47
11:A40:820:LEU:HD22	11:A40:830:ILE:HG23	1.96	0.47
12:A:465:SER:C	12:A:467:SER:N	2.72	0.47
13:V:828:ASN:HD21	14:W:705:HIS:CE1	2.32	0.47
10:C:144:ASP:CB	10:C:147:LEU:HD12	2.44	0.47
10:C8:643:LEU:CB	10:C8:679:ARG:HH22	2.05	0.47
10:C8:1069:TYR:HA	10:C8:1070:PRO:HD3	1.65	0.47
10:C8:1616:ILE:O	10:C8:1618:SER:N	2.46	0.47
11:A32:36:ASN:HD22	22:I24:293:LYS:HZ3	1.56	0.47
11:A32:526:GLY:C	11:A32:528:GLY:H	2.23	0.47
18:B:907:SER:OG	18:B:910:TYR:HB2	2.15	0.47
18:B:968:PHE:CD1	18:B:999:LEU:HD12	2.50	0.47
18:B:1911:LEU:CB	18:B:1960:LEU:HD12	2.45	0.47
18:B8:7:VAL:HG12	18:B8:11:LEU:HD12	1.97	0.47
18:B8:583:ARG:CZ	18:B8:711:CYS:SG	3.03	0.47
18:B8:904:ALA:HB2	18:B8:917:PHE:CZ	2.49	0.47
18:B8:1496:GLY:CA	24:D32:1302:ASP:OD2	2.63	0.47

*Continued on next page...*



*Continued from previous page...*

Atom-1	Atom-2	Interatomic distance (Å)	Clash overlap (Å)
19:4:444:HIS:C	19:4:446:LEU:H	2.23	0.47
20:E:353:ILE:CD1	20:E:413:PHE:O	2.63	0.47
22:I:196:VAL:HG22	23:J32:620:MET:HE3	1.96	0.47
21:H8:228:LEU:CD2	23:J8:592:VAL:CG1	2.92	0.47
24:D32:642:VAL:CG2	24:D40:631:ARG:NH2	2.64	0.47
24:D40:749:ARG:NH1	24:D40:964:LEU:HA	2.29	0.47
10:C32:168:ARG:HH12	10:C32:228:ARG:C	2.23	0.47
10:C32:1599:ASP:CG	10:C32:1604:VAL:HG23	2.39	0.47
10:C32:1610:MET:HG2	10:C32:1614:LEU:HD12	1.97	0.47
12:A48:526:GLY:C	12:A48:528:GLY:H	2.23	0.47
12:A48:778:ILE:HD13	12:A48:816:ALA:HB2	1.95	0.47
1:R:979:GLN:CB	24:D:1438:ALA:HB3	2.45	0.47
1:R:1124:TRP:CH2	4:T:669:PRO:CG	2.96	0.47
2:M:250:LEU:HD23	2:M:287:TYR:CG	2.50	0.47
2:M:328:THR:O	2:M:329:GLU:C	2.53	0.47
3:N:202:CYS:O	3:N:204:PRO:O	2.33	0.47
1:R8:1472:HIS:CE1	1:R8:1476:LEU:HD11	2.50	0.47
2:M16:772:PHE:CE1	2:M16:776:LEU:HD12	2.49	0.47
5:P:507:GLN:HE21	7:Q:136:ARG:NH2	2.13	0.47
5:P16:25:LEU:HD21	6:O16:322:GLU:OE2	2.15	0.47
7:Q16:219:GLY:C	7:Q16:221:TRP:N	2.73	0.47
8:L16:1038:MET:CE	8:L16:1054:HIS:NE2	2.77	0.47
9:K8:975:MET:HA	9:K8:985:PHE:CE1	2.48	0.47
9:K16:894:LYS:CE	9:K16:1057:GLU:HB3	2.37	0.47
10:C16:16:LEU:HD22	10:C16:139:ARG:HH12	1.80	0.47
10:C16:803:ARG:HH21	10:C16:808:PRO:CG	2.28	0.47
10:C16:1137:SER:HB3	10:C16:1143:LEU:HD12	1.96	0.47
11:A24:711:ARG:HG2	11:A24:713:ASP:OD1	2.14	0.47
10:C24:229:PRO:HG2	10:C24:270:THR:CG2	2.45	0.47
10:C24:572:ILE:C	10:C24:574:PRO:HD2	2.40	0.47
10:C24:729:SER:C	10:C24:731:GLN:N	2.73	0.47
10:C24:803:ARG:HH21	10:C24:808:PRO:CG	2.28	0.47
10:C24:847:ARG:HH22	10:C24:912:THR:H	1.62	0.47
10:C24:919:ASP:H	10:C24:927:THR:HG21	1.79	0.47
11:A40:259:ILE:HG23	11:A40:276:LEU:HD22	1.96	0.47
11:A40:354:ARG:HA	11:A40:452:TRP:CE2	2.49	0.47
11:A40:557:LEU:CD2	11:A40:561:ASP:CB	2.90	0.47
13:V:836:LEU:CD2	14:W:716:PHE:CE1	2.98	0.47
13:V:840:ARG:NH2	14:W:719:GLU:OE1	2.48	0.47
13:V:854:LEU:HD21	14:W:734:SER:CB	2.41	0.47
15:J:688:PRO:O	15:J:692:VAL:HG23	2.15	0.47

*Continued on next page...*

*Continued from previous page...*

Atom-1	Atom-2	Interatomic distance (Å)	Clash overlap (Å)
10:C:847:ARG:HH22	10:C:912:THR:H	1.63	0.47
10:C:1283:LEU:CD2	10:C:1287:MET:HE2	2.45	0.47
10:C8:1137:SER:HB3	10:C8:1143:LEU:HD12	1.95	0.47
11:A16:90:PHE:CG	18:B:1788:ILE:CD1	2.86	0.47
11:A16:711:ARG:HG2	11:A16:713:ASP:OD1	2.14	0.47
11:A32:557:LEU:HD23	11:A32:561:ASP:CB	2.44	0.47
18:B:195:MET:HG2	18:B:199:LEU:HB3	1.97	0.47
18:B:618:VAL:HG11	18:B:621:VAL:HG21	1.97	0.47
18:B:1571:HIS:CG	24:D16:1407:PHE:HB2	2.06	0.47
18:B8:475:GLU:O	18:B8:479:PRO:HG2	2.14	0.47
18:B8:1298:GLN:HG2	18:B8:1303:ILE:HD12	1.96	0.47
22:I24:196:VAL:HG22	23:J24:620:MET:HE3	1.97	0.47
21:H16:322:LEU:CD2	22:I16:300:LEU:HD11	2.44	0.47
22:I16:203:GLN:N	22:I16:204:PRO:HD2	2.29	0.47
24:D24:1330:ARG:HG3	24:D24:1331:ASP:N	2.29	0.47
10:C32:1017:HIS:CD2	10:C32:1139:ARG:HD3	2.50	0.47
10:C32:1137:SER:HB3	10:C32:1143:LEU:HD12	1.96	0.47
10:C32:1293:THR:HG23	10:C32:1369:LEU:HD13	1.96	0.47
12:A48:212:LYS:HE3	12:A48:585:MET:HE3	1.76	0.47
2:M16:411:ILE:HG21	8:L16:397:CYS:SG	2.55	0.46
3:N16:208:LYS:HB2	3:N16:241:TRP:HH2	1.80	0.46
6:O:119:ARG:NH2	6:O:182:GLU:CA	2.57	0.46
7:Q:33:ARG:HH22	7:Q:345:ASP:HB3	1.78	0.46
5:P8:175:MET:CE	5:P8:433:LEU:HD23	2.43	0.46
9:K:1113:ILE:HD13	9:K:1136:CYS:SG	2.55	0.46
9:K8:879:CYS:HB3	9:K8:900:TYR:CE2	2.50	0.46
10:C16:144:ASP:CB	10:C16:147:LEU:HD12	2.44	0.46
10:C16:1337:LEU:HD23	11:A24:126:ARG:HH11	1.80	0.46
10:C16:1610:MET:HG2	10:C16:1614:LEU:HD12	1.97	0.46
10:C24:238:TYR:CZ	10:C24:313:ILE:HD13	2.50	0.46
10:C:265:PHE:CE1	10:C:389:LEU:HD12	2.50	0.46
10:C8:1610:MET:HG2	10:C8:1614:LEU:HD12	1.97	0.46
11:A32:72:ILE:HD13	21:H24:348:ALA:CB	2.45	0.46
18:B:567:LEU:HD13	18:B:627:SER:HB3	1.96	0.46
18:B:1660:SER:HA	18:B:1724:MET:HE1	1.96	0.46
18:B8:907:SER:OG	18:B8:910:TYR:HB2	2.15	0.46
18:B8:968:PHE:CD1	18:B8:999:LEU:HD12	2.50	0.46
18:B8:1733:SER:O	18:B8:1871:GLN:NE2	2.48	0.46
21:H24:363:MET:O	21:H24:367:VAL:HG23	2.15	0.46
21:H16:363:MET:O	21:H16:367:VAL:HG23	2.15	0.46
24:D40:274:MET:HE3	24:D40:321:SER:CB	2.42	0.46

*Continued on next page...*

*Continued from previous page...*

Atom-1	Atom-2	Interatomic distance (Å)	Clash overlap (Å)
24:D40:865:VAL:HG21	24:D40:932:ARG:HH12	1.80	0.46
10:C32:764:ILE:HD13	10:C32:781:VAL:HG21	1.94	0.46
10:C32:1507:LEU:C	10:C32:1509:SER:N	2.67	0.46
1:R8:1124:TRP:HH2	4:T8:669:PRO:CA	2.28	0.46
2:M8:739:TYR:CE1	2:M8:798:MET:CE	2.97	0.46
3:N8:236:GLY:HA2	3:N8:260:THR:O	2.15	0.46
1:R16:1124:TRP:HH2	4:T16:669:PRO:CA	2.28	0.46
1:R16:1438:TRP:NE1	3:N16:58:PRO:HG2	2.31	0.46
5:P8:507:GLN:HE21	7:Q8:136:ARG:NH2	2.13	0.46
5:P16:34:SER:OG	5:P16:55:ARG:NH2	2.48	0.46
8:L8:1081:MET:HG3	9:K8:1087:ALA:HB2	1.97	0.46
9:K:1028:GLN:OE1	9:K:1040:THR:OG1	2.31	0.46
9:K:1277:ALA:O	9:K:1278:GLU:C	2.56	0.46
9:K8:601:VAL:CG1	9:K8:673:SER:HB3	2.38	0.46
10:C16:123:TRP:CZ2	10:C16:127:ARG:HD2	2.50	0.46
10:C16:238:TYR:CZ	10:C16:313:ILE:HD13	2.50	0.46
10:C16:1188:TRP:CZ2	10:C16:1192:ARG:HD2	2.51	0.46
10:C16:1547:LYS:HE2	24:D8:1405:GLY:HA2	1.97	0.46
11:A24:72:ILE:HD13	21:H8:348:ALA:HA	1.95	0.46
10:C24:123:TRP:CZ2	10:C24:127:ARG:HD2	2.50	0.46
10:C24:168:ARG:HH12	10:C24:228:ARG:C	2.23	0.46
10:C24:1002:LEU:HD11	10:C24:1016:LEU:CD2	2.45	0.46
11:A40:20:LEU:HD11	21:H16:346:THR:HG23	1.91	0.46
11:A40:72:ILE:HD13	21:H16:348:ALA:CB	2.45	0.46
12:A:354:ARG:HA	12:A:452:TRP:CE2	2.50	0.46
10:C:1188:TRP:CZ2	10:C:1192:ARG:HD2	2.51	0.46
10:C8:1002:LEU:HD11	10:C8:1016:LEU:CD2	2.45	0.46
10:C8:1708:ARG:HH21	10:C8:1733:ARG:CZ	2.27	0.46
11:A32:703:ALA:CA	24:D32:1398:ARG:CD	2.84	0.46
18:B:729:LEU:CD1	18:B:1196:MET:SD	3.03	0.46
18:B:1161:LEU:CD2	18:B:1403:ILE:HD12	2.41	0.46
18:B8:1515:LEU:HD21	18:B8:1563:PHE:CB	2.45	0.46
18:B8:1668:PHE:CE2	18:B8:1731:PHE:CD2	3.00	0.46
18:B8:1714:MET:O	18:B8:1718:ASP:HB2	2.15	0.46
18:B8:1749:LEU:C	18:B8:1781:VAL:HG13	2.37	0.46
19:48:16:ASN:O	19:48:17:ARG:HB2	2.15	0.46
19:48:311:PHE:CE2	19:48:393:VAL:HG21	2.50	0.46
19:48:417:ASP:OD1	19:48:423:PRO:HB3	2.15	0.46
20:E8:24:ILE:HB	20:E8:25:PRO:CD	2.45	0.46
20:E8:123:CYS:SG	20:E8:135:ILE:CG2	2.99	0.46
22:I8:196:VAL:HG22	23:J8:620:MET:HE3	1.97	0.46

*Continued on next page...*

*Continued from previous page...*

Atom-1	Atom-2	Interatomic distance (Å)	Clash overlap (Å)
22:I8:333:ARG:NH2	22:I8:350:PHE:HB2	2.30	0.46
21:H24:326:GLY:C	21:H24:328:THR:H	2.22	0.46
10:C32:1283:LEU:CD2	10:C32:1287:MET:HE2	2.45	0.46
10:C32:1352:GLN:HE22	10:C32:1357:LEU:CD1	2.29	0.46
12:A48:198:PRO:CB	12:A48:200:HIS:HE1	2.24	0.46
1:R:1139:ARG:CD	1:R:1157:ARG:NH2	2.66	0.46
3:N8:208:LYS:HB2	3:N8:241:TRP:HH2	1.80	0.46
1:R16:1445:GLU:HG3	2:M16:168:LEU:HD12	1.96	0.46
1:R16:1472:HIS:CE1	1:R16:1476:LEU:HD11	2.49	0.46
2:M16:401:ARG:HH21	8:L16:381:GLU:HB3	1.66	0.46
3:N16:158:TRP:CZ2	3:N16:179:LEU:HD21	2.48	0.46
5:P8:85:ASP:HB2	5:P8:86:PRO:HD3	1.97	0.46
5:P16:503:VAL:HG11	5:P16:528:LEU:HD22	1.98	0.46
9:K8:700:MET:HE1	9:K8:767:LEU:HD13	1.95	0.46
9:K8:727:ASP:C	9:K8:729:VAL:N	2.73	0.46
9:K8:806:LEU:HD12	9:K8:874:VAL:CG1	2.44	0.46
9:K8:1180:TRP:CZ2	9:K8:1206:LEU:CD1	2.92	0.46
9:K16:975:MET:HG2	9:K16:985:PHE:CE1	2.51	0.46
10:C16:229:PRO:HG2	10:C16:270:THR:CG2	2.45	0.46
10:C16:1278:ASP:OD1	21:H:282:GLU:HG2	2.16	0.46
11:A24:354:ARG:HA	11:A24:452:TRP:CE2	2.50	0.46
10:C24:168:ARG:HH22	10:C24:227:ASP:C	2.23	0.46
10:C24:277:SER:O	10:C24:280:SER:N	2.35	0.46
10:C24:319:ALA:HA	10:C24:392:LEU:HD11	1.98	0.46
10:C24:1352:GLN:HE22	10:C24:1357:LEU:CD1	2.29	0.46
10:C24:1708:ARG:HH21	10:C24:1733:ARG:CZ	2.27	0.46
10:C24:1708:ARG:CB	10:C24:1730:ILE:CD1	2.93	0.46
13:V:783:TRP:CZ2	14:W:671:GLU:CB	2.98	0.46
14:W:698:LEU:HD21	15:J:621:GLU:HA	1.96	0.46
10:C:62:ILE:HD13	10:C:95:VAL:HG21	1.97	0.46
10:C:803:ARG:HH21	10:C:808:PRO:CG	2.28	0.46
10:C:837:ARG:NH2	10:C:890:ASP:O	2.49	0.46
10:C8:123:TRP:CZ2	10:C8:127:ARG:HD2	2.50	0.46
10:C8:238:TYR:CZ	10:C8:313:ILE:HD13	2.51	0.46
10:C8:453:LEU:HD22	10:C8:459:LEU:HD21	0.51	0.46
10:C8:758:GLN:HE21	10:C8:819:GLN:CG	2.24	0.46
10:C8:1283:LEU:CD2	10:C8:1287:MET:HE2	2.45	0.46
10:C8:1337:LEU:HD23	16:A8:126:ARG:HH11	1.80	0.46
11:A16:782:PRO:C	11:A16:783:PHE:CG	2.93	0.46
18:B:499:ILE:HD11	18:B:545:VAL:CG2	2.41	0.46
18:B:508:ALA:O	18:B:510:GLN:N	2.48	0.46

*Continued on next page...*

*Continued from previous page...*

Atom-1	Atom-2	Interatomic distance (Å)	Clash overlap (Å)
18:B:1098:MET:HE1	18:B:1142:PHE:CB	2.45	0.46
18:B:1749:LEU:C	18:B:1781:VAL:HG13	2.36	0.46
18:B8:615:GLU:C	18:B8:617:ASP:N	2.73	0.46
19:4:16:ASN:O	19:4:17:ARG:HB2	2.15	0.46
20:E8:440:VAL:C	20:E8:442:LYS:N	2.74	0.46
21:H:217:ARG:HH21	23:J32:586:GLU:CD	2.23	0.46
21:H8:267:LYS:HZ3	23:J8:631:GLU:CD	1.98	0.46
23:J8:686:MET:CE	23:J8:694:ARG:HH21	2.10	0.46
21:H24:136:TYR:CE2	23:J24:554:LEU:HD13	2.49	0.46
21:H16:228:LEU:CD2	23:J16:592:VAL:CG1	2.92	0.46
22:I16:333:ARG:NH2	22:I16:350:PHE:HB2	2.30	0.46
24:D16:552:VAL:HG21	24:D16:592:ILE:HD11	1.97	0.46
24:D16:1099:ARG:O	24:D16:1099:ARG:CG	2.63	0.46
24:D40:552:VAL:HG21	24:D40:592:ILE:HD11	1.97	0.46
10:C32:238:TYR:CZ	10:C32:313:ILE:HD13	2.50	0.46
12:A48:388:VAL:CG1	12:A48:392:SER:HB2	2.46	0.46
1:R:1428:VAL:HB	6:O:165:LYS:HZ2	1.79	0.46
2:M:762:LEU:CD2	2:M:813:ASN:HD22	2.29	0.46
2:M8:358:LEU:N	2:M8:359:PRO:CD	2.79	0.46
3:N16:236:GLY:HA2	3:N16:260:THR:O	2.15	0.46
5:P:34:SER:OG	5:P:55:ARG:NH2	2.48	0.46
5:P:220:GLU:OE2	5:P:232:ARG:NH2	2.49	0.46
5:P:398:LYS:CD	5:P:426:MET:CE	2.94	0.46
5:P:592:SER:HG	5:P:598:LEU:CD1	2.07	0.46
5:P8:34:SER:OG	5:P8:55:ARG:NH2	2.48	0.46
6:O8:282:GLU:HB2	6:O8:284:TRP:CE2	2.49	0.46
6:O16:5:MET:CE	6:O16:46:PHE:CE2	2.99	0.46
9:K:850:LEU:HD11	9:K:864:ILE:HG22	1.96	0.46
9:K:994:TYR:HD2	9:K:1023:LEU:CD1	2.23	0.46
9:K:1039:ASP:CG	9:K:1096:LYS:HZ1	2.16	0.46
9:K:1048:GLN:HB3	9:K:1049:ASP:H	1.55	0.46
9:K8:798:LEU:HB3	9:K8:842:ILE:HD11	1.97	0.46
10:C16:54:ARG:HE	10:C16:81:LEU:HD22	1.80	0.46
10:C16:705:TYR:O	10:C16:794:LYS:NZ	2.43	0.46
10:C16:1352:GLN:HE22	10:C16:1357:LEU:CD1	2.29	0.46
11:A24:691:ALA:HA	24:D8:1397:THR:HG21	1.97	0.46
10:C24:16:LEU:HD22	10:C24:139:ARG:HH12	1.81	0.46
10:C24:453:LEU:HD22	10:C24:459:LEU:HD21	0.51	0.46
10:C24:573:GLU:N	10:C24:574:PRO:HD2	2.30	0.46
10:C24:1282:CYS:HA	10:C24:1738:MET:CE	2.41	0.46
10:C24:1469:HIS:HB2	11:A40:131:TYR:CG	2.50	0.46

*Continued on next page...*

*Continued from previous page...*

Atom-1	Atom-2	Interatomic distance (Å)	Clash overlap (Å)
11:A40:51:THR:CG2	22:I16:317:HIS:HB2	2.42	0.46
11:A40:782:PRO:C	11:A40:783:PHE:CG	2.93	0.46
13:V:787:ILE:HD11	15:J:592:VAL:CG1	2.44	0.46
13:V:847:ASN:ND2	14:W:723:TYR:CE1	2.73	0.46
10:C:229:PRO:HG2	10:C:270:THR:CG2	2.45	0.46
10:C:238:TYR:CZ	10:C:313:ILE:HD13	2.51	0.46
10:C:319:ALA:HA	10:C:392:LEU:HD11	1.97	0.46
10:C:1061:ASN:O	10:C:1063:PRO:CD	2.62	0.46
10:C:1164:VAL:HG13	10:C:1167:PHE:HE2	1.81	0.46
10:C8:229:PRO:HG2	10:C8:270:THR:CG2	2.45	0.46
10:C8:573:GLU:OE1	10:C8:617:TYR:OH	2.32	0.46
10:C8:1285:VAL:CB	10:C8:1738:MET:CE	2.85	0.46
10:C8:1469:HIS:HB2	16:A8:131:TYR:CG	2.50	0.46
10:C8:1654:LEU:HD22	10:C8:1670:PRO:O	2.16	0.46
11:A16:326:TYR:CD1	17:F8:77:TYR:HB3	2.13	0.46
11:A16:465:SER:C	11:A16:467:SER:N	2.72	0.46
11:A16:526:GLY:C	11:A16:528:GLY:H	2.23	0.46
11:A32:154:ILE:CG2	18:B8:1851:VAL:CG2	2.94	0.46
18:B:402:ILE:HG12	18:B:407:ILE:HD11	1.96	0.46
18:B:817:CYS:CB	18:B:885:ARG:HH12	2.08	0.46
18:B:1733:SER:O	18:B:1871:GLN:NE2	2.48	0.46
18:B8:402:ILE:HG12	18:B8:407:ILE:HD11	1.96	0.46
18:B8:1175:ALA:HA	18:B8:1325:MET:CE	2.46	0.46
19:4:59:GLY:C	19:4:61:GLU:N	2.73	0.46
19:4:252:ARG:NH2	19:4:286:TRP:O	2.47	0.46
19:4:417:ASP:OD1	19:4:423:PRO:HB3	2.15	0.46
20:E:343:THR:CB	20:E:344:PRO:HD2	2.44	0.46
20:E8:432:ILE:HG22	20:E8:434:TRP:HD1	1.80	0.46
21:H8:217:ARG:HH21	23:J8:586:GLU:CD	2.23	0.46
24:D:274:MET:HE3	24:D:321:SER:CB	2.42	0.46
10:C32:123:TRP:CZ2	10:C32:127:ARG:HD2	2.50	0.46
10:C32:717:GLU:O	10:C32:718:HIS:C	2.41	0.46
10:C32:1161:PHE:O	10:C32:1162:PRO:C	2.55	0.46
1:R:1124:TRP:CZ2	4:T:669:PRO:CD	2.99	0.46
1:R:1438:TRP:NE1	3:N:58:PRO:HG2	2.31	0.46
2:M:420:CYS:SG	8:L:391:TRP:CH2	3.09	0.46
2:M:820:LEU:CD2	4:T:656:TRP:CZ2	2.99	0.46
2:M8:762:LEU:CD1	2:M8:813:ASN:ND2	2.77	0.46
5:P:43:TRP:HH2	5:P:76:LEU:HD12	1.81	0.46
5:P:281:ILE:HD11	5:P:341:MET:CE	2.45	0.46
6:O8:5:MET:CE	6:O8:46:PHE:CE2	2.99	0.46

*Continued on next page...*



*Continued from previous page...*

Atom-1	Atom-2	Interatomic distance (Å)	Clash overlap (Å)
9:K:876:LEU:HD21	9:K:904:ARG:HG3	1.98	0.46
9:K:1113:ILE:HD12	9:K:1132:LEU:CD2	2.45	0.46
10:C16:729:SER:C	10:C16:731:GLN:H	2.24	0.46
10:C16:1488:ILE:CG2	10:C16:1525:VAL:HG13	2.45	0.46
10:C16:1488:ILE:HG21	10:C16:1525:VAL:HG13	1.96	0.46
10:C16:1821:VAL:CG1	11:A24:144:LYS:CE	2.93	0.46
11:A24:782:PRO:C	11:A24:783:PHE:CG	2.93	0.46
13:V:817:GLN:C	13:V:820:ASP:H	2.11	0.46
10:C:1017:HIS:CD2	10:C:1139:ARG:HD3	2.50	0.46
10:C:1488:ILE:CG2	10:C:1525:VAL:HG13	2.45	0.46
10:C:1496:PHE:CE1	10:C:1498:GLY:O	2.69	0.46
10:C8:54:ARG:HE	10:C8:81:LEU:HD22	1.80	0.46
10:C8:470:HIS:CD2	10:C8:508:ILE:HD11	2.44	0.46
10:C8:1496:PHE:CE1	10:C8:1498:GLY:O	2.69	0.46
10:C8:1708:ARG:CB	10:C8:1730:ILE:CD1	2.93	0.46
11:A16:36:ASN:HD22	22:I:293:LYS:HZ3	1.58	0.46
11:A16:72:ILE:HD13	21:H:348:ALA:CB	2.45	0.46
11:A16:90:PHE:CD2	18:B:1788:ILE:HG12	2.50	0.46
11:A16:707:LEU:CA	24:D16:1398:ARG:NH2	2.78	0.46
11:A32:104:TYR:CZ	18:B8:1102:LYS:NZ	2.64	0.46
11:A32:465:SER:C	11:A32:467:SER:N	2.72	0.46
18:B:615:GLU:C	18:B:617:ASP:N	2.73	0.46
18:B:1515:LEU:HD21	18:B:1563:PHE:CB	2.45	0.46
18:B8:499:ILE:HD11	18:B8:545:VAL:CG2	2.41	0.46
18:B8:567:LEU:HD13	18:B8:627:SER:HB3	1.96	0.46
18:B8:782:THR:C	24:D32:1066:VAL:CG2	2.88	0.46
18:B8:850:GLU:C	18:B8:852:THR:H	2.23	0.46
18:B8:1186:LEU:HD21	18:B8:1199:VAL:HG13	1.97	0.46
18:B8:1215:PHE:HZ	18:B8:1234:MET:SD	2.34	0.46
18:B8:1769:ASN:HA	18:B8:1812:GLN:OE1	2.15	0.46
20:E8:447:ILE:HG22	20:E8:451:ILE:HB	1.96	0.46
22:I:203:GLN:N	22:I:204:PRO:HD2	2.29	0.46
22:I:332:MET:CG	23:J32:732:MET:HE1	2.46	0.46
22:I16:196:VAL:HG22	23:J16:620:MET:HE3	1.97	0.46
10:C32:1337:LEU:HD23	12:A48:126:ARG:HH11	1.80	0.46
10:C32:1469:HIS:HB2	12:A48:131:TYR:CG	2.50	0.46
1:R:1335:ILE:HG12	10:C:1170:VAL:HG21	1.95	0.46
3:N:128:ASN:HB3	3:N:144:ARG:HE	1.81	0.46
5:P:256:HIS:HE1	5:P:270:GLU:OE1	1.98	0.46
5:P8:43:TRP:HH2	5:P8:76:LEU:HD12	1.81	0.46
5:P8:475:THR:O	5:P8:478:ILE:HG12	2.16	0.46

*Continued on next page...*



*Continued from previous page...*

Atom-1	Atom-2	Interatomic distance (Å)	Clash overlap (Å)
5:P16:12:GLU:CG	5:P16:78:GLY:H	2.28	0.46
5:P16:201:ILE:HD12	5:P16:211:TYR:CZ	2.51	0.46
5:P16:475:THR:O	5:P16:478:ILE:HG12	2.16	0.46
9:K8:584:SER:CB	9:K8:622:VAL:HG21	2.42	0.46
10:C16:363:PHE:CD2	10:C16:367:ASN:ND2	2.84	0.46
10:C16:667:ILE:HA	10:C16:670:GLU:N	2.31	0.46
10:C16:729:SER:C	10:C16:731:GLN:N	2.73	0.46
10:C16:1496:PHE:CE1	10:C16:1498:GLY:O	2.69	0.46
10:C24:1488:ILE:CG2	10:C24:1525:VAL:HG13	2.45	0.46
10:C24:1654:LEU:HD22	10:C24:1670:PRO:O	2.16	0.46
11:A40:36:ASN:HD22	22:I16:293:LYS:HZ3	1.61	0.46
10:C:68:LEU:HB3	10:C:69:PRO:HD2	1.98	0.46
10:C:123:TRP:CZ2	10:C:127:ARG:HD2	2.50	0.46
10:C:154:ASP:OD1	24:D:1403:LEU:CD2	2.64	0.46
10:C:664:ASN:O	10:C:668:ALA:N	2.42	0.46
10:C:729:SER:C	10:C:731:GLN:H	2.24	0.46
10:C:795:ASP:OD1	10:C:796:LEU:N	2.49	0.46
10:C:1002:LEU:HD11	10:C:1016:LEU:CD2	2.45	0.46
10:C:1654:LEU:HD22	10:C:1670:PRO:O	2.16	0.46
10:C8:62:ILE:HD13	10:C8:95:VAL:HG21	1.97	0.46
10:C8:573:GLU:N	10:C8:574:PRO:HD2	2.30	0.46
10:C8:768:ARG:HH22	10:C8:775:LYS:HG2	1.68	0.46
10:C8:803:ARG:HH21	10:C8:808:PRO:CG	2.29	0.46
10:C8:1017:HIS:CD2	10:C8:1139:ARG:HD3	2.50	0.46
11:A16:322:ARG:NH1	11:A16:351:PHE:HZ	2.11	0.46
11:A16:823:VAL:O	11:A16:830:ILE:CD1	2.64	0.46
11:A32:140:TRP:HB2	18:B8:1832:LYS:NZ	2.30	0.46
18:B:863:MET:CE	18:B:900:LEU:HD21	2.46	0.46
18:B:904:ALA:HB2	18:B:917:PHE:CZ	2.49	0.46
18:B:1769:ASN:HA	18:B:1812:GLN:OE1	2.15	0.46
18:B8:618:VAL:HG11	18:B8:621:VAL:HG21	1.97	0.46
22:I:161:VAL:CG2	23:J32:585:LEU:HD21	2.46	0.46
21:H8:363:MET:O	21:H8:367:VAL:HG23	2.15	0.46
22:I16:131:ARG:CG	23:J16:557:ARG:CZ	2.64	0.46
24:D:1:MET:CG	24:D:882:GLU:OE2	2.63	0.46
24:D:308:ASN:CB	24:D16:753:ARG:HH21	2.29	0.46
24:D8:1298:ILE:HG22	24:D8:1298:ILE:O	2.16	0.46
24:D32:274:MET:HE3	24:D32:321:SER:CB	2.42	0.46
24:D40:1298:ILE:HG22	24:D40:1298:ILE:O	2.16	0.46
10:C32:573:GLU:N	10:C32:574:PRO:HD2	2.30	0.46
10:C32:931:PRO:O	10:C32:939:LYS:HD2	2.16	0.46

*Continued on next page...*

*Continued from previous page...*

Atom-1	Atom-2	Interatomic distance (Å)	Clash overlap (Å)
10:C32:1002:LEU:HD11	10:C32:1016:LEU:CD2	2.45	0.46
10:C32:1708:ARG:CB	10:C32:1730:ILE:CD1	2.93	0.46
12:A48:820:LEU:HD22	12:A48:830:ILE:HG23	1.96	0.46
1:R8:1340:LEU:HD13	1:R8:1354:VAL:HG21	1.96	0.46
2:M8:578:ARG:HG2	2:M8:587:PHE:HZ	1.81	0.46
2:M16:627:TYR:CE2	3:N16:165:GLY:C	2.94	0.46
2:M16:762:LEU:CD1	2:M16:813:ASN:ND2	2.77	0.46
2:M16:847:PHE:CD1	4:T16:656:TRP:CE3	2.59	0.46
6:O:54:VAL:CG1	6:O:85:TRP:NE1	2.67	0.46
5:P8:220:GLU:OE2	5:P8:232:ARG:NH2	2.49	0.46
5:P8:483:LEU:HD21	5:P8:493:LEU:HD23	1.98	0.46
5:P8:503:VAL:HG11	5:P8:528:LEU:HD22	1.98	0.46
8:L8:605:MET:HE2	8:L8:634:HIS:CD2	2.44	0.46
9:K:700:MET:HE1	9:K:767:LEU:HD13	1.96	0.46
9:K8:743:ARG:NH2	9:K8:772:TYR:CE1	2.82	0.46
9:K16:1214:TYR:CE2	9:K16:1232:LEU:HD21	2.50	0.46
10:C16:62:ILE:HD13	10:C16:95:VAL:HG21	1.97	0.46
10:C16:168:ARG:HH12	10:C16:228:ARG:C	2.23	0.46
10:C16:450:PRO:C	10:C16:452:LEU:N	2.69	0.46
10:C16:993:HIS:HA	10:C16:996:THR:OG1	2.16	0.46
10:C16:1499:ASN:OD1	10:C24:1661:LEU:CB	2.60	0.46
11:A24:823:VAL:O	11:A24:830:ILE:CD1	2.64	0.46
10:C24:172:ILE:HG23	10:C24:240:ILE:CD1	2.46	0.46
10:C24:667:ILE:HA	10:C24:670:GLU:N	2.31	0.46
10:C24:1017:HIS:CD2	10:C24:1139:ARG:HD3	2.50	0.46
10:C24:1713:ALA:O	10:C24:1717:ILE:HG13	2.16	0.46
11:A40:465:SER:C	11:A40:467:SER:N	2.72	0.46
15:J:682:ALA:C	15:J:684:ASP:H	2.23	0.46
10:C:281:ASP:HB3	24:D:1398:ARG:HG3	1.95	0.46
10:C:561:ASN:HA	10:C:562:PRO:HD3	1.70	0.46
10:C8:319:ALA:HA	10:C8:392:LEU:HD11	1.97	0.46
10:C8:795:ASP:OD1	10:C8:796:LEU:N	2.49	0.46
10:C8:1188:TRP:CZ2	10:C8:1192:ARG:HD2	2.51	0.46
11:A16:91:GLU:CG	18:B:1112:LYS:HD3	2.45	0.46
11:A16:354:ARG:HA	11:A16:452:TRP:CE2	2.50	0.46
11:A32:15:HIS:HE1	22:I24:165:GLY:O	1.96	0.46
11:A32:388:VAL:CG1	11:A32:392:SER:HB2	2.46	0.46
11:A32:676:TYR:OH	24:D32:1394:SER:O	2.28	0.46
18:B:32:LEU:HD23	18:B:36:ILE:CG2	2.46	0.46
18:B:685:SER:O	18:B:687:SER:N	2.48	0.46
18:B:1398:LYS:HE3	18:B:1450:ILE:HD11	1.98	0.46

*Continued on next page...*

*Continued from previous page...*

Atom-1	Atom-2	Interatomic distance (Å)	Clash overlap (Å)
18:B8:7:VAL:HG12	18:B8:8:ASP:N	2.31	0.46
18:B8:1133:THR:C	18:B8:1135:ASP:N	2.72	0.46
18:B8:1161:LEU:HG	18:B8:1403:ILE:HD13	1.96	0.46
20:E8:274:PRO:HA	20:E8:279:GLN:OE1	2.15	0.46
22:I:203:GLN:CD	22:I:209:TRP:HZ2	2.20	0.46
22:I24:171:MET:HE1	23:J24:595:THR:OG1	2.16	0.46
22:I16:332:MET:CG	23:J16:732:MET:HE1	2.46	0.46
24:D8:387:LEU:HD21	24:D8:411:MET:HG2	1.98	0.46
24:D8:857:THR:HG21	24:D8:885:TYR:CZ	2.46	0.46
24:D16:1298:ILE:HG22	24:D16:1298:ILE:O	2.16	0.46
24:D32:552:VAL:HG21	24:D32:592:ILE:HD11	1.98	0.46
24:D40:387:LEU:HD21	24:D40:411:MET:HG2	1.98	0.46
10:C32:89:LEU:HD11	10:C32:123:TRP:HE1	1.79	0.46
10:C32:390:HIS:ND1	10:C32:452:LEU:HD22	2.30	0.46
2:M:757:VAL:CG1	2:M:758:GLU:N	2.79	0.46
2:M8:250:LEU:HD23	2:M8:287:TYR:CZ	2.51	0.46
3:N8:202:CYS:O	3:N8:204:PRO:O	2.33	0.46
5:P:139:SER:O	5:P:142:SER:OG	2.34	0.46
5:P:503:VAL:HG11	5:P:528:LEU:HD22	1.98	0.46
7:Q:341:GLN:CB	10:C8:751:ARG:HH11	2.28	0.46
5:P8:62:ASP:OD1	5:P8:62:ASP:N	2.49	0.46
5:P8:641:GLN:HE22	5:P8:681:ALA:CB	2.29	0.46
5:P16:47:ASN:CG	5:P16:471:SER:HG	2.12	0.46
9:K:601:VAL:CG1	9:K:673:SER:HB3	2.38	0.46
9:K:839:LEU:O	9:K:842:ILE:HG22	2.16	0.46
9:K8:1019:ARG:HD3	9:K8:1059:ARG:HD2	1.97	0.46
10:C16:837:ARG:NH2	10:C16:890:ASP:O	2.49	0.46
10:C16:931:PRO:O	10:C16:939:LYS:HD2	2.16	0.46
10:C16:1017:HIS:CD2	10:C16:1139:ARG:HD3	2.50	0.46
10:C16:1215:ALA:O	10:C16:1219:ILE:HB	2.16	0.46
10:C16:1713:ALA:O	10:C16:1717:ILE:HG13	2.16	0.46
11:A24:72:ILE:HD13	21:H8:348:ALA:CB	2.46	0.46
10:C24:68:LEU:HB3	10:C24:69:PRO:HD2	1.98	0.46
10:C24:1102:SER:C	10:C24:1104:GLN:H	2.24	0.46
11:A40:468:VAL:HG11	24:D32:1100:GLN:HB3	1.96	0.46
11:A40:526:GLY:C	11:A40:528:GLY:H	2.23	0.46
11:A40:823:VAL:O	11:A40:830:ILE:CD1	2.64	0.46
12:A:144:LYS:CE	10:C:1821:VAL:CG1	2.93	0.46
12:A:322:ARG:NH1	12:A:351:PHE:HZ	2.11	0.46
13:V:744:LEU:O	13:V:747:SER:OG	2.27	0.46
14:W:711:ARG:HH11	10:C8:1609:ASP:HB2	0.68	0.46

*Continued on next page...*

*Continued from previous page...*

Atom-1	Atom-2	Interatomic distance (Å)	Clash overlap (Å)
10:C:225:LEU:HD21	10:C:388:TYR:CE2	2.51	0.46
10:C:605:GLU:H	10:C:605:GLU:HG2	1.47	0.46
10:C:993:HIS:HA	10:C:996:THR:OG1	2.16	0.46
10:C8:172:ILE:HG23	10:C8:240:ILE:CD1	2.46	0.46
10:C8:931:PRO:O	10:C8:939:LYS:HD2	2.16	0.46
11:A32:90:PHE:CG	18:B8:1788:ILE:CD1	2.85	0.46
11:A32:124:ASN:CB	18:B8:1523:ARG:NH1	2.78	0.46
11:A32:782:PRO:C	11:A32:783:PHE:CG	2.93	0.46
18:B:171:ILE:CD1	18:B:226:TYR:HB3	2.36	0.46
18:B:268:GLN:HE22	18:B:323:GLU:CG	2.29	0.46
18:B8:652:LEU:HD21	18:B8:724:LEU:HD23	1.97	0.46
20:E:24:ILE:HB	20:E:25:PRO:CD	2.45	0.46
22:I8:171:MET:HE1	23:J8:595:THR:OG1	2.16	0.46
24:D:403:ARG:NH2	24:D16:748:GLU:HB2	2.31	0.46
24:D:1298:ILE:HG22	24:D:1298:ILE:O	2.16	0.46
24:D16:1109:LEU:CD2	24:D16:1156:SER:HB2	2.45	0.46
24:D24:1298:ILE:HG22	24:D24:1298:ILE:O	2.16	0.46
10:C32:1033:GLY:C	10:C32:1218:ARG:NH2	2.70	0.46
10:C32:1215:ALA:O	10:C32:1219:ILE:HB	2.16	0.46
10:C32:1424:GLN:HE22	10:C32:1478:VAL:CG1	2.26	0.46
1:R:93:SER:HB2	1:R:685:ILE:HD12	1.98	0.46
3:N:227:SER:HB2	3:N:243:VAL:HG12	1.98	0.46
1:R16:1139:ARG:HG3	1:R16:1157:ARG:CZ	2.45	0.46
2:M16:211:MET:HE3	3:N16:280:ASN:CA	2.46	0.46
2:M16:578:ARG:HG2	2:M16:587:PHE:HZ	1.81	0.46
2:M16:625:HIS:HE2	3:N16:225:PRO:CA	2.26	0.46
5:P:475:THR:O	5:P:478:ILE:HG12	2.16	0.46
5:P16:43:TRP:HH2	5:P16:76:LEU:HD12	1.81	0.46
5:P16:62:ASP:N	5:P16:62:ASP:OD1	2.49	0.46
5:P16:256:HIS:HE1	5:P16:270:GLU:OE1	1.99	0.46
8:L8:608:PHE:CE2	8:L8:635:MET:CG	2.98	0.46
8:L8:613:GLU:OE1	8:L8:639:ARG:NE	2.49	0.46
8:L16:601:HIS:HE1	8:L16:631:LEU:HB2	1.81	0.46
9:K:798:LEU:HB3	9:K:842:ILE:HD11	1.97	0.46
9:K:938:PHE:HD1	9:K:965:LEU:HD11	1.81	0.46
9:K8:839:LEU:O	9:K8:842:ILE:HG22	2.16	0.46
9:K8:847:LEU:HD22	9:K8:910:SER:CB	2.43	0.46
9:K8:894:LYS:CD	9:K8:1058:GLU:HG2	2.24	0.46
9:K8:1034:PHE:HB2	9:K8:1088:ASP:HB2	1.98	0.46
9:K8:1113:ILE:HD12	9:K8:1132:LEU:CD2	2.45	0.46
10:C16:573:GLU:OE1	10:C16:617:TYR:OH	2.32	0.46

*Continued on next page...*

*Continued from previous page...*

Atom-1	Atom-2	Interatomic distance (Å)	Clash overlap (Å)
11:A24:526:GLY:C	11:A24:528:GLY:H	2.23	0.46
11:A24:587:VAL:HG22	11:A24:627:ILE:CD1	2.46	0.46
10:C24:62:ILE:HD13	10:C24:95:VAL:HG21	1.97	0.46
10:C24:1215:ALA:O	10:C24:1219:ILE:HB	2.16	0.46
10:C24:1496:PHE:CE1	10:C24:1498:GLY:O	2.69	0.46
10:C24:1757:GLN:OE1	11:A40:136:LEU:HD23	2.11	0.46
11:A40:749:GLN:NE2	24:D24:1398:ARG:CD	2.79	0.46
13:V:902:MET:HG2	15:J:696:LEU:HD21	1.95	0.46
15:J:689:LEU:O	15:J:693:VAL:HG23	2.16	0.46
10:C:1708:ARG:CG	10:C:1730:ILE:CD1	2.94	0.46
10:C8:265:PHE:CE1	10:C8:389:LEU:HD12	2.50	0.46
11:A16:20:LEU:CD1	21:H:346:THR:CG2	2.90	0.46
11:A32:440:LEU:O	11:A32:443:LEU:HD12	2.16	0.46
11:A32:823:VAL:O	11:A32:830:ILE:CD1	2.64	0.46
18:B:274:ILE:O	18:B:278:THR:HG23	2.16	0.46
18:B:729:LEU:CG	18:B:1196:MET:HE1	2.45	0.46
18:B:1209:LEU:CD2	18:B:1238:PHE:HE1	2.29	0.46
18:B8:274:ILE:O	18:B8:278:THR:HG23	2.16	0.46
18:B8:530:SER:O	18:B8:531:ASN:HB2	2.16	0.46
18:B8:537:LEU:HD11	18:B8:548:ARG:HB2	1.97	0.46
18:B8:688:GLY:O	18:B8:690:TRP:N	2.49	0.46
18:B8:729:LEU:CG	18:B8:1196:MET:HE1	2.45	0.46
18:B8:1275:TYR:OH	18:B8:1300:GLU:OE2	2.25	0.46
18:B8:1398:LYS:HE3	18:B8:1450:ILE:HD11	1.98	0.46
21:H:363:MET:O	21:H:367:VAL:HG23	2.15	0.46
21:H8:284:LEU:CD2	23:J8:647:MET:O	2.64	0.46
21:H24:217:ARG:HH21	23:J24:586:GLU:CD	2.23	0.46
22:I16:303:SER:O	22:I16:307:VAL:HG23	2.16	0.46
24:D:552:VAL:HG21	24:D:592:ILE:HD11	1.97	0.46
10:C32:54:ARG:HE	10:C32:81:LEU:HD22	1.80	0.46
10:C32:450:PRO:C	10:C32:452:LEU:N	2.69	0.46
12:A48:629:LEU:HD22	12:A48:675:LEU:CD1	2.46	0.46
1:R:1335:ILE:HG13	10:C:1170:VAL:HG22	1.92	0.46
1:R:1379:GLN:O	1:R:1380:LYS:C	2.56	0.46
2:M:851:LEU:CD2	4:T:653:GLN:CG	2.85	0.46
3:N:9:GLY:C	3:N:36:LYS:NZ	2.74	0.46
1:R8:765:ASP:OD1	24:D40:1361:ALA:O	2.32	0.46
1:R8:983:ARG:NH2	24:D40:1366:PRO:HD3	2.30	0.46
1:R16:93:SER:HB2	1:R16:685:ILE:HD12	1.98	0.46
3:N16:9:GLY:C	3:N16:36:LYS:NZ	2.74	0.46
7:Q:51:ILE:HG12	7:Q:121:ILE:HD11	1.98	0.46

*Continued on next page...*

*Continued from previous page...*

Atom-1	Atom-2	Interatomic distance (Å)	Clash overlap (Å)
5:P8:105:ARG:CZ	5:P8:130:VAL:CA	2.83	0.46
9:K8:1279:GLU:O	9:K8:1281:SER:N	2.49	0.46
10:C16:1002:LEU:HD11	10:C16:1016:LEU:CD2	2.45	0.46
10:C16:1062:GLU:HA	10:C16:1063:PRO:HD3	1.68	0.46
10:C16:1663:SER:C	10:C24:1564:ASP:OD2	2.54	0.46
11:A24:107:GLN:CD	21:H8:325:PRO:HA	2.40	0.46
10:C24:398:SER:HA	10:C24:458:VAL:CG1	2.46	0.46
10:C24:1050:HIS:CD2	10:C24:1086:LYS:HZ1	1.96	0.46
10:C24:1283:LEU:CD2	10:C24:1287:MET:HE2	2.45	0.46
12:A:526:GLY:C	12:A:528:GLY:H	2.23	0.46
13:V:835:GLU:CB	15:J:648:TYR:OH	2.64	0.46
10:C:54:ARG:HE	10:C:81:LEU:HD22	1.80	0.46
10:C8:1102:SER:C	10:C8:1104:GLN:H	2.24	0.46
10:C8:1271:PHE:CD1	10:C8:1731:HIS:NE2	2.75	0.46
10:C8:1352:GLN:HE22	10:C8:1357:LEU:CD1	2.29	0.46
11:A32:90:PHE:CB	18:B8:1788:ILE:CD1	2.17	0.46
18:B:147:LYS:NZ	18:B:384:ASP:O	2.49	0.46
18:B:624:ILE:O	18:B:627:SER:OG	2.19	0.46
18:B:712:PRO:HB2	18:B:759:MET:CE	2.43	0.46
18:B:1215:PHE:HZ	18:B:1234:MET:SD	2.34	0.46
18:B:1575:GLN:HG2	24:D16:1403:LEU:HB3	1.98	0.46
18:B:1804:THR:O	18:B:1805:GLU:C	2.55	0.46
18:B8:268:GLN:HE22	18:B8:323:GLU:CG	2.29	0.46
18:B8:374:ILE:CG2	18:B8:380:LEU:HD13	2.46	0.46
18:B8:973:ASP:O	18:B8:974:SER:C	2.52	0.46
18:B8:1098:MET:HE1	18:B8:1142:PHE:CB	2.46	0.46
18:B8:1677:ARG:O	18:B8:1679:ARG:N	2.49	0.46
18:B8:1947:GLU:N	18:B8:1948:PRO:CD	2.79	0.46
20:E:355:PRO:O	20:E:454:MET:HE1	2.16	0.46
19:48:23:GLN:O	19:48:24:ASN:OD1	2.33	0.46
20:E8:353:ILE:HG21	20:E8:413:PHE:HE2	1.29	0.46
21:H8:271:LEU:HD21	22:I8:254:ILE:HG21	1.98	0.46
22:I8:155:PHE:CZ	22:I8:159:ARG:HD2	2.51	0.46
22:I8:161:VAL:CG2	23:J8:585:LEU:HD21	2.46	0.46
21:H16:208:ASP:OD2	22:I16:142:ARG:NH2	2.50	0.46
21:H16:217:ARG:HH21	23:J16:586:GLU:CD	2.23	0.46
22:I16:171:MET:HE1	23:J16:595:THR:OG1	2.16	0.46
24:D24:853:MET:CB	24:D24:885:TYR:CD2	2.93	0.46
10:C32:168:ARG:HH22	10:C32:227:ASP:C	2.23	0.46
10:C32:265:PHE:CE1	10:C32:389:LEU:HD12	2.50	0.46
10:C32:460:TRP:CZ2	10:C32:495:LYS:HD2	2.51	0.46

*Continued on next page...*



*Continued from previous page...*

Atom-1	Atom-2	Interatomic distance (Å)	Clash overlap (Å)
10:C32:1188:TRP:CZ2	10:C32:1192:ARG:HD2	2.51	0.46
10:C32:1496:PHE:CE1	10:C32:1498:GLY:O	2.69	0.46
10:C32:1713:ALA:O	10:C32:1717:ILE:HG13	2.16	0.46
1:R:1033:LYS:HE2	24:D:1436:ARG:NE	2.31	0.45
2:M:622:ARG:CZ	2:M:624:ASP:OD2	2.64	0.45
2:M:673:ASN:OD1	2:M:681:ALA:HB2	2.16	0.45
2:M16:420:CYS:HB3	8:L16:391:TRP:HZ3	1.71	0.45
2:M16:562:PHE:CE2	3:N16:295:GLU:CD	2.95	0.45
6:O:5:MET:CE	6:O:46:PHE:CE2	2.99	0.45
5:P8:39:LEU:HD11	6:O8:323:PRO:HG2	1.98	0.45
6:O16:173:VAL:HG22	6:O16:189:LEU:HD12	1.92	0.45
7:Q16:297:VAL:HG13	7:Q16:301:ARG:CB	2.44	0.45
8:L8:605:MET:CE	8:L8:634:HIS:HD2	2.28	0.45
9:K8:938:PHE:HD1	9:K8:965:LEU:HD11	1.81	0.45
9:K8:1113:ILE:HD13	9:K8:1136:CYS:SG	2.55	0.45
9:K8:1164:ARG:NH2	9:K8:1242:SER:O	2.49	0.45
9:K16:707:GLN:NE2	9:K16:734:TRP:CE3	2.84	0.45
10:C16:717:GLU:HG3	23:J8:656:ARG:CZ	2.45	0.45
10:C16:1601:TYR:C	10:C24:1665:THR:CG2	2.88	0.45
10:C16:1616:ILE:O	10:C16:1618:SER:N	2.46	0.45
11:A24:156:MET:HG2	11:A24:555:HIS:NE2	1.53	0.45
11:A24:440:LEU:O	11:A24:443:LEU:HD12	2.16	0.45
11:A24:465:SER:C	11:A24:467:SER:N	2.72	0.45
10:C24:390:HIS:HD1	10:C24:452:LEU:HB3	1.80	0.45
10:C24:795:ASP:OD1	10:C24:796:LEU:N	2.49	0.45
10:C24:1188:TRP:CZ2	10:C24:1192:ARG:HD2	2.51	0.45
10:C24:1728:ASP:N	21:H24:275:LYS:HE3	2.31	0.45
11:A40:440:LEU:O	11:A40:443:LEU:HD12	2.16	0.45
11:A40:587:VAL:HG22	11:A40:627:ILE:CD1	2.46	0.45
12:A:587:VAL:HG22	12:A:627:ILE:CD1	2.46	0.45
10:C:18:THR:CG2	10:C:883:GLU:CG	2.74	0.45
10:C:168:ARG:HH22	10:C:227:ASP:C	2.23	0.45
10:C:1102:SER:C	10:C:1104:GLN:H	2.24	0.45
10:C8:363:PHE:CD2	10:C8:367:ASN:ND2	2.84	0.45
10:C8:993:HIS:HA	10:C8:996:THR:OG1	2.16	0.45
10:C8:1164:VAL:HG13	10:C8:1167:PHE:HE2	1.81	0.45
18:B:132:LEU:HD11	18:B:199:LEU:HD11	1.88	0.45
18:B:1677:ARG:O	18:B:1679:ARG:N	2.49	0.45
18:B8:147:LYS:NZ	18:B8:384:ASP:O	2.49	0.45
18:B8:603:PHE:HB3	18:B8:619:ARG:CZ	2.40	0.45
18:B8:712:PRO:HB2	18:B8:759:MET:CE	2.43	0.45

*Continued on next page...*



*Continued from previous page...*

Atom-1	Atom-2	Interatomic distance (Å)	Clash overlap (Å)
21:H:208:ASP:OD2	22:I:142:ARG:NH2	2.50	0.45
21:H:275:LYS:HG3	21:H:276:GLY:N	2.30	0.45
21:H:284:LEU:CD2	23:J32:647:MET:O	2.64	0.45
22:I:303:SER:O	22:I:307:VAL:HG23	2.16	0.45
24:D8:274:MET:HE3	24:D8:321:SER:CB	2.42	0.45
24:D24:552:VAL:HG21	24:D24:592:ILE:HD11	1.97	0.45
10:C32:229:PRO:HG2	10:C32:270:THR:CG2	2.45	0.45
10:C32:1654:LEU:HD22	10:C32:1670:PRO:O	2.16	0.45
12:A48:587:VAL:HG22	12:A48:627:ILE:CD1	2.46	0.45
1:R:1124:TRP:HH2	4:T:669:PRO:CA	2.28	0.45
1:R:1422:SER:HB2	6:O:132:TYR:CE2	2.51	0.45
2:M:578:ARG:HG2	2:M:587:PHE:HZ	1.81	0.45
3:N:222:LEU:CD1	3:N:270:THR:HA	2.44	0.45
1:R8:768:LEU:HA	1:R8:768:LEU:HD13	1.78	0.45
2:M8:730:GLU:HG3	8:L16:504:GLN:CD	2.36	0.45
3:N16:227:SER:HB2	3:N16:243:VAL:HG12	1.98	0.45
7:Q:183:ARG:HD3	7:Q:229:ILE:CG2	2.46	0.45
5:P8:112:LEU:HD13	5:P8:123:GLN:HE21	1.75	0.45
5:P8:256:HIS:HE1	5:P8:270:GLU:OE1	1.98	0.45
7:Q16:290:ASP:OD2	7:Q16:293:THR:OG1	2.27	0.45
10:C16:172:ILE:HG23	10:C16:240:ILE:CD1	2.46	0.45
10:C16:795:ASP:OD1	10:C16:796:LEU:N	2.49	0.45
10:C16:1699:LYS:CE	23:J32:722:LEU:CD2	2.92	0.45
11:A24:359:GLU:OE2	11:A24:362:ARG:NH2	2.50	0.45
11:A24:388:VAL:CG1	11:A24:392:SER:HB2	2.46	0.45
10:C24:553:LEU:HD23	10:C24:595:THR:CG2	2.44	0.45
10:C24:837:ARG:NH2	10:C24:890:ASP:O	2.49	0.45
10:C24:1626:GLN:NE2	10:C24:1692:LYS:HZ3	1.99	0.45
10:C24:1821:VAL:CG1	11:A40:144:LYS:CE	2.93	0.45
12:A:132:MET:CE	10:C:1530:PHE:CE1	2.92	0.45
13:V:839:LYS:NZ	15:J:652:GLU:CG	2.72	0.45
13:V:906:LEU:HD12	14:W:784:LEU:HD12	1.98	0.45
14:W:585:ILE:CG2	15:J:572:ASP:HB3	2.46	0.45
10:C:35:ASN:CG	24:D:1148:LEU:CD1	2.80	0.45
10:C:172:ILE:HG23	10:C:240:ILE:CD1	2.46	0.45
10:C:573:GLU:N	10:C:574:PRO:HD2	2.30	0.45
10:C8:168:ARG:HH12	10:C8:228:ARG:C	2.23	0.45
10:C8:909:PRO:CB	10:C8:920:LEU:HD22	2.46	0.45
10:C8:1389:ILE:HD12	10:C8:1426:ARG:NH1	2.23	0.45
10:C8:1537:GLU:OE2	10:C8:1540:GLU:CD	2.59	0.45
11:A16:388:VAL:CG1	11:A16:392:SER:HB2	2.45	0.45

*Continued on next page...*

*Continued from previous page...*

Atom-1	Atom-2	Interatomic distance (Å)	Clash overlap (Å)
11:A16:587:VAL:HG22	11:A16:627:ILE:CD1	2.46	0.45
11:A16:629:LEU:HD22	11:A16:675:LEU:CD1	2.46	0.45
11:A32:629:LEU:HD22	11:A32:675:LEU:CD1	2.46	0.45
18:B:460:PRO:CB	18:B:562:ARG:HH11	2.26	0.45
18:B:460:PRO:CB	18:B:562:ARG:NH1	2.76	0.45
18:B:467:ILE:HG23	18:B:581:LEU:HD22	1.98	0.45
18:B:537:LEU:HD11	18:B:548:ARG:HB2	1.97	0.45
18:B:1068:THR:C	18:B:1070:GLY:N	2.74	0.45
18:B:1419:LYS:CG	18:B:1468:PHE:HE1	2.17	0.45
18:B:1652:PHE:HZ	18:B:1700:LEU:HD12	1.81	0.45
18:B:1700:LEU:HD21	18:B:1833:PHE:CE2	2.50	0.45
18:B:1947:GLU:N	18:B:1948:PRO:CD	2.79	0.45
18:B8:32:LEU:HD23	18:B8:36:ILE:CG2	2.46	0.45
18:B8:690:TRP:HE3	18:B8:739:VAL:CG2	1.94	0.45
18:B8:863:MET:CE	18:B8:900:LEU:HD21	2.46	0.45
18:B8:1110:LEU:HD21	21:H24:326:GLY:H	1.58	0.45
18:B8:1658:MET:HE3	18:B8:1662:TYR:HE2	1.81	0.45
19:4:251:ARG:NH2	19:4:254:LEU:CD2	2.79	0.45
20:E:432:ILE:HG22	20:E:434:TRP:HD1	1.80	0.45
20:E8:206:GLY:O	20:E8:208:VAL:N	2.46	0.45
21:H8:255:LEU:HD21	22:I8:265:THR:HG21	1.97	0.45
21:H16:255:LEU:HD21	22:I16:265:THR:HG21	1.97	0.45
21:H16:284:LEU:CD2	23:J16:647:MET:O	2.64	0.45
24:D:387:LEU:HD21	24:D:411:MET:HG2	1.98	0.45
24:D24:274:MET:HE3	24:D24:321:SER:CB	2.43	0.45
24:D32:1298:ILE:HG22	24:D32:1298:ILE:O	2.16	0.45
10:C32:803:ARG:HH21	10:C32:808:PRO:CG	2.28	0.45
10:C32:969:ASN:OD1	10:C32:979:MET:HE2	2.17	0.45
12:A48:557:LEU:CD2	12:A48:561:ASP:CB	2.90	0.45
1:R:768:LEU:HD11	24:D:1313:LEU:HD11	1.99	0.45
3:N:1:MET:O	3:N:302:PRO:C	2.60	0.45
2:M8:225:ASP:CB	2:M8:606:GLN:HE22	2.28	0.45
5:P:483:LEU:HD21	5:P:493:LEU:HD23	1.98	0.45
5:P8:139:SER:O	5:P8:142:SER:OG	2.34	0.45
6:O8:54:VAL:CG1	6:O8:85:TRP:NE1	2.67	0.45
5:P16:105:ARG:NH2	5:P16:133:TYR:CB	2.79	0.45
9:K8:716:ALA:O	10:C32:503:THR:HG21	2.16	0.45
9:K8:923:ILE:HG22	9:K8:929:ARG:CZ	2.46	0.45
9:K16:751:LEU:HD13	9:K16:759:VAL:HG13	1.98	0.45
10:C16:909:PRO:CB	10:C16:920:LEU:HD22	2.46	0.45
10:C16:1449:GLU:CD	24:D8:1151:SER:CA	2.81	0.45

*Continued on next page...*

*Continued from previous page...*

Atom-1	Atom-2	Interatomic distance (Å)	Clash overlap (Å)
10:C16:1601:TYR:O	10:C24:1665:THR:HG23	2.16	0.45
11:A24:259:ILE:HG23	11:A24:276:LEU:HD22	1.96	0.45
10:C24:54:ARG:HE	10:C24:81:LEU:HD22	1.80	0.45
10:C24:909:PRO:CB	10:C24:920:LEU:HD22	2.46	0.45
10:C24:969:ASN:OD1	10:C24:979:MET:HE2	2.17	0.45
11:A40:20:LEU:CD1	21:H16:346:THR:CG2	2.90	0.45
13:V:730:GLN:CB	13:V:731:PRO:HD3	2.47	0.45
13:V:905:GLN:NE2	15:J:700:LEU:HB2	2.31	0.45
14:W:701:LEU:HD13	15:J:624:ALA:HB1	1.93	0.45
10:C:64:LEU:CD1	10:C:70:ILE:HD12	2.42	0.45
10:C:729:SER:C	10:C:731:GLN:N	2.73	0.45
10:C:969:ASN:OD1	10:C:979:MET:HE2	2.17	0.45
10:C:1381:ALA:O	10:C:1385:LEU:HB2	2.17	0.45
10:C8:394:SER:HA	10:C8:458:VAL:HG11	1.98	0.45
10:C8:460:TRP:CZ2	10:C8:495:LYS:HD2	2.51	0.45
10:C8:832:LEU:HG	10:C8:834:GLN:OE1	2.17	0.45
11:A16:124:ASN:CB	18:B:1523:ARG:NH1	2.79	0.45
11:A16:154:ILE:CG2	18:B:1851:VAL:CG2	2.94	0.45
17:F8:72:SER:C	17:F8:74:ILE:H	2.24	0.45
18:B:135:TYR:OH	18:B:139:ARG:NH1	2.47	0.45
18:B:1119:LYS:C	18:B:1120:THR:O	2.59	0.45
18:B:1714:MET:O	18:B:1718:ASP:HB2	2.15	0.45
18:B8:140:GLN:NE2	18:B8:206:GLU:CD	2.62	0.45
18:B8:245:LEU:HD21	18:B8:268:GLN:NE2	2.32	0.45
18:B8:685:SER:O	18:B8:687:SER:N	2.48	0.45
18:B8:1068:THR:C	18:B8:1070:GLY:N	2.74	0.45
18:B8:1529:GLU:CD	24:D32:1415:LEU:CG	2.78	0.45
20:E:440:VAL:C	20:E:442:LYS:N	2.74	0.45
24:D:122:GLN:HE22	24:D:151:VAL:HG21	1.82	0.45
24:D24:122:GLN:HE22	24:D24:151:VAL:HG21	1.81	0.45
10:C32:1708:ARG:CG	10:C32:1730:ILE:CD1	2.94	0.45
12:A48:359:GLU:OE2	12:A48:362:ARG:NH2	2.50	0.45
1:R8:93:SER:HB2	1:R8:685:ILE:HD12	1.98	0.45
1:R8:982:GLU:CG	24:D40:1436:ARG:HE	2.28	0.45
2:M8:562:PHE:CE2	3:N8:295:GLU:CD	2.95	0.45
2:M8:757:VAL:CG1	2:M8:758:GLU:N	2.79	0.45
1:R16:1124:TRP:HH2	4:T16:669:PRO:HA	1.81	0.45
2:M16:757:VAL:CG1	2:M16:758:GLU:N	2.79	0.45
3:N16:128:ASN:HB3	3:N16:144:ARG:HE	1.81	0.45
5:P:36:VAL:HG21	6:O:323:PRO:HB2	1.99	0.45
5:P:201:ILE:HD12	5:P:211:TYR:CZ	2.51	0.45

*Continued on next page...*

*Continued from previous page...*

Atom-1	Atom-2	Interatomic distance (Å)	Clash overlap (Å)
6:O8:288:TRP:CE2	6:O8:295:LEU:HD13	2.52	0.45
5:P16:36:VAL:HG21	6:O16:323:PRO:HB2	1.99	0.45
5:P16:592:SER:HG	5:P16:598:LEU:CD1	2.07	0.45
7:Q16:51:ILE:HG12	7:Q16:121:ILE:HD11	1.98	0.45
9:K:909:ASP:OD1	9:K:957:ILE:HD11	2.17	0.45
9:K8:876:LEU:HD21	9:K8:904:ARG:HG3	1.98	0.45
10:C16:225:LEU:HD21	10:C16:388:TYR:CE2	2.51	0.45
10:C16:969:ASN:OD1	10:C16:979:MET:HE2	2.17	0.45
10:C16:1424:GLN:HE21	10:C16:1478:VAL:HG13	1.71	0.45
11:A24:20:LEU:CD1	21:H8:346:THR:CG2	2.90	0.45
11:A24:307:GLY:O	20:E:387:LEU:HD23	2.16	0.45
11:A24:696:ILE:HD11	11:A24:728:ILE:HD12	1.92	0.45
10:C24:225:LEU:HD21	10:C24:388:TYR:CE2	2.51	0.45
10:C24:390:HIS:CD2	10:C24:449:GLU:CD	2.86	0.45
10:C24:1161:PHE:O	10:C24:1162:PRO:C	2.55	0.45
11:A40:388:VAL:CG1	11:A40:392:SER:HB2	2.45	0.45
11:A40:587:VAL:CG2	11:A40:627:ILE:HD13	2.47	0.45
11:A40:737:GLU:HG2	24:D32:802:PHE:CE2	2.52	0.45
11:A40:748:GLU:CB	24:D24:1398:ARG:NH1	2.26	0.45
12:A:587:VAL:CG2	12:A:627:ILE:HD13	2.47	0.45
14:W:586:ILE:HD13	15:J:569:ALA:CA	2.22	0.45
10:C:363:PHE:CD2	10:C:367:ASN:ND2	2.84	0.45
10:C:450:PRO:C	10:C:452:LEU:N	2.69	0.45
10:C:761:VAL:HG21	10:C:826:TYR:CA	2.42	0.45
10:C:909:PRO:CB	10:C:920:LEU:HD22	2.46	0.45
10:C8:1381:ALA:O	10:C8:1385:LEU:HB2	2.17	0.45
18:B:245:LEU:HD21	18:B:268:GLN:NE2	2.32	0.45
18:B:688:GLY:O	18:B:690:TRP:N	2.49	0.45
18:B:1065:LYS:C	18:B:1067:SER:H	2.20	0.45
18:B8:690:TRP:HH2	18:B8:787:VAL:CG2	2.18	0.45
18:B8:1061:ALA:HA	18:B8:1064:ILE:CD1	2.47	0.45
18:B8:1209:LEU:CD2	18:B8:1238:PHE:HE1	2.29	0.45
18:B8:1438:LEU:CD1	18:B8:1462:LEU:CD1	2.94	0.45
18:B8:1531:TRP:CE3	18:B8:1532:PHE:HA	2.52	0.45
20:E:274:PRO:HA	20:E:279:GLN:OE1	2.15	0.45
21:H:228:LEU:CD2	23:J32:592:VAL:CG1	2.92	0.45
22:I24:303:SER:O	22:I24:307:VAL:HG23	2.16	0.45
22:I24:332:MET:CG	23:J24:732:MET:HE1	2.46	0.45
24:D:400:VAL:CG1	24:D16:751:MET:HB3	2.29	0.45
24:D40:122:GLN:HE22	24:D40:151:VAL:HG21	1.82	0.45
24:D40:749:ARG:NH2	24:D40:965:ASP:CG	2.75	0.45

*Continued on next page...*

*Continued from previous page...*

Atom-1	Atom-2	Interatomic distance (Å)	Clash overlap (Å)
10:C32:62:ILE:HD13	10:C32:95:VAL:HG21	1.97	0.45
10:C32:1530:PHE:CE1	12:A48:132:MET:CE	2.92	0.45
10:C32:1708:ARG:HB2	10:C32:1730:ILE:HD13	1.98	0.45
12:A48:823:VAL:O	12:A48:830:ILE:CD1	2.64	0.45
1:R:422:ARG:HH21	1:R:580:GLU:CD	2.25	0.45
1:R:1101:ARG:NE	24:D:1459:LEU:O	2.50	0.45
1:R:1124:TRP:HH2	4:T:669:PRO:HA	1.82	0.45
1:R:1328:LYS:HE3	10:C:1177:ARG:HE	1.75	0.45
2:M:211:MET:HE3	3:N:280:ASN:CA	2.46	0.45
2:M8:401:ARG:HD2	2:M8:487:TRP:CD1	2.52	0.45
2:M8:783:TRP:O	8:L16:472:GLU:CD	2.59	0.45
3:N8:9:GLY:C	3:N8:36:LYS:NZ	2.74	0.45
1:R16:1112:LYS:HD3	5:P16:712:PHE:CZ	2.51	0.45
2:M16:358:LEU:N	2:M16:359:PRO:CD	2.79	0.45
2:M16:627:TYR:CB	3:N16:167:LEU:HA	2.47	0.45
5:P:578:LEU:CD1	5:P:608:LYS:HZ2	2.30	0.45
6:O:288:TRP:CE2	6:O:295:LEU:HD13	2.52	0.45
5:P8:472:HIS:HB3	5:P8:475:THR:OG1	2.17	0.45
5:P8:510:ILE:CD1	7:Q8:183:ARG:NH1	2.72	0.45
7:Q16:183:ARG:HD3	7:Q16:229:ILE:CG2	2.46	0.45
7:Q16:211:GLY:C	7:Q16:212:GLU:HG3	2.42	0.45
7:Q16:306:MET:HE2	7:Q16:326:LEU:CD1	2.47	0.45
9:K:727:ASP:C	9:K:729:VAL:N	2.73	0.45
9:K:916:LYS:HA	9:K:919:MET:SD	2.57	0.45
9:K8:955:TYR:CZ	9:K8:985:PHE:HA	2.50	0.45
10:C16:460:TRP:CZ2	10:C16:495:LYS:HD2	2.51	0.45
10:C16:1102:SER:C	10:C16:1104:GLN:H	2.24	0.45
10:C16:1161:PHE:O	10:C16:1162:PRO:C	2.55	0.45
10:C16:1285:VAL:CB	10:C16:1738:MET:CE	2.85	0.45
10:C16:1381:ALA:O	10:C16:1385:LEU:HB2	2.16	0.45
10:C16:1708:ARG:HB2	10:C16:1730:ILE:HD13	1.98	0.45
10:C24:148:GLU:HA	10:C24:149:PRO:HD3	1.79	0.45
10:C24:445:MET:HE1	10:C24:462:PHE:CE1	2.52	0.45
10:C24:1164:VAL:HG13	10:C24:1167:PHE:HE2	1.81	0.45
10:C24:1394:GLN:OE1	24:D24:1158:SER:CB	2.64	0.45
10:C24:1424:GLN:HE22	10:C24:1478:VAL:HG13	1.81	0.45
10:C24:1453:ARG:NH2	24:D24:1150:GLY:C	2.70	0.45
12:A:126:ARG:HH11	10:C:1337:LEU:HD23	1.80	0.45
12:A:696:ILE:CD1	12:A:725:GLY:HA2	2.47	0.45
13:V:783:TRP:HZ2	14:W:671:GLU:CB	2.30	0.45
13:V:800:LYS:HB3	14:W:688:HIS:CE1	2.51	0.45

*Continued on next page...*

*Continued from previous page...*

Atom-1	Atom-2	Interatomic distance (Å)	Clash overlap (Å)
15:J:722:LEU:HD13	10:C8:1623:ILE:HD11	1.95	0.45
10:C8:68:LEU:HB3	10:C8:69:PRO:HD2	1.98	0.45
10:C8:296:PHE:CE1	10:C8:300:VAL:CG2	3.00	0.45
10:C8:1161:PHE:O	10:C8:1162:PRO:C	2.55	0.45
10:C8:1713:ALA:O	10:C8:1717:ILE:HG13	2.16	0.45
11:A16:506:TYR:CE1	11:A16:510:LEU:HD11	2.52	0.45
18:B:32:LEU:CD1	18:B:163:ILE:CD1	2.83	0.45
18:B:458:GLU:O	18:B:461:PHE:HB3	2.16	0.45
18:B:530:SER:O	18:B:531:ASN:HB2	2.16	0.45
18:B:729:LEU:CB	18:B:1196:MET:HE3	2.44	0.45
18:B:1175:ALA:HA	18:B:1325:MET:CE	2.46	0.45
18:B:1186:LEU:HD21	18:B:1199:VAL:HG13	1.97	0.45
18:B:1275:TYR:OH	18:B:1300:GLU:OE2	2.25	0.45
18:B8:268:GLN:HE21	18:B8:323:GLU:HB3	1.77	0.45
18:B8:1094:MET:HE2	18:B8:1145:TRP:CH2	2.52	0.45
20:E:353:ILE:CG2	20:E:413:PHE:CD2	2.87	0.45
19:48:339:LEU:HA	24:D8:140:ALA:HB2	1.98	0.45
20:E8:263:GLU:HB3	20:E8:264:PRO:HD3	1.98	0.45
20:E8:355:PRO:O	20:E8:454:MET:HE1	2.16	0.45
21:H8:338:MET:SD	22:I8:304:LEU:HD21	2.56	0.45
21:H24:284:LEU:CD2	23:J24:647:MET:O	2.64	0.45
22:I24:161:VAL:CG2	23:J24:585:LEU:HD21	2.46	0.45
21:H16:232:LEU:CD1	22:I16:167:ILE:HG23	2.47	0.45
22:I16:368:VAL:CG2	23:J16:591:LYS:HZ2	2.30	0.45
24:D:393:LEU:HD11	24:D16:744:LEU:HD21	1.98	0.45
24:D8:122:GLN:HE22	24:D8:151:VAL:HG21	1.82	0.45
24:D8:552:VAL:HG21	24:D8:592:ILE:HD11	1.97	0.45
24:D32:695:THR:HG22	24:D32:808:SER:OG	2.17	0.45
10:C32:64:LEU:CD1	10:C32:70:ILE:HD12	2.42	0.45
1:R:1328:LYS:CA	10:C:1173:LEU:HD21	2.33	0.45
2:M:358:LEU:N	2:M:359:PRO:CD	2.79	0.45
2:M:401:ARG:HD2	2:M:487:TRP:CD1	2.52	0.45
2:M:673:ASN:CG	2:M:681:ALA:HB2	2.41	0.45
1:R8:1428:VAL:HG13	1:R8:1431:ARG:HE	1.79	0.45
1:R8:1438:TRP:NE1	3:N8:58:PRO:HG2	2.31	0.45
1:R8:1486:SER:HA	2:M8:177:VAL:CG2	2.44	0.45
2:M8:191:TRP:HH2	2:M8:222:ILE:HD11	1.82	0.45
2:M8:552:PHE:CZ	2:M8:559:PHE:HE2	2.20	0.45
5:P:158:VAL:HG11	5:P:248:ILE:HG23	1.98	0.45
5:P:472:HIS:HB3	5:P:475:THR:OG1	2.17	0.45
6:O:288:TRP:CZ3	6:O:315:TRP:CH2	3.05	0.45

*Continued on next page...*



*Continued from previous page...*

Atom-1	Atom-2	Interatomic distance (Å)	Clash overlap (Å)
7:Q:211:GLY:C	7:Q:212:GLU:HG3	2.42	0.45
5:P8:614:VAL:HG21	5:P8:625:GLU:HG2	1.60	0.45
5:P16:39:LEU:HD11	6:O16:323:PRO:HG2	1.98	0.45
5:P16:641:GLN:HE22	5:P16:681:ALA:CB	2.29	0.45
9:K8:909:ASP:OD1	9:K8:957:ILE:HD11	2.17	0.45
9:K16:955:TYR:OH	9:K16:984:GLY:HA2	2.16	0.45
9:K16:1248:LEU:HD11	9:K16:1265:ILE:HD12	1.97	0.45
10:C16:68:LEU:HB3	10:C16:69:PRO:HD2	1.98	0.45
10:C16:456:ASN:HB3	10:C16:459:LEU:HB2	1.99	0.45
10:C16:1654:LEU:HD22	10:C16:1670:PRO:O	2.16	0.45
11:A24:464:GLY:C	11:A24:466:SER:N	2.74	0.45
11:A24:803:PRO:HA	24:D8:1401:LEU:CD1	2.47	0.45
10:C24:460:TRP:CZ2	10:C24:495:LYS:HD2	2.51	0.45
10:C24:1328:PHE:CZ	10:C24:1377:ILE:CD1	2.91	0.45
10:C24:1488:ILE:HD13	10:C24:1528:LEU:HD23	1.99	0.45
10:C24:1708:ARG:NH1	21:H24:279:GLU:HG3	2.29	0.45
11:A40:464:GLY:C	11:A40:466:SER:N	2.74	0.45
12:A:388:VAL:CG1	12:A:392:SER:HB2	2.46	0.45
14:W:210:PRO:HA	14:W:219:ILE:CD1	2.47	0.45
10:C:57:VAL:HG22	10:C:62:ILE:CD1	2.47	0.45
10:C:664:ASN:OD1	10:C:697:HIS:HB2	2.17	0.45
10:C:1713:ALA:O	10:C:1717:ILE:HG13	2.16	0.45
10:C8:837:ARG:NH2	10:C8:890:ASP:O	2.48	0.45
10:C8:847:ARG:HH22	10:C8:912:THR:H	1.63	0.45
10:C8:1821:VAL:CG1	16:A8:144:LYS:CE	2.93	0.45
11:A16:440:LEU:O	11:A16:443:LEU:HD12	2.16	0.45
11:A16:587:VAL:HG21	11:A16:636:PHE:CE1	2.41	0.45
11:A16:587:VAL:CG2	11:A16:627:ILE:HD13	2.47	0.45
18:B:140:GLN:NE2	18:B:206:GLU:CD	2.62	0.45
18:B:1438:LEU:CD1	18:B:1462:LEU:CD1	2.94	0.45
18:B:1531:TRP:CE3	18:B:1532:PHE:HA	2.52	0.45
18:B8:467:ILE:HG23	18:B8:581:LEU:HD22	1.99	0.45
18:B8:1529:GLU:CD	24:D32:1415:LEU:HG	2.39	0.45
20:E8:432:ILE:CG1	24:D40:72:GLU:HG2	2.44	0.45
22:I:171:MET:HE1	23:J32:595:THR:OG1	2.16	0.45
21:H8:232:LEU:CD1	22:I8:167:ILE:HG23	2.47	0.45
21:H24:338:MET:SD	22:I24:304:LEU:HD21	2.56	0.45
10:C32:33:ILE:HG22	10:C32:158:LEU:CD2	2.47	0.45
10:C32:41:GLN:HE21	10:C32:165:ALA:HB1	1.82	0.45
10:C32:68:LEU:HB3	10:C32:69:PRO:HD2	1.98	0.45
10:C32:1594:PRO:CB	10:C32:1645:PHE:CD1	3.00	0.45

*Continued on next page...*



*Continued from previous page...*

Atom-1	Atom-2	Interatomic distance (Å)	Clash overlap (Å)
12:A48:440:LEU:O	12:A48:443:LEU:HD12	2.16	0.45
1:R:1362:ASP:O	1:R:1365:ILE:HG22	2.17	0.45
2:M:552:PHE:CZ	2:M:559:PHE:HE2	2.20	0.45
2:M:562:PHE:CE2	3:N:295:GLU:CD	2.95	0.45
2:M8:816:ARG:CB	2:M8:850:TYR:CD2	3.00	0.45
2:M8:851:LEU:CD2	4:T8:653:GLN:CG	2.85	0.45
1:R16:1434:VAL:HG21	3:N16:151:VAL:O	2.15	0.45
2:M16:225:ASP:CB	2:M16:606:GLN:HE22	2.28	0.45
2:M16:544:LEU:HD12	2:M16:586:ALA:O	2.09	0.45
2:M16:622:ARG:CZ	2:M16:624:ASP:OD2	2.64	0.45
3:N16:1:MET:O	3:N16:302:PRO:C	2.60	0.45
6:O:54:VAL:CG1	6:O:85:TRP:HE1	2.15	0.45
7:Q:306:MET:HE2	7:Q:326:LEU:CD1	2.47	0.45
5:P8:201:ILE:HD12	5:P8:211:TYR:CZ	2.51	0.45
7:Q8:290:ASP:OD2	7:Q8:293:THR:OG1	2.27	0.45
9:K8:1249:MET:HA	9:K8:1254:PHE:CG	2.51	0.45
9:K16:912:TYR:CG	9:K16:957:ILE:HD11	2.52	0.45
10:C16:490:GLN:HE21	10:C16:561:ASN:HB2	1.82	0.45
10:C16:1215:ALA:HA	10:C16:1219:ILE:HD12	1.99	0.45
11:A24:506:TYR:CE1	11:A24:510:LEU:HD11	2.52	0.45
10:C24:57:VAL:HG22	10:C24:62:ILE:CD1	2.47	0.45
10:C24:931:PRO:O	10:C24:939:LYS:HD2	2.16	0.45
10:C24:1215:ALA:HA	10:C24:1219:ILE:HD12	1.99	0.45
10:C24:1332:GLN:O	10:C24:1366:GLN:NE2	2.50	0.45
10:C24:1708:ARG:HB2	10:C24:1730:ILE:HD13	1.99	0.45
11:A40:696:ILE:CD1	11:A40:725:GLY:HA2	2.47	0.45
14:W:628:HIS:CG	14:W:632:ILE:HD12	2.52	0.45
10:C:1304:VAL:CG1	10:C:1384:ILE:HD11	2.45	0.45
10:C:1624:LEU:HD22	10:C:1632:LEU:HD12	1.99	0.45
10:C8:969:ASN:OD1	10:C8:979:MET:HE2	2.17	0.45
10:C8:1708:ARG:CG	10:C8:1730:ILE:CD1	2.94	0.45
18:B:1028:LYS:HE2	18:B:1032:GLN:NE2	2.32	0.45
18:B:1161:LEU:CG	18:B:1403:ILE:CD1	2.95	0.45
18:B:1658:MET:HE3	18:B:1662:TYR:HE2	1.81	0.45
18:B8:334:PHE:CE1	18:B8:338:ILE:HD12	2.52	0.45
18:B8:1119:LYS:C	18:B8:1120:THR:O	2.59	0.45
18:B8:1142:PHE:CZ	18:B8:1348:VAL:HG12	2.52	0.45
18:B8:1700:LEU:HD21	18:B8:1833:PHE:CE2	2.51	0.45
18:B8:1943:HIS:HB3	18:B8:1945:TYR:CE1	2.52	0.45
21:H:149:HIS:CD2	23:J32:565:ALA:CB	3.00	0.45
21:H:232:LEU:CD1	22:I:167:ILE:HG23	2.47	0.45

*Continued on next page...*

*Continued from previous page...*

Atom-1	Atom-2	Interatomic distance (Å)	Clash overlap (Å)
23:J24:686:MET:CE	23:J24:694:ARG:NE	2.67	0.45
24:D24:695:THR:HG22	24:D24:808:SER:OG	2.17	0.45
24:D24:1330:ARG:CZ	24:D32:719:ARG:NH1	2.80	0.45
10:C32:172:ILE:HG23	10:C32:240:ILE:CD1	2.46	0.45
10:C32:399:HIS:CG	10:C32:400:PRO:HD2	2.52	0.45
10:C32:553:LEU:CD2	10:C32:595:THR:HG23	2.45	0.45
10:C32:795:ASP:OD1	10:C32:796:LEU:N	2.49	0.45
10:C32:832:LEU:HG	10:C32:834:GLN:OE1	2.17	0.45
10:C32:1332:GLN:O	10:C32:1366:GLN:NE2	2.50	0.45
1:R8:1265:PHE:HD2	5:P8:684:ARG:CZ	2.27	0.45
3:N8:4:GLN:CD	3:N8:44:GLY:HA2	2.40	0.45
3:N8:163:ALA:O	3:N8:164:PRO:C	2.51	0.45
1:R16:422:ARG:HH21	1:R16:580:GLU:CD	2.25	0.45
1:R16:1486:SER:HA	2:M16:177:VAL:CG2	2.43	0.45
2:M16:762:LEU:CD2	2:M16:813:ASN:HD22	2.29	0.45
4:T16:671:ILE:HD13	5:P16:699:SER:CA	2.46	0.45
6:O:119:ARG:NH2	6:O:182:GLU:CB	2.76	0.45
5:P16:483:LEU:HD21	5:P16:493:LEU:HD23	1.98	0.45
8:L8:527:ILE:HD13	8:L8:568:PHE:CE1	2.51	0.45
9:K:1279:GLU:O	9:K:1281:SER:N	2.49	0.45
9:K8:631:VAL:HG12	9:K8:764:VAL:CB	2.33	0.45
10:C16:445:MET:HE1	10:C16:462:PHE:CE1	2.52	0.45
10:C16:1074:LEU:HB2	18:B:256:VAL:O	2.17	0.45
10:C16:1708:ARG:CG	10:C16:1730:ILE:CD1	2.94	0.45
10:C16:1823:GLN:O	10:C16:1827:THR:OG1	2.34	0.45
10:C24:664:ASN:OD1	10:C24:697:HIS:HB2	2.17	0.45
10:C24:918:PHE:HA	10:C24:927:THR:HG21	1.99	0.45
10:C24:1624:LEU:HD22	10:C24:1632:LEU:HD12	1.99	0.45
10:C24:1708:ARG:CG	10:C24:1730:ILE:CD1	2.94	0.45
11:A40:359:GLU:OE2	11:A40:362:ARG:NH2	2.50	0.45
11:A40:468:VAL:HG23	24:D32:1100:GLN:OE1	2.10	0.45
11:A40:749:GLN:NE2	24:D24:1398:ARG:CZ	2.80	0.45
14:W:590:LEU:HD13	14:W:641:GLU:OE2	2.00	0.45
10:C:460:TRP:CZ2	10:C:495:LYS:HD2	2.51	0.45
10:C:585:PRO:HA	10:C:586:PRO:HD3	1.90	0.45
10:C:918:PHE:HA	10:C:927:THR:HG21	1.99	0.45
10:C:1424:GLN:HE22	10:C:1478:VAL:HG13	1.81	0.45
10:C8:57:VAL:HG22	10:C8:62:ILE:CD1	2.47	0.45
10:C8:225:LEU:HD21	10:C8:388:TYR:CE2	2.51	0.45
10:C8:664:ASN:OD1	10:C8:697:HIS:HB2	2.17	0.45
10:C8:1708:ARG:HB2	10:C8:1730:ILE:HD13	1.98	0.45

*Continued on next page...*

*Continued from previous page...*

Atom-1	Atom-2	Interatomic distance (Å)	Clash overlap (Å)
11:A32:587:VAL:HG22	11:A32:627:ILE:CD1	2.47	0.45
11:A32:798:PHE:CE2	11:A32:809:VAL:HG21	2.52	0.45
18:B:374:ILE:CG2	18:B:380:LEU:HD13	2.46	0.45
18:B:958:ARG:HG3	18:B:1029:THR:HG23	1.96	0.45
18:B:1025:ASP:OD1	18:B:1285:MET:HE3	2.17	0.45
18:B:1349:LEU:HD22	18:B:1367:ILE:CD1	2.46	0.45
18:B:1926:VAL:HG22	18:B:1961:TYR:CD1	2.52	0.45
18:B8:1025:ASP:OD1	18:B8:1285:MET:HE3	2.17	0.45
20:E:163:ILE:HG22	20:E:165:ARG:HG3	1.99	0.45
19:48:251:ARG:NH2	19:48:254:LEU:CD2	2.79	0.45
21:H:338:MET:SD	22:I:304:LEU:HD21	2.57	0.45
22:I:155:PHE:CZ	22:I:159:ARG:HD2	2.51	0.45
24:D16:387:LEU:HD21	24:D16:411:MET:HG2	1.98	0.45
24:D16:695:THR:HG22	24:D16:808:SER:OG	2.17	0.45
24:D32:387:LEU:HD21	24:D32:411:MET:HG2	1.98	0.45
10:C32:26:ARG:HE	10:C32:151:LEU:HD13	1.82	0.45
10:C32:490:GLN:HE21	10:C32:561:ASN:HB2	1.82	0.45
10:C32:547:VAL:HG21	10:C32:587:TYR:CD2	2.52	0.45
10:C32:837:ARG:NH2	10:C32:890:ASP:O	2.49	0.45
12:A48:696:ILE:CD1	12:A48:725:GLY:HA2	2.47	0.45
1:R:672:LYS:HZ2	1:R:842:ASP:CG	2.24	0.45
3:N:200:MET:CE	3:N:203:PHE:CD2	2.96	0.45
1:R8:1124:TRP:CZ2	4:T8:669:PRO:CD	2.99	0.45
6:O:43:SER:CB	7:Q:45:ASP:OD2	2.65	0.45
7:Q:279:LEU:HD13	7:Q:323:PRO:HB2	1.99	0.45
5:P8:442:GLU:OE2	5:P8:446:HIS:CE1	2.70	0.45
7:Q8:183:ARG:HD3	7:Q8:229:ILE:CG2	2.46	0.45
8:L16:173:ASP:OD2	12:A48:783:PHE:CD1	2.70	0.45
9:K:899:GLU:OE1	9:K:903:ARG:NH2	2.50	0.45
9:K:1056:VAL:HG11	9:K:1059:ARG:HH21	1.82	0.45
9:K:1249:MET:HA	9:K:1254:PHE:CG	2.51	0.45
9:K8:1117:LEU:HD11	9:K8:1135:THR:CG2	2.43	0.45
10:C16:398:SER:HA	10:C16:458:VAL:CG1	2.46	0.45
10:C16:1541:PHE:O	10:C16:1543:GLU:N	2.50	0.45
10:C16:1665:THR:HG23	10:C24:1601:TYR:O	2.16	0.45
11:A24:587:VAL:CG2	11:A24:627:ILE:HD13	2.47	0.45
11:A24:696:ILE:CD1	11:A24:725:GLY:HA2	2.47	0.45
10:C24:286:ILE:HG21	10:C24:292:PHE:CE1	2.45	0.45
12:A:641:ARG:C	12:A:685:ARG:HH22	2.23	0.45
12:A:782:PRO:C	12:A:783:PHE:CG	2.93	0.45
12:A:823:VAL:O	12:A:830:ILE:CD1	2.64	0.45

*Continued on next page...*

*Continued from previous page...*

Atom-1	Atom-2	Interatomic distance (Å)	Clash overlap (Å)
14:W:586:ILE:HG13	15:J:572:ASP:HB3	1.99	0.45
10:C8:988:GLN:HE21	10:C8:1064:PHE:HE1	1.60	0.45
11:A16:11:THR:HG21	22:I:162:GLN:CD	2.41	0.45
11:A32:359:GLU:OE2	11:A32:362:ARG:NH2	2.50	0.45
18:B:7:VAL:HG12	18:B:8:ASP:N	2.31	0.45
18:B:580:GLU:OE2	18:B:643:MET:SD	2.75	0.45
18:B:1094:MET:HE2	18:B:1145:TRP:CH2	2.52	0.45
18:B:1142:PHE:CZ	18:B:1348:VAL:HG12	2.52	0.45
18:B:1943:HIS:HB3	18:B:1945:TYR:CE1	2.52	0.45
18:B8:460:PRO:CB	18:B8:562:ARG:NH1	2.76	0.45
18:B8:891:VAL:HG22	18:B8:945:LEU:HA	1.99	0.45
18:B8:1522:LEU:HD22	18:B8:1531:TRP:CG	2.52	0.45
19:4:286:TRP:CG	20:E:163:ILE:HG23	2.49	0.45
22:I8:303:SER:O	22:I8:307:VAL:HG23	2.16	0.45
21:H24:366:MET:HE3	22:I24:332:MET:CE	2.32	0.45
22:I16:368:VAL:HG21	23:J16:591:LYS:HZ2	1.81	0.45
23:J16:718:GLN:HG3	23:J16:737:TRP:CZ3	2.52	0.45
24:D16:122:GLN:HE22	24:D16:151:VAL:HG21	1.81	0.45
10:C32:363:PHE:CD2	10:C32:367:ASN:ND2	2.84	0.45
10:C32:909:PRO:CB	10:C32:920:LEU:HD22	2.46	0.45
10:C32:993:HIS:HA	10:C32:996:THR:OG1	2.16	0.45
10:C32:1164:VAL:HG13	10:C32:1167:PHE:HE2	1.81	0.45
10:C32:1823:GLN:O	10:C32:1827:THR:OG1	2.34	0.45
12:A48:587:VAL:CG2	12:A48:627:ILE:HD13	2.47	0.45
2:M:225:ASP:CB	2:M:606:GLN:HE22	2.28	0.45
1:R8:422:ARG:HH21	1:R8:580:GLU:CD	2.25	0.45
2:M8:627:TYR:CB	3:N8:167:LEU:HA	2.47	0.45
2:M8:762:LEU:CD2	2:M8:813:ASN:HD22	2.29	0.45
1:R16:1124:TRP:CH2	4:T16:669:PRO:CG	2.95	0.45
1:R16:1362:ASP:O	1:R16:1365:ILE:HG22	2.17	0.45
1:R16:1490:VAL:O	1:R16:1494:THR:OG1	2.35	0.45
2:M16:552:PHE:CZ	2:M16:559:PHE:HE2	2.20	0.45
5:P:418:CYS:HA	5:P:422:PHE:HD2	1.82	0.45
6:O:120:LYS:HE3	10:C:1163:LEU:CD1	2.47	0.45
5:P8:213:LYS:HE3	5:P8:357:CYS:SG	2.57	0.45
8:L16:527:ILE:HD13	8:L16:568:PHE:CE1	2.52	0.45
8:L16:608:PHE:CZ	8:L16:635:MET:HG2	2.52	0.45
10:C16:1699:LYS:CE	23:J32:722:LEU:HD22	2.38	0.45
10:C24:26:ARG:HE	10:C24:151:LEU:HD13	1.82	0.45
10:C24:41:GLN:HE21	10:C24:165:ALA:HB1	1.82	0.45
10:C24:605:GLU:H	10:C24:605:GLU:HG2	1.47	0.45

*Continued on next page...*

*Continued from previous page...*

Atom-1	Atom-2	Interatomic distance (Å)	Clash overlap (Å)
12:A:259:ILE:HG23	12:A:276:LEU:HD22	1.96	0.45
12:A:440:LEU:O	12:A:443:LEU:HD12	2.16	0.45
14:W:370:VAL:HG21	14:W:474:ILE:CD1	2.46	0.45
14:W:709:LEU:HD11	15:J:643:THR:CB	2.47	0.45
10:C:16:LEU:HD22	10:C:139:ARG:HH12	1.81	0.45
10:C:572:ILE:CG1	10:C:606:MET:CE	2.90	0.45
10:C:667:ILE:HA	10:C:670:GLU:N	2.31	0.45
10:C:931:PRO:O	10:C:939:LYS:HD2	2.16	0.45
10:C8:26:ARG:HE	10:C8:151:LEU:HD13	1.82	0.45
10:C8:41:GLN:HE21	10:C8:165:ALA:HB1	1.82	0.45
10:C8:456:ASN:HB3	10:C8:459:LEU:HB2	1.99	0.45
10:C8:585:PRO:HA	10:C8:586:PRO:HD3	1.90	0.45
10:C8:1488:ILE:HD13	10:C8:1528:LEU:HD23	1.99	0.45
11:A16:696:ILE:CD1	11:A16:725:GLY:HA2	2.47	0.45
17:F:72:SER:C	17:F:74:ILE:H	2.24	0.45
18:B:1177:LEU:HD22	18:B:1321:MET:SD	2.57	0.45
18:B:1234:MET:CB	18:B:1235:PRO:HD3	2.47	0.45
18:B:1522:LEU:HD22	18:B:1531:TRP:CG	2.52	0.45
18:B:1529:GLU:CD	24:D16:1415:LEU:HD12	2.34	0.45
18:B:1556:SER:O	18:B:1560:ILE:HG13	2.17	0.45
18:B:1778:ALA:N	18:B:1779:PRO:CD	2.80	0.45
18:B8:580:GLU:OE2	18:B8:643:MET:SD	2.75	0.45
18:B8:1778:ALA:N	18:B8:1779:PRO:CD	2.80	0.45
20:E:429:PRO:HG2	24:D:69:VAL:CG2	2.46	0.45
20:E:494:ILE:HD13	20:E:507:LEU:CB	2.47	0.45
22:I8:321:LYS:HZ3	23:J8:711:GLU:HB2	1.81	0.45
22:I8:332:MET:CG	23:J8:732:MET:HE1	2.46	0.45
22:I8:364:ALA:O	22:I8:368:VAL:HG23	2.17	0.45
21:H24:373:MET:HE2	22:I24:343:ARG:NH1	2.32	0.45
22:I16:161:VAL:CG2	23:J16:585:LEU:HD21	2.46	0.45
24:D8:472:ILE:HD11	24:D8:539:THR:CG2	2.47	0.45
24:D24:387:LEU:HD21	24:D24:411:MET:HG2	1.98	0.45
10:C32:365:LEU:HD22	10:C32:370:ARG:NH2	2.32	0.45
10:C32:470:HIS:CD2	10:C32:508:ILE:HD11	2.44	0.45
10:C32:736:ILE:HD11	10:C32:794:LYS:HZ2	1.82	0.45
10:C32:1102:SER:C	10:C32:1104:GLN:H	2.24	0.45
2:M:417:ARG:C	8:L:346:TRP:HZ2	2.25	0.44
2:M:816:ARG:CB	2:M:850:TYR:CD2	3.00	0.44
3:N:4:GLN:CD	3:N:44:GLY:HA2	2.40	0.44
1:R8:1490:VAL:O	1:R8:1494:THR:OG1	2.36	0.44
3:N8:19:MET:CE	3:N8:23:GLY:CA	2.75	0.44

*Continued on next page...*

*Continued from previous page...*

Atom-1	Atom-2	Interatomic distance (Å)	Clash overlap (Å)
1:R16:1466:LYS:HG3	6:O16:160:LEU:HB3	2.00	0.44
2:M16:816:ARG:CB	2:M16:850:TYR:CD2	3.00	0.44
5:P:641:GLN:HE22	5:P:681:ALA:CB	2.29	0.44
5:P8:1:MET:HA	5:P8:2:PRO:HD3	1.50	0.44
6:O8:179:LYS:CE	6:O8:183:GLN:OE1	2.56	0.44
5:P16:213:LYS:HE3	5:P16:357:CYS:SG	2.57	0.44
6:O16:119:ARG:NH2	6:O16:182:GLU:CB	2.76	0.44
6:O16:288:TRP:CE2	6:O16:295:LEU:HD13	2.52	0.44
9:K8:595:PHE:CD2	9:K8:601:VAL:HG22	2.52	0.44
10:C16:1385:LEU:HD23	10:C16:1389:ILE:CD1	2.47	0.44
10:C16:1624:LEU:HD22	10:C16:1632:LEU:HD12	1.99	0.44
10:C16:1763:LEU:HD13	10:C16:1825:LEU:HD23	1.99	0.44
11:A24:798:PHE:CE2	11:A24:809:VAL:HG21	2.52	0.44
10:C24:399:HIS:CG	10:C24:400:PRO:HD2	2.52	0.44
10:C24:456:ASN:HB3	10:C24:459:LEU:HB2	1.99	0.44
10:C24:1381:ALA:O	10:C24:1385:LEU:HB2	2.16	0.44
11:A40:36:ASN:HD21	22:I16:293:LYS:HE3	1.76	0.44
11:A40:629:LEU:HD22	11:A40:675:LEU:CD1	2.46	0.44
13:V:814:MET:HE2	13:V:814:MET:HB3	1.78	0.44
14:W:469:LEU:HD23	14:W:555:THR:HG21	1.99	0.44
10:C:490:GLN:HE21	10:C:561:ASN:HB2	1.82	0.44
10:C:659:PHE:O	10:C:663:ILE:HG12	2.17	0.44
10:C:1352:GLN:HE22	10:C:1357:LEU:CD1	2.29	0.44
10:C:1420:LEU:HD22	10:C:1471:TYR:CE2	2.52	0.44
10:C8:33:ILE:HG22	10:C8:158:LEU:CD2	2.47	0.44
10:C8:1215:ALA:O	10:C8:1219:ILE:HB	2.16	0.44
11:A16:124:ASN:ND2	18:B:1562:LYS:HB3	2.33	0.44
11:A16:696:ILE:HD11	11:A16:728:ILE:HD12	1.92	0.44
11:A32:11:THR:HG21	22:I24:162:GLN:CD	2.41	0.44
11:A32:506:TYR:CE1	11:A32:510:LEU:HD11	2.52	0.44
11:A32:587:VAL:CG2	11:A32:627:ILE:HD13	2.47	0.44
18:B:349:PHE:CE1	18:B:353:ILE:HD12	2.44	0.44
18:B:583:ARG:CD	18:B:643:MET:SD	3.05	0.44
18:B:1679:ARG:C	18:B:1681:GLN:H	2.25	0.44
18:B8:90:ILE:CD1	18:B8:131:ILE:HG21	2.40	0.44
18:B8:286:GLN:OE1	18:B8:443:PHE:CD2	2.70	0.44
18:B8:1161:LEU:CG	18:B8:1403:ILE:CD1	2.95	0.44
18:B8:1234:MET:N	18:B8:1235:PRO:HD2	2.33	0.44
18:B8:1234:MET:CB	18:B8:1235:PRO:HD3	2.47	0.44
18:B8:1679:ARG:C	18:B8:1681:GLN:H	2.25	0.44
18:B8:1926:VAL:HG22	18:B8:1961:TYR:CD1	2.52	0.44

*Continued on next page...*



*Continued from previous page...*

Atom-1	Atom-2	Interatomic distance (Å)	Clash overlap (Å)
18:B8:1947:GLU:N	18:B8:1948:PRO:HD2	2.33	0.44
22:I:321:LYS:CE	23:J32:711:GLU:OE2	2.65	0.44
21:H8:255:LEU:CD1	23:J8:655:GLU:CD	2.85	0.44
21:H24:208:ASP:OD2	22:I24:142:ARG:NH2	2.50	0.44
21:H24:228:LEU:CD2	23:J24:592:VAL:CG1	2.92	0.44
24:D8:695:THR:HG22	24:D8:808:SER:OG	2.17	0.44
10:C32:319:ALA:HA	10:C32:392:LEU:HD11	1.97	0.44
10:C32:573:GLU:OE1	10:C32:617:TYR:OH	2.32	0.44
10:C32:808:PRO:HB2	10:C32:810:ASP:OD1	2.17	0.44
10:C32:1215:ALA:HA	10:C32:1219:ILE:HD12	1.99	0.44
10:C32:1420:LEU:HD22	10:C32:1471:TYR:CE2	2.52	0.44
10:C32:1537:GLU:OE2	10:C32:1540:GLU:CD	2.59	0.44
12:A48:506:TYR:CE1	12:A48:510:LEU:HD11	2.52	0.44
2:M:401:ARG:HB2	2:M:487:TRP:CE3	2.52	0.44
2:M:627:TYR:CB	3:N:167:LEU:HA	2.47	0.44
1:R8:1139:ARG:HH11	1:R8:1157:ARG:NH1	2.14	0.44
2:M8:211:MET:HE3	3:N8:280:ASN:CA	2.46	0.44
3:N8:208:LYS:HB2	3:N8:241:TRP:CH2	2.53	0.44
1:R16:1124:TRP:CZ2	4:T16:669:PRO:CD	2.99	0.44
1:R16:1172:HIS:HA	1:R16:1173:PRO:HD3	1.87	0.44
1:R16:1266:THR:CG2	5:P16:680:ILE:HG21	2.32	0.44
6:O:280:GLN:O	6:O:301:ASP:HB3	2.18	0.44
5:P8:159:ILE:HD11	5:P8:214:LEU:HB2	1.97	0.44
6:O8:288:TRP:CZ3	6:O8:315:TRP:CH2	3.05	0.44
7:Q8:298:SER:C	7:Q8:300:SER:N	2.75	0.44
5:P16:1:MET:HA	5:P16:2:PRO:HD3	1.50	0.44
5:P16:201:ILE:HD12	5:P16:211:TYR:OH	2.17	0.44
5:P16:507:GLN:HE21	7:Q16:136:ARG:NH2	2.13	0.44
8:L:527:ILE:HD13	8:L:568:PHE:CE1	2.52	0.44
8:L8:175:ARG:HH12	12:A48:134:LYS:CG	2.29	0.44
8:L8:1074:ARG:CB	9:K8:1089:LYS:CE	2.76	0.44
8:L16:1026:ARG:CB	9:K16:1284:MET:HG2	2.45	0.44
9:K:1066:ASP:O	9:K:1068:GLN:N	2.51	0.44
9:K:1164:ARG:NH2	9:K:1242:SER:O	2.49	0.44
9:K8:827:ILE:HG12	9:K8:885:ALA:HB3	1.99	0.44
10:C16:238:TYR:CE2	10:C16:313:ILE:HD13	2.53	0.44
10:C16:918:PHE:HA	10:C16:927:THR:HG21	1.99	0.44
10:C24:729:SER:C	10:C24:731:GLN:H	2.24	0.44
10:C24:971:ASP:O	10:C24:975:SER:HB3	2.18	0.44
10:C24:1821:VAL:HB	11:A40:144:LYS:NZ	2.32	0.44
11:A40:11:THR:CG2	22:I16:162:GLN:NE2	2.67	0.44

*Continued on next page...*



*Continued from previous page...*

Atom-1	Atom-2	Interatomic distance (Å)	Clash overlap (Å)
11:A40:506:TYR:CE1	11:A40:510:LEU:HD11	2.52	0.44
12:A:359:GLU:OE2	12:A:362:ARG:NH2	2.50	0.44
10:C:33:ILE:HG22	10:C:158:LEU:CD2	2.47	0.44
10:C:1215:ALA:O	10:C:1219:ILE:HB	2.16	0.44
10:C8:238:TYR:CE2	10:C8:313:ILE:HD13	2.53	0.44
10:C8:808:PRO:HB2	10:C8:810:ASP:OD1	2.17	0.44
10:C8:1215:ALA:HA	10:C8:1219:ILE:HD12	1.99	0.44
11:A16:464:GLY:C	11:A16:466:SER:N	2.74	0.44
18:B:1807:PRO:O	18:B:1808:GLY:C	2.56	0.44
18:B8:583:ARG:CD	18:B8:643:MET:SD	3.05	0.44
18:B8:958:ARG:HG3	18:B8:1029:THR:HG23	1.96	0.44
18:B8:1807:PRO:O	18:B8:1808:GLY:C	2.56	0.44
20:E8:449:ARG:C	20:E8:452:GLY:H	2.26	0.44
22:I:364:ALA:O	22:I:368:VAL:HG23	2.17	0.44
21:H24:149:HIS:CD2	23:J24:565:ALA:CB	3.00	0.44
21:H16:316:ILE:O	21:H16:316:ILE:CG2	2.65	0.44
21:H16:338:MET:SD	22:I16:304:LEU:HD21	2.57	0.44
22:I16:131:ARG:CG	23:J16:557:ARG:HH22	2.11	0.44
24:D24:1330:ARG:HG3	24:D24:1332:GLU:H	1.82	0.44
10:C32:296:PHE:CE1	10:C32:300:VAL:CG2	3.00	0.44
10:C32:659:PHE:O	10:C32:663:ILE:HG12	2.17	0.44
10:C32:667:ILE:HA	10:C32:670:GLU:N	2.31	0.44
10:C32:729:SER:C	10:C32:731:GLN:H	2.24	0.44
10:C32:1624:LEU:HD22	10:C32:1632:LEU:HD12	1.99	0.44
1:R:1442:THR:HG21	3:N:13:ILE:HD11	1.77	0.44
3:N:208:LYS:HB2	3:N:241:TRP:CH2	2.53	0.44
1:R8:1124:TRP:HH2	4:T8:669:PRO:HA	1.81	0.44
2:M16:401:ARG:HB2	2:M16:487:TRP:CE3	2.52	0.44
2:M16:401:ARG:HD2	2:M16:487:TRP:CD1	2.52	0.44
2:M16:625:HIS:CD2	3:N16:225:PRO:CB	2.98	0.44
3:N16:18:GLN:HG3	3:N16:62:VAL:O	2.18	0.44
5:P:317:ILE:HG23	5:P:342:LEU:HD22	2.00	0.44
5:P8:201:ILE:HD12	5:P8:211:TYR:OH	2.17	0.44
5:P8:418:CYS:HA	5:P8:422:PHE:HD2	1.82	0.44
5:P16:418:CYS:HA	5:P16:422:PHE:HD2	1.82	0.44
5:P16:604:TYR:CD2	5:P16:629:ARG:NH2	2.59	0.44
6:O16:43:SER:CB	7:Q16:45:ASP:OD2	2.65	0.44
9:K:827:ILE:HG12	9:K:885:ALA:HB3	1.99	0.44
9:K:923:ILE:HG22	9:K:929:ARG:CZ	2.46	0.44
9:K8:646:ILE:HA	9:K8:649:MET:HE2	1.98	0.44
10:C16:57:VAL:HG22	10:C16:62:ILE:CD1	2.47	0.44

*Continued on next page...*

*Continued from previous page...*

Atom-1	Atom-2	Interatomic distance (Å)	Clash overlap (Å)
10:C16:365:LEU:HD22	10:C16:370:ARG:NH2	2.32	0.44
10:C16:453:LEU:CG	10:C16:486:LEU:HD21	2.48	0.44
10:C16:659:PHE:O	10:C16:663:ILE:HG12	2.17	0.44
10:C16:722:LEU:HA	10:C16:725:LEU:HD12	2.00	0.44
10:C16:808:PRO:HB2	10:C16:810:ASP:OD1	2.17	0.44
10:C16:1594:PRO:CB	10:C16:1645:PHE:CD1	3.00	0.44
10:C24:238:TYR:CE2	10:C24:313:ILE:HD13	2.53	0.44
10:C24:993:HIS:HA	10:C24:996:THR:OG1	2.16	0.44
10:C24:1624:LEU:CD2	10:C24:1632:LEU:CD1	2.96	0.44
11:A40:798:PHE:CE2	11:A40:809:VAL:HG21	2.52	0.44
12:A:136:LEU:HD23	10:C:1757:GLN:OE1	2.11	0.44
12:A:139:ASP:OD2	10:C:1591:LYS:NZ	2.34	0.44
14:W:648:ASN:O	14:W:652:ILE:HG13	2.16	0.44
10:C8:144:ASP:CB	10:C8:147:LEU:HD12	2.44	0.44
10:C8:365:LEU:HD22	10:C8:370:ARG:NH2	2.32	0.44
10:C8:490:GLN:HE21	10:C8:561:ASN:HB2	1.82	0.44
10:C8:1304:VAL:CG1	10:C8:1384:ILE:HD11	2.45	0.44
10:C8:1352:GLN:NE2	10:C8:1357:LEU:HD12	2.32	0.44
11:A32:124:ASN:ND2	18:B8:1562:LYS:HB3	2.33	0.44
17:F24:72:SER:C	17:F24:74:ILE:H	2.24	0.44
18:B:745:ILE:HG22	18:B:767:VAL:HG21	1.99	0.44
18:B8:51:LEU:HD13	18:B8:139:ARG:NH2	2.33	0.44
18:B8:491:VAL:CG1	18:B8:552:SER:HA	2.48	0.44
18:B8:1652:PHE:HZ	18:B8:1700:LEU:HD12	1.81	0.44
20:E:263:GLU:HB3	20:E:264:PRO:HD3	1.98	0.44
20:E8:163:ILE:HG22	20:E8:165:ARG:HG3	1.99	0.44
20:E8:476:PHE:CG	20:E8:493:TRP:HH2	2.35	0.44
21:H8:267:LYS:NZ	23:J8:634:SER:HB3	2.33	0.44
22:I8:321:LYS:CE	23:J8:711:GLU:OE2	2.65	0.44
21:H24:267:LYS:NZ	23:J24:634:SER:HB3	2.33	0.44
22:I24:203:GLN:NE2	22:I24:209:TRP:HE1	2.15	0.44
22:I24:364:ALA:O	22:I24:368:VAL:HG23	2.17	0.44
22:I16:304:LEU:HB3	22:I16:305:PRO:CD	2.43	0.44
22:I16:321:LYS:CE	23:J16:711:GLU:OE2	2.65	0.44
10:C32:16:LEU:HD22	10:C32:139:ARG:HH12	1.80	0.44
10:C32:398:SER:HA	10:C32:458:VAL:CG1	2.46	0.44
10:C32:1381:ALA:O	10:C32:1385:LEU:HB2	2.16	0.44
2:M8:399:THR:HB	2:M8:480:ARG:HE	1.83	0.44
1:R16:526:ASN:O	1:R16:529:HIS:CE1	2.71	0.44
2:M16:399:THR:HB	2:M16:480:ARG:HE	1.83	0.44
5:P:43:TRP:CH2	5:P:76:LEU:CD1	3.01	0.44

*Continued on next page...*

*Continued from previous page...*

Atom-1	Atom-2	Interatomic distance (Å)	Clash overlap (Å)
5:P:201:ILE:HD12	5:P:211:TYR:OH	2.17	0.44
7:Q8:219:GLY:CA	7:Q8:221:TRP:CD1	3.01	0.44
7:Q8:306:MET:HE2	7:Q8:326:LEU:CD1	2.47	0.44
5:P16:158:VAL:HG11	5:P16:248:ILE:HG23	1.98	0.44
5:P16:159:ILE:HD11	5:P16:214:LEU:HB2	1.97	0.44
5:P16:214:LEU:CD2	5:P16:236:VAL:HG12	2.45	0.44
9:K16:1248:LEU:HD11	9:K16:1265:ILE:CD1	2.48	0.44
10:C16:168:ARG:HH22	10:C16:227:ASP:C	2.23	0.44
10:C16:664:ASN:OD1	10:C16:697:HIS:HB2	2.17	0.44
10:C16:1164:VAL:HG13	10:C16:1167:PHE:HE2	1.81	0.44
10:C16:1537:GLU:OE2	10:C16:1540:GLU:CD	2.60	0.44
10:C16:1624:LEU:CD2	10:C16:1632:LEU:CD1	2.96	0.44
11:A24:763:HIS:ND1	11:A24:815:VAL:HG21	2.33	0.44
10:C24:363:PHE:CD2	10:C24:367:ASN:ND2	2.84	0.44
10:C24:450:PRO:C	10:C24:452:LEU:N	2.69	0.44
10:C24:722:LEU:HA	10:C24:725:LEU:HD12	2.00	0.44
10:C24:1541:PHE:O	10:C24:1543:GLU:N	2.50	0.44
10:C24:1770:LEU:O	10:C24:1836:LYS:NZ	2.51	0.44
11:A40:737:GLU:CD	24:D32:871:ARG:HE	2.24	0.44
10:C:300:VAL:HG12	10:C:317:ARG:HG2	1.99	0.44
10:C:1069:TYR:HA	10:C:1070:PRO:HD3	1.65	0.44
10:C:1332:GLN:O	10:C:1366:GLN:NE2	2.50	0.44
10:C:1567:LEU:HA	10:C:1610:MET:HE1	2.00	0.44
10:C8:16:LEU:HD22	10:C8:139:ARG:HH12	1.80	0.44
10:C8:1082:ILE:O	10:C8:1084:LYS:N	2.51	0.44
10:C8:1624:LEU:HD22	10:C8:1632:LEU:HD12	1.99	0.44
11:A16:124:ASN:CA	18:B:1523:ARG:NH1	2.81	0.44
11:A32:124:ASN:CA	18:B8:1523:ARG:NH1	2.80	0.44
11:A32:696:ILE:CD1	11:A32:725:GLY:HA2	2.47	0.44
17:F16:72:SER:C	17:F16:74:ILE:H	2.24	0.44
18:B:609:TYR:HD2	18:B:610:VAL:HG23	1.75	0.44
18:B:652:LEU:HD21	18:B:724:LEU:HD23	1.98	0.44
18:B:1553:SER:OG	18:B:1556:SER:OG	2.35	0.44
18:B:1697:LEU:CD1	18:B:1826:VAL:HG13	2.48	0.44
18:B:1947:GLU:N	18:B:1948:PRO:HD2	2.33	0.44
18:B8:745:ILE:HG22	18:B8:767:VAL:HG21	1.99	0.44
18:B8:1028:LYS:HE2	18:B8:1032:GLN:NE2	2.32	0.44
18:B8:1563:PHE:CE1	18:B8:1567:ILE:CD1	2.98	0.44
20:E8:31:PHE:CE1	20:E8:46:PHE:HZ	2.36	0.44
21:H:373:MET:HE2	22:I:343:ARG:NH1	2.32	0.44
21:H8:149:HIS:CD2	23:J8:565:ALA:CB	3.00	0.44

*Continued on next page...*

*Continued from previous page...*

Atom-1	Atom-2	Interatomic distance (Å)	Clash overlap (Å)
22:I24:203:GLN:CD	22:I24:209:TRP:HZ2	2.19	0.44
22:I16:203:GLN:NE2	22:I16:209:TRP:HE1	2.15	0.44
24:D16:1380:LEU:HB3	24:D16:1454:LEU:HD21	2.00	0.44
24:D32:1380:LEU:HB3	24:D32:1454:LEU:HD21	2.00	0.44
10:C32:1069:TYR:HA	10:C32:1070:PRO:HD3	1.65	0.44
10:C32:1541:PHE:O	10:C32:1543:GLU:N	2.50	0.44
10:C32:1567:LEU:HA	10:C32:1610:MET:HE1	2.00	0.44
10:C32:1821:VAL:HB	12:A48:144:LYS:NZ	2.32	0.44
2:M:225:ASP:O	2:M:228:VAL:HG22	2.18	0.44
2:M8:732:TRP:CZ3	2:M8:736:ALA:HB3	2.53	0.44
3:N8:18:GLN:HG3	3:N8:62:VAL:O	2.18	0.44
3:N8:227:SER:HB2	3:N8:243:VAL:HG12	1.98	0.44
1:R16:1201:LEU:O	1:R16:1202:ARG:C	2.56	0.44
3:N16:97:HIS:CD2	3:N16:99:PHE:CZ	3.06	0.44
5:P16:220:GLU:OE2	5:P16:232:ARG:NH2	2.49	0.44
5:P16:472:HIS:HB3	5:P16:475:THR:OG1	2.17	0.44
9:K8:719:GLY:CA	9:K8:720:SER:N	2.70	0.44
9:K8:899:GLU:OE1	9:K8:903:ARG:NH2	2.50	0.44
9:K8:1028:GLN:OE1	9:K8:1040:THR:OG1	2.31	0.44
10:C16:399:HIS:CG	10:C16:400:PRO:HD2	2.52	0.44
10:C16:971:ASP:O	10:C16:975:SER:HB3	2.18	0.44
10:C16:1332:GLN:O	10:C16:1366:GLN:NE2	2.50	0.44
10:C16:1567:LEU:HA	10:C16:1610:MET:HE1	2.00	0.44
10:C16:1663:SER:O	10:C24:1568:ARG:NH2	2.50	0.44
11:A24:156:MET:HA	11:A24:555:HIS:NE2	2.30	0.44
11:A24:629:LEU:HD22	11:A24:675:LEU:CD1	2.46	0.44
10:C24:832:LEU:HG	10:C24:834:GLN:OE1	2.17	0.44
10:C24:1314:GLU:OE1	10:C24:1318:ARG:NH2	2.38	0.44
10:C24:1530:PHE:CE1	11:A40:132:MET:CE	2.92	0.44
11:A40:740:LEU:HD11	24:D32:703:SER:OG	2.18	0.44
10:C:1594:PRO:CB	10:C:1645:PHE:CD1	3.00	0.44
10:C8:450:PRO:C	10:C8:452:LEU:N	2.69	0.44
10:C8:553:LEU:CD2	10:C8:595:THR:HG23	2.45	0.44
10:C8:959:GLU:HG2	10:C8:1139:ARG:NE	2.31	0.44
11:A16:105:LEU:HD22	18:B:1350:ILE:HD12	1.99	0.44
11:A32:20:LEU:CD1	21:H24:346:THR:CG2	2.90	0.44
11:A32:105:LEU:HD22	18:B8:1350:ILE:HD12	1.99	0.44
11:A32:212:LYS:HE3	11:A32:585:MET:HE3	1.76	0.44
11:A32:464:GLY:C	11:A32:466:SER:N	2.74	0.44
18:B:684:ILE:C	18:B:686:LEU:N	2.73	0.44
18:B:1061:ALA:HA	18:B:1064:ILE:CD1	2.47	0.44

*Continued on next page...*

*Continued from previous page...*

Atom-1	Atom-2	Interatomic distance (Å)	Clash overlap (Å)
18:B:1194:LEU:HD11	18:B:1311:TRP:CH2	2.52	0.44
18:B8:1556:SER:O	18:B8:1560:ILE:HG13	2.18	0.44
18:B8:1697:LEU:CD1	18:B8:1826:VAL:HG13	2.48	0.44
19:4:105:VAL:HG12	19:4:412:SER:OG	2.18	0.44
21:H24:232:LEU:CD1	22:I24:167:ILE:HG23	2.47	0.44
22:I16:300:LEU:HD22	23:J16:689:LEU:CD2	2.42	0.44
10:C32:225:LEU:HD21	10:C32:388:TYR:CE2	2.51	0.44
10:C32:238:TYR:CE2	10:C32:313:ILE:HD13	2.53	0.44
10:C32:1623:ILE:HG22	10:C32:1623:ILE:O	2.18	0.44
1:R:526:ASN:O	1:R:529:HIS:CE1	2.71	0.44
1:R:746:GLU:CD	1:R:835:ARG:HE	2.25	0.44
1:R:979:GLN:HG2	24:D:1438:ALA:HB3	1.99	0.44
1:R:1206:GLN:HA	1:R:1207:PRO:HD3	1.88	0.44
1:R:1486:SER:HA	2:M:177:VAL:CG2	2.43	0.44
2:M:666:GLU:HA	2:M:684:GLN:OE1	2.18	0.44
3:N:97:HIS:CD2	3:N:99:PHE:CZ	3.06	0.44
3:N:158:TRP:CE3	3:N:179:LEU:HD21	2.51	0.44
1:R8:1362:ASP:O	1:R8:1365:ILE:HG22	2.17	0.44
2:M8:307:PHE:O	2:M8:311:GLN:HG2	2.18	0.44
2:M8:625:HIS:CD2	3:N8:225:PRO:CB	2.98	0.44
2:M8:820:LEU:C	2:M8:820:LEU:CD1	2.78	0.44
3:N8:1:MET:O	3:N8:302:PRO:C	2.60	0.44
3:N8:158:TRP:CE3	3:N8:179:LEU:HD21	2.51	0.44
2:M16:307:PHE:O	2:M16:311:GLN:HG2	2.18	0.44
2:M16:411:ILE:HD13	8:L16:393:TRP:CD1	2.52	0.44
2:M16:732:TRP:CZ3	2:M16:736:ALA:HB3	2.53	0.44
7:Q:10:VAL:CG2	7:Q:327:LEU:HD21	2.48	0.44
7:Q:124:PHE:CE1	7:Q:125:TYR:CE2	2.80	0.44
7:Q8:211:GLY:C	7:Q8:212:GLU:HG3	2.42	0.44
5:P16:247:GLU:OE1	5:P16:295:LYS:CA	2.66	0.44
5:P16:402:LEU:CD1	5:P16:433:LEU:HD22	2.46	0.44
8:L8:976:LEU:HD21	9:K8:1004:ARG:CD	2.25	0.44
9:K:806:LEU:HD12	9:K:874:VAL:CG1	2.44	0.44
9:K:1051:GLU:O	9:K:1053:MET:N	2.48	0.44
9:K8:923:ILE:HG23	9:K8:929:ARG:HE	1.75	0.44
10:C16:41:GLN:HE21	10:C16:165:ALA:HB1	1.82	0.44
10:C16:717:GLU:OE2	23:J8:656:ARG:HD2	2.17	0.44
10:C16:1082:ILE:O	10:C16:1084:LYS:N	2.51	0.44
10:C16:1708:ARG:NH1	21:H:276:GLY:HA2	2.33	0.44
10:C24:33:ILE:HG22	10:C24:158:LEU:CD2	2.47	0.44
10:C24:808:PRO:HB2	10:C24:810:ASP:OD1	2.17	0.44

*Continued on next page...*

*Continued from previous page...*

Atom-1	Atom-2	Interatomic distance (Å)	Clash overlap (Å)
10:C24:1082:ILE:O	10:C24:1084:LYS:N	2.51	0.44
10:C24:1537:GLU:OE2	10:C24:1540:GLU:CD	2.59	0.44
12:A:144:LYS:NZ	10:C:1821:VAL:HB	2.32	0.44
12:A:257:GLN:HG2	12:A:263:ASP:CG	2.43	0.44
10:C8:453:LEU:CG	10:C8:486:LEU:HD21	2.48	0.44
10:C8:1567:LEU:HA	10:C8:1610:MET:HE1	2.00	0.44
11:A16:359:GLU:OE2	11:A16:362:ARG:NH2	2.49	0.44
18:B:1068:THR:C	18:B:1070:GLY:H	2.25	0.44
18:B8:171:ILE:CD1	18:B8:226:TYR:HB3	2.36	0.44
18:B8:458:GLU:O	18:B8:461:PHE:HB3	2.17	0.44
18:B8:583:ARG:HH11	18:B8:643:MET:HE1	1.79	0.44
18:B8:938:LEU:CD2	18:B8:1019:ILE:HD13	2.48	0.44
18:B8:1804:THR:O	18:B8:1805:GLU:C	2.55	0.44
20:E:429:PRO:HD3	24:D:72:GLU:CB	2.47	0.44
21:H:267:LYS:NZ	23:J32:634:SER:HB3	2.33	0.44
23:J24:718:GLN:HG3	23:J24:737:TRP:CZ3	2.52	0.44
21:H16:271:LEU:HD21	22:I16:254:ILE:HG21	1.98	0.44
24:D24:1380:LEU:HB3	24:D24:1454:LEU:HD21	2.00	0.44
10:C32:456:ASN:HB3	10:C32:459:LEU:HB2	1.99	0.44
10:C32:1763:LEU:HD13	10:C32:1825:LEU:HD23	1.99	0.44
10:C32:1767:LEU:CD1	10:C32:1832:MET:CE	2.96	0.44
1:R:1169:ALA:HB1	5:P:701:ARG:NH1	2.33	0.44
2:M:610:HIS:NE2	2:M:611:TRP:CD1	2.86	0.44
2:M8:401:ARG:HB2	2:M8:487:TRP:CE3	2.52	0.44
2:M16:544:LEU:CD2	2:M16:581:LEU:HD22	2.47	0.44
5:P:213:LYS:HE3	5:P:357:CYS:SG	2.57	0.44
5:P8:144:THR:C	5:P8:146:SER:H	2.22	0.44
6:O8:43:SER:CB	7:Q8:45:ASP:OD2	2.65	0.44
7:Q8:10:VAL:CG2	7:Q8:327:LEU:HD21	2.48	0.44
7:Q8:279:LEU:HD13	7:Q8:323:PRO:HB2	1.99	0.44
5:P16:68:GLY:HA3	6:O16:9:ASP:O	2.18	0.44
6:O16:82:LEU:HD23	6:O16:103:MET:HE1	1.87	0.44
7:Q16:10:VAL:CG2	7:Q16:327:LEU:HD21	2.48	0.44
8:L8:956:ALA:HB1	8:L8:960:PHE:CE2	2.53	0.44
9:K:700:MET:CE	9:K:764:VAL:HA	2.48	0.44
9:K:842:ILE:HG23	9:K:871:LEU:CD2	2.48	0.44
9:K:1117:LEU:HD11	9:K:1135:THR:CG2	2.43	0.44
10:C16:26:ARG:HE	10:C16:151:LEU:HD13	1.82	0.44
10:C16:33:ILE:HG22	10:C16:158:LEU:CD2	2.47	0.44
10:C16:1457:LEU:HD23	10:C16:1521:ILE:HD13	2.00	0.44
10:C16:1488:ILE:O	10:C16:1494:ILE:HD12	2.18	0.44

*Continued on next page...*



*Continued from previous page...*

Atom-1	Atom-2	Interatomic distance (Å)	Clash overlap (Å)
10:C16:1623:ILE:HG22	10:C16:1623:ILE:O	2.18	0.44
11:A24:103:GLU:CD	21:H8:323:TYR:OH	2.61	0.44
11:A24:288:HIS:CB	11:A24:354:ARG:NH1	2.70	0.44
11:A24:694:GLU:CD	24:D8:1398:ARG:HA	2.43	0.44
10:C24:1763:LEU:HD13	10:C24:1825:LEU:HD23	1.99	0.44
11:A40:762:ILE:CD1	11:A40:781:LEU:HD11	2.48	0.44
12:A:506:TYR:CE1	12:A:510:LEU:HD11	2.52	0.44
14:W:52:PRO:HD2	14:W:463:THR:HG23	2.00	0.44
14:W:739:ARG:NH2	15:J:664:GLN:CG	2.81	0.44
10:C:41:GLN:HE21	10:C:165:ALA:HB1	1.82	0.44
10:C:808:PRO:HB2	10:C:810:ASP:OD1	2.17	0.44
10:C:832:LEU:HG	10:C:834:GLN:OE1	2.17	0.44
10:C:1352:GLN:NE2	10:C:1357:LEU:HD12	2.33	0.44
10:C:1488:ILE:O	10:C:1494:ILE:HD12	2.18	0.44
10:C:1708:ARG:HB2	10:C:1730:ILE:HD13	1.98	0.44
10:C:1767:LEU:CD1	10:C:1832:MET:CE	2.96	0.44
10:C8:918:PHE:HA	10:C8:927:THR:HG21	1.99	0.44
10:C8:963:GLN:HE21	10:C8:967:GLU:HG2	1.83	0.44
10:C8:1332:GLN:O	10:C8:1366:GLN:NE2	2.50	0.44
10:C8:1541:PHE:O	10:C8:1543:GLU:N	2.50	0.44
11:A16:212:LYS:HE3	11:A16:585:MET:HE3	1.77	0.44
18:B:334:PHE:CE1	18:B:338:ILE:HD12	2.52	0.44
18:B:491:VAL:CG1	18:B:552:SER:HA	2.48	0.44
18:B:1668:PHE:CE2	18:B:1731:PHE:CD2	3.00	0.44
18:B8:377:SER:C	18:B8:379:LEU:H	2.26	0.44
19:48:105:VAL:HG12	19:48:412:SER:OG	2.18	0.44
19:48:346:ILE:HG23	19:48:347:ALA:N	2.32	0.44
21:H:228:LEU:HD22	23:J32:592:VAL:CG1	2.48	0.44
22:I:332:MET:HG3	23:J32:732:MET:HE1	2.00	0.44
21:H24:228:LEU:HD22	23:J24:592:VAL:CG1	2.48	0.44
21:H16:322:LEU:CD1	23:J16:689:LEU:HG	2.46	0.44
24:D:403:ARG:C	24:D16:748:GLU:OE1	2.60	0.44
24:D:405:GLN:HA	24:D16:10:ARG:NH1	2.27	0.44
24:D:695:THR:HG22	24:D:808:SER:OG	2.17	0.44
24:D24:865:VAL:HG21	24:D24:885:TYR:HE1	1.83	0.44
24:D32:94:ALA:HB1	24:D32:543:MET:HE1	2.00	0.44
24:D40:695:THR:HG22	24:D40:808:SER:OG	2.17	0.44
10:C32:971:ASP:O	10:C32:975:SER:HB3	2.18	0.44
10:C32:1250:ALA:CB	10:C32:1309:ARG:HH12	2.15	0.44
10:C32:1488:ILE:O	10:C32:1494:ILE:HD12	2.18	0.44
10:C32:1560:GLN:OE1	10:C32:1601:TYR:HD1	1.96	0.44

*Continued on next page...*



*Continued from previous page...*

Atom-1	Atom-2	Interatomic distance (Å)	Clash overlap (Å)
10:C32:1624:LEU:CD2	10:C32:1632:LEU:CD1	2.96	0.44
12:A48:257:GLN:HG2	12:A48:263:ASP:CG	2.43	0.44
12:A48:465:SER:C	12:A48:467:SER:N	2.72	0.44
1:R:1124:TRP:HZ2	4:T:669:PRO:HD3	1.83	0.44
2:M:421:LEU:CD1	8:L:346:TRP:NE1	2.80	0.44
1:R8:1078:SER:OG	5:P8:713:LEU:HD21	2.14	0.44
1:R8:1188:TYR:CE1	24:D40:1459:LEU:HD13	2.53	0.44
2:M8:225:ASP:O	2:M8:228:VAL:HG22	2.18	0.44
2:M8:363:ARG:NH1	2:M8:494:SER:C	2.71	0.44
3:N8:19:MET:HG2	3:N8:23:GLY:HA2	2.00	0.44
2:M16:225:ASP:O	2:M16:228:VAL:HG22	2.18	0.44
5:P8:36:VAL:HG21	6:O8:323:PRO:HB2	1.99	0.44
5:P8:454:GLY:O	5:P8:488:LYS:NZ	2.51	0.44
5:P16:442:GLU:OE2	5:P16:446:HIS:CE1	2.70	0.44
6:O16:280:GLN:O	6:O16:301:ASP:HB3	2.18	0.44
8:L8:608:PHE:CG	8:L8:635:MET:SD	3.10	0.44
8:L16:956:ALA:HB1	8:L16:960:PHE:CE2	2.53	0.44
9:K:631:VAL:HG12	9:K:764:VAL:CB	2.33	0.44
9:K:1063:GLU:O	9:K:1065:GLU:N	2.51	0.44
10:C16:832:LEU:HG	10:C16:834:GLN:OE1	2.17	0.44
10:C16:1307:ILE:HG12	10:C16:1320:GLN:HB3	2.00	0.44
10:C24:1285:VAL:CB	10:C24:1738:MET:CE	2.85	0.44
10:C24:1457:LEU:HD23	10:C24:1521:ILE:HD13	2.00	0.44
10:C24:1619:PRO:HB2	10:C24:1621:LYS:HG3	2.00	0.44
10:C:26:ARG:HE	10:C:151:LEU:HD13	1.82	0.44
10:C:1082:ILE:O	10:C:1084:LYS:N	2.51	0.44
10:C8:394:SER:HB3	10:C8:458:VAL:CB	2.48	0.44
11:A32:257:GLN:HG2	11:A32:263:ASP:CG	2.43	0.44
18:B:1205:ILE:HD12	18:B:1271:PHE:CE2	2.53	0.44
18:B:1234:MET:N	18:B:1235:PRO:HD2	2.33	0.44
18:B8:500:THR:O	18:B8:503:SER:OG	2.26	0.44
18:B8:538:ARG:O	18:B8:545:VAL:HG13	2.18	0.44
18:B8:731:ASN:OD1	18:B8:732:ASP:N	2.51	0.44
19:4:346:ILE:HG23	19:4:347:ALA:N	2.32	0.44
22:I24:332:MET:HG3	23:J24:732:MET:HE1	2.00	0.44
21:H16:373:MET:HE2	22:I16:343:ARG:NH1	2.32	0.44
24:D8:1380:LEU:HB3	24:D8:1454:LEU:HD21	2.00	0.44
10:C32:722:LEU:HA	10:C32:725:LEU:HD12	2.00	0.44
10:C32:1389:ILE:HD12	10:C32:1426:ARG:NH1	2.23	0.44
10:C32:1488:ILE:HD13	10:C32:1528:LEU:HD23	1.99	0.44
2:M:399:THR:HB	2:M:480:ARG:HE	1.83	0.44

*Continued on next page...*

*Continued from previous page...*

Atom-1	Atom-2	Interatomic distance (Å)	Clash overlap (Å)
2:M:458:LYS:HE2	2:M:472:GLN:CD	2.43	0.44
3:N:18:GLN:HG3	3:N:62:VAL:O	2.18	0.44
3:N:97:HIS:HD2	3:N:99:PHE:CZ	2.36	0.44
3:N:149:HIS:HD1	3:N:185:ASP:CG	2.26	0.44
1:R8:1063:ARG:HE	24:D40:1432:THR:HG21	1.83	0.44
1:R8:1139:ARG:NH1	1:R8:1157:ARG:NH1	2.63	0.44
2:M8:762:LEU:HD22	2:M8:813:ASN:HD22	1.83	0.44
3:N8:128:ASN:HB3	3:N8:144:ARG:HE	1.81	0.44
2:M16:215:SER:OG	3:N16:7:GLU:OE1	2.34	0.44
3:N16:19:MET:HG2	3:N16:23:GLY:HA2	1.99	0.44
5:P:179:TYR:CE1	5:P:437:GLY:N	2.86	0.44
5:P:442:GLU:OE2	5:P:446:HIS:CE1	2.70	0.44
5:P:633:LEU:CD2	5:P:633:LEU:C	2.90	0.44
7:Q:341:GLN:HA	10:C8:751:ARG:HH11	1.82	0.44
5:P8:247:GLU:OE1	5:P8:295:LYS:CA	2.66	0.44
5:P16:43:TRP:CH2	5:P16:76:LEU:CD1	3.01	0.44
8:L:956:ALA:HB1	8:L:960:PHE:CE2	2.53	0.44
9:K:646:ILE:HA	9:K:649:MET:HE2	1.98	0.44
9:K:1034:PHE:HB2	9:K:1088:ASP:HB2	1.98	0.44
9:K8:714:ARG:NH2	9:K8:729:VAL:O	2.48	0.44
10:C16:1767:LEU:CD1	10:C16:1832:MET:CE	2.96	0.44
10:C16:1770:LEU:O	10:C16:1836:LYS:NZ	2.51	0.44
11:A24:24:ALA:O	23:J8:705:TRP:CZ2	2.70	0.44
11:A24:107:GLN:HE22	21:H8:324:LEU:C	2.25	0.44
11:A24:762:ILE:CD1	11:A24:781:LEU:HD11	2.48	0.44
10:C24:585:PRO:HA	10:C24:586:PRO:HD3	1.90	0.44
10:C24:659:PHE:O	10:C24:663:ILE:HG12	2.17	0.44
10:C24:1002:LEU:HD23	10:C24:1012:ARG:NH2	2.31	0.44
10:C24:1307:ILE:HG12	10:C24:1320:GLN:HB3	2.00	0.44
10:C24:1333:HIS:CE1	10:C24:1337:LEU:HD23	2.38	0.44
13:V:818:THR:HA	13:V:824:TRP:CD1	2.53	0.44
10:C:365:LEU:HD22	10:C:370:ARG:NH2	2.32	0.44
10:C:1424:GLN:HE22	10:C:1478:VAL:CG1	2.27	0.44
10:C:1763:LEU:HD13	10:C:1825:LEU:HD23	1.99	0.44
10:C:1770:LEU:O	10:C:1836:LYS:NZ	2.51	0.44
10:C8:399:HIS:CG	10:C8:400:PRO:HD2	2.52	0.44
10:C8:667:ILE:HA	10:C8:670:GLU:N	2.31	0.44
10:C8:960:PHE:CZ	10:C8:1138:GLU:HB2	2.50	0.44
10:C8:971:ASP:O	10:C8:975:SER:HB3	2.18	0.44
10:C8:1420:LEU:HD22	10:C8:1471:TYR:CE2	2.52	0.44
10:C8:1488:ILE:O	10:C8:1494:ILE:HD12	2.18	0.44

*Continued on next page...*

*Continued from previous page...*

Atom-1	Atom-2	Interatomic distance (Å)	Clash overlap (Å)
10:C8:1624:LEU:CD2	10:C8:1632:LEU:CD1	2.96	0.44
10:C8:1823:GLN:O	10:C8:1827:THR:OG1	2.33	0.44
11:A32:504:TYR:HB3	11:A32:505:PRO:CD	2.46	0.44
18:B:51:LEU:HD13	18:B:139:ARG:NH2	2.33	0.44
18:B:1434:VAL:HG12	18:B:1438:LEU:HD12	1.99	0.44
18:B8:684:ILE:C	18:B8:686:LEU:N	2.73	0.44
18:B8:1068:THR:C	18:B8:1070:GLY:H	2.25	0.44
18:B8:1649:SER:CA	18:B8:1653:LEU:HD12	2.44	0.44
18:B8:1960:LEU:HD23	18:B8:1961:TYR:CE2	2.53	0.44
20:E:14:ARG:NH2	20:E:244:LYS:O	2.50	0.44
20:E8:347:PRO:HA	20:E8:348:PRO:HD3	1.76	0.44
20:E8:353:ILE:CG1	20:E8:413:PHE:CD2	2.87	0.44
22:I24:321:LYS:CE	23:J24:711:GLU:OE2	2.65	0.44
24:D16:274:MET:HE3	24:D16:321:SER:CB	2.42	0.44
24:D24:1452:LYS:HZ2	24:D32:971:HIS:CE1	2.30	0.44
10:C32:1002:LEU:HD23	10:C32:1012:ARG:NH2	2.31	0.44
10:C32:1257:ALA:C	10:C32:1323:LEU:HD11	2.43	0.44
1:R:684:ASP:CG	1:R:784:TRP:HE1	2.26	0.43
1:R:1437:VAL:HG12	1:R:1438:TRP:N	2.33	0.43
2:M:544:LEU:HD21	2:M:586:ALA:CB	2.44	0.43
1:R8:1124:TRP:HZ2	4:T8:669:PRO:HD3	1.83	0.43
1:R8:1201:LEU:O	1:R8:1202:ARG:C	2.56	0.43
2:M8:428:SER:CB	8:L8:355:SER:CB	2.91	0.43
1:R16:1139:ARG:CG	1:R16:1157:ARG:NH1	2.77	0.43
1:R16:1154:LEU:HD13	1:R16:1230:TYR:HA	2.00	0.43
2:M16:217:ILE:HD11	3:N16:28:THR:CG2	2.43	0.43
2:M16:339:GLU:C	2:M16:341:ASP:N	2.76	0.43
6:O:133:LEU:HD11	6:O:153:PHE:CE1	2.48	0.43
7:Q:136:ARG:NH1	7:Q:138:GLU:CD	2.76	0.43
5:P8:68:GLY:HA3	6:O8:9:ASP:O	2.18	0.43
5:P8:317:ILE:HG23	5:P8:342:LEU:HD22	2.00	0.43
9:K:595:PHE:CD2	9:K:601:VAL:HG22	2.52	0.43
9:K:649:MET:CB	9:K:704:ARG:HH22	2.06	0.43
9:K8:587:LEU:HD23	9:K8:608:LEU:HD23	2.00	0.43
10:C16:1085:SER:HB3	10:C16:1088:LEU:HD12	2.00	0.43
10:C16:1480:PHE:CD1	24:D8:1407:PHE:CD2	3.06	0.43
10:C16:1619:PRO:HB2	10:C16:1621:LYS:HG3	2.00	0.43
11:A24:468:VAL:HG11	24:D16:1100:GLN:CA	2.48	0.43
10:C24:365:LEU:HD22	10:C24:370:ARG:NH2	2.32	0.43
10:C24:490:GLN:HE21	10:C24:561:ASN:HB2	1.82	0.43
10:C24:1352:GLN:NE2	10:C24:1357:LEU:HD12	2.32	0.43

*Continued on next page...*

*Continued from previous page...*

Atom-1	Atom-2	Interatomic distance (Å)	Clash overlap (Å)
10:C24:1594:PRO:CB	10:C24:1645:PHE:CD1	3.00	0.43
13:V:818:THR:CG2	13:V:824:TRP:HE1	2.28	0.43
10:C:296:PHE:CE1	10:C:300:VAL:CG2	3.00	0.43
10:C:983:SER:HB3	10:C:1040:HIS:HD2	1.77	0.43
10:C:1307:ILE:HG12	10:C:1320:GLN:HB3	2.00	0.43
10:C8:643:LEU:HD11	10:C8:656:THR:OG1	2.17	0.43
10:C8:764:ILE:HD13	10:C8:781:VAL:HG21	1.95	0.43
18:B:891:VAL:HG22	18:B:945:LEU:HA	1.99	0.43
18:B:1563:PHE:CE1	18:B:1567:ILE:CD1	2.98	0.43
18:B:1662:TYR:CZ	18:B:1692:VAL:HG11	2.53	0.43
18:B:1958:ALA:HB2	18:B:1965:LEU:HD12	2.00	0.43
18:B8:1177:LEU:HD22	18:B8:1321:MET:SD	2.57	0.43
18:B8:1434:VAL:HG12	18:B8:1438:LEU:HD12	1.99	0.43
20:E:432:ILE:CG2	20:E:434:TRP:HD1	2.31	0.43
19:48:94:VAL:O	19:48:97:LEU:HB2	2.18	0.43
20:E8:432:ILE:CG2	20:E8:434:TRP:HD1	2.31	0.43
23:J32:718:GLN:HG3	23:J32:737:TRP:CZ3	2.52	0.43
21:H8:228:LEU:HD22	23:J8:592:VAL:CG1	2.48	0.43
21:H8:316:ILE:O	21:H8:316:ILE:CG2	2.65	0.43
21:H8:319:GLY:O	21:H8:321:SER:N	2.51	0.43
22:I24:204:PRO:HA	22:I24:209:TRP:CZ3	2.53	0.43
21:H16:267:LYS:NZ	23:J16:634:SER:HB3	2.33	0.43
24:D24:865:VAL:HG21	24:D24:885:TYR:CE1	2.53	0.43
10:C32:105:TRP:O	10:C32:106:GLY:O	2.36	0.43
10:C32:453:LEU:HD22	10:C32:459:LEU:HD21	0.51	0.43
10:C32:664:ASN:OD1	10:C32:697:HIS:HB2	2.17	0.43
10:C32:667:ILE:HD11	10:C32:700:MET:HE2	1.82	0.43
10:C32:1109:VAL:O	10:C32:1111:SER:N	2.51	0.43
10:C32:1708:ARG:CA	10:C32:1730:ILE:HD11	2.48	0.43
12:A48:763:HIS:ND1	12:A48:815:VAL:HG21	2.33	0.43
12:A48:782:PRO:C	12:A48:783:PHE:CG	2.93	0.43
1:R:1033:LYS:HZ3	24:D:1432:THR:HB	1.73	0.43
2:M:250:LEU:HD23	2:M:287:TYR:CE2	2.53	0.43
2:M:628:LEU:HD13	3:N:223:GLY:CA	2.39	0.43
1:R8:684:ASP:CG	1:R8:784:TRP:HE1	2.26	0.43
1:R8:1154:LEU:HD13	1:R8:1230:TYR:HA	2.00	0.43
2:M8:161:ASP:OD1	2:M8:163:SER:OG	2.34	0.43
3:N8:97:HIS:CD2	3:N8:99:PHE:CZ	3.06	0.43
2:M16:428:SER:CB	8:L16:355:SER:CB	2.83	0.43
3:N16:208:LYS:HB2	3:N16:241:TRP:CH2	2.53	0.43
5:P:39:LEU:HD11	6:O:323:PRO:HG2	1.99	0.43

*Continued on next page...*

*Continued from previous page...*

Atom-1	Atom-2	Interatomic distance (Å)	Clash overlap (Å)
5:P:633:LEU:HD23	5:P:639:THR:HG21	1.98	0.43
6:O:236:PRO:O	6:O:240:ARG:NH2	2.49	0.43
5:P8:43:TRP:CH2	5:P8:76:LEU:CD1	3.01	0.43
5:P16:139:SER:O	5:P16:142:SER:OG	2.34	0.43
5:P16:565:LEU:O	5:P16:568:SER:OG	2.35	0.43
6:O16:288:TRP:CZ3	6:O16:315:TRP:CH2	3.05	0.43
7:Q16:136:ARG:NH1	7:Q16:138:GLU:CD	2.76	0.43
9:K:577:GLN:CD	9:K:625:ARG:NH1	2.76	0.43
9:K8:1063:GLU:O	9:K8:1065:GLU:N	2.51	0.43
9:K16:1214:TYR:CD2	9:K16:1232:LEU:HD21	2.53	0.43
10:C16:148:GLU:HA	10:C16:149:PRO:HD3	1.79	0.43
10:C16:196:ILE:CG2	10:C16:200:GLY:HA2	2.48	0.43
10:C16:277:SER:O	10:C16:280:SER:N	2.36	0.43
10:C16:1488:ILE:HD13	10:C16:1528:LEU:HD23	1.99	0.43
11:A24:198:PRO:CB	11:A24:200:HIS:HE1	2.24	0.43
10:C24:105:TRP:O	10:C24:106:GLY:O	2.36	0.43
10:C24:280:SER:C	10:C24:282:LYS:N	2.74	0.43
10:C24:510:TRP:HB2	10:C24:511:PRO:HD3	2.00	0.43
10:C24:1271:PHE:CD1	10:C24:1273:GLY:N	2.81	0.43
10:C24:1626:GLN:HE21	10:C24:1692:LYS:CE	2.31	0.43
11:A40:390:ALA:HB1	24:D32:1099:ARG:CG	2.48	0.43
14:W:349:ALA:O	14:W:447:MET:HE2	2.18	0.43
14:W:742:VAL:HG21	15:J:668:ILE:HG23	2.00	0.43
10:C:196:ILE:CG2	10:C:200:GLY:HA2	2.48	0.43
10:C:399:HIS:CG	10:C:400:PRO:HD2	2.52	0.43
10:C:453:LEU:CG	10:C:486:LEU:HD21	2.47	0.43
10:C:547:VAL:HG21	10:C:587:TYR:CD2	2.52	0.43
10:C:962:PHE:CE2	10:C:997:ILE:CD1	3.01	0.43
10:C:971:ASP:O	10:C:975:SER:HB3	2.18	0.43
10:C8:196:ILE:CG2	10:C8:200:GLY:HA2	2.48	0.43
10:C8:659:PHE:O	10:C8:663:ILE:HG12	2.17	0.43
10:C8:1109:VAL:O	10:C8:1111:SER:N	2.51	0.43
10:C8:1594:PRO:CB	10:C8:1645:PHE:CD1	3.00	0.43
10:C8:1725:THR:C	10:C8:1727:SER:H	2.26	0.43
11:A16:257:GLN:HG2	11:A16:263:ASP:CG	2.43	0.43
17:F:73:GLY:C	17:F:75:ALA:N	2.76	0.43
18:B:286:GLN:OE1	18:B:443:PHE:CD2	2.70	0.43
18:B:377:SER:C	18:B:379:LEU:H	2.26	0.43
18:B:772:LYS:HE2	18:B:839:ASP:HB3	1.99	0.43
18:B:938:LEU:CD2	18:B:1019:ILE:HD13	2.48	0.43
18:B8:609:TYR:HD2	18:B8:610:VAL:HG23	1.75	0.43

*Continued on next page...*

*Continued from previous page...*

Atom-1	Atom-2	Interatomic distance (Å)	Clash overlap (Å)
18:B8:1859:LEU:HB3	18:B8:1860:PRO:HD2	2.01	0.43
20:E8:381:SER:O	20:E8:385:ASP:HB3	2.17	0.43
21:H16:149:HIS:CD2	23:J16:565:ALA:CB	3.00	0.43
22:I16:146:SER:HA	23:J16:571:TRP:CZ2	2.53	0.43
24:D40:94:ALA:HB1	24:D40:543:MET:HE1	2.00	0.43
10:C32:196:ILE:CG2	10:C32:200:GLY:HA2	2.48	0.43
10:C32:510:TRP:HB2	10:C32:511:PRO:HD3	2.00	0.43
10:C32:729:SER:C	10:C32:731:GLN:N	2.73	0.43
2:M:627:TYR:CD2	2:M:627:TYR:N	2.85	0.43
1:R8:746:GLU:CD	1:R8:835:ARG:HE	2.25	0.43
2:M8:610:HIS:NE2	2:M8:611:TRP:CD1	2.86	0.43
3:N8:169:SER:O	3:N8:170:SER:C	2.62	0.43
1:R16:1075:LYS:CE	5:P16:713:LEU:O	2.56	0.43
2:M16:610:HIS:NE2	2:M16:611:TRP:CD1	2.86	0.43
5:P:62:ASP:N	5:P:62:ASP:OD1	2.49	0.43
6:O8:280:GLN:O	6:O8:301:ASP:HB3	2.18	0.43
7:Q8:51:ILE:HG12	7:Q8:121:ILE:HD11	1.98	0.43
5:P16:281:ILE:HD11	5:P16:341:MET:CE	2.45	0.43
9:K:577:GLN:CG	9:K:625:ARG:NH1	2.81	0.43
9:K:959:TRP:CG	9:K:992:GLN:HG3	2.52	0.43
9:K:1074:ARG:HH11	9:K:1126:LEU:CD2	2.30	0.43
9:K8:646:ILE:HA	9:K8:649:MET:CE	2.48	0.43
9:K8:745:ARG:CG	9:K8:752:MET:HA	2.48	0.43
10:C16:1420:LEU:HD22	10:C16:1471:TYR:CE2	2.53	0.43
10:C16:1708:ARG:CA	10:C16:1730:ILE:HD11	2.48	0.43
11:A24:628:LEU:HG	11:A24:637:LEU:HD12	2.00	0.43
10:C24:1109:VAL:O	10:C24:1111:SER:N	2.51	0.43
11:A40:198:PRO:CB	11:A40:200:HIS:HE1	2.24	0.43
11:A40:629:LEU:HD22	11:A40:675:LEU:HD12	2.01	0.43
12:A:153:ARG:HA	10:C8:60:LYS:HE3	1.84	0.43
13:V:861:PHE:CB	14:W:741:ARG:CZ	2.95	0.43
10:C:238:TYR:CE2	10:C:313:ILE:HD13	2.53	0.43
10:C:456:ASN:HB3	10:C:459:LEU:HB2	1.99	0.43
10:C:555:LYS:HD3	10:C:555:LYS:HA	1.77	0.43
10:C:750:TYR:OH	10:C:819:GLN:OE1	2.32	0.43
10:C:1157:LEU:HD22	10:C:1176:VAL:HG11	2.01	0.43
10:C:1257:ALA:C	10:C:1323:LEU:HD11	2.43	0.43
10:C:1594:PRO:HG3	10:C:1642:TYR:CD2	2.54	0.43
10:C8:1424:GLN:HE22	10:C8:1478:VAL:HG13	1.81	0.43
10:C8:1770:LEU:O	10:C8:1836:LYS:NZ	2.51	0.43
10:C8:1821:VAL:HB	16:A8:144:LYS:NZ	2.32	0.43

*Continued on next page...*



*Continued from previous page...*

Atom-1	Atom-2	Interatomic distance (Å)	Clash overlap (Å)
11:A16:375:ALA:N	11:A16:376:PRO:CD	2.81	0.43
17:F8:73:GLY:C	17:F8:75:ALA:N	2.76	0.43
11:A32:628:LEU:HG	11:A32:637:LEU:HD12	2.01	0.43
17:F24:73:GLY:C	17:F24:75:ALA:N	2.76	0.43
18:B:326:PRO:HG2	18:B:370:TYR:CD1	2.53	0.43
18:B:520:ILE:HD11	18:B:528:ILE:HD11	2.00	0.43
18:B:731:ASN:OD1	18:B:732:ASP:N	2.51	0.43
18:B:1456:ASN:OD1	18:B:1510:TYR:HD1	2.01	0.43
18:B8:192:PRO:HG2	18:B8:195:MET:SD	2.58	0.43
18:B8:520:ILE:HD11	18:B8:528:ILE:HD11	2.00	0.43
20:E:350:GLU:CG	20:E:352:PHE:HE2	2.30	0.43
20:E:476:PHE:CG	20:E:493:TRP:HH2	2.35	0.43
22:I:304:LEU:HB3	22:I:305:PRO:CD	2.43	0.43
22:I8:97:THR:HG22	22:I8:107:THR:CG2	2.48	0.43
22:I8:146:SER:HA	23:J8:571:TRP:CZ2	2.53	0.43
21:H24:255:LEU:CD1	23:J24:655:GLU:CD	2.85	0.43
22:I24:155:PHE:CZ	22:I24:159:ARG:HD2	2.52	0.43
21:H16:228:LEU:HD22	23:J16:592:VAL:CG1	2.48	0.43
22:I16:204:PRO:HA	22:I16:209:TRP:CZ3	2.53	0.43
22:I16:364:ALA:O	22:I16:368:VAL:HG23	2.17	0.43
24:D:472:ILE:HD11	24:D:539:THR:CG2	2.48	0.43
24:D32:122:GLN:HE22	24:D32:151:VAL:HG21	1.81	0.43
24:D32:472:ILE:HD11	24:D32:539:THR:CG2	2.48	0.43
10:C32:144:ASP:CB	10:C32:147:LEU:HD12	2.44	0.43
10:C32:736:ILE:HD11	10:C32:794:LYS:NZ	2.34	0.43
10:C32:1082:ILE:O	10:C32:1084:LYS:N	2.51	0.43
12:A48:629:LEU:HD22	12:A48:675:LEU:HD12	2.00	0.43
1:R:1369:LEU:HD13	6:O:211:ASN:OD1	2.18	0.43
2:M:239:LEU:HG	2:M:297:VAL:HG11	2.00	0.43
2:M:307:PHE:O	2:M:311:GLN:HG2	2.18	0.43
1:R8:526:ASN:O	1:R8:529:HIS:CE1	2.71	0.43
1:R16:1449:TRP:HH2	2:M16:161:ASP:N	2.17	0.43
2:M16:816:ARG:HH22	2:M16:849:LEU:HB3	1.83	0.43
2:M16:847:PHE:CE1	4:T16:656:TRP:HB3	1.98	0.43
5:P:68:GLY:HA3	6:O:9:ASP:O	2.18	0.43
6:O:294:THR:OG1	6:O:308:GLN:NE2	2.31	0.43
7:Q:22:VAL:HG12	7:Q:335:SER:OG	2.19	0.43
5:P8:101:LEU:HD22	5:P8:133:TYR:CD2	2.51	0.43
5:P8:214:LEU:CD2	5:P8:236:VAL:HG12	2.45	0.43
5:P8:402:LEU:HD11	5:P8:433:LEU:HB3	2.00	0.43
5:P8:614:VAL:CA	5:P8:629:ARG:NH2	2.81	0.43

*Continued on next page...*



*Continued from previous page...*

Atom-1	Atom-2	Interatomic distance (Å)	Clash overlap (Å)
7:Q8:149:VAL:CG2	7:Q8:187:TRP:CE2	2.99	0.43
7:Q16:22:VAL:HG12	7:Q16:335:SER:OG	2.19	0.43
8:L8:608:PHE:CZ	8:L8:635:MET:O	2.69	0.43
9:K:587:LEU:HD23	9:K:608:LEU:HD23	2.00	0.43
9:K:1048:GLN:OE1	9:K:1128:ARG:CD	2.66	0.43
9:K8:1259:LYS:HE3	9:K8:1284:MET:HE3	1.33	0.43
11:A24:257:GLN:HG2	11:A24:263:ASP:CG	2.43	0.43
10:C24:182:ASP:CB	10:C24:183:PRO:HD2	2.31	0.43
10:C24:196:ILE:CG2	10:C24:200:GLY:HA2	2.48	0.43
10:C24:573:GLU:OE1	10:C24:617:TYR:OH	2.32	0.43
10:C24:1085:SER:HB3	10:C24:1088:LEU:HD12	2.00	0.43
10:C24:1488:ILE:O	10:C24:1494:ILE:HD12	2.18	0.43
10:C24:1623:ILE:HG22	10:C24:1623:ILE:O	2.18	0.43
10:C24:1767:LEU:CD1	10:C24:1832:MET:CE	2.96	0.43
10:C24:1823:GLN:O	10:C24:1827:THR:OG1	2.33	0.43
11:A40:375:ALA:N	11:A40:376:PRO:CD	2.81	0.43
12:A:464:GLY:C	12:A:466:SER:N	2.74	0.43
12:A:762:ILE:CD1	12:A:781:LEU:HD11	2.48	0.43
12:A:785:HIS:CG	12:A:793:ALA:HB2	2.54	0.43
10:C:179:ASN:OD1	10:C:213:ARG:NH1	2.52	0.43
10:C:1002:LEU:HD23	10:C:1012:ARG:NH2	2.31	0.43
10:C8:750:TYR:OH	10:C8:819:GLN:OE1	2.33	0.43
10:C8:1157:LEU:HD22	10:C8:1176:VAL:HG11	2.01	0.43
10:C8:1619:PRO:HB2	10:C8:1621:LYS:HG3	2.01	0.43
17:F16:73:GLY:C	17:F16:75:ALA:N	2.76	0.43
18:B:1859:LEU:HB3	18:B:1860:PRO:HD2	2.00	0.43
18:B8:437:PHE:CZ	18:B8:473:LEU:HD13	2.54	0.43
18:B8:484:TYR:CD2	18:B8:556:ILE:CD1	3.01	0.43
18:B8:1496:GLY:HA3	24:D32:1302:ASP:OD2	2.18	0.43
18:B8:1900:ILE:CD1	18:B8:1946:LEU:CD2	2.77	0.43
20:E:261:PRO:HB3	20:E:297:TRP:HZ3	1.83	0.43
20:E:381:SER:O	20:E:385:ASP:HB3	2.17	0.43
19:48:97:LEU:HD21	19:48:232:TYR:CD1	2.52	0.43
20:E8:261:PRO:HB3	20:E8:297:TRP:HZ3	1.83	0.43
21:H:319:GLY:O	21:H:321:SER:N	2.51	0.43
22:I:199:PHE:HB3	23:J32:620:MET:CE	2.48	0.43
22:I:203:GLN:NE2	22:I:209:TRP:HE1	2.16	0.43
21:H8:373:MET:HE2	22:I8:343:ARG:NH1	2.32	0.43
22:I24:146:SER:HA	23:J24:571:TRP:CZ2	2.53	0.43
22:I24:199:PHE:HB3	23:J24:620:MET:CE	2.48	0.43
24:D:307:GLY:C	24:D16:753:ARG:NH2	2.67	0.43

*Continued on next page...*

*Continued from previous page...*

Atom-1	Atom-2	Interatomic distance (Å)	Clash overlap (Å)
24:D40:1292:LYS:CE	24:D40:1337:ALA:HA	2.48	0.43
10:C32:57:VAL:HG22	10:C32:62:ILE:CD1	2.47	0.43
10:C32:445:MET:HE1	10:C32:462:PHE:CE1	2.52	0.43
10:C32:630:SER:C	10:C32:632:GLN:H	2.27	0.43
10:C32:1085:SER:HB3	10:C32:1088:LEU:HD12	2.01	0.43
10:C32:1277:SER:HG	10:C32:1279:THR:HG1	1.64	0.43
1:R:1132:TYR:OH	1:R:1214:ILE:HD13	2.19	0.43
2:M:421:LEU:CD1	8:L:346:TRP:HE1	2.31	0.43
3:N:19:MET:HG2	3:N:23:GLY:HA2	2.00	0.43
1:R8:1124:TRP:CH2	4:T8:669:PRO:CG	2.96	0.43
1:R8:1424:LYS:O	1:R8:1428:VAL:HG23	2.18	0.43
2:M8:458:LYS:HE2	2:M8:472:GLN:CD	2.43	0.43
2:M16:458:LYS:HE2	2:M16:472:GLN:CD	2.43	0.43
2:M16:572:HIS:CG	2:M16:573:MET:N	2.86	0.43
3:N16:97:HIS:HD2	3:N16:99:PHE:CZ	2.36	0.43
5:P:247:GLU:OE1	5:P:295:LYS:CA	2.66	0.43
7:Q8:22:VAL:HG12	7:Q8:335:SER:OG	2.19	0.43
8:L16:851:PRO:HB2	9:K16:1283:PRO:CB	2.41	0.43
9:K:919:MET:HG3	9:K:920:GLU:N	2.33	0.43
9:K8:577:GLN:CD	9:K8:625:ARG:NH1	2.76	0.43
9:K8:1133:ILE:CG2	9:K8:1166:LEU:CD2	2.97	0.43
10:C16:1050:HIS:CD2	10:C16:1086:LYS:HZ1	1.97	0.43
10:C16:1257:ALA:C	10:C16:1323:LEU:HD11	2.43	0.43
10:C16:1352:GLN:NE2	10:C16:1357:LEU:HD12	2.33	0.43
10:C16:1477:GLN:HG2	24:D8:1407:PHE:HB3	2.01	0.43
10:C16:1594:PRO:HG3	10:C16:1642:TYR:CD2	2.54	0.43
10:C16:1821:VAL:HB	11:A24:144:LYS:NZ	2.32	0.43
11:A24:103:GLU:CD	21:H8:323:TYR:CZ	2.97	0.43
11:A24:468:VAL:CG1	24:D16:1100:GLN:HB3	2.47	0.43
10:C24:456:ASN:C	10:C24:458:VAL:N	2.76	0.43
10:C24:764:ILE:HD13	10:C24:781:VAL:HG21	1.94	0.43
10:C24:1069:TYR:HA	10:C24:1070:PRO:HD3	1.65	0.43
10:C24:1449:GLU:OE1	24:D24:1151:SER:CB	2.65	0.43
10:C24:1453:ARG:HH12	24:D24:1150:GLY:HA3	1.79	0.43
10:C24:1477:GLN:HG2	24:D24:1407:PHE:CB	2.48	0.43
10:C24:1594:PRO:HG3	10:C24:1642:TYR:CD2	2.54	0.43
11:A40:257:GLN:HG2	11:A40:263:ASP:CG	2.43	0.43
13:V:925:ILE:HD11	14:W:801:ALA:HB3	1.96	0.43
14:W:705:HIS:HB3	15:J:644:ARG:NH1	2.33	0.43
10:C:280:SER:C	10:C:282:LYS:N	2.74	0.43
10:C:368:VAL:O	10:C:371:THR:OG1	2.36	0.43

*Continued on next page...*

*Continued from previous page...*

Atom-1	Atom-2	Interatomic distance (Å)	Clash overlap (Å)
10:C:722:LEU:HA	10:C:725:LEU:HD12	2.00	0.43
10:C:1109:VAL:O	10:C:1111:SER:N	2.51	0.43
10:C:1215:ALA:HA	10:C:1219:ILE:HD12	1.99	0.43
10:C:1488:ILE:HD13	10:C:1528:LEU:HD23	1.99	0.43
10:C8:105:TRP:O	10:C8:106:GLY:O	2.36	0.43
10:C8:510:TRP:HB2	10:C8:511:PRO:HD3	2.01	0.43
10:C8:605:GLU:H	10:C8:605:GLU:HG2	1.47	0.43
11:A16:762:ILE:CD1	11:A16:781:LEU:HD11	2.48	0.43
11:A16:763:HIS:ND1	11:A16:815:VAL:HG21	2.33	0.43
11:A32:762:ILE:CD1	11:A32:781:LEU:HD11	2.48	0.43
11:A32:763:HIS:ND1	11:A32:815:VAL:HG21	2.33	0.43
18:B:313:ILE:CD1	18:B:331:TRP:CE3	3.02	0.43
18:B:1658:MET:HE3	18:B:1658:MET:HB3	1.90	0.43
18:B8:7:VAL:HG21	18:B8:99:ILE:CD1	2.48	0.43
18:B8:65:LEU:CD1	18:B8:98:GLU:HB3	2.49	0.43
18:B8:1349:LEU:HD22	18:B8:1367:ILE:CD1	2.46	0.43
20:E:342:GLN:HB3	20:E:343:THR:H	1.74	0.43
20:E:408:LEU:HD12	20:E:507:LEU:HD23	2.01	0.43
19:48:175:TYR:CZ	20:E8:518:GLN:HG2	2.54	0.43
20:E8:33:PHE:CD1	20:E8:37:LEU:HD12	2.46	0.43
20:E8:353:ILE:CB	20:E8:413:PHE:CD2	3.01	0.43
20:E8:494:ILE:HD13	20:E8:507:LEU:CB	2.47	0.43
21:H24:319:GLY:O	21:H24:321:SER:N	2.51	0.43
22:I16:203:GLN:O	22:I16:209:TRP:CE3	2.72	0.43
24:D24:1170:VAL:HG22	24:D24:1232:VAL:HG22	2.01	0.43
10:C32:102:ASN:HA	10:C32:107:LEU:HG	2.00	0.43
10:C32:179:ASN:OD1	10:C32:213:ARG:NH1	2.52	0.43
10:C32:300:VAL:HG12	10:C32:317:ARG:HG2	1.99	0.43
10:C32:1109:VAL:C	10:C32:1111:SER:H	2.27	0.43
10:C32:1457:LEU:HD23	10:C32:1521:ILE:HD13	2.00	0.43
10:C32:1686:LEU:CD2	10:C32:1810:LEU:CD2	2.94	0.43
1:R:1290:ILE:HD13	10:C:605:GLU:OE1	2.18	0.43
2:M:572:HIS:CG	2:M:573:MET:N	2.86	0.43
1:R8:1437:VAL:HG12	1:R8:1438:TRP:N	2.33	0.43
1:R8:1444:VAL:HG11	1:R8:1475:LEU:HD11	2.01	0.43
1:R16:684:ASP:CG	1:R16:784:TRP:HE1	2.26	0.43
1:R16:746:GLU:CD	1:R16:835:ARG:HE	2.25	0.43
2:M16:339:GLU:OE2	4:T8:639:ASP:OD1	2.35	0.43
2:M16:625:HIS:NE2	3:N16:225:PRO:HB3	2.34	0.43
5:P8:645:LEU:N	5:P8:646:PRO:CD	2.82	0.43
7:Q8:231:HIS:NE2	7:Q8:283:GLU:OE2	2.40	0.43

*Continued on next page...*

*Continued from previous page...*

Atom-1	Atom-2	Interatomic distance (Å)	Clash overlap (Å)
7:Q8:297:VAL:HG13	7:Q8:301:ARG:CB	2.44	0.43
7:Q16:219:GLY:CA	7:Q16:221:TRP:CD1	3.01	0.43
7:Q16:279:LEU:HD13	7:Q16:323:PRO:HB2	1.99	0.43
8:L:601:HIS:ND1	8:L:631:LEU:HD22	2.08	0.43
9:K:916:LYS:CB	9:K:919:MET:HE2	2.42	0.43
9:K:1085:TYR:CD1	9:K:1097:VAL:HG23	2.53	0.43
10:C16:296:PHE:CE1	10:C16:300:VAL:CG2	3.00	0.43
11:A24:629:LEU:HD22	11:A24:675:LEU:HD12	2.01	0.43
10:C24:296:PHE:CE1	10:C24:300:VAL:CG2	3.00	0.43
10:C24:736:ILE:HD11	10:C24:794:LYS:NZ	2.33	0.43
10:C24:1059:ALA:O	10:C24:1061:ASN:N	2.52	0.43
10:C24:1420:LEU:HD22	10:C24:1471:TYR:CE2	2.52	0.43
10:C24:1449:GLU:OE1	24:D24:1151:SER:CA	2.67	0.43
11:A40:628:LEU:HG	11:A40:637:LEU:HD12	2.00	0.43
14:W:210:PRO:HB3	14:W:219:ILE:HD11	1.99	0.43
14:W:705:HIS:CB	15:J:644:ARG:NH1	2.81	0.43
14:W:705:HIS:C	14:W:707:LYS:H	2.27	0.43
10:C:1619:PRO:HB2	10:C:1621:LYS:HG3	2.00	0.43
10:C8:547:VAL:HG21	10:C8:587:TYR:CD2	2.52	0.43
10:C8:1109:VAL:C	10:C8:1111:SER:H	2.26	0.43
10:C8:1626:GLN:HE21	10:C8:1692:LYS:CE	2.31	0.43
10:C8:1686:LEU:CD2	10:C8:1810:LEU:CD2	2.94	0.43
10:C8:1708:ARG:CA	10:C8:1730:ILE:HD11	2.48	0.43
10:C8:1767:LEU:CD1	10:C8:1832:MET:CE	2.96	0.43
11:A16:676:TYR:CD2	24:D16:1395:SER:HB2	2.48	0.43
11:A16:798:PHE:CE2	11:A16:809:VAL:HG21	2.52	0.43
11:A32:375:ALA:N	11:A32:376:PRO:CD	2.81	0.43
18:B:268:GLN:HE21	18:B:323:GLU:HB3	1.76	0.43
18:B:484:TYR:CD2	18:B:556:ILE:CD1	3.01	0.43
18:B:957:ALA:CA	18:B:964:LEU:HD22	2.49	0.43
18:B:1112:LYS:CE	21:H:327:SER:HA	2.33	0.43
18:B:1649:SER:CA	18:B:1653:LEU:HD12	2.44	0.43
18:B8:772:LYS:HE2	18:B8:839:ASP:HB3	1.99	0.43
18:B8:1415:LEU:CD1	18:B8:1461:VAL:HG13	2.48	0.43
20:E:449:ARG:C	20:E:452:GLY:H	2.26	0.43
20:E8:342:GLN:HB3	20:E8:343:THR:H	1.74	0.43
22:I:146:SER:HA	23:J32:571:TRP:CZ2	2.53	0.43
24:D:308:ASN:HD21	24:D16:753:ARG:CG	2.31	0.43
24:D:405:GLN:CD	24:D16:10:ARG:HE	2.04	0.43
24:D:1292:LYS:CE	24:D:1337:ALA:HA	2.48	0.43
24:D8:973:LEU:HD21	24:D8:977:LYS:HE3	2.01	0.43

*Continued on next page...*

*Continued from previous page...*

Atom-1	Atom-2	Interatomic distance (Å)	Clash overlap (Å)
24:D8:1170:VAL:HG22	24:D8:1232:VAL:HG22	2.01	0.43
24:D16:973:LEU:HD21	24:D16:977:LYS:HE3	2.01	0.43
24:D24:7:ILE:HD12	24:D24:878:SER:CB	2.49	0.43
10:C32:1442:GLN:O	10:C32:1444:GLY:N	2.50	0.43
1:R:768:LEU:HG	24:D:1362:VAL:HA	2.00	0.43
1:R:1490:VAL:O	1:R:1494:THR:OG1	2.36	0.43
2:M:351:ALA:O	2:M:353:ILE:N	2.51	0.43
1:R8:422:ARG:HH22	1:R8:584:GLY:CA	2.32	0.43
1:R8:1124:TRP:CE3	1:R8:1170:LEU:C	2.97	0.43
2:M8:339:GLU:C	2:M8:341:ASP:N	2.76	0.43
3:N8:200:MET:CE	3:N8:203:PHE:CD2	2.96	0.43
1:R16:1124:TRP:CE3	1:R16:1170:LEU:C	2.97	0.43
1:R16:1437:VAL:HG12	1:R16:1438:TRP:N	2.33	0.43
2:M16:157:GLY:HA3	3:N16:7:GLU:CD	2.44	0.43
8:L8:1092:LEU:HD22	9:K8:999:PHE:CD2	2.53	0.43
10:C16:105:TRP:O	10:C16:106:GLY:O	2.36	0.43
10:C16:280:SER:C	10:C16:282:LYS:N	2.74	0.43
10:C16:1121:ILE:O	10:C16:1133:ILE:HD12	2.19	0.43
10:C16:1547:LYS:CD	24:D8:1406:SER:CB	2.96	0.43
11:A24:375:ALA:N	11:A24:376:PRO:CD	2.81	0.43
10:C24:102:ASN:HA	10:C24:107:LEU:HG	2.00	0.43
10:C24:453:LEU:CG	10:C24:486:LEU:HD21	2.48	0.43
10:C24:547:VAL:HG21	10:C24:587:TYR:CD2	2.52	0.43
10:C24:630:SER:C	10:C24:632:GLN:H	2.27	0.43
11:A40:763:HIS:ND1	11:A40:815:VAL:HG21	2.33	0.43
11:A40:785:HIS:CG	11:A40:793:ALA:HB2	2.54	0.43
12:A:375:ALA:N	12:A:376:PRO:CD	2.81	0.43
13:V:825:GLN:O	14:W:707:LYS:NZ	2.51	0.43
14:W:638:VAL:CG2	15:J:561:PHE:HZ	2.30	0.43
10:C:1163:LEU:HB3	10:C:1166:SER:OG	2.19	0.43
10:C:1507:LEU:C	10:C:1509:SER:N	2.67	0.43
10:C:1725:THR:C	10:C:1727:SER:N	2.76	0.43
10:C8:1385:LEU:HD23	10:C8:1389:ILE:CD1	2.47	0.43
10:C8:1725:THR:C	10:C8:1727:SER:N	2.77	0.43
11:A16:794:THR:C	11:A16:796:ASP:N	2.77	0.43
11:A32:794:THR:C	11:A32:796:ASP:N	2.77	0.43
18:B:154:LEU:CD2	18:B:224:GLU:OE1	2.67	0.43
18:B:154:LEU:HD22	18:B:224:GLU:OE1	2.19	0.43
18:B:176:GLU:OE1	18:B:222:TYR:OH	2.34	0.43
18:B:410:GLN:HG3	18:B:538:ARG:HH22	1.82	0.43
18:B:495:THR:CG2	18:B:549:TRP:CD1	3.02	0.43

*Continued on next page...*

*Continued from previous page...*

Atom-1	Atom-2	Interatomic distance (Å)	Clash overlap (Å)
18:B:1960:LEU:HD23	18:B:1961:TYR:CE2	2.53	0.43
18:B8:49:GLY:O	18:B8:52:SER:OG	2.27	0.43
18:B8:154:LEU:CD2	18:B8:224:GLU:OE1	2.67	0.43
18:B8:957:ALA:CA	18:B8:964:LEU:HD22	2.49	0.43
18:B8:1662:TYR:CZ	18:B8:1692:VAL:HG11	2.53	0.43
19:4:97:LEU:HD21	19:4:232:TYR:CD1	2.52	0.43
19:4:125:ILE:CD1	19:4:139:LEU:HD11	2.49	0.43
20:E:123:CYS:SG	20:E:135:ILE:CG2	2.99	0.43
20:E:429:PRO:HB2	20:E:430:ALA:H	1.67	0.43
19:48:244:GLN:NE2	20:E8:364:PHE:CE1	2.87	0.43
20:E8:350:GLU:CG	20:E8:352:PHE:HE2	2.30	0.43
20:E8:480:MET:HE3	20:E8:493:TRP:CZ3	2.53	0.43
22:I:300:LEU:CG	23:J32:689:LEU:HD21	2.41	0.43
22:I8:332:MET:HG3	23:J8:732:MET:HE1	2.00	0.43
21:H24:267:LYS:HZ2	23:J24:631:GLU:HB3	1.84	0.43
22:I24:203:GLN:O	22:I24:209:TRP:CE3	2.72	0.43
22:I16:332:MET:HG3	23:J16:732:MET:HE1	2.00	0.43
24:D:1170:VAL:HG22	24:D:1232:VAL:HG22	2.01	0.43
24:D16:7:ILE:HD12	24:D16:878:SER:CB	2.49	0.43
24:D24:1292:LYS:CE	24:D24:1337:ALA:HA	2.48	0.43
24:D40:472:ILE:HD11	24:D40:539:THR:CG2	2.48	0.43
10:C32:57:VAL:HG22	10:C32:62:ILE:HD11	2.01	0.43
10:C32:182:ASP:OD1	10:C32:182:ASP:N	2.52	0.43
10:C32:448:LYS:O	10:C32:450:PRO:CD	2.57	0.43
10:C32:1352:GLN:NE2	10:C32:1357:LEU:HD12	2.32	0.43
10:C32:1770:LEU:O	10:C32:1836:LYS:NZ	2.51	0.43
12:A48:798:PHE:CE2	12:A48:809:VAL:HG21	2.52	0.43
1:R:1424:LYS:O	1:R:1428:VAL:HG23	2.18	0.43
1:R:1444:VAL:HG11	1:R:1475:LEU:HD11	2.01	0.43
2:M:217:ILE:HD11	3:N:28:THR:CG2	2.42	0.43
2:M:339:GLU:C	2:M:341:ASP:N	2.76	0.43
2:M8:417:ARG:CG	8:L8:298:PHE:CD2	3.02	0.43
3:N8:158:TRP:CZ2	3:N8:179:LEU:HD21	2.48	0.43
1:R16:1124:TRP:HZ2	4:T16:669:PRO:HD3	1.83	0.43
3:N16:4:GLN:CD	3:N16:44:GLY:HA2	2.40	0.43
5:P:566:PHE:CZ	5:P:597:GLY:O	2.71	0.43
7:Q8:222:PHE:O	7:Q8:223:GLN:C	2.62	0.43
9:K:584:SER:C	9:K:622:VAL:HG11	2.44	0.43
9:K:646:ILE:HA	9:K:649:MET:CE	2.49	0.43
9:K:840:TRP:CZ3	9:K:907:ILE:HG13	2.54	0.43
9:K:1069:PRO:O	9:K:1126:LEU:HD12	2.18	0.43

*Continued on next page...*



*Continued from previous page...*

Atom-1	Atom-2	Interatomic distance (Å)	Clash overlap (Å)
9:K8:714:ARG:NH1	9:K8:731:CYS:SG	2.91	0.43
9:K8:842:ILE:HG23	9:K8:871:LEU:CD2	2.48	0.43
10:C16:510:TRP:HB2	10:C16:511:PRO:HD3	2.00	0.43
10:C16:736:ILE:HD11	10:C16:794:LYS:NZ	2.33	0.43
10:C16:768:ARG:HD3	10:C16:778:GLU:HB2	2.01	0.43
10:C16:1109:VAL:O	10:C16:1111:SER:N	2.51	0.43
10:C16:1109:VAL:C	10:C16:1111:SER:H	2.27	0.43
10:C16:1297:HIS:CE1	10:C16:1372:ALA:HB1	2.54	0.43
11:A24:103:GLU:OE1	21:H8:323:TYR:CE2	2.72	0.43
10:C24:1442:GLN:O	10:C24:1444:GLY:N	2.49	0.43
10:C24:1725:THR:C	10:C24:1727:SER:H	2.26	0.43
13:V:910:GLU:N	14:W:787:MET:CE	2.82	0.43
10:C:1624:LEU:CD2	10:C:1632:LEU:CD1	2.96	0.43
10:C:1823:GLN:O	10:C:1827:THR:OG1	2.33	0.43
10:C8:1328:PHE:CZ	10:C8:1377:ILE:CD1	2.92	0.43
10:C8:1385:LEU:HD11	10:C8:1419:PHE:HD1	1.84	0.43
11:A32:587:VAL:HG21	11:A32:636:PHE:CE1	2.41	0.43
18:B:538:ARG:O	18:B:545:VAL:HG13	2.18	0.43
18:B:583:ARG:HH11	18:B:643:MET:HE1	1.79	0.43
18:B:1209:LEU:HD23	18:B:1238:PHE:HE1	1.84	0.43
18:B:1490:ILE:O	18:B:1494:THR:HG23	2.19	0.43
18:B:1697:LEU:HD11	18:B:1826:VAL:HG13	2.01	0.43
18:B8:86:LYS:CE	18:B8:123:LEU:HD11	2.48	0.43
18:B8:135:TYR:OH	18:B8:139:ARG:NH1	2.48	0.43
18:B8:410:GLN:HG3	18:B8:538:ARG:HH22	1.82	0.43
18:B8:603:PHE:HB3	18:B8:619:ARG:NH2	2.29	0.43
18:B8:1194:LEU:HD11	18:B8:1311:TRP:CH2	2.52	0.43
18:B8:1438:LEU:CD1	18:B8:1462:LEU:HD11	2.49	0.43
18:B8:1490:ILE:O	18:B8:1494:THR:HG23	2.19	0.43
20:E:480:MET:CE	20:E:493:TRP:CZ3	3.02	0.43
23:J8:718:GLN:HG3	23:J8:737:TRP:CZ3	2.52	0.43
24:D:212:GLU:HB2	24:D:230:LEU:HD11	2.01	0.43
24:D24:973:LEU:HD21	24:D24:977:LYS:HE3	2.01	0.43
24:D32:973:LEU:HD21	24:D32:977:LYS:HE3	2.01	0.43
24:D40:973:LEU:HD21	24:D40:977:LYS:HE3	2.00	0.43
24:D40:1380:LEU:HB3	24:D40:1454:LEU:HD21	2.00	0.43
10:C32:453:LEU:CG	10:C32:486:LEU:HD21	2.48	0.43
10:C32:918:PHE:HA	10:C32:927:THR:HG21	1.99	0.43
10:C32:1157:LEU:HD22	10:C32:1176:VAL:HG11	2.01	0.43
10:C32:1594:PRO:HG3	10:C32:1642:TYR:CD2	2.53	0.43
12:A48:762:ILE:CD1	12:A48:781:LEU:HD11	2.48	0.43

*Continued on next page...*



*Continued from previous page...*

Atom-1	Atom-2	Interatomic distance (Å)	Clash overlap (Å)
1:R:1201:LEU:O	1:R:1202:ARG:C	2.56	0.43
1:R:1330:ALA:CB	10:C:1173:LEU:HD13	2.45	0.43
1:R8:1466:LYS:CG	6:O8:160:LEU:CD1	2.92	0.43
2:M8:632:VAL:HG22	3:N8:222:LEU:HB3	2.01	0.43
2:M16:762:LEU:HD22	2:M16:813:ASN:HD22	1.83	0.43
5:P:1:MET:HA	5:P:2:PRO:HD3	1.50	0.43
5:P:378:ASP:OD2	14:W:25:ARG:HD2	2.19	0.43
7:Q:298:SER:C	7:Q:300:SER:N	2.75	0.43
5:P8:281:ILE:HD11	5:P8:341:MET:CE	2.45	0.43
5:P8:607:PHE:CE1	5:P8:611:LEU:HD13	2.54	0.43
6:O8:133:LEU:HD11	6:O8:153:PHE:CE1	2.48	0.43
7:Q8:136:ARG:NH1	7:Q8:138:GLU:CD	2.76	0.43
5:P16:578:LEU:CD1	5:P16:608:LYS:HZ2	2.31	0.43
9:K:751:LEU:HD23	9:K:754:ARG:HD3	1.98	0.43
9:K:1133:ILE:CG2	9:K:1166:LEU:CD2	2.97	0.43
9:K8:638:TRP:CH2	9:K8:754:ARG:HD2	2.54	0.43
9:K8:700:MET:CE	9:K8:764:VAL:HA	2.48	0.43
9:K8:840:TRP:HE3	9:K8:875:LEU:HD21	1.84	0.43
10:C16:445:MET:HE1	10:C16:462:PHE:HZ	1.84	0.43
10:C16:667:ILE:CG2	10:C16:670:GLU:O	2.67	0.43
10:C16:1059:ALA:O	10:C16:1061:ASN:N	2.52	0.43
11:A24:107:GLN:NE2	21:H8:324:LEU:O	2.42	0.43
10:C24:47:PRO:HG2	10:C24:93:ASP:OD2	2.19	0.43
10:C24:667:ILE:CG2	10:C24:670:GLU:O	2.67	0.43
10:C24:761:VAL:HG21	10:C24:826:TYR:CA	2.42	0.43
10:C24:855:VAL:N	10:C24:856:PRO:CD	2.82	0.43
10:C24:1297:HIS:CE1	10:C24:1372:ALA:HB1	2.54	0.43
10:C24:1567:LEU:HA	10:C24:1610:MET:HE1	2.00	0.43
11:A40:24:ALA:O	23:J16:705:TRP:CZ2	2.70	0.43
11:A40:66:LEU:CD1	22:I16:323:GLU:OE2	2.65	0.43
11:A40:156:MET:N	11:A40:555:HIS:NE2	2.67	0.43
14:W:750:HIS:O	14:W:753:THR:OG1	2.37	0.43
10:C:1085:SER:HB3	10:C:1088:LEU:HD12	2.00	0.43
10:C:1725:THR:C	10:C:1727:SER:H	2.26	0.43
10:C8:64:LEU:CD1	10:C8:70:ILE:HD12	2.42	0.43
10:C8:179:ASN:OD1	10:C8:213:ARG:NH1	2.52	0.43
10:C8:1594:PRO:HG3	10:C8:1642:TYR:CD2	2.54	0.43
11:A16:557:LEU:CD2	11:A16:561:ASP:CB	2.90	0.43
11:A16:628:LEU:HG	11:A16:637:LEU:HD12	2.00	0.43
11:A32:91:GLU:CD	18:B8:1112:LYS:HZ3	2.07	0.43
11:A32:159:LYS:HZ2	18:B8:1918:ARG:CG	2.29	0.43

*Continued on next page...*

*Continued from previous page...*

Atom-1	Atom-2	Interatomic distance (Å)	Clash overlap (Å)
11:A32:703:ALA:HA	24:D32:1398:ARG:HD2	1.92	0.43
11:A32:703:ALA:CA	24:D32:1398:ARG:HH11	2.32	0.43
18:B:83:LEU:HD22	18:B:105:VAL:HG12	2.00	0.43
18:B:1660:SER:CA	18:B:1724:MET:HE1	2.49	0.43
18:B8:495:THR:CG2	18:B8:549:TRP:CD1	3.02	0.43
18:B8:1130:LEU:HD23	18:B8:1132:TRP:CD1	2.46	0.43
18:B8:1234:MET:N	18:B8:1235:PRO:CD	2.81	0.43
20:E8:306:SER:C	20:E8:308:GLU:N	2.76	0.43
21:H8:322:LEU:CD1	23:J8:689:LEU:HG	2.46	0.43
21:H16:319:GLY:O	21:H16:321:SER:N	2.51	0.43
24:D8:7:ILE:HD12	24:D8:878:SER:CB	2.49	0.43
24:D8:1284:ILE:HD11	24:D8:1319:ALA:HA	2.01	0.43
24:D16:94:ALA:HB1	24:D16:543:MET:HE1	2.00	0.43
24:D16:472:ILE:HD11	24:D16:539:THR:CG2	2.48	0.43
24:D16:1284:ILE:HD11	24:D16:1319:ALA:HA	2.00	0.43
10:C32:855:VAL:N	10:C32:856:PRO:CD	2.82	0.43
12:A48:785:HIS:CG	12:A48:793:ALA:HB2	2.54	0.43
1:R:1190:VAL:HG22	24:D:1456:GLU:C	2.44	0.43
1:R:1360:GLN:C	10:C:608:ASP:OD2	2.62	0.43
2:M:632:VAL:HG22	3:N:222:LEU:HB3	2.01	0.43
2:M:732:TRP:CZ3	2:M:736:ALA:HB3	2.53	0.43
3:N:278:ASP:OD1	3:N:278:ASP:C	2.62	0.43
2:M8:572:HIS:CG	2:M8:573:MET:N	2.86	0.43
2:M8:622:ARG:CZ	2:M8:624:ASP:OD2	2.64	0.43
3:N8:221:ASN:C	3:N8:223:GLY:N	2.77	0.43
1:R16:1269:LEU:CD1	5:P16:684:ARG:HD3	2.44	0.43
3:N16:221:ASN:C	3:N16:223:GLY:N	2.77	0.43
5:P:214:LEU:HD21	5:P:236:VAL:HG12	2.01	0.43
5:P:398:LYS:HD2	5:P:426:MET:SD	2.59	0.43
5:P:634:MET:HE3	5:P:674:LYS:HG3	2.01	0.43
7:Q8:124:PHE:CE1	7:Q8:125:TYR:CE2	2.80	0.43
7:Q8:149:VAL:HG22	7:Q8:159:VAL:HG22	2.01	0.43
5:P16:47:ASN:ND2	5:P16:76:LEU:O	2.52	0.43
5:P16:105:ARG:NH2	5:P16:133:TYR:CE1	2.66	0.43
5:P16:115:MET:O	5:P16:119:SER:HB2	2.19	0.43
5:P16:454:GLY:O	5:P16:488:LYS:NZ	2.51	0.43
9:K:714:ARG:NH1	9:K:731:CYS:SG	2.92	0.43
9:K8:1069:PRO:O	9:K8:1126:LEU:HD12	2.19	0.43
9:K8:1085:TYR:CD1	9:K8:1097:VAL:HG23	2.53	0.43
10:C16:41:GLN:NE2	10:C16:165:ALA:HB1	2.34	0.43
10:C16:750:TYR:OH	10:C16:813:LEU:HD23	2.19	0.43

*Continued on next page...*

*Continued from previous page...*

Atom-1	Atom-2	Interatomic distance (Å)	Clash overlap (Å)
10:C16:962:PHE:HZ	10:C16:997:ILE:CD1	2.18	0.43
10:C16:1129:VAL:CG1	10:C16:1130:SER:N	2.81	0.43
10:C16:1157:LEU:HD22	10:C16:1176:VAL:HG11	2.01	0.43
10:C16:1282:CYS:HA	10:C16:1738:MET:CE	2.42	0.43
10:C16:1626:GLN:HE21	10:C16:1692:LYS:CE	2.31	0.43
11:A24:36:ASN:HD21	22:I8:293:LYS:HE3	1.76	0.43
10:C24:182:ASP:OD1	10:C24:182:ASP:N	2.52	0.43
10:C24:615:GLU:CA	10:C24:619:LEU:HD12	2.49	0.43
10:C24:1449:GLU:OE2	24:D24:1151:SER:CB	2.67	0.43
12:A:794:THR:C	12:A:796:ASP:N	2.77	0.43
10:C:879:LEU:CD2	10:C:944:MET:HG3	2.49	0.43
10:C8:736:ILE:HD11	10:C8:794:LYS:NZ	2.33	0.43
10:C8:855:VAL:N	10:C8:856:PRO:CD	2.82	0.43
11:A16:785:HIS:CG	11:A16:793:ALA:HB2	2.54	0.43
11:A32:362:ARG:NE	11:A32:366:ARG:HH12	2.17	0.43
18:B:65:LEU:CD1	18:B:98:GLU:HB3	2.49	0.43
18:B:192:PRO:HG2	18:B:195:MET:SD	2.58	0.43
18:B:690:TRP:CZ3	18:B:787:VAL:HG13	2.54	0.43
18:B:1234:MET:N	18:B:1235:PRO:CD	2.81	0.43
18:B8:1353:GLU:OE1	18:B8:1417:SER:OG	2.36	0.43
18:B8:1697:LEU:HD11	18:B8:1826:VAL:HG13	2.01	0.43
19:4:316:PHE:HB2	19:4:319:SER:HB3	2.01	0.43
20:E:347:PRO:HA	20:E:348:PRO:HD3	1.76	0.43
20:E:480:MET:HE3	20:E:493:TRP:CZ3	2.53	0.43
20:E8:480:MET:CE	20:E8:493:TRP:CZ3	3.02	0.43
21:H:231:HIS:CG	23:J32:596:GLN:HE22	2.31	0.43
22:I:300:LEU:HD22	23:J32:689:LEU:CD2	2.42	0.43
21:H24:271:LEU:HD21	22:I24:254:ILE:HG21	1.98	0.43
21:H16:190:TRP:HA	21:H16:191:PRO:HD3	1.89	0.43
21:H16:284:LEU:C	23:J16:650:GLN:NE2	2.77	0.43
22:I16:199:PHE:HB3	23:J16:620:MET:CE	2.49	0.43
24:D:1284:ILE:HD11	24:D:1319:ALA:HA	2.01	0.43
24:D:1380:LEU:HB3	24:D:1454:LEU:HD21	2.00	0.43
24:D16:1292:LYS:CE	24:D16:1337:ALA:HA	2.48	0.43
24:D32:7:ILE:HD12	24:D32:878:SER:CB	2.49	0.43
24:D40:1284:ILE:HD11	24:D40:1319:ALA:HA	2.00	0.43
10:C32:41:GLN:NE2	10:C32:165:ALA:HB1	2.34	0.43
10:C32:1105:LEU:HD21	10:C32:1183:LEU:HD21	2.01	0.43
12:A48:642:GLY:O	12:A48:685:ARG:HD2	2.19	0.43
2:M:641:CYS:HA	2:M:644:TRP:HE1	1.82	0.42
3:N:1:MET:CB	3:N:302:PRO:O	2.57	0.42

*Continued on next page...*

*Continued from previous page...*

Atom-1	Atom-2	Interatomic distance (Å)	Clash overlap (Å)
2:M8:730:GLU:HG3	8:L16:504:GLN:CG	2.49	0.42
2:M8:847:PHE:CD1	4:T8:656:TRP:CE3	2.59	0.42
7:Q:149:VAL:HG22	7:Q:159:VAL:HG22	2.01	0.42
7:Q8:254:ALA:CB	7:Q8:302:ILE:CD1	2.97	0.42
7:Q16:298:SER:C	7:Q16:300:SER:N	2.75	0.42
9:K:584:SER:CB	9:K:622:VAL:HG21	2.42	0.42
9:K:743:ARG:NH1	9:K:772:TYR:CD1	2.75	0.42
9:K:745:ARG:HD2	9:K:752:MET:HA	2.00	0.42
9:K:840:TRP:HE3	9:K:875:LEU:HD21	1.84	0.42
9:K16:950:LYS:HE2	9:K16:974:LEU:HD21	1.99	0.42
10:C16:919:ASP:H	10:C16:927:THR:HG23	1.84	0.42
10:C16:1105:LEU:HD21	10:C16:1183:LEU:HD21	2.01	0.42
10:C24:1105:LEU:HD21	10:C24:1183:LEU:HD21	2.01	0.42
10:C24:1121:ILE:O	10:C24:1133:ILE:HD12	2.19	0.42
10:C24:1129:VAL:CG1	10:C24:1130:SER:N	2.82	0.42
14:W:646:ALA:N	14:W:647:PRO:CD	2.80	0.42
10:C:553:LEU:CD2	10:C:595:THR:HG23	2.45	0.42
10:C:630:SER:C	10:C:632:GLN:H	2.27	0.42
10:C:667:ILE:CG2	10:C:670:GLU:O	2.67	0.42
10:C:1623:ILE:HG22	10:C:1623:ILE:O	2.18	0.42
10:C:1686:LEU:CD2	10:C:1810:LEU:CD2	2.94	0.42
10:C8:1257:ALA:C	10:C8:1323:LEU:HD11	2.43	0.42
10:C8:1763:LEU:HD13	10:C8:1825:LEU:HD23	2.00	0.42
17:F:69:SER:HA	17:F:70:PRO:HD3	1.82	0.42
11:A32:66:LEU:CD1	22:I24:323:GLU:OE2	2.65	0.42
18:B:243:GLY:CA	18:B:248:SER:OG	2.67	0.42
18:B:1375:SER:O	18:B:1379:VAL:HG23	2.19	0.42
18:B:1601:VAL:HG12	18:B:1601:VAL:O	2.19	0.42
18:B:1783:VAL:HG21	18:B:1810:VAL:HG21	2.01	0.42
18:B:1900:ILE:CD1	18:B:1946:LEU:CD2	2.77	0.42
18:B8:477:SER:HA	18:B8:588:PHE:O	2.19	0.42
19:4:65:LYS:C	19:4:66:ALA:O	2.62	0.42
19:4:94:VAL:O	19:4:97:LEU:HB2	2.18	0.42
19:4:403:GLY:HA3	19:4:429:TRP:CE2	2.54	0.42
20:E:31:PHE:CE1	20:E:46:PHE:HZ	2.36	0.42
19:48:17:ARG:NH2	19:48:386:ASP:OD2	2.52	0.42
19:48:269:PHE:HB3	19:48:281:TRP:HB2	2.01	0.42
23:J32:733:ALA:HA	23:J32:734:PRO:HD3	1.47	0.42
21:H8:284:LEU:C	23:J8:650:GLN:NE2	2.77	0.42
23:J8:679:GLU:C	23:J8:681:GLU:H	2.27	0.42
24:D8:1325:ARG:C	24:D8:1326:ILE:HG13	2.44	0.42

*Continued on next page...*

*Continued from previous page...*

Atom-1	Atom-2	Interatomic distance (Å)	Clash overlap (Å)
24:D32:1284:ILE:HD11	24:D32:1319:ALA:HA	2.00	0.42
24:D40:873:ARG:HD2	24:D40:884:ASP:CB	2.49	0.42
24:D40:1325:ARG:C	24:D40:1326:ILE:HG13	2.44	0.42
10:C32:1129:VAL:CG1	10:C32:1130:SER:N	2.81	0.42
10:C32:1265:ARG:HG2	10:C32:1268:ARG:HE	1.54	0.42
10:C32:1725:THR:C	10:C32:1727:SER:H	2.26	0.42
12:A48:504:TYR:HB3	12:A48:505:PRO:CD	2.46	0.42
12:A48:849:TRP:HB2	12:A48:854:TYR:CE2	2.54	0.42
1:R:422:ARG:HH22	1:R:584:GLY:CA	2.32	0.42
1:R:1124:TRP:CE3	1:R:1170:LEU:C	2.97	0.42
1:R:1154:LEU:HD13	1:R:1230:TYR:HA	2.00	0.42
2:M:843:ALA:O	4:T:656:TRP:HH2	2.02	0.42
3:N:169:SER:O	3:N:170:SER:C	2.62	0.42
3:N16:278:ASP:OD1	3:N16:278:ASP:C	2.62	0.42
5:P16:317:ILE:HG23	5:P16:342:LEU:HD22	2.00	0.42
7:Q16:149:VAL:HG22	7:Q16:159:VAL:HG22	2.01	0.42
9:K8:584:SER:C	9:K8:622:VAL:HG11	2.44	0.42
10:C16:47:PRO:HG2	10:C16:93:ASP:OD2	2.19	0.42
10:C16:102:ASN:HA	10:C16:107:LEU:HG	2.00	0.42
10:C16:630:SER:C	10:C16:632:GLN:H	2.27	0.42
10:C16:945:LEU:O	10:C16:993:HIS:HE1	2.03	0.42
10:C16:1317:ARG:HD3	10:C16:1387:LEU:HD21	2.01	0.42
10:C24:1109:VAL:C	10:C24:1111:SER:H	2.27	0.42
14:W:515:CYS:O	14:W:607:ARG:HD2	2.19	0.42
10:C:1297:HIS:CE1	10:C:1372:ALA:HB1	2.54	0.42
10:C:1317:ARG:HD3	10:C:1387:LEU:HD21	2.01	0.42
10:C:1708:ARG:CA	10:C:1730:ILE:HD11	2.48	0.42
10:C8:47:PRO:HG2	10:C8:93:ASP:OD2	2.19	0.42
10:C8:57:VAL:HG22	10:C8:62:ILE:HD11	2.01	0.42
10:C8:508:ILE:HG23	10:C8:549:TYR:HH	1.83	0.42
10:C8:750:TYR:OH	10:C8:813:LEU:HD23	2.19	0.42
10:C8:1085:SER:HB3	10:C8:1088:LEU:HD12	2.00	0.42
10:C8:1163:LEU:HB3	10:C8:1166:SER:OG	2.19	0.42
11:A16:703:ALA:CA	24:D16:1398:ARG:CD	2.83	0.42
17:F8:69:SER:HA	17:F8:70:PRO:HD3	1.81	0.42
11:A32:642:GLY:O	11:A32:685:ARG:HD2	2.19	0.42
18:B:437:PHE:CZ	18:B:473:LEU:HD13	2.54	0.42
18:B:1098:MET:CE	18:B:1142:PHE:HB2	2.49	0.42
18:B:1158:VAL:HG13	18:B:1338:GLN:O	2.19	0.42
18:B:1372:THR:O	18:B:1376:ILE:HG13	2.19	0.42
18:B8:132:LEU:HD11	18:B8:199:LEU:HD11	1.88	0.42

*Continued on next page...*

*Continued from previous page...*

Atom-1	Atom-2	Interatomic distance (Å)	Clash overlap (Å)
18:B8:326:PRO:HG2	18:B8:370:TYR:CD1	2.53	0.42
18:B8:503:SER:N	18:B8:504:PRO:HD2	2.33	0.42
18:B8:1783:VAL:HG21	18:B8:1810:VAL:HG21	2.01	0.42
18:B8:1958:ALA:HB2	18:B8:1965:LEU:HD12	2.00	0.42
19:4:421:GLN:HB3	19:4:440:ILE:HG23	2.01	0.42
19:48:316:PHE:HB2	19:48:319:SER:HB3	2.01	0.42
23:J24:733:ALA:HA	23:J24:734:PRO:HD3	1.47	0.42
23:J16:679:GLU:C	23:J16:681:GLU:H	2.27	0.42
24:D16:1112:ALA:HB2	24:D16:1160:LEU:CD1	2.45	0.42
24:D32:1292:LYS:CE	24:D32:1337:ALA:HA	2.49	0.42
10:C32:663:ILE:HG22	10:C32:667:ILE:HG21	2.00	0.42
10:C32:750:TYR:OH	10:C32:813:LEU:HD23	2.19	0.42
10:C32:1297:HIS:CE1	10:C32:1372:ALA:HB1	2.54	0.42
2:M:624:ASP:OD1	2:M:624:ASP:N	2.50	0.42
1:R16:1424:LYS:O	1:R16:1428:VAL:HG23	2.18	0.42
7:Q:57:ASN:ND2	7:Q:62:HIS:CE1	2.87	0.42
5:P16:16:PHE:HE1	6:O16:311:LEU:HD21	1.82	0.42
5:P16:143:ASN:C	5:P16:145:ILE:H	2.27	0.42
7:Q16:33:ARG:NH1	7:Q16:345:ASP:OD2	2.52	0.42
8:L8:614:GLU:CD	8:L8:649:LYS:HZ3	2.27	0.42
8:L16:1058:ILE:HG23	9:K16:1083:ILE:HD13	2.00	0.42
9:K16:601:VAL:HG11	9:K16:673:SER:HB3	2.00	0.42
10:C16:228:ARG:CZ	10:C16:277:SER:CB	2.94	0.42
10:C16:1281:THR:O	10:C16:1284:ASP:HB2	2.20	0.42
10:C16:1725:THR:C	10:C16:1727:SER:H	2.26	0.42
10:C16:1757:GLN:OE1	11:A24:136:LEU:HD23	2.11	0.42
11:A40:362:ARG:NE	11:A40:366:ARG:HH12	2.17	0.42
11:A40:763:HIS:CE1	11:A40:815:VAL:HG21	2.55	0.42
12:A:628:LEU:HG	12:A:637:LEU:HD12	2.00	0.42
12:A:798:PHE:CE2	12:A:809:VAL:HG21	2.52	0.42
10:C:228:ARG:CZ	10:C:277:SER:CB	2.94	0.42
10:C:750:TYR:OH	10:C:813:LEU:HD23	2.19	0.42
10:C:1059:ALA:O	10:C:1061:ASN:N	2.52	0.42
10:C:1457:LEU:HD23	10:C:1521:ILE:HD13	2.00	0.42
11:A16:362:ARG:NE	11:A16:366:ARG:HH12	2.17	0.42
18:B:124:THR:C	18:B:126:GLU:N	2.77	0.42
18:B:1415:LEU:CD1	18:B:1461:VAL:HG13	2.48	0.42
18:B8:553:LEU:HD23	18:B8:558:VAL:CG2	2.49	0.42
18:B8:671:MET:HE1	18:B8:736:ALA:HB3	1.94	0.42
19:4:175:TYR:CZ	20:E:518:GLN:HG2	2.54	0.42
20:E:6:VAL:CG1	20:E:7:PRO:HD2	2.50	0.42

*Continued on next page...*



*Continued from previous page...*

Atom-1	Atom-2	Interatomic distance (Å)	Clash overlap (Å)
20:E:331:GLY:HA2	20:E:357:PHE:CE2	2.54	0.42
22:I24:206:PHE:O	22:I24:209:TRP:HB2	2.19	0.42
22:I16:155:PHE:CZ	22:I16:159:ARG:HD2	2.51	0.42
24:D8:1292:LYS:CE	24:D8:1337:ALA:HA	2.49	0.42
24:D32:1325:ARG:C	24:D32:1326:ILE:HG13	2.44	0.42
24:D40:7:ILE:HD12	24:D40:878:SER:CB	2.49	0.42
24:D40:212:GLU:HB2	24:D40:230:LEU:HD11	2.01	0.42
10:C32:698:PHE:CZ	10:C32:749:LEU:CD1	3.02	0.42
10:C32:768:ARG:HD3	10:C32:778:GLU:HB2	2.01	0.42
10:C32:1271:PHE:CD1	10:C32:1273:GLY:N	2.81	0.42
10:C32:1424:GLN:HE22	10:C32:1478:VAL:HG13	1.81	0.42
12:A48:375:ALA:N	12:A48:376:PRO:CD	2.81	0.42
1:R:341:ARG:HH12	1:R:499:GLU:CD	2.28	0.42
2:M:762:LEU:HD22	2:M:813:ASN:HD22	1.83	0.42
2:M:816:ARG:HH22	2:M:849:LEU:HB3	1.83	0.42
1:R8:341:ARG:HH12	1:R8:499:GLU:CD	2.28	0.42
3:N8:135:ARG:NE	3:N8:141:ASP:OD1	2.49	0.42
1:R16:422:ARG:HH22	1:R16:584:GLY:CA	2.32	0.42
2:M16:843:ALA:O	4:T16:656:TRP:HH2	2.03	0.42
5:P:143:ASN:C	5:P:145:ILE:H	2.27	0.42
5:P:454:GLY:O	5:P:488:LYS:NZ	2.51	0.42
5:P8:288:ARG:HB2	5:P8:289:PRO:HD2	2.02	0.42
7:Q8:57:ASN:ND2	7:Q8:62:HIS:CE1	2.87	0.42
7:Q16:57:ASN:ND2	7:Q16:62:HIS:CE1	2.87	0.42
9:K:638:TRP:CH2	9:K:754:ARG:HD2	2.54	0.42
9:K:736:LEU:HD21	9:K:770:VAL:HG13	2.02	0.42
9:K8:577:GLN:CG	9:K8:625:ARG:NH1	2.81	0.42
9:K8:745:ARG:HD2	9:K8:752:MET:HA	2.00	0.42
9:K8:1048:GLN:OE1	9:K8:1128:ARG:CD	2.66	0.42
10:C16:182:ASP:OD1	10:C16:182:ASP:N	2.52	0.42
10:C16:275:ALA:CB	10:C16:326:LEU:CD1	2.96	0.42
10:C16:323:HIS:HE1	10:C16:327:ILE:HD11	1.69	0.42
10:C16:553:LEU:HD23	10:C16:595:THR:CG2	2.44	0.42
10:C16:572:ILE:CG1	10:C16:606:MET:CE	2.90	0.42
10:C16:855:VAL:N	10:C16:856:PRO:CD	2.82	0.42
10:C16:1250:ALA:HB2	10:C16:1309:ARG:HH11	1.78	0.42
10:C16:1263:LYS:HD3	10:C16:1263:LYS:HA	1.87	0.42
10:C24:1257:ALA:C	10:C24:1323:LEU:HD11	2.43	0.42
11:A40:780:LYS:HE2	24:D32:111:ASP:CG	2.43	0.42
13:V:836:LEU:HD22	14:W:716:PHE:CD1	2.54	0.42
10:C:736:ILE:CD1	10:C:794:LYS:HZ2	2.31	0.42

*Continued on next page...*



*Continued from previous page...*

Atom-1	Atom-2	Interatomic distance (Å)	Clash overlap (Å)
10:C:1105:LEU:HD21	10:C:1183:LEU:HD21	2.01	0.42
10:C:1129:VAL:CG1	10:C:1130:SER:N	2.81	0.42
10:C:1271:PHE:CD1	10:C:1273:GLY:N	2.81	0.42
10:C:1283:LEU:CD1	10:C:1357:LEU:HD13	2.49	0.42
10:C8:102:ASN:HA	10:C8:107:LEU:HG	2.01	0.42
10:C8:228:ARG:CZ	10:C8:277:SER:CB	2.94	0.42
10:C8:667:ILE:CA	10:C8:670:GLU:H	2.32	0.42
10:C8:1121:ILE:O	10:C8:1133:ILE:HD12	2.19	0.42
10:C8:1163:LEU:C	10:C8:1166:SER:H	2.28	0.42
10:C8:1265:ARG:HG2	10:C8:1268:ARG:HE	1.55	0.42
10:C8:1457:LEU:HD23	10:C8:1521:ILE:HD13	2.00	0.42
11:A16:609:ASN:OD1	11:A16:610:VAL:N	2.53	0.42
11:A32:785:HIS:CG	11:A32:793:ALA:HB2	2.54	0.42
18:B:86:LYS:CE	18:B:123:LEU:HD11	2.48	0.42
18:B:429:GLY:H	18:B:475:GLU:CD	2.27	0.42
18:B:472:SER:HA	18:B:584:ARG:HH12	1.84	0.42
18:B:553:LEU:HD23	18:B:558:VAL:CG2	2.49	0.42
18:B8:83:LEU:HD22	18:B8:105:VAL:HG12	2.00	0.42
18:B8:243:GLY:CA	18:B8:248:SER:OG	2.67	0.42
18:B8:377:SER:C	18:B8:379:LEU:N	2.78	0.42
18:B8:429:GLY:H	18:B8:475:GLU:CD	2.27	0.42
18:B8:1112:LYS:CE	21:H24:327:SER:CA	2.81	0.42
18:B8:1205:ILE:HD12	18:B8:1271:PHE:CE2	2.53	0.42
18:B8:1372:THR:O	18:B8:1376:ILE:HG13	2.20	0.42
18:B8:1456:ASN:OD1	18:B8:1510:TYR:HD1	2.01	0.42
18:B8:1660:SER:CA	18:B8:1724:MET:HE1	2.49	0.42
19:4:17:ARG:NH2	19:4:386:ASP:OD2	2.51	0.42
19:4:244:GLN:NE2	20:E:364:PHE:CE1	2.87	0.42
19:4:294:SER:C	19:4:296:GLY:N	2.77	0.42
20:E:347:PRO:C	20:E:349:THR:N	2.78	0.42
19:48:125:ILE:CD1	19:48:139:LEU:HD11	2.49	0.42
20:E8:6:VAL:CG1	20:E8:7:PRO:HD2	2.50	0.42
21:H8:288:THR:CB	23:J8:650:GLN:NE2	2.75	0.42
22:I8:199:PHE:HB3	23:J8:620:MET:CE	2.48	0.42
21:H24:284:LEU:C	23:J24:650:GLN:NE2	2.77	0.42
22:I16:321:LYS:HZ3	23:J16:711:GLU:HB2	1.83	0.42
24:D24:1325:ARG:C	24:D24:1326:ILE:HG13	2.45	0.42
24:D32:212:GLU:HB2	24:D32:230:LEU:HD11	2.01	0.42
1:R:1002:ASP:CG	1:R:1024:ARG:HH21	2.27	0.42
2:M:191:TRP:HH2	2:M:222:ILE:HD11	1.82	0.42
2:M:742:PHE:HZ	2:M:801:GLU:OE2	2.03	0.42

*Continued on next page...*

*Continued from previous page...*

Atom-1	Atom-2	Interatomic distance (Å)	Clash overlap (Å)
2:M8:731:ASN:CG	8:L16:504:GLN:HE22	2.27	0.42
2:M16:632:VAL:HG22	3:N16:222:LEU:HB3	2.01	0.42
3:N16:135:ARG:NE	3:N16:141:ASP:OD1	2.49	0.42
5:P:43:TRP:CH2	5:P:76:LEU:HD12	2.55	0.42
5:P:188:LEU:N	5:P:189:PRO:CD	2.83	0.42
5:P:288:ARG:HB2	5:P:289:PRO:HD2	2.02	0.42
7:Q:219:GLY:CA	7:Q:221:TRP:CD1	3.01	0.42
5:P8:43:TRP:CH2	5:P8:76:LEU:HD12	2.55	0.42
5:P8:206:SER:OG	5:P8:207:HIS:ND1	2.39	0.42
5:P8:566:PHE:CZ	5:P8:597:GLY:O	2.71	0.42
5:P16:262:ASP:OD1	5:P16:262:ASP:N	2.52	0.42
7:Q16:149:VAL:HG23	7:Q16:187:TRP:NE1	2.35	0.42
7:Q16:222:PHE:O	7:Q16:223:GLN:C	2.62	0.42
9:K8:1066:ASP:O	9:K8:1068:GLN:N	2.51	0.42
9:K16:788:LEU:HG	9:K16:856:ILE:HD11	2.01	0.42
11:A24:736:PRO:CB	24:D16:871:ARG:NH1	2.79	0.42
11:A24:763:HIS:CE1	11:A24:815:VAL:HG21	2.55	0.42
11:A24:785:HIS:CG	11:A24:793:ALA:HB2	2.54	0.42
10:C24:41:GLN:NE2	10:C24:165:ALA:HB1	2.34	0.42
10:C24:445:MET:HE1	10:C24:462:PHE:HZ	1.84	0.42
10:C24:515:ASP:O	10:C24:519:ILE:HG13	2.19	0.42
10:C24:750:TYR:OH	10:C24:819:GLN:OE1	2.32	0.42
10:C24:945:LEU:O	10:C24:993:HIS:HE1	2.03	0.42
10:C24:1107:GLN:O	10:C24:1110:SER:CB	2.67	0.42
10:C24:1163:LEU:HB3	10:C24:1166:SER:OG	2.19	0.42
10:C24:1346:PHE:CD1	10:C24:1697:LEU:HD22	2.55	0.42
10:C24:1385:LEU:HD11	10:C24:1419:PHE:HD1	1.84	0.42
11:A40:849:TRP:HB2	11:A40:854:TYR:CE2	2.55	0.42
12:A:609:ASN:OD1	12:A:610:VAL:N	2.53	0.42
12:A:763:HIS:ND1	12:A:815:VAL:HG21	2.33	0.42
13:V:902:MET:SD	14:W:781:LEU:HD12	2.59	0.42
14:W:518:GLU:CG	14:W:605:ASN:HD21	2.29	0.42
10:C:105:TRP:O	10:C:106:GLY:O	2.36	0.42
10:C:698:PHE:CZ	10:C:749:LEU:CD1	3.02	0.42
10:C:897:MET:HE1	10:C:961:GLY:HA2	2.02	0.42
10:C:1121:ILE:O	10:C:1133:ILE:HD12	2.19	0.42
10:C8:855:VAL:N	10:C8:856:PRO:HD2	2.35	0.42
10:C8:1307:ILE:HG12	10:C8:1320:GLN:HB3	2.00	0.42
10:C8:1317:ARG:HD3	10:C8:1387:LEU:HD21	2.01	0.42
10:C8:1623:ILE:HG22	10:C8:1623:ILE:O	2.18	0.42
18:B:154:LEU:HD22	18:B:224:GLU:CD	2.35	0.42

*Continued on next page...*

*Continued from previous page...*

Atom-1	Atom-2	Interatomic distance (Å)	Clash overlap (Å)
18:B:463:SER:OG	18:B:562:ARG:CZ	2.68	0.42
18:B:1042:GLU:N	18:B:1043:PRO:CD	2.82	0.42
18:B:1154:ILE:O	18:B:1158:VAL:HG23	2.20	0.42
18:B8:124:THR:C	18:B8:126:GLU:N	2.77	0.42
18:B8:349:PHE:CE1	18:B8:353:ILE:HD12	2.44	0.42
18:B8:399:SER:OG	18:B8:444:VAL:O	2.24	0.42
18:B8:789:LEU:CD1	18:B8:848:PHE:CE1	3.02	0.42
22:I:321:LYS:NZ	23:J32:711:GLU:HB2	2.35	0.42
22:I16:206:PHE:O	22:I16:209:TRP:HB2	2.19	0.42
24:D:7:ILE:HD12	24:D:878:SER:CB	2.49	0.42
24:D16:1170:VAL:HG22	24:D16:1232:VAL:HG22	2.01	0.42
10:C32:424:ASP:HA	10:C32:425:PRO:HD3	1.81	0.42
10:C32:750:TYR:OH	10:C32:819:GLN:OE1	2.32	0.42
2:M:417:ARG:NH1	8:L:298:PHE:C	2.73	0.42
2:M:420:CYS:HB3	8:L:391:TRP:HZ3	1.78	0.42
2:M:443:ARG:HG2	2:M:448:ASP:OD2	2.20	0.42
3:N:221:ASN:C	3:N:223:GLY:N	2.77	0.42
2:M8:443:ARG:HG2	2:M8:448:ASP:OD2	2.20	0.42
3:N8:278:ASP:OD1	3:N8:278:ASP:C	2.62	0.42
1:R16:1002:ASP:CG	1:R16:1024:ARG:HH21	2.27	0.42
1:R16:1132:TYR:OH	1:R16:1214:ILE:HD13	2.19	0.42
2:M16:166:THR:N	2:M16:169:THR:HG1	2.12	0.42
2:M16:185:ARG:HH11	2:M16:213:LEU:HD13	1.68	0.42
2:M16:351:ALA:O	2:M16:353:ILE:N	2.52	0.42
6:O:17:TRP:CE2	6:O:24:LEU:HD13	2.55	0.42
5:P8:566:PHE:HE1	5:P8:600:PHE:HD1	1.68	0.42
7:Q8:33:ARG:NH1	7:Q8:345:ASP:OD2	2.52	0.42
5:P16:566:PHE:HE1	5:P16:600:PHE:HD1	1.68	0.42
9:K8:1160:ARG:NH2	9:K8:1220:ASN:HD22	2.12	0.42
10:C16:515:ASP:O	10:C16:519:ILE:HG13	2.19	0.42
10:C16:547:VAL:HG21	10:C16:587:TYR:CD2	2.52	0.42
10:C16:1502:ARG:O	10:C16:1504:ASP:N	2.53	0.42
10:C16:1729:ASN:HB2	21:H:282:GLU:OE2	2.20	0.42
10:C24:144:ASP:CB	10:C24:147:LEU:HD12	2.44	0.42
10:C24:179:ASN:OD1	10:C24:213:ARG:NH1	2.52	0.42
10:C24:855:VAL:N	10:C24:856:PRO:HD2	2.35	0.42
11:A40:694:GLU:OE1	24:D24:1398:ARG:CA	2.56	0.42
12:A:362:ARG:NE	12:A:366:ARG:HH12	2.17	0.42
14:W:791:ASN:CB	15:J:706:ILE:HD13	2.50	0.42
10:C:102:ASN:HA	10:C:107:LEU:HG	2.00	0.42
10:C:573:GLU:OE1	10:C:617:TYR:OH	2.32	0.42

*Continued on next page...*

*Continued from previous page...*

Atom-1	Atom-2	Interatomic distance (Å)	Clash overlap (Å)
10:C:707:ILE:HD11	10:C:740:LEU:HD11	2.02	0.42
10:C:855:VAL:N	10:C:856:PRO:CD	2.82	0.42
10:C:1282:CYS:SG	10:C:1347:LEU:HD13	2.60	0.42
10:C8:41:GLN:NE2	10:C8:165:ALA:HB1	2.34	0.42
10:C8:515:ASP:O	10:C8:519:ILE:HG13	2.19	0.42
10:C8:698:PHE:CZ	10:C8:749:LEU:CD1	3.02	0.42
10:C8:1502:ARG:O	10:C8:1504:ASP:N	2.53	0.42
11:A16:629:LEU:HD22	11:A16:675:LEU:HD12	2.01	0.42
18:B:503:SER:N	18:B:504:PRO:HD2	2.33	0.42
18:B:609:TYR:HD2	18:B:610:VAL:N	2.18	0.42
18:B:1072:LEU:CD2	18:B:1076:GLU:OE2	2.56	0.42
18:B8:1158:VAL:HG13	18:B8:1338:GLN:O	2.19	0.42
18:B8:1424:LEU:HB3	18:B8:1486:ASP:HB3	2.02	0.42
18:B8:1601:VAL:O	18:B8:1601:VAL:HG12	2.19	0.42
20:E:201:LEU:C	20:E:203:TRP:N	2.77	0.42
20:E8:346:GLN:HA	20:E8:347:PRO:HD3	1.88	0.42
23:J8:733:ALA:HA	23:J8:734:PRO:HD3	1.47	0.42
22:I24:321:LYS:NZ	23:J24:711:GLU:HB2	2.35	0.42
22:I16:321:LYS:NZ	23:J16:711:GLU:HB2	2.35	0.42
24:D8:212:GLU:HB2	24:D8:230:LEU:HD11	2.01	0.42
24:D16:1325:ARG:C	24:D16:1326:ILE:HG13	2.44	0.42
24:D24:212:GLU:HB2	24:D24:230:LEU:HD11	2.01	0.42
10:C32:615:GLU:CA	10:C32:619:LEU:HD12	2.49	0.42
10:C32:1062:GLU:HA	10:C32:1063:PRO:HD3	1.67	0.42
10:C32:1283:LEU:CD1	10:C32:1357:LEU:HD13	2.49	0.42
10:C32:1307:ILE:HG12	10:C32:1320:GLN:HB3	2.00	0.42
10:C32:1317:ARG:HD3	10:C32:1387:LEU:HD21	2.01	0.42
10:C32:1626:GLN:HE21	10:C32:1692:LYS:CE	2.31	0.42
12:A48:362:ARG:NE	12:A48:366:ARG:HH12	2.17	0.42
2:M:157:GLY:HA3	3:N:7:GLU:CD	2.44	0.42
1:R8:1449:TRP:HH2	2:M8:161:ASP:N	2.17	0.42
2:M8:401:ARG:HH22	8:L8:381:GLU:CB	2.28	0.42
2:M8:742:PHE:HZ	2:M8:801:GLU:OE2	2.03	0.42
2:M8:816:ARG:HH22	2:M8:849:LEU:HB3	1.83	0.42
3:N8:97:HIS:HD2	3:N8:99:PHE:CZ	2.36	0.42
2:M16:415:ASP:OD2	2:M16:456:ARG:NH2	2.43	0.42
5:P:152:ILE:CG2	14:W:762:GLN:CD	2.89	0.42
7:Q:172:LYS:HD3	7:Q:175:ASP:HB2	2.02	0.42
5:P8:611:LEU:HG	5:P8:629:ARG:CG	2.46	0.42
5:P8:634:MET:HE3	5:P8:674:LYS:HG3	2.01	0.42
5:P16:214:LEU:HD21	5:P16:236:VAL:HG12	2.01	0.42

*Continued on next page...*

*Continued from previous page...*

Atom-1	Atom-2	Interatomic distance (Å)	Clash overlap (Å)
5:P16:634:MET:HE3	5:P16:674:LYS:HG3	2.01	0.42
8:L:1089:MET:CG	9:K:1000:SER:CB	2.95	0.42
9:K8:1074:ARG:HH11	9:K8:1126:LEU:CD2	2.30	0.42
10:C16:1107:GLN:O	10:C16:1110:SER:CB	2.67	0.42
10:C16:1127:THR:O	10:C16:1128:SER:C	2.62	0.42
10:C16:1724:VAL:CG2	10:C16:1736:ILE:HD12	2.47	0.42
11:A24:362:ARG:NE	11:A24:366:ARG:HH12	2.17	0.42
11:A24:642:GLY:O	11:A24:685:ARG:HD2	2.19	0.42
10:C24:345:MET:HE1	10:C24:401:ILE:HD13	1.41	0.42
10:C24:1157:LEU:HD22	10:C24:1176:VAL:HG11	2.01	0.42
10:C24:1317:ARG:HD3	10:C24:1387:LEU:HD21	2.01	0.42
11:A40:642:GLY:O	11:A40:685:ARG:HD2	2.19	0.42
12:A:348:GLN:HB3	12:A:364:ILE:HD13	2.02	0.42
14:W:130:VAL:CG2	14:W:151:ILE:HD11	2.42	0.42
14:W:645:HIS:CE1	15:J:572:ASP:OD2	2.72	0.42
14:W:701:LEU:HD13	15:J:624:ALA:CB	2.48	0.42
10:C:41:GLN:NE2	10:C:165:ALA:HB1	2.34	0.42
10:C:57:VAL:HG22	10:C:62:ILE:HD11	2.01	0.42
10:C:398:SER:HA	10:C:458:VAL:HG11	2.01	0.42
10:C:510:TRP:HB2	10:C:511:PRO:HD3	2.01	0.42
10:C:515:ASP:O	10:C:519:ILE:HG13	2.19	0.42
10:C:855:VAL:N	10:C:856:PRO:HD2	2.35	0.42
10:C:1281:THR:O	10:C:1284:ASP:HB2	2.20	0.42
10:C:1812:GLU:CG	10:C:1819:LEU:HD12	2.50	0.42
10:C8:1297:HIS:CE1	10:C8:1372:ALA:HB1	2.54	0.42
11:A16:823:VAL:O	11:A16:830:ILE:HD13	2.20	0.42
11:A32:281:ARG:NH1	11:A32:381:TRP:CZ2	2.88	0.42
11:A32:849:TRP:HB2	11:A32:854:TYR:CE2	2.55	0.42
18:B:7:VAL:HG21	18:B:99:ILE:CD1	2.48	0.42
18:B:377:SER:C	18:B:379:LEU:N	2.78	0.42
18:B:671:MET:HE1	18:B:732:ASP:O	2.20	0.42
18:B:690:TRP:HE3	18:B:739:VAL:CG2	1.94	0.42
18:B:1248:LYS:HA	18:B:1252:ARG:O	2.19	0.42
18:B8:154:LEU:HD22	18:B8:224:GLU:OE1	2.19	0.42
18:B8:463:SER:OG	18:B8:562:ARG:CZ	2.68	0.42
18:B8:678:PRO:C	18:B8:680:SER:H	2.27	0.42
18:B8:1270:SER:HB2	18:B8:1273:GLU:HB2	2.01	0.42
20:E8:166:PRO:HA	20:E8:167:PRO:HD3	1.94	0.42
20:E8:331:GLY:HA2	20:E8:357:PHE:CE2	2.55	0.42
22:I:206:PHE:O	22:I:209:TRP:HB2	2.20	0.42
21:H16:267:LYS:HZ2	23:J16:631:GLU:HB3	1.85	0.42

*Continued on next page...*

*Continued from previous page...*

Atom-1	Atom-2	Interatomic distance (Å)	Clash overlap (Å)
22:I16:97:THR:HG22	22:I16:107:THR:CG2	2.48	0.42
22:I16:368:VAL:HG22	23:J16:591:LYS:NZ	2.35	0.42
24:D40:1170:VAL:HG22	24:D40:1232:VAL:HG22	2.01	0.42
10:C32:1107:GLN:O	10:C32:1110:SER:CB	2.67	0.42
12:A48:628:LEU:HG	12:A48:637:LEU:HD12	2.00	0.42
1:R:1166:ASN:ND2	5:P:672:LEU:CD2	2.63	0.42
1:R:1180:PRO:HB3	1:R:1211:LYS:HB3	2.02	0.42
1:R:1335:ILE:HD11	10:C:1170:VAL:CG1	2.50	0.42
2:M:250:LEU:CD1	2:M:286:SER:HB3	2.40	0.42
2:M:414:GLY:HA2	8:L:401:LYS:NZ	2.35	0.42
3:N:116:ILE:HG21	3:N:177:TYR:CE1	2.51	0.42
2:M8:351:ALA:O	2:M8:353:ILE:N	2.51	0.42
2:M16:191:TRP:HH2	2:M16:222:ILE:HD11	1.82	0.42
2:M16:742:PHE:HZ	2:M16:801:GLU:OE2	2.03	0.42
5:P:233:TYR:CZ	5:P:237:MET:CE	3.03	0.42
7:Q:33:ARG:NH1	7:Q:345:ASP:OD2	2.52	0.42
7:Q:254:ALA:CB	7:Q:302:ILE:CD1	2.97	0.42
5:P8:143:ASN:C	5:P8:145:ILE:H	2.27	0.42
5:P8:465:TYR:CE1	5:P8:482:TYR:CZ	3.07	0.42
5:P16:106:ARG:NH1	5:P16:458:GLU:OE1	2.52	0.42
7:Q16:254:ALA:CB	7:Q16:302:ILE:CD1	2.97	0.42
9:K:745:ARG:CG	9:K:752:MET:HA	2.48	0.42
9:K:1110:GLN:HA	9:K:1132:LEU:HD21	2.02	0.42
9:K8:691:LEU:CD1	9:K8:820:TYR:HA	2.49	0.42
9:K8:971:LEU:O	9:K8:975:MET:HG3	2.20	0.42
9:K8:1153:ALA:CA	9:K8:1220:ASN:ND2	2.83	0.42
10:C16:31:HIS:CE1	10:C16:35:ASN:HD21	2.38	0.42
10:C16:698:PHE:CZ	10:C16:749:LEU:CD1	3.02	0.42
10:C16:879:LEU:CD2	10:C16:944:MET:HG3	2.49	0.42
10:C16:1385:LEU:HD11	10:C16:1419:PHE:HD1	1.84	0.42
10:C16:1547:LYS:HD3	24:D8:1406:SER:CB	2.50	0.42
10:C16:1626:GLN:NE2	10:C16:1692:LYS:HZ3	2.06	0.42
11:A24:281:ARG:NH1	11:A24:381:TRP:CZ2	2.88	0.42
11:A24:348:GLN:HB3	11:A24:364:ILE:HD13	2.02	0.42
11:A24:629:LEU:C	11:A24:678:LYS:HZ2	2.12	0.42
10:C24:265:PHE:O	10:C24:269:ILE:HG13	2.20	0.42
10:C24:971:ASP:HA	10:C24:972:PRO:HD3	1.89	0.42
10:C24:1691:GLU:OE2	23:J24:735:LYS:HG2	2.20	0.42
11:A40:281:ARG:NH1	11:A40:381:TRP:CZ2	2.88	0.42
11:A40:348:GLN:HB3	11:A40:364:ILE:HD13	2.02	0.42
11:A40:609:ASN:OD1	11:A40:610:VAL:N	2.53	0.42

*Continued on next page...*



*Continued from previous page...*

Atom-1	Atom-2	Interatomic distance (Å)	Clash overlap (Å)
12:A:763:HIS:CE1	12:A:815:VAL:HG21	2.55	0.42
13:V:811:MET:HE2	13:V:811:MET:HB3	1.76	0.42
10:C:182:ASP:OD1	10:C:182:ASP:N	2.52	0.42
10:C:768:ARG:HD3	10:C:778:GLU:HB2	2.01	0.42
10:C:1280:VAL:HA	10:C:1731:HIS:HE1	1.85	0.42
10:C8:898:GLN:CD	10:C8:1138:GLU:OE2	2.47	0.42
10:C8:1162:PRO:C	10:C8:1164:VAL:H	2.28	0.42
10:C8:1271:PHE:CE2	10:C8:1284:ASP:CA	2.99	0.42
10:C8:1281:THR:O	10:C8:1284:ASP:HB2	2.20	0.42
10:C8:1344:VAL:HG12	10:C8:1348:LEU:HD12	2.02	0.42
11:A16:281:ARG:NH1	11:A16:381:TRP:CZ2	2.88	0.42
11:A16:763:HIS:CE1	11:A16:815:VAL:HG21	2.55	0.42
11:A16:849:TRP:HB2	11:A16:854:TYR:CE2	2.55	0.42
18:B:34:GLN:N	18:B:35:PRO:HD2	2.34	0.42
18:B:809:THR:HG23	18:B:871:ILE:HD12	2.02	0.42
18:B8:671:MET:HE1	18:B8:732:ASP:O	2.20	0.42
18:B8:729:LEU:CB	18:B8:1196:MET:HE3	2.44	0.42
18:B8:1042:GLU:N	18:B8:1043:PRO:CD	2.82	0.42
19:4:269:PHE:HB3	19:4:281:TRP:HB2	2.00	0.42
20:E:429:PRO:CG	24:D:69:VAL:CG2	2.92	0.42
19:48:38:LEU:HD11	19:48:438:PRO:HB3	2.02	0.42
19:48:403:GLY:HA3	19:48:429:TRP:CE2	2.54	0.42
20:E8:343:THR:HA	20:E8:344:PRO:HD3	1.60	0.42
21:H:267:LYS:HZ2	23:J32:631:GLU:HB3	1.84	0.42
22:I8:206:PHE:O	22:I8:209:TRP:HB2	2.19	0.42
22:I16:203:GLN:CD	22:I16:209:TRP:HZ2	2.19	0.42
10:C32:47:PRO:HG2	10:C32:93:ASP:OD2	2.19	0.42
10:C32:987:TYR:O	10:C32:988:GLN:C	2.62	0.42
10:C32:1280:VAL:HA	10:C32:1731:HIS:HE1	1.85	0.42
10:C32:1281:THR:O	10:C32:1284:ASP:HB2	2.20	0.42
12:A48:609:ASN:OD1	12:A48:610:VAL:N	2.52	0.42
12:A48:696:ILE:HD11	12:A48:728:ILE:HD12	1.92	0.42
12:A48:823:VAL:O	12:A48:830:ILE:HD13	2.20	0.42
2:M8:627:TYR:HD2	3:N8:167:LEU:CA	2.22	0.42
1:R16:1444:VAL:HG11	1:R16:1475:LEU:HD11	2.01	0.42
2:M16:416:VAL:HG13	8:L16:394:ALA:O	2.19	0.42
5:P:16:PHE:HE1	6:O:311:LEU:HD21	1.82	0.42
5:P:645:LEU:N	5:P:646:PRO:CD	2.82	0.42
5:P8:188:LEU:N	5:P8:189:PRO:CD	2.83	0.42
7:Q8:236:HIS:NE2	7:Q8:303:LEU:CD1	2.83	0.42
5:P16:105:ARG:CZ	5:P16:133:TYR:HD1	2.19	0.42

*Continued on next page...*



*Continued from previous page...*

Atom-1	Atom-2	Interatomic distance (Å)	Clash overlap (Å)
5:P16:645:LEU:N	5:P16:646:PRO:CD	2.82	0.42
9:K:691:LEU:CD1	9:K:820:TYR:HA	2.49	0.42
9:K16:1056:VAL:HG12	9:K16:1057:GLU:HG3	2.01	0.42
10:C16:1163:LEU:HB3	10:C16:1166:SER:OG	2.19	0.42
10:C16:1282:CYS:SG	10:C16:1347:LEU:HD13	2.60	0.42
10:C16:1477:GLN:CG	24:D8:1407:PHE:CD1	3.03	0.42
11:A24:401:GLU:HG3	11:A24:405:ARG:HE	1.85	0.42
11:A24:849:TRP:HB2	11:A24:854:TYR:CE2	2.55	0.42
10:C24:323:HIS:HE1	10:C24:327:ILE:HD11	1.68	0.42
10:C24:768:ARG:HD3	10:C24:778:GLU:HB2	2.01	0.42
10:C24:1219:ILE:CD1	10:C24:1229:LEU:HD21	2.50	0.42
10:C24:1263:LYS:HD3	10:C24:1263:LYS:HA	1.88	0.42
10:C24:1282:CYS:SG	10:C24:1347:LEU:HD13	2.60	0.42
10:C24:1449:GLU:OE1	24:D24:1151:SER:HA	2.20	0.42
10:C24:1502:ARG:O	10:C24:1504:ASP:N	2.53	0.42
10:C24:1682:VAL:HG22	10:C24:1758:LEU:HD23	1.89	0.42
12:A:281:ARG:NH1	12:A:381:TRP:CZ2	2.88	0.42
13:V:878:ALA:C	13:V:880:ARG:N	2.78	0.42
10:C:47:PRO:HG2	10:C:93:ASP:OD2	2.19	0.42
10:C:1219:ILE:CD1	10:C:1229:LEU:HD21	2.50	0.42
10:C:1346:PHE:CD1	10:C:1697:LEU:HD22	2.55	0.42
10:C:1385:LEU:HD11	10:C:1419:PHE:HD1	1.84	0.42
10:C8:168:ARG:HH22	10:C8:227:ASP:C	2.23	0.42
10:C8:265:PHE:O	10:C8:269:ILE:HG13	2.20	0.42
10:C8:390:HIS:CE1	10:C8:459:LEU:HD12	2.54	0.42
10:C8:768:ARG:HD3	10:C8:778:GLU:HB2	2.01	0.42
10:C8:837:ARG:CZ	10:C8:890:ASP:CB	2.92	0.42
10:C8:897:MET:HE1	10:C8:961:GLY:HA2	2.02	0.42
10:C8:1346:PHE:CD1	10:C8:1697:LEU:HD22	2.55	0.42
10:C8:1560:GLN:OE1	10:C8:1601:TYR:HD1	1.96	0.42
11:A32:629:LEU:HD22	11:A32:675:LEU:HD12	2.01	0.42
18:B:678:PRO:C	18:B:680:SER:H	2.27	0.42
18:B:842:ASN:C	18:B:899:LYS:HZ2	2.22	0.42
18:B:1270:SER:HB2	18:B:1273:GLU:HB2	2.01	0.42
18:B8:90:ILE:HD11	18:B8:131:ILE:HD13	2.02	0.42
18:B8:409:LEU:O	18:B8:462:ARG:NH2	2.53	0.42
20:E:6:VAL:O	20:E:9:THR:OG1	2.30	0.42
20:E8:408:LEU:HD12	20:E8:507:LEU:HD23	2.01	0.42
20:E8:418:THR:C	20:E8:420:LEU:N	2.73	0.42
22:I:307:VAL:O	22:I:311:VAL:HG23	2.19	0.42
21:H24:139:ASP:HA	21:H24:140:PRO:HD3	1.96	0.42

*Continued on next page...*

*Continued from previous page...*

Atom-1	Atom-2	Interatomic distance (Å)	Clash overlap (Å)
22:I24:97:THR:HG22	22:I24:107:THR:CG2	2.48	0.42
21:H16:255:LEU:CD1	23:J16:655:GLU:CD	2.85	0.42
21:H16:261:ILE:HD12	22:I16:195:ALA:HB1	2.02	0.42
24:D8:94:ALA:HB1	24:D8:543:MET:HE1	2.00	0.42
24:D8:853:MET:CB	24:D8:885:TYR:CD2	3.03	0.42
24:D16:212:GLU:HB2	24:D16:230:LEU:HD11	2.01	0.42
24:D24:472:ILE:HD11	24:D24:539:THR:CG2	2.48	0.42
24:D24:1284:ILE:HD11	24:D24:1319:ALA:HA	2.01	0.42
10:C32:265:PHE:O	10:C32:269:ILE:HG13	2.20	0.42
10:C32:667:ILE:CA	10:C32:670:GLU:H	2.32	0.42
10:C32:945:LEU:O	10:C32:993:HIS:HE1	2.03	0.42
10:C32:1121:ILE:O	10:C32:1133:ILE:HD12	2.19	0.42
12:A48:232:ASP:O	12:A48:236:THR:HG23	2.20	0.42
1:R:983:ARG:HD3	24:D:1364:PRO:O	2.19	0.42
1:R:1431:ARG:O	2:M:177:VAL:HG11	2.19	0.42
2:M:625:HIS:NE2	3:N:225:PRO:HB3	2.34	0.42
2:M:783:TRP:HB3	2:M:787:LEU:HG	2.02	0.42
2:M8:157:GLY:HA3	3:N8:7:GLU:CD	2.44	0.42
2:M8:294:GLN:O	2:M8:300:LEU:HD11	2.20	0.42
3:N8:301:GLU:HA	3:N8:302:PRO:HD3	1.91	0.42
1:R16:1431:ARG:O	2:M16:177:VAL:HG11	2.20	0.42
3:N16:200:MET:CE	3:N16:203:PHE:CD2	2.96	0.42
6:O:120:LYS:HG3	10:C:1163:LEU:CD1	2.49	0.42
7:Q:149:VAL:HG23	7:Q:187:TRP:NE1	2.35	0.42
5:P16:188:LEU:N	5:P16:189:PRO:CD	2.83	0.42
9:K:585:GLU:CA	9:K:622:VAL:HG13	2.49	0.42
9:K:786:GLN:HE22	9:K:794:ARG:HH11	1.66	0.42
9:K:1153:ALA:CA	9:K:1220:ASN:ND2	2.83	0.42
10:C16:57:VAL:HG22	10:C16:62:ILE:HD11	2.01	0.42
10:C16:987:TYR:O	10:C16:988:GLN:C	2.62	0.42
10:C16:1219:ILE:CD1	10:C16:1229:LEU:HD21	2.50	0.42
11:A24:157:LEU:HD22	11:A24:523:LYS:HZ3	1.84	0.42
11:A24:609:ASN:OD1	11:A24:610:VAL:N	2.53	0.42
11:A24:694:GLU:OE2	24:D8:1397:THR:CA	2.67	0.42
11:A24:794:THR:C	11:A24:796:ASP:N	2.77	0.42
10:C24:57:VAL:HG22	10:C24:62:ILE:HD11	2.01	0.42
10:C24:750:TYR:OH	10:C24:813:LEU:HD23	2.19	0.42
10:C24:919:ASP:H	10:C24:927:THR:HG23	1.84	0.42
10:C24:1280:VAL:HA	10:C24:1731:HIS:HE1	1.85	0.42
10:C24:1507:LEU:C	10:C24:1509:SER:N	2.67	0.42
10:C24:1547:LYS:CE	24:D24:1405:GLY:CA	2.98	0.42

*Continued on next page...*

*Continued from previous page...*

Atom-1	Atom-2	Interatomic distance (Å)	Clash overlap (Å)
10:C24:1708:ARG:CA	10:C24:1730:ILE:HD11	2.48	0.42
10:C24:1725:THR:C	10:C24:1727:SER:N	2.77	0.42
11:A40:11:THR:HG21	22:I16:162:GLN:CD	2.41	0.42
11:A40:737:GLU:CG	24:D32:802:PHE:CE2	3.03	0.42
14:W:425:THR:C	14:W:427:ASN:H	2.28	0.42
14:W:717:LYS:HZ2	15:J:643:THR:HG23	1.85	0.42
10:C:615:GLU:C	10:C:619:LEU:HD12	2.45	0.42
10:C:1309:ARG:NE	10:C:1311:GLU:O	2.53	0.42
10:C8:1059:ALA:O	10:C8:1061:ASN:N	2.52	0.42
10:C8:1107:GLN:O	10:C8:1110:SER:CB	2.67	0.42
10:C8:1282:CYS:SG	10:C8:1347:LEU:HD13	2.60	0.42
10:C8:1586:VAL:HG21	10:C8:1635:LEU:HD11	2.02	0.42
11:A32:676:TYR:CD2	24:D32:1396:PRO:HD2	2.45	0.42
11:A32:698:LYS:CD	11:A32:804:TYR:CE1	3.02	0.42
18:B:90:ILE:HD11	18:B:131:ILE:HD13	2.02	0.42
18:B:477:SER:HA	18:B:588:PHE:O	2.19	0.42
18:B:968:PHE:HB3	18:B:1040:MET:HE2	2.00	0.42
18:B8:609:TYR:HD2	18:B8:610:VAL:N	2.18	0.42
18:B8:628:VAL:HA	18:B8:631:LEU:CD1	2.50	0.42
18:B8:690:TRP:CZ3	18:B8:787:VAL:HG13	2.54	0.42
18:B8:980:LYS:O	18:B8:981:GLN:C	2.63	0.42
18:B8:1209:LEU:HD23	18:B8:1238:PHE:HE1	1.84	0.42
19:48:65:LYS:C	19:48:66:ALA:O	2.61	0.42
20:E8:339:LYS:C	20:E8:340:GLY:O	2.63	0.42
20:E8:434:TRP:NE1	24:D40:72:GLU:HB2	2.07	0.42
24:D:1325:ARG:C	24:D:1326:ILE:HG13	2.44	0.42
10:C32:515:ASP:O	10:C32:519:ILE:HG13	2.19	0.42
10:C32:747:LYS:HB3	10:C32:748:ALA:H	1.68	0.42
10:C32:897:MET:HE1	10:C32:961:GLY:HA2	2.02	0.42
10:C32:1163:LEU:HB3	10:C32:1166:SER:OG	2.19	0.42
10:C32:1309:ARG:NE	10:C32:1311:GLU:O	2.53	0.42
10:C32:1619:PRO:HB2	10:C32:1621:LYS:HG3	2.00	0.42
10:C32:1662:ASP:HB3	10:C32:1663:SER:H	1.61	0.42
1:R:768:LEU:HD21	24:D:1362:VAL:HG13	2.01	0.41
2:M:174:ARG:O	3:N:212:TRP:HH2	2.03	0.41
2:M:198:PHE:CE1	2:M:219:LYS:HG3	2.55	0.41
1:R8:1242:SER:HG	1:R8:1244:LEU:HD12	1.84	0.41
2:M8:540:TYR:HB3	2:M8:558:MET:SD	2.60	0.41
2:M16:691:TRP:CE2	2:M16:725:ARG:HG3	2.55	0.41
7:Q:236:HIS:NE2	7:Q:303:LEU:CD1	2.83	0.41
5:P8:233:TYR:CZ	5:P8:237:MET:CE	3.03	0.41

*Continued on next page...*

*Continued from previous page...*

Atom-1	Atom-2	Interatomic distance (Å)	Clash overlap (Å)
5:P8:402:LEU:CD1	5:P8:433:LEU:HD13	2.50	0.41
6:O8:286:MET:HB3	6:O8:295:LEU:HD11	2.01	0.41
6:O16:17:TRP:CE2	6:O16:24:LEU:HD13	2.55	0.41
9:K8:743:ARG:NH1	9:K8:772:TYR:CD1	2.75	0.41
9:K8:840:TRP:CZ3	9:K8:907:ILE:HG13	2.54	0.41
9:K16:774:LEU:HD22	9:K16:842:ILE:HD11	2.02	0.41
10:C16:1333:HIS:ND1	10:C16:1337:LEU:HB2	2.35	0.41
10:C16:1725:THR:C	10:C16:1727:SER:N	2.77	0.41
10:C24:31:HIS:CE1	10:C24:35:ASN:HD21	2.38	0.41
10:C24:300:VAL:HG12	10:C24:317:ARG:HG2	1.99	0.41
10:C24:368:VAL:O	10:C24:371:THR:OG1	2.36	0.41
12:A:823:VAL:O	12:A:830:ILE:HD13	2.20	0.41
13:V:772:GLY:HA3	14:W:660:LEU:HD21	2.01	0.41
14:W:698:LEU:HD11	15:J:621:GLU:HG3	2.01	0.41
10:C:1109:VAL:C	10:C:1111:SER:H	2.27	0.41
10:C:1163:LEU:C	10:C:1166:SER:H	2.28	0.41
10:C:1599:ASP:OD2	10:C:1604:VAL:CB	2.66	0.41
10:C8:919:ASP:H	10:C8:927:THR:HG23	1.84	0.41
10:C8:1530:PHE:CE1	16:A8:132:MET:CE	2.92	0.41
11:A16:98:ALA:O	18:B:1103:LYS:CE	2.68	0.41
11:A16:232:ASP:O	11:A16:236:THR:HG23	2.20	0.41
11:A16:676:TYR:CE2	24:D16:1395:SER:C	2.93	0.41
11:A32:10:TRP:HH2	21:H24:338:MET:HE3	1.85	0.41
11:A32:763:HIS:CE1	11:A32:815:VAL:HG21	2.55	0.41
18:B:1424:LEU:HB3	18:B:1486:ASP:HB3	2.02	0.41
18:B:1456:ASN:OD1	18:B:1510:TYR:CD1	2.73	0.41
18:B8:132:LEU:HD13	18:B8:199:LEU:CD1	2.45	0.41
18:B8:1248:LYS:HA	18:B8:1252:ARG:O	2.19	0.41
18:B8:1731:PHE:CZ	18:B8:1749:LEU:HD13	2.55	0.41
20:E:84:GLY:HA3	20:E:94:PHE:CZ	2.55	0.41
20:E:148:VAL:O	20:E:152:THR:HG23	2.20	0.41
20:E:204:SER:O	20:E:205:GLY:C	2.58	0.41
20:E:341:TYR:C	20:E:342:GLN:O	2.62	0.41
19:48:340:PRO:CD	24:D8:140:ALA:CB	2.92	0.41
20:E8:204:SER:O	20:E8:205:GLY:C	2.58	0.41
21:H:141:THR:O	21:H:143:PRO:HD3	2.20	0.41
23:J32:679:GLU:C	23:J32:681:GLU:H	2.27	0.41
21:H24:141:THR:O	21:H24:143:PRO:HD3	2.20	0.41
23:J24:679:GLU:C	23:J24:681:GLU:H	2.27	0.41
22:I16:307:VAL:O	22:I16:311:VAL:HG23	2.19	0.41
24:D:1102:VAL:HA	24:D:1153:GLN:HG2	2.02	0.41

*Continued on next page...*

*Continued from previous page...*

Atom-1	Atom-2	Interatomic distance (Å)	Clash overlap (Å)
10:C32:761:VAL:HG21	10:C32:826:TYR:CA	2.42	0.41
10:C32:798:VAL:HG11	10:C32:802:TRP:CE2	2.50	0.41
1:R:1229:GLU:HG3	1:R:1239:TRP:O	2.20	0.41
2:M:294:GLN:O	2:M:300:LEU:HD11	2.20	0.41
2:M:691:TRP:CE2	2:M:725:ARG:HG3	2.55	0.41
1:R8:1002:ASP:CG	1:R8:1024:ARG:HH21	2.27	0.41
1:R8:1265:PHE:CE2	5:P8:684:ARG:CD	2.85	0.41
2:M8:198:PHE:CE1	2:M8:219:LYS:HG3	2.55	0.41
1:R16:1180:PRO:HB3	1:R16:1211:LYS:HB3	2.02	0.41
2:M16:294:GLN:O	2:M16:300:LEU:HD11	2.20	0.41
5:P:55:ARG:HH22	5:P:62:ASP:HB2	1.85	0.41
6:O8:82:LEU:HD23	6:O8:103:MET:HE1	1.87	0.41
7:Q8:149:VAL:HG23	7:Q8:187:TRP:NE1	2.35	0.41
5:P16:43:TRP:CH2	5:P16:76:LEU:HD12	2.55	0.41
6:O16:294:THR:OG1	6:O16:308:GLN:NE2	2.31	0.41
7:Q16:32:ASN:HB3	7:Q16:34:PHE:CZ	2.55	0.41
9:K:697:LEU:HA	9:K:764:VAL:HG11	2.02	0.41
9:K:1171:TRP:CZ3	9:K:1206:LEU:HD23	2.56	0.41
9:K8:751:LEU:CD2	9:K8:754:ARG:CD	2.97	0.41
9:K8:1150:GLU:OE1	9:K8:1212:ARG:CZ	2.68	0.41
9:K8:1171:TRP:CZ3	9:K8:1206:LEU:HD23	2.55	0.41
10:C16:179:ASN:OD1	10:C16:213:ARG:NH1	2.52	0.41
10:C16:271:PHE:HZ	10:C16:296:PHE:CZ	2.38	0.41
10:C16:452:LEU:HG	10:C16:453:LEU:HG	2.01	0.41
10:C16:855:VAL:N	10:C16:856:PRO:HD2	2.35	0.41
10:C16:1764:ASN:OD1	10:C16:1825:LEU:HD11	2.20	0.41
11:A24:557:LEU:CD2	11:A24:561:ASP:CB	2.90	0.41
10:C24:817:HIS:HB3	10:C24:857:MET:SD	2.60	0.41
10:C24:1281:THR:O	10:C24:1284:ASP:HB2	2.20	0.41
10:C24:1333:HIS:ND1	10:C24:1337:LEU:HB2	2.35	0.41
10:C24:1344:VAL:HG12	10:C24:1348:LEU:HD12	2.02	0.41
10:C24:1624:LEU:HD22	10:C24:1632:LEU:CD1	2.50	0.41
11:A40:401:GLU:HG3	11:A40:405:ARG:HE	1.85	0.41
13:V:797:LEU:HD11	14:W:685:ILE:HG13	2.02	0.41
14:W:718:SER:HB3	10:C8:1568:ARG:NH1	2.35	0.41
10:C:31:HIS:CE1	10:C:35:ASN:HD21	2.38	0.41
10:C:470:HIS:HD2	10:C:508:ILE:CD1	2.30	0.41
10:C:1014:SER:O	10:C:1018:GLN:HG3	2.21	0.41
10:C:1107:GLN:O	10:C:1110:SER:CB	2.67	0.41
10:C:1162:PRO:C	10:C:1164:VAL:H	2.28	0.41
10:C:1328:PHE:CZ	10:C:1377:ILE:CD1	2.91	0.41

*Continued on next page...*

*Continued from previous page...*

Atom-1	Atom-2	Interatomic distance (Å)	Clash overlap (Å)
10:C:1586:VAL:HG21	10:C:1635:LEU:HD11	2.03	0.41
10:C8:792:PHE:O	10:C8:850:ARG:NH2	2.54	0.41
10:C8:1333:HIS:ND1	10:C8:1337:LEU:HB2	2.35	0.41
11:A16:374:PHE:CE2	11:A16:426:ILE:HD11	2.54	0.41
11:A16:381:TRP:NE1	11:A16:386:GLY:HA2	2.35	0.41
11:A16:642:GLY:O	11:A16:685:ARG:HD2	2.19	0.41
11:A32:609:ASN:OD1	11:A32:610:VAL:N	2.53	0.41
11:A32:798:PHE:HZ	11:A32:847:ARG:NH1	2.02	0.41
18:B:500:THR:O	18:B:503:SER:OG	2.26	0.41
18:B:789:LEU:CD1	18:B:848:PHE:CE1	3.02	0.41
18:B8:671:MET:HE3	18:B8:733:VAL:HA	2.00	0.41
18:B8:809:THR:CG2	18:B8:871:ILE:CD1	2.98	0.41
18:B8:1098:MET:CE	18:B8:1142:PHE:HB2	2.50	0.41
18:B8:1154:ILE:O	18:B8:1158:VAL:HG23	2.20	0.41
18:B8:1553:SER:OG	18:B8:1556:SER:HB3	2.20	0.41
18:B8:1601:VAL:O	18:B8:1603:ASP:N	2.54	0.41
20:E:123:CYS:HG	20:E:135:ILE:HD13	1.73	0.41
20:E:261:PRO:HG2	20:E:301:ALA:CB	2.50	0.41
20:E8:353:ILE:CG2	20:E8:413:PHE:CD2	2.87	0.41
21:H:261:ILE:HD12	22:I:195:ALA:HB1	2.02	0.41
22:I:321:LYS:HZ3	23:J32:711:GLU:HB2	1.85	0.41
24:D:207:ASP:HA	24:D:252:VAL:HG11	2.03	0.41
24:D:973:LEU:HD21	24:D:977:LYS:HE3	2.01	0.41
24:D16:207:ASP:HA	24:D16:252:VAL:HG11	2.03	0.41
10:C32:707:ILE:HD11	10:C32:740:LEU:HD11	2.02	0.41
10:C32:1282:CYS:SG	10:C32:1347:LEU:HD13	2.60	0.41
10:C32:1346:PHE:CD1	10:C32:1697:LEU:HD22	2.55	0.41
10:C32:1708:ARG:HB2	10:C32:1730:ILE:CD1	2.50	0.41
10:C32:1725:THR:C	10:C32:1727:SER:N	2.77	0.41
12:A48:281:ARG:NH1	12:A48:381:TRP:CZ2	2.88	0.41
12:A48:348:GLN:HB3	12:A48:364:ILE:HD13	2.02	0.41
2:M:665:HIS:O	2:M:684:GLN:NE2	2.53	0.41
1:R8:1229:GLU:HG3	1:R8:1239:TRP:O	2.20	0.41
2:M8:641:CYS:HA	2:M8:644:TRP:HE1	1.82	0.41
1:R16:1229:GLU:HG3	1:R16:1239:TRP:O	2.20	0.41
2:M16:363:ARG:NH1	2:M16:494:SER:C	2.71	0.41
5:P:47:ASN:ND2	5:P:76:LEU:O	2.52	0.41
5:P8:105:ARG:NH2	5:P8:133:TYR:CB	2.81	0.41
5:P8:214:LEU:HD12	5:P8:245:TRP:HZ3	1.86	0.41
7:Q8:102:ALA:HB1	7:Q8:137:VAL:HB	2.02	0.41
7:Q8:236:HIS:ND1	7:Q8:237:PRO:HD2	2.36	0.41

*Continued on next page...*



*Continued from previous page...*

Atom-1	Atom-2	Interatomic distance (Å)	Clash overlap (Å)
7:Q16:102:ALA:HB1	7:Q16:137:VAL:HB	2.02	0.41
7:Q16:172:LYS:HD3	7:Q16:175:ASP:HB2	2.02	0.41
8:L8:608:PHE:CD2	8:L8:635:MET:HG2	2.55	0.41
9:K:926:ILE:HD11	9:K:937:ILE:HD11	2.02	0.41
9:K:1117:LEU:HG	9:K:1139:ILE:CD1	2.38	0.41
9:K:1281:SER:O	9:K:1283:PRO:HD3	2.21	0.41
9:K8:736:LEU:HD21	9:K8:770:VAL:HG13	2.02	0.41
10:C16:50:LYS:HA	10:C16:51:PRO:HD3	1.94	0.41
10:C16:234:VAL:HG21	10:C16:286:ILE:CD1	2.50	0.41
10:C16:265:PHE:O	10:C16:269:ILE:HG13	2.20	0.41
10:C16:300:VAL:HG12	10:C16:317:ARG:HG2	1.99	0.41
10:C16:707:ILE:HD11	10:C16:740:LEU:HD11	2.02	0.41
10:C16:1344:VAL:HG12	10:C16:1348:LEU:HD12	2.02	0.41
10:C16:1346:PHE:CD1	10:C16:1697:LEU:HD22	2.55	0.41
10:C16:1389:ILE:HD12	10:C16:1426:ARG:NH1	2.23	0.41
10:C16:1442:GLN:O	10:C16:1444:GLY:N	2.49	0.41
11:A24:156:MET:CG	11:A24:555:HIS:CE1	2.81	0.41
10:C24:33:ILE:HG21	10:C24:158:LEU:HD22	2.02	0.41
10:C24:962:PHE:HZ	10:C24:997:ILE:CD1	2.17	0.41
10:C24:988:GLN:HE21	10:C24:1064:PHE:HE1	1.59	0.41
10:C24:1764:ASN:OD1	10:C24:1825:LEU:HD11	2.20	0.41
11:A40:823:VAL:O	11:A40:830:ILE:HD13	2.20	0.41
13:V:797:LEU:HD11	14:W:685:ILE:CG1	2.50	0.41
15:J:680:LEU:O	15:J:681:GLU:C	2.57	0.41
10:C:265:PHE:O	10:C:269:ILE:HG13	2.20	0.41
10:C:1333:HIS:ND1	10:C:1337:LEU:HB2	2.35	0.41
10:C:1708:ARG:HB2	10:C:1730:ILE:CD1	2.50	0.41
10:C8:1014:SER:O	10:C8:1018:GLN:HG3	2.20	0.41
10:C8:1219:ILE:CD1	10:C8:1229:LEU:HD21	2.50	0.41
10:C8:1263:LYS:HD3	10:C8:1263:LYS:HA	1.87	0.41
10:C8:1290:HIS:CB	10:C8:1334:MET:CE	2.73	0.41
10:C8:1624:LEU:HD22	10:C8:1632:LEU:CD1	2.50	0.41
10:C8:1708:ARG:HB2	10:C8:1730:ILE:CD1	2.50	0.41
11:A32:374:PHE:CE2	11:A32:426:ILE:HD11	2.54	0.41
11:A32:714:GLY:CA	24:D32:1398:ARG:CZ	2.84	0.41
17:F16:69:SER:HA	17:F16:70:PRO:HD3	1.82	0.41
18:B:409:LEU:O	18:B:462:ARG:NH2	2.53	0.41
18:B:413:ASP:C	18:B:415:THR:H	2.28	0.41
18:B:955:VAL:HG13	18:B:959:PHE:HD2	1.86	0.41
18:B:1700:LEU:CD2	18:B:1833:PHE:CE2	3.03	0.41
18:B:1745:HIS:C	18:B:1747:SER:N	2.76	0.41

*Continued on next page...*



*Continued from previous page...*

Atom-1	Atom-2	Interatomic distance (Å)	Clash overlap (Å)
18:B8:955:VAL:HG13	18:B8:959:PHE:HD2	1.86	0.41
20:E:414:MET:HE2	20:E:455:TYR:CE2	2.55	0.41
21:H:156:GLU:HA	21:H:157:PRO:HD3	1.87	0.41
21:H:284:LEU:C	23:J32:650:GLN:NE2	2.77	0.41
23:J16:686:MET:CE	23:J16:694:ARG:HH21	2.10	0.41
10:C32:31:HIS:CE1	10:C32:35:ASN:HD21	2.38	0.41
10:C32:919:ASP:H	10:C32:927:THR:HG23	1.84	0.41
10:C32:1314:GLU:OE1	10:C32:1396:SER:OG	2.38	0.41
10:C32:1812:GLU:CG	10:C32:1819:LEU:HD12	2.50	0.41
12:A48:650:GLY:HA2	12:A48:659:ARG:NH2	2.36	0.41
2:M:714:GLU:HA	2:M:714:GLU:OE2	2.21	0.41
1:R8:983:ARG:HD3	24:D40:1364:PRO:HA	2.03	0.41
2:M8:625:HIS:NE2	3:N8:225:PRO:HB3	2.34	0.41
2:M8:691:TRP:CE2	2:M8:725:ARG:HG3	2.55	0.41
1:R16:341:ARG:HH12	1:R16:499:GLU:CD	2.28	0.41
2:M16:624:ASP:OD1	2:M16:624:ASP:N	2.51	0.41
2:M16:714:GLU:OE2	2:M16:714:GLU:HA	2.21	0.41
5:P16:566:PHE:CZ	5:P16:597:GLY:O	2.71	0.41
6:O16:61:LYS:CE	6:O16:112:ASP:OD1	2.63	0.41
6:O16:179:LYS:CE	6:O16:183:GLN:OE1	2.56	0.41
7:Q16:254:ALA:HB3	7:Q16:302:ILE:CD1	2.50	0.41
9:K8:585:GLU:CA	9:K8:622:VAL:HG13	2.49	0.41
9:K8:1025:TRP:CH2	9:K8:1026:LEU:HD12	2.56	0.41
9:K16:1180:TRP:CZ2	9:K16:1206:LEU:HD12	2.55	0.41
10:C16:696:GLN:OE1	10:C16:783:LEU:HD11	2.21	0.41
10:C16:1163:LEU:C	10:C16:1166:SER:H	2.28	0.41
11:A24:374:PHE:CE2	11:A24:426:ILE:HD11	2.54	0.41
11:A24:567:SER:OG	11:A24:619:MET:HE1	2.21	0.41
10:C24:267:LEU:CD1	10:C24:316:ILE:HD12	2.51	0.41
10:C24:1062:GLU:HA	10:C24:1063:PRO:HD3	1.68	0.41
11:A40:212:LYS:HE3	11:A40:585:MET:HE3	1.76	0.41
13:V:754:PHE:O	13:V:758:CYS:HB2	2.19	0.41
14:W:715:ASP:CA	10:C8:1568:ARG:CZ	2.77	0.41
10:C:148:GLU:HA	10:C:149:PRO:HD3	1.79	0.41
10:C:234:VAL:HG21	10:C:286:ILE:CD1	2.50	0.41
10:C:615:GLU:CA	10:C:619:LEU:HD12	2.49	0.41
10:C:919:ASP:H	10:C:927:THR:HG23	1.84	0.41
10:C:1043:ALA:O	10:C:1047:ILE:HG13	2.21	0.41
10:C:1385:LEU:HD11	10:C:1419:PHE:CD1	2.56	0.41
10:C:1593:TRP:CE2	10:C:1603:PHE:HD2	2.37	0.41
10:C:1616:ILE:O	10:C:1618:SER:N	2.46	0.41

*Continued on next page...*

*Continued from previous page...*

Atom-1	Atom-2	Interatomic distance (Å)	Clash overlap (Å)
10:C:1764:ASN:OD1	10:C:1825:LEU:HD11	2.20	0.41
10:C8:148:GLU:HA	10:C8:149:PRO:HD3	1.79	0.41
10:C8:271:PHE:HZ	10:C8:296:PHE:CZ	2.38	0.41
10:C8:275:ALA:CB	10:C8:326:LEU:CD1	2.96	0.41
10:C8:277:SER:O	10:C8:280:SER:N	2.36	0.41
10:C8:300:VAL:HG12	10:C8:317:ARG:HG2	1.99	0.41
10:C8:817:HIS:HB3	10:C8:857:MET:SD	2.60	0.41
10:C8:1250:ALA:HB2	10:C8:1309:ARG:HH11	1.78	0.41
10:C8:1812:GLU:CG	10:C8:1819:LEU:HD12	2.50	0.41
10:C8:1832:MET:HE2	10:C8:1832:MET:HB2	1.66	0.41
11:A32:381:TRP:NE1	11:A32:386:GLY:HA2	2.36	0.41
11:A32:631:GLU:O	11:A32:632:ARG:HB2	2.20	0.41
18:B:90:ILE:HD11	18:B:131:ILE:HD12	2.02	0.41
18:B:1439:LYS:HG2	18:B:1500:LEU:CD1	2.40	0.41
18:B8:34:GLN:N	18:B8:35:PRO:HD2	2.34	0.41
18:B8:216:ASP:OD1	18:B8:270:GLN:NE2	2.53	0.41
18:B8:313:ILE:CD1	18:B8:331:TRP:CE3	3.02	0.41
18:B8:489:LYS:O	18:B8:491:VAL:HG22	2.21	0.41
18:B8:612:GLY:O	18:B8:614:MET:N	2.51	0.41
18:B8:809:THR:HG23	18:B8:871:ILE:CD1	2.50	0.41
18:B8:809:THR:HG23	18:B8:871:ILE:HD12	2.02	0.41
18:B8:1375:SER:O	18:B8:1379:VAL:HG23	2.20	0.41
18:B8:1456:ASN:OD1	18:B8:1510:TYR:CD1	2.73	0.41
20:E:206:GLY:O	20:E:208:VAL:N	2.46	0.41
19:48:220:TRP:CD2	19:48:227:LEU:HD13	2.56	0.41
19:48:421:GLN:HB3	19:48:440:ILE:HG23	2.01	0.41
20:E8:21:TRP:O	20:E8:25:PRO:HD2	2.21	0.41
20:E8:148:VAL:O	20:E8:152:THR:HG23	2.20	0.41
20:E8:201:LEU:C	20:E8:203:TRP:N	2.77	0.41
20:E8:261:PRO:HG2	20:E8:301:ALA:CB	2.50	0.41
21:H:288:THR:CB	23:J32:650:GLN:NE2	2.75	0.41
21:H:316:ILE:O	21:H:316:ILE:CG2	2.65	0.41
22:I8:321:LYS:NZ	23:J8:711:GLU:HB2	2.35	0.41
21:H24:190:TRP:HA	21:H24:191:PRO:HD3	1.89	0.41
21:H24:288:THR:CB	23:J24:650:GLN:NE2	2.75	0.41
24:D40:1284:ILE:CD1	24:D40:1319:ALA:HA	2.51	0.41
10:C32:234:VAL:HG21	10:C32:286:ILE:CD1	2.50	0.41
10:C32:259:ILE:O	10:C32:262:SER:OG	2.35	0.41
10:C32:267:LEU:CD1	10:C32:316:ILE:HD12	2.51	0.41
10:C32:821:ILE:HD11	10:C32:861:ILE:HD13	2.03	0.41
10:C32:879:LEU:CD2	10:C32:944:MET:HG3	2.49	0.41

*Continued on next page...*

*Continued from previous page...*

Atom-1	Atom-2	Interatomic distance (Å)	Clash overlap (Å)
10:C32:994:LEU:HD11	10:C32:1026:LEU:CD1	2.51	0.41
10:C32:1014:SER:O	10:C32:1018:GLN:HG3	2.20	0.41
10:C32:1344:VAL:HG12	10:C32:1348:LEU:HD12	2.02	0.41
10:C32:1586:VAL:HG21	10:C32:1635:LEU:HD11	2.03	0.41
12:A48:763:HIS:CE1	12:A48:815:VAL:HG21	2.55	0.41
2:M:503:TYR:HE1	2:M:507:LEU:HD11	1.85	0.41
2:M:565:THR:HG21	2:M:570:ASP:OD2	2.21	0.41
2:M:625:HIS:CB	3:N:165:GLY:HA2	2.51	0.41
1:R8:1180:PRO:HB3	1:R8:1211:LYS:HB3	2.02	0.41
2:M8:843:ALA:O	4:T8:656:TRP:HH2	2.03	0.41
1:R16:1168:LEU:HD23	1:R16:1216:ILE:HG12	2.02	0.41
2:M16:443:ARG:HG2	2:M16:448:ASP:OD2	2.20	0.41
5:P:251:LYS:CE	14:W:765:LYS:NZ	2.84	0.41
5:P:633:LEU:HD23	5:P:633:LEU:O	2.20	0.41
7:Q:32:ASN:HB3	7:Q:34:PHE:CZ	2.55	0.41
5:P8:55:ARG:HH22	5:P8:62:ASP:HB2	1.85	0.41
5:P8:682:ARG:HG3	5:P8:687:PHE:CE1	2.56	0.41
7:Q8:32:ASN:HB3	7:Q8:34:PHE:CZ	2.55	0.41
5:P16:112:LEU:HB3	5:P16:123:GLN:HE21	1.86	0.41
5:P16:143:ASN:C	5:P16:145:ILE:N	2.78	0.41
5:P16:233:TYR:CZ	5:P16:237:MET:CE	3.03	0.41
6:O16:286:MET:HB3	6:O16:295:LEU:HD11	2.01	0.41
8:L16:173:ASP:CG	12:A48:783:PHE:CE1	2.98	0.41
9:K:792:LEU:CG	9:K:864:ILE:CD1	2.75	0.41
9:K:1039:ASP:OD1	9:K:1096:LYS:CE	2.67	0.41
9:K:1150:GLU:OE1	9:K:1212:ARG:CZ	2.68	0.41
10:C16:456:ASN:C	10:C16:458:VAL:N	2.76	0.41
10:C16:1280:VAL:HA	10:C16:1731:HIS:HE1	1.85	0.41
10:C24:271:PHE:HZ	10:C24:296:PHE:CZ	2.38	0.41
10:C24:879:LEU:CD2	10:C24:944:MET:HG3	2.50	0.41
10:C24:1014:SER:O	10:C24:1018:GLN:HG3	2.20	0.41
10:C24:1162:PRO:C	10:C24:1164:VAL:H	2.28	0.41
10:C24:1708:ARG:HB2	10:C24:1730:ILE:CD1	2.50	0.41
11:A40:156:MET:HE2	11:A40:555:HIS:HD1	1.75	0.41
11:A40:426:ILE:O	11:A40:459:ARG:NH2	2.54	0.41
12:A:401:GLU:HG3	12:A:405:ARG:HE	1.85	0.41
12:A:631:GLU:O	12:A:632:ARG:HB2	2.21	0.41
12:A:849:TRP:HB2	12:A:854:TYR:CE2	2.54	0.41
13:V:836:LEU:CD2	14:W:716:PHE:HE1	2.33	0.41
14:W:628:HIS:HA	14:W:632:ILE:HD12	2.02	0.41
10:C:456:ASN:C	10:C:458:VAL:N	2.76	0.41

*Continued on next page...*

*Continued from previous page...*

Atom-1	Atom-2	Interatomic distance (Å)	Clash overlap (Å)
10:C:994:LEU:HD11	10:C:1026:LEU:CD1	2.51	0.41
10:C:1442:GLN:O	10:C:1444:GLY:N	2.49	0.41
10:C:1832:MET:HE2	10:C:1832:MET:HB2	1.66	0.41
10:C8:320:TRP:NE1	10:C8:324:LEU:HD11	2.36	0.41
10:C8:960:PHE:CE2	10:C8:1138:GLU:OE2	2.71	0.41
10:C8:1280:VAL:HA	10:C8:1731:HIS:HE1	1.85	0.41
10:C8:1309:ARG:NE	10:C8:1311:GLU:O	2.53	0.41
10:C8:1442:GLN:O	10:C8:1444:GLY:N	2.49	0.41
11:A16:567:SER:OG	11:A16:619:MET:HE1	2.21	0.41
11:A32:98:ALA:O	18:B8:1103:LYS:CE	2.68	0.41
11:A32:790:MET:O	11:A32:836:LYS:NZ	2.49	0.41
18:B:216:ASP:OD1	18:B:270:GLN:NE2	2.53	0.41
18:B:467:ILE:HD11	18:B:559:LEU:CD1	2.50	0.41
18:B:489:LYS:O	18:B:491:VAL:HG22	2.21	0.41
18:B:628:VAL:HA	18:B:631:LEU:CD1	2.50	0.41
18:B:809:THR:HG23	18:B:871:ILE:CD1	2.50	0.41
18:B:1661:TYR:CE1	18:B:1689:TYR:HE2	2.39	0.41
18:B8:413:ASP:C	18:B8:415:THR:H	2.28	0.41
18:B8:1865:LEU:O	18:B8:1869:GLN:HG3	2.21	0.41
19:4:31:GLN:OE1	19:4:41:VAL:HG23	2.20	0.41
19:4:38:LEU:HD11	19:4:438:PRO:HB3	2.02	0.41
20:E:21:TRP:O	20:E:25:PRO:HD2	2.21	0.41
20:E:208:VAL:HG12	20:E:212:LYS:HB3	2.03	0.41
19:48:103:GLN:NE2	19:48:411:LEU:CD1	2.75	0.41
19:48:125:ILE:HD11	19:48:139:LEU:HD11	2.02	0.41
20:E8:175:LEU:HB2	20:E8:176:PRO:HD3	2.02	0.41
20:E8:347:PRO:C	20:E8:349:THR:N	2.78	0.41
22:I:97:THR:HG22	22:I:107:THR:CG2	2.48	0.41
22:I24:321:LYS:HZ3	23:J24:711:GLU:HB2	1.85	0.41
24:D8:243:VAL:HA	24:D8:244:PRO:HD3	1.93	0.41
10:C32:572:ILE:CG1	10:C32:606:MET:CE	2.90	0.41
10:C32:878:ARG:NH2	10:C32:885:VAL:CG2	2.69	0.41
10:C32:1219:ILE:CD1	10:C32:1229:LEU:HD21	2.50	0.41
10:C32:1385:LEU:HD11	10:C32:1419:PHE:CD1	2.56	0.41
10:C32:1502:ARG:O	10:C32:1504:ASP:N	2.53	0.41
1:R:771:SER:CB	24:D:1317:ARG:CD	2.88	0.41
2:M:162:ILE:CD1	2:M:213:LEU:CD1	2.97	0.41
3:N:301:GLU:HA	3:N:302:PRO:HD3	1.91	0.41
2:M8:187:PHE:HA	3:N8:15:HIS:O	2.21	0.41
2:M8:417:ARG:CZ	8:L8:415:PHE:HZ	2.27	0.41
2:M16:198:PHE:CE1	2:M16:219:LYS:HG3	2.55	0.41

*Continued on next page...*

*Continued from previous page...*

Atom-1	Atom-2	Interatomic distance (Å)	Clash overlap (Å)
2:M16:810:LEU:CD2	2:M16:819:GLN:HA	2.51	0.41
3:N16:4:GLN:NE2	3:N16:44:GLY:HA3	2.27	0.41
3:N16:169:SER:O	3:N16:170:SER:C	2.62	0.41
4:T:671:ILE:HG21	5:P:699:SER:HA	2.02	0.41
5:P:325:PHE:CG	13:V:771:GLN:NE2	2.89	0.41
5:P:566:PHE:HE1	5:P:600:PHE:HD1	1.68	0.41
7:Q:254:ALA:HB3	7:Q:302:ILE:CD1	2.50	0.41
6:O8:17:TRP:CE2	6:O8:24:LEU:HD13	2.55	0.41
6:O8:82:LEU:CD2	6:O8:103:MET:HE1	2.48	0.41
7:Q16:236:HIS:NE2	7:Q16:303:LEU:CD1	2.83	0.41
9:K:798:LEU:HB3	9:K:842:ILE:CD1	2.51	0.41
9:K:971:LEU:O	9:K:975:MET:HG3	2.20	0.41
9:K8:751:LEU:HD23	9:K8:754:ARG:HD3	1.98	0.41
10:C16:62:ILE:CD1	10:C16:95:VAL:HG21	2.51	0.41
10:C16:97:LEU:HD21	10:C16:123:TRP:HB2	2.03	0.41
10:C16:847:ARG:CD	10:C16:903:ASN:CG	2.94	0.41
10:C16:1043:ALA:O	10:C16:1047:ILE:HG13	2.21	0.41
10:C16:1162:PRO:C	10:C16:1164:VAL:H	2.28	0.41
10:C16:1280:VAL:CG2	10:C16:1731:HIS:CE1	2.95	0.41
10:C16:1624:LEU:HD22	10:C16:1632:LEU:CD1	2.50	0.41
11:A24:803:PRO:CG	24:D8:1401:LEU:HD12	2.41	0.41
10:C24:698:PHE:CZ	10:C24:749:LEU:CD1	3.02	0.41
10:C24:847:ARG:CD	10:C24:903:ASN:CG	2.94	0.41
10:C24:994:LEU:HD11	10:C24:1026:LEU:CD1	2.51	0.41
10:C24:1163:LEU:C	10:C24:1166:SER:H	2.28	0.41
10:C24:1283:LEU:CD1	10:C24:1357:LEU:HD13	2.49	0.41
10:C24:1309:ARG:NE	10:C24:1311:GLU:O	2.53	0.41
10:C24:1314:GLU:OE1	10:C24:1396:SER:OG	2.38	0.41
11:A40:10:TRP:HH2	21:H16:338:MET:HE3	1.85	0.41
11:A40:56:ALA:O	11:A40:58:SER:N	2.54	0.41
11:A40:232:ASP:O	11:A40:236:THR:HG23	2.20	0.41
12:A:259:ILE:HG23	12:A:276:LEU:CD2	2.51	0.41
13:V:861:PHE:CZ	14:W:742:VAL:CG2	3.03	0.41
14:W:236:THR:HG23	14:W:248:ILE:HG23	2.02	0.41
10:C:97:LEU:HD21	10:C:123:TRP:HB2	2.02	0.41
10:C8:821:ILE:HD11	10:C8:861:ILE:HD13	2.03	0.41
10:C8:1105:LEU:HD21	10:C8:1183:LEU:HD21	2.01	0.41
11:A32:56:ALA:O	11:A32:58:SER:N	2.54	0.41
17:F16:74:ILE:HG22	17:F16:76:ASP:H	1.86	0.41
18:B:586:VAL:HB	18:B:593:CYS:SG	2.61	0.41
18:B:809:THR:CG2	18:B:871:ILE:CD1	2.98	0.41

*Continued on next page...*

*Continued from previous page...*

Atom-1	Atom-2	Interatomic distance (Å)	Clash overlap (Å)
18:B:1098:MET:CE	18:B:1142:PHE:CB	2.99	0.41
18:B:1363:ALA:O	18:B:1365:ARG:N	2.53	0.41
18:B:1601:VAL:O	18:B:1603:ASP:N	2.53	0.41
18:B:1676:VAL:O	18:B:1676:VAL:HG12	2.21	0.41
18:B:1793:ILE:O	18:B:1793:ILE:HG22	2.20	0.41
18:B8:90:ILE:HD11	18:B8:131:ILE:HD12	2.02	0.41
18:B8:786:ASP:OD2	24:D32:1066:VAL:CG1	2.49	0.41
18:B8:886:ASN:HA	18:B8:887:PRO:HD2	1.98	0.41
18:B8:1072:LEU:CD2	18:B8:1076:GLU:OE2	2.56	0.41
18:B8:1101:TYR:CZ	18:B8:1105:LEU:HD11	2.54	0.41
18:B8:1363:ALA:O	18:B8:1365:ARG:N	2.53	0.41
18:B8:1745:HIS:C	18:B8:1747:SER:N	2.76	0.41
19:4:253:GLY:HA3	19:4:273:ARG:NH2	2.36	0.41
20:E8:84:GLY:HA3	20:E8:94:PHE:CZ	2.56	0.41
21:H:291:VAL:HG11	23:J32:657:GLU:CG	2.46	0.41
21:H:312:GLN:NE2	22:I:290:ASP:HB3	2.16	0.41
21:H24:193:LEU:CD2	21:H24:195:GLN:HE21	2.18	0.41
21:H24:231:HIS:CG	23:J24:596:GLN:HE22	2.31	0.41
22:I24:307:VAL:O	22:I24:311:VAL:HG23	2.20	0.41
24:D:313:VAL:HG21	24:D16:13:THR:HG21	2.03	0.41
24:D:1099:ARG:CZ	24:D:1149:VAL:HG11	2.51	0.41
24:D32:207:ASP:HA	24:D32:252:VAL:HG11	2.03	0.41
24:D32:749:ARG:HH22	24:D40:397:ALA:CB	2.32	0.41
10:C32:271:PHE:HZ	10:C32:296:PHE:CZ	2.38	0.41
10:C32:562:PRO:HA	10:C32:565:ARG:CD	2.49	0.41
10:C32:847:ARG:CD	10:C32:903:ASN:CG	2.94	0.41
10:C32:855:VAL:N	10:C32:856:PRO:HD2	2.35	0.41
10:C32:1162:PRO:C	10:C32:1164:VAL:H	2.28	0.41
10:C32:1764:ASN:OD1	10:C32:1825:LEU:HD11	2.20	0.41
1:R:1242:SER:HG	1:R:1244:LEU:HD12	1.84	0.41
2:M:236:GLN:OE1	2:M:297:VAL:CG1	2.68	0.41
2:M:544:LEU:CD2	2:M:581:LEU:HD22	2.51	0.41
2:M:813:ASN:HA	2:M:814:PRO:HD3	1.83	0.41
1:R8:638:ILE:HD12	1:R8:638:ILE:HA	1.93	0.41
1:R8:672:LYS:HZ2	1:R8:842:ASP:CG	2.28	0.41
1:R8:1188:TYR:CZ	24:D40:1459:LEU:CD1	3.04	0.41
2:M8:202:LYS:CE	2:M8:208:SER:O	2.61	0.41
2:M8:447:LEU:HD21	8:L8:280:GLN:NE2	2.35	0.41
2:M8:714:GLU:OE2	2:M8:714:GLU:HA	2.21	0.41
2:M8:810:LEU:CD2	2:M8:819:GLN:HA	2.51	0.41
1:R16:1248:PRO:C	1:R16:1250:ASP:H	2.28	0.41

*Continued on next page...*



*Continued from previous page...*

Atom-1	Atom-2	Interatomic distance (Å)	Clash overlap (Å)
5:P:682:ARG:HG3	5:P:687:PHE:CE1	2.56	0.41
6:O:82:LEU:HD23	6:O:103:MET:HE1	1.87	0.41
6:O:286:MET:HB3	6:O:295:LEU:HD11	2.01	0.41
7:Q:314:LEU:CD2	7:Q:327:LEU:HD12	2.51	0.41
5:P8:16:PHE:HE1	6:O8:311:LEU:HD21	1.82	0.41
6:O8:236:PRO:O	6:O8:240:ARG:NH2	2.49	0.41
7:Q16:314:LEU:CD2	7:Q16:327:LEU:HD12	2.51	0.41
8:L16:1069:LEU:CD1	9:K16:1086:VAL:CG1	2.66	0.41
9:K:1048:GLN:HE22	9:K:1128:ARG:CA	2.34	0.41
9:K8:786:GLN:HE22	9:K8:794:ARG:HH11	1.66	0.41
9:K8:798:LEU:HB3	9:K8:842:ILE:CD1	2.51	0.41
9:K8:1222:PHE:CD2	9:K8:1223:ASP:HB2	2.56	0.41
10:C16:267:LEU:CD1	10:C16:316:ILE:HD12	2.51	0.41
10:C16:615:GLU:C	10:C16:619:LEU:HD12	2.45	0.41
10:C16:817:HIS:HB3	10:C16:857:MET:SD	2.60	0.41
10:C16:1385:LEU:HD11	10:C16:1419:PHE:CD1	2.56	0.41
10:C16:1586:VAL:HG21	10:C16:1635:LEU:HD11	2.02	0.41
10:C16:1812:GLU:CG	10:C16:1819:LEU:HD12	2.50	0.41
11:A24:232:ASP:O	11:A24:236:THR:HG23	2.20	0.41
11:A24:381:TRP:NE1	11:A24:386:GLY:HA2	2.36	0.41
11:A24:426:ILE:O	11:A24:459:ARG:NH2	2.54	0.41
11:A24:631:GLU:O	11:A24:632:ARG:HB2	2.20	0.41
10:C24:97:LEU:HD21	10:C24:123:TRP:HB2	2.03	0.41
10:C24:707:ILE:HD11	10:C24:740:LEU:HD11	2.02	0.41
10:C24:1043:ALA:O	10:C24:1047:ILE:HG13	2.21	0.41
11:A40:704:ILE:HG12	11:A40:760:LEU:CD1	2.49	0.41
11:A40:794:THR:C	11:A40:796:ASP:N	2.77	0.41
12:A:232:ASP:O	12:A:236:THR:HG23	2.20	0.41
12:A:798:PHE:HZ	12:A:847:ARG:NH1	2.01	0.41
10:C:817:HIS:HB3	10:C:857:MET:SD	2.60	0.41
10:C:837:ARG:CZ	10:C:890:ASP:CB	2.92	0.41
10:C:847:ARG:CD	10:C:903:ASN:CG	2.94	0.41
10:C:1127:THR:O	10:C:1128:SER:C	2.62	0.41
10:C8:97:LEU:HD21	10:C8:123:TRP:HB2	2.02	0.41
10:C8:879:LEU:CD2	10:C8:944:MET:HG3	2.50	0.41
10:C8:1507:LEU:C	10:C8:1509:SER:N	2.67	0.41
11:A16:10:TRP:HH2	21:H:338:MET:HE3	1.85	0.41
11:A16:121:GLN:NE2	18:B:1559:ALA:CA	2.52	0.41
11:A16:631:GLU:O	11:A16:632:ARG:HB2	2.20	0.41
11:A16:696:ILE:HD13	11:A16:725:GLY:N	2.36	0.41
11:A32:567:SER:OG	11:A32:619:MET:HE1	2.21	0.41

*Continued on next page...*



*Continued from previous page...*

Atom-1	Atom-2	Interatomic distance (Å)	Clash overlap (Å)
11:A32:823:VAL:O	11:A32:830:ILE:HD13	2.20	0.41
18:B:603:PHE:HB3	18:B:619:ARG:HH22	1.84	0.41
18:B:671:MET:HE3	18:B:733:VAL:HA	2.00	0.41
18:B:938:LEU:HD11	18:B:1005:TYR:CE1	2.55	0.41
18:B:1418:ALA:HB3	18:B:1422:LEU:HD12	2.02	0.41
18:B:1518:VAL:O	18:B:1522:LEU:HG	2.21	0.41
18:B:1865:LEU:O	18:B:1869:GLN:HG3	2.21	0.41
18:B8:745:ILE:O	18:B8:749:HIS:HB3	2.21	0.41
18:B8:938:LEU:HD11	18:B8:1005:TYR:CE1	2.56	0.41
18:B8:1661:TYR:CE1	18:B8:1689:TYR:HE2	2.39	0.41
18:B8:1700:LEU:CD2	18:B8:1833:PHE:CE2	3.03	0.41
19:4:184:SER:HB3	20:E:455:TYR:CD1	2.56	0.41
19:4:220:TRP:CD2	19:4:227:LEU:HD13	2.56	0.41
19:4:252:ARG:HD3	19:4:288:SER:OG	2.21	0.41
20:E8:319:ARG:HB3	20:E8:320:PRO:CD	2.46	0.41
20:E8:434:TRP:CD1	24:D40:72:GLU:HG2	2.56	0.41
21:H:271:LEU:HD21	22:I:254:ILE:HG21	1.98	0.41
22:I:204:PRO:HA	22:I:209:TRP:CZ3	2.56	0.41
21:H8:280:LEU:CD1	22:I8:263:LEU:HD23	2.51	0.41
21:H16:193:LEU:CD2	21:H16:195:GLN:HE21	2.18	0.41
21:H16:280:LEU:CD1	22:I16:263:LEU:HD23	2.51	0.41
24:D:622:ASP:HB2	24:D:649:ILE:HD11	2.03	0.41
24:D32:1170:VAL:HG22	24:D32:1232:VAL:HG22	2.01	0.41
24:D40:207:ASP:HA	24:D40:252:VAL:HG11	2.03	0.41
24:D40:865:VAL:HG21	24:D40:928:THR:CG2	2.47	0.41
10:C32:994:LEU:CD1	10:C32:1026:LEU:HD11	2.51	0.41
1:R16:1124:TRP:HZ3	1:R16:1170:LEU:O	1.99	0.41
5:P8:96:VAL:CG1	5:P8:481:ILE:CD1	2.98	0.41
7:Q8:183:ARG:CZ	7:Q8:231:HIS:CE1	3.03	0.41
5:P16:214:LEU:HD12	5:P16:245:TRP:HZ3	1.86	0.41
5:P16:510:ILE:CD1	7:Q16:183:ARG:NH1	2.72	0.41
5:P16:558:LEU:HB3	5:P16:594:ILE:HD13	2.03	0.41
7:Q16:250:GLY:N	7:Q16:282:SER:O	2.54	0.41
8:L16:1061:VAL:HG22	8:L16:1068:PHE:CD2	2.56	0.41
9:K:601:VAL:CG1	9:K:604:SER:OG	2.54	0.41
9:K:751:LEU:CD2	9:K:754:ARG:CD	2.97	0.41
9:K:774:LEU:HD22	9:K:842:ILE:HD12	2.03	0.41
10:C16:1449:GLU:OE1	24:D8:1151:SER:HB2	2.21	0.41
10:C24:987:TYR:O	10:C24:988:GLN:C	2.62	0.41
10:C24:1109:VAL:C	10:C24:1111:SER:N	2.79	0.41
10:C24:1560:GLN:OE1	10:C24:1601:TYR:HD1	1.96	0.41

*Continued on next page...*

*Continued from previous page...*

Atom-1	Atom-2	Interatomic distance (Å)	Clash overlap (Å)
10:C:267:LEU:CB	10:C:316:ILE:HD12	2.51	0.41
10:C:267:LEU:CD1	10:C:316:ILE:HD12	2.50	0.41
10:C8:803:ARG:HH21	10:C8:808:PRO:HG3	1.86	0.41
11:A16:56:ALA:O	11:A16:58:SER:N	2.54	0.41
17:F:74:ILE:HG22	17:F:76:ASP:H	1.86	0.41
11:A32:787:ASP:HA	11:A32:788:PRO:HD3	1.86	0.41
18:B:740:PHE:O	18:B:744:TYR:HB3	2.21	0.41
18:B:749:HIS:O	18:B:754:TYR:OH	2.31	0.41
18:B:980:LYS:O	18:B:981:GLN:C	2.63	0.41
18:B:1398:LYS:CE	18:B:1450:ILE:HD11	2.51	0.41
18:B:1590:LEU:HD13	18:B:1620:TRP:CZ3	2.56	0.41
18:B8:467:ILE:HD11	18:B8:559:LEU:CD1	2.50	0.41
18:B8:586:VAL:HB	18:B8:593:CYS:SG	2.61	0.41
18:B8:1158:VAL:CG1	18:B8:1338:GLN:O	2.68	0.41
19:48:253:GLY:HA3	19:48:273:ARG:NH2	2.36	0.41
22:I:203:GLN:O	22:I:209:TRP:CE3	2.74	0.41
22:I8:307:VAL:O	22:I8:311:VAL:HG23	2.20	0.41
21:H24:262:GLU:OE1	22:I24:259:THR:OG1	2.36	0.41
24:D16:1296:SER:O	24:D16:1343:LYS:HE3	2.21	0.41
24:D24:622:ASP:HB2	24:D24:649:ILE:HD11	2.03	0.41
24:D24:1284:ILE:CD1	24:D24:1319:ALA:HA	2.51	0.41
24:D32:1099:ARG:O	24:D32:1099:ARG:CG	2.61	0.41
10:C32:97:LEU:HD21	10:C32:123:TRP:HB2	2.03	0.41
10:C32:452:LEU:HG	10:C32:453:LEU:HG	2.02	0.41
10:C32:553:LEU:HD23	10:C32:595:THR:CG2	2.44	0.41
10:C32:821:ILE:HD12	10:C32:861:ILE:HG21	2.01	0.41
1:R:1248:PRO:C	1:R:1250:ASP:H	2.28	0.41
1:R:1424:LYS:NZ	6:O:108:SER:OG	2.45	0.41
2:M:180:ALA:O	2:M:184:GLY:HA3	2.21	0.41
2:M:456:ARG:NH2	8:L:303:ARG:HH11	2.19	0.41
2:M:810:LEU:CD2	2:M:819:GLN:HA	2.51	0.41
1:R8:1248:PRO:C	1:R8:1250:ASP:H	2.28	0.41
2:M8:565:THR:HG21	2:M8:570:ASP:OD2	2.21	0.41
2:M8:763:ASP:OD1	2:M8:818:THR:CG2	2.68	0.41
1:R16:672:LYS:HZ2	1:R16:842:ASP:CG	2.28	0.41
1:R16:1078:SER:CB	5:P16:713:LEU:CD2	2.58	0.41
2:M16:187:PHE:HA	3:N16:15:HIS:O	2.21	0.41
2:M16:336:SER:O	2:M16:337:ASP:C	2.61	0.41
5:P:143:ASN:C	5:P:145:ILE:N	2.78	0.41
5:P:538:LYS:HB3	6:O:88:LEU:HD23	2.03	0.41
5:P:539:HIS:CG	6:O:95:LEU:HD21	2.56	0.41

*Continued on next page...*

*Continued from previous page...*

Atom-1	Atom-2	Interatomic distance (Å)	Clash overlap (Å)
5:P:569:VAL:C	5:P:643:PHE:CE2	2.94	0.41
5:P:663:LEU:HD23	5:P:667:GLN:HB3	2.03	0.41
6:O:179:LYS:CE	6:O:183:GLN:OE1	2.56	0.41
7:Q:236:HIS:ND1	7:Q:237:PRO:HD2	2.36	0.41
5:P8:558:LEU:HB3	5:P8:594:ILE:HD13	2.03	0.41
7:Q8:88:ASN:C	7:Q8:89:GLY:O	2.64	0.41
7:Q8:259:TRP:CD1	7:Q8:259:TRP:N	2.89	0.41
5:P16:16:PHE:CD1	6:O16:311:LEU:CG	3.04	0.41
5:P16:71:VAL:HG11	6:O16:17:TRP:HZ2	1.86	0.41
5:P16:188:LEU:CD2	5:P16:380:MET:CE	2.96	0.41
5:P16:207:HIS:CB	5:P16:208:PRO:HD2	2.46	0.41
5:P16:465:TYR:CE1	5:P16:482:TYR:CZ	3.07	0.41
5:P16:499:TYR:HD2	6:O16:178:MET:SD	2.35	0.41
6:O16:54:VAL:CG1	6:O16:85:TRP:NE1	2.68	0.41
6:O16:54:VAL:HA	6:O16:85:TRP:CZ2	2.56	0.41
6:O16:90:GLU:CD	6:O16:98:LYS:HZ3	2.29	0.41
7:Q16:231:HIS:NE2	7:Q16:283:GLU:OE2	2.40	0.41
8:L8:1069:LEU:HD11	9:K8:1086:VAL:CG1	2.36	0.41
8:L16:1062:ALA:HB2	9:K16:1083:ILE:HD11	2.02	0.41
9:K:688:GLN:O	9:K:692:GLU:HG3	2.21	0.41
9:K8:585:GLU:HA	9:K8:622:VAL:HG11	2.02	0.41
9:K8:774:LEU:HD22	9:K8:842:ILE:HD12	2.03	0.41
9:K8:872:THR:HG23	9:K8:907:ILE:HG21	2.03	0.41
9:K8:1074:ARG:CD	9:K8:1107:LEU:HD11	2.51	0.41
9:K8:1110:GLN:HA	9:K8:1132:LEU:HD21	2.02	0.41
9:K8:1277:ALA:O	9:K8:1278:GLU:C	2.56	0.41
10:C16:8:VAL:HG21	10:C16:129:ASP:O	2.21	0.41
10:C16:452:LEU:HD23	10:C16:452:LEU:N	2.20	0.41
10:C16:615:GLU:CA	10:C16:619:LEU:HD12	2.49	0.41
10:C16:664:ASN:O	10:C16:668:ALA:N	2.42	0.41
10:C16:994:LEU:HD11	10:C16:1026:LEU:CD1	2.50	0.41
10:C16:1009:GLN:HB3	10:C16:1192:ARG:NH1	2.36	0.41
10:C16:1109:VAL:C	10:C16:1111:SER:N	2.79	0.41
10:C16:1314:GLU:OE1	10:C16:1396:SER:OG	2.38	0.41
10:C16:1708:ARG:HB2	10:C16:1730:ILE:CD1	2.50	0.41
10:C16:1814:LYS:NZ	23:J32:738:MET:CG	2.83	0.41
11:A24:11:THR:HG21	22:I8:162:GLN:CD	2.41	0.41
11:A24:56:ALA:O	11:A24:58:SER:N	2.54	0.41
11:A24:445:ASN:CB	17:F:65:ARG:CZ	2.63	0.41
11:A24:650:GLY:HA2	11:A24:659:ARG:NH2	2.36	0.41
11:A24:696:ILE:HD13	11:A24:725:GLY:N	2.36	0.41

*Continued on next page...*

*Continued from previous page...*

Atom-1	Atom-2	Interatomic distance (Å)	Clash overlap (Å)
10:C24:62:ILE:CD1	10:C24:95:VAL:HG21	2.51	0.41
10:C24:228:ARG:CZ	10:C24:277:SER:CB	2.94	0.41
10:C24:555:LYS:HD3	10:C24:555:LYS:HA	1.77	0.41
10:C24:897:MET:HE1	10:C24:961:GLY:HA2	2.02	0.41
10:C24:1071:GLN:O	10:C24:1072:ASP:C	2.54	0.41
10:C24:1278:ASP:OD1	21:H24:282:GLU:CG	2.68	0.41
11:A40:353:LEU:HD11	11:A40:381:TRP:HZ3	1.85	0.41
11:A40:519:MET:HE2	11:A40:519:MET:HA	2.03	0.41
11:A40:631:GLU:O	11:A40:632:ARG:HB2	2.20	0.41
11:A40:650:GLY:HA2	11:A40:659:ARG:NH2	2.36	0.41
12:A:519:MET:HE2	12:A:519:MET:HA	2.03	0.41
13:V:758:CYS:O	13:V:762:LEU:HB2	2.21	0.41
13:V:836:LEU:HD23	14:W:716:PHE:HE1	1.85	0.41
14:W:514:THR:HA	14:W:607:ARG:NH1	2.36	0.41
14:W:598:ILE:CG1	14:W:626:LEU:CD2	2.92	0.41
10:C:271:PHE:HZ	10:C:296:PHE:CZ	2.38	0.41
10:C:803:ARG:HH21	10:C:808:PRO:HG3	1.86	0.41
10:C:994:LEU:CD1	10:C:1026:LEU:HD11	2.51	0.41
10:C8:31:HIS:CE1	10:C8:35:ASN:HD21	2.38	0.41
10:C8:267:LEU:CD1	10:C8:316:ILE:HD12	2.51	0.41
10:C8:275:ALA:HB1	10:C8:326:LEU:HD13	2.03	0.41
10:C8:643:LEU:CG	10:C8:656:THR:OG1	2.69	0.41
10:C8:761:VAL:HG21	10:C8:826:TYR:CA	2.43	0.41
10:C8:994:LEU:CD1	10:C8:1026:LEU:HD11	2.51	0.41
10:C8:1043:ALA:O	10:C8:1047:ILE:HG13	2.21	0.41
10:C8:1314:GLU:OE1	10:C8:1318:ARG:NH2	2.38	0.41
10:C8:1764:ASN:OD1	10:C8:1825:LEU:HD11	2.20	0.41
11:A16:11:THR:HG21	22:I:162:GLN:HG3	2.03	0.41
11:A16:650:GLY:HA2	11:A16:659:ARG:NH2	2.36	0.41
17:F8:74:ILE:HG22	17:F8:76:ASP:H	1.86	0.41
11:A32:159:LYS:HZ1	18:B8:1918:ARG:HE	1.67	0.41
11:A32:357:TYR:HB3	11:A32:360:GLU:OE2	2.21	0.41
11:A32:696:ILE:HD13	11:A32:725:GLY:N	2.36	0.41
11:A32:845:THR:HB	24:D32:1297:HIS:CE1	2.55	0.41
18:B:208:LEU:HD13	18:B:260:ALA:O	2.21	0.41
18:B:374:ILE:CG2	18:B:380:LEU:CD1	2.99	0.41
18:B:1158:VAL:CG1	18:B:1338:GLN:O	2.68	0.41
18:B:1553:SER:OG	18:B:1556:SER:HB3	2.20	0.41
18:B:1700:LEU:HD23	18:B:1833:PHE:CG	2.56	0.41
18:B8:86:LYS:HE2	18:B8:123:LEU:CG	2.50	0.41
18:B8:347:SER:OG	18:B8:350:LEU:HD12	2.21	0.41

*Continued on next page...*

*Continued from previous page...*

Atom-1	Atom-2	Interatomic distance (Å)	Clash overlap (Å)
18:B8:740:PHE:O	18:B8:744:TYR:HB3	2.21	0.41
18:B8:1072:LEU:HD22	18:B8:1076:GLU:HB3	2.03	0.41
18:B8:1098:MET:CE	18:B8:1142:PHE:CB	2.99	0.41
18:B8:1398:LYS:CE	18:B8:1450:ILE:HD11	2.51	0.41
18:B8:1418:ALA:HB3	18:B8:1422:LEU:HD12	2.02	0.41
18:B8:1676:VAL:O	18:B8:1676:VAL:HG12	2.21	0.41
19:4:94:VAL:O	19:4:95:THR:C	2.63	0.41
20:E:38:PHE:CE2	20:E:122:PHE:CE1	3.09	0.41
19:48:31:GLN:OE1	19:48:41:VAL:HG23	2.20	0.41
19:48:282:GLU:O	19:48:286:TRP:HA	2.20	0.41
20:E8:208:VAL:HG12	20:E8:212:LYS:HB3	2.03	0.41
21:H:294:PRO:HA	21:H:300:ARG:NH2	2.36	0.41
21:H8:141:THR:O	21:H8:143:PRO:HD3	2.20	0.41
21:H8:261:ILE:HD12	22:I8:195:ALA:HB1	2.02	0.41
22:I8:304:LEU:HB3	22:I8:305:PRO:CD	2.43	0.41
21:H24:280:LEU:CD1	22:I24:263:LEU:HD23	2.51	0.41
10:C32:267:LEU:CB	10:C32:316:ILE:HD12	2.51	0.41
10:C32:585:PRO:HA	10:C32:586:PRO:HD3	1.90	0.41
10:C32:792:PHE:O	10:C32:850:ARG:NH2	2.53	0.41
10:C32:1009:GLN:HB3	10:C32:1192:ARG:NH1	2.36	0.41
10:C32:1465:LEU:HD11	12:A48:128:PHE:CD2	2.56	0.41
10:C32:1624:LEU:HD22	10:C32:1632:LEU:CD1	2.50	0.41
12:A48:401:GLU:HG3	12:A48:405:ARG:HE	1.85	0.41
12:A48:542:VAL:HG21	12:A48:596:THR:HG23	2.03	0.41
12:A48:548:SER:CB	12:A48:559:VAL:HG13	2.51	0.41
12:A48:567:SER:OG	12:A48:619:MET:HE1	2.21	0.41
12:A48:631:GLU:O	12:A48:632:ARG:HB2	2.20	0.41
1:R:1424:LYS:HZ1	6:O:134:ARG:HH22	1.62	0.41
1:R:1473:HIS:HD2	6:O:160:LEU:HD13	1.84	0.41
2:M:517:PRO:HB2	2:M:519:TYR:CE1	2.56	0.41
1:R8:1431:ARG:O	2:M8:177:VAL:HG11	2.19	0.41
2:M8:174:ARG:O	3:N8:212:TRP:HH2	2.03	0.41
2:M8:385:LEU:CD1	2:M8:396:PHE:HD2	2.33	0.41
1:R16:1393:PRO:HG3	1:R16:1416:TYR:OH	2.21	0.41
1:R16:1470:GLN:NE2	6:O16:162:THR:N	2.41	0.41
2:M16:370:LEU:O	2:M16:374:VAL:HG22	2.22	0.41
2:M16:377:ARG:NH2	2:M16:477:ASP:HB3	2.36	0.41
5:P8:402:LEU:CD1	5:P8:433:LEU:HB3	2.51	0.41
5:P8:539:HIS:CG	6:O8:95:LEU:HD21	2.56	0.41
7:Q8:250:GLY:N	7:Q8:282:SER:O	2.54	0.41
7:Q8:254:ALA:HB3	7:Q8:302:ILE:CD1	2.50	0.41

*Continued on next page...*

*Continued from previous page...*

Atom-1	Atom-2	Interatomic distance (Å)	Clash overlap (Å)
5:P16:510:ILE:HD13	7:Q16:183:ARG:HH12	1.81	0.41
6:O16:179:LYS:CD	6:O16:183:GLN:CD	2.55	0.41
9:K:897:LEU:CD2	9:K:901:TRP:CZ2	3.04	0.41
9:K:1236:ASN:HA	9:K:1237:PRO:HD3	1.94	0.41
9:K8:1048:GLN:HE22	9:K8:1128:ARG:CA	2.33	0.41
10:C16:585:PRO:HA	10:C16:586:PRO:HD3	1.90	0.41
10:C16:663:ILE:HG22	10:C16:667:ILE:CG1	2.51	0.41
10:C16:988:GLN:HE21	10:C16:1064:PHE:HE1	1.59	0.41
10:C16:1309:ARG:NE	10:C16:1311:GLU:O	2.53	0.41
10:C16:1599:ASP:OD2	10:C16:1604:VAL:CB	2.66	0.41
10:C16:1757:GLN:HG2	11:A24:140:TRP:CE2	2.56	0.41
11:A24:519:MET:HE2	11:A24:519:MET:HA	2.03	0.41
10:C24:234:VAL:HG21	10:C24:286:ILE:CD1	2.50	0.41
10:C24:399:HIS:HA	10:C24:400:PRO:HD3	1.89	0.41
10:C24:615:GLU:C	10:C24:619:LEU:HD12	2.46	0.41
10:C24:1009:GLN:HB3	10:C24:1192:ARG:NH1	2.36	0.41
10:C24:1271:PHE:CZ	10:C24:1284:ASP:HB3	2.37	0.41
10:C24:1348:LEU:HD13	10:C24:1359:ILE:HG13	2.02	0.41
11:A40:567:SER:OG	11:A40:619:MET:HE1	2.20	0.41
11:A40:696:ILE:HD11	11:A40:728:ILE:HD12	1.92	0.41
12:A:426:ILE:O	12:A:459:ARG:NH2	2.54	0.41
14:W:552:GLU:O	14:W:553:MET:HE2	2.20	0.41
14:W:716:PHE:CE1	14:W:720:LEU:HD11	2.56	0.41
10:C:1285:VAL:CB	10:C:1738:MET:CE	2.85	0.41
10:C8:453:LEU:CD2	10:C8:459:LEU:HD22	2.35	0.41
10:C8:847:ARG:CD	10:C8:903:ASN:CG	2.94	0.41
10:C8:1129:VAL:CG1	10:C8:1130:SER:N	2.81	0.41
11:A16:348:GLN:HB3	11:A16:364:ILE:HD13	2.02	0.41
11:A16:357:TYR:HB3	11:A16:360:GLU:OE2	2.21	0.41
11:A16:426:ILE:O	11:A16:459:ARG:NH2	2.54	0.41
11:A16:542:VAL:HG21	11:A16:596:THR:HG23	2.03	0.41
11:A32:233:ALA:O	11:A32:236:THR:OG1	2.33	0.41
11:A32:326:TYR:HE1	17:F24:77:TYR:CB	2.10	0.41
11:A32:415:TYR:CE2	11:A32:420:LEU:HD22	2.56	0.41
18:B:28:LEU:HD23	18:B:152:HIS:CE1	2.56	0.41
18:B:52:SER:CB	18:B:178:ARG:NH2	2.84	0.41
18:B8:52:SER:CB	18:B8:178:ARG:NH2	2.84	0.41
18:B8:208:LEU:HD13	18:B8:260:ALA:O	2.21	0.41
18:B8:374:ILE:CG2	18:B8:380:LEU:CD1	2.99	0.41
19:4:97:LEU:HD21	19:4:232:TYR:CD2	2.56	0.41
19:4:125:ILE:HD11	19:4:139:LEU:HD11	2.02	0.41

*Continued on next page...*



*Continued from previous page...*

Atom-1	Atom-2	Interatomic distance (Å)	Clash overlap (Å)
19:48:103:GLN:HE22	19:48:411:LEU:HD13	1.82	0.41
19:48:189:LEU:CD2	19:48:203:LEU:HD21	2.46	0.41
20:E8:24:ILE:N	20:E8:25:PRO:HD2	2.36	0.41
21:H16:141:THR:O	21:H16:143:PRO:HD3	2.20	0.41
24:D16:1284:ILE:CD1	24:D16:1319:ALA:HA	2.51	0.41
24:D32:1284:ILE:CD1	24:D32:1319:ALA:HA	2.51	0.41
24:D40:1109:LEU:HB2	24:D40:1127:ARG:HD3	2.03	0.41
10:C32:320:TRP:NE1	10:C32:324:LEU:HD11	2.35	0.41
10:C32:1593:TRP:CE2	10:C32:1603:PHE:HD2	2.37	0.41
10:C32:1757:GLN:HG2	12:A48:140:TRP:CE2	2.56	0.41
2:M:342:VAL:CG1	2:M:343:MET:N	2.59	0.40
1:R8:1269:LEU:CB	5:P8:684:ARG:HG2	2.39	0.40
2:M8:377:ARG:NH2	2:M8:477:ASP:HB3	2.36	0.40
2:M8:496:LEU:HB2	2:M8:497:PRO:HD3	2.03	0.40
2:M8:760:GLU:HA	2:M8:761:PRO:HD3	1.89	0.40
1:R16:1156:GLU:OE2	1:R16:1156:GLU:HA	2.21	0.40
2:M16:399:THR:HA	2:M16:484:LEU:HD21	2.03	0.40
3:N16:154:THR:OG1	3:N16:213:VAL:O	2.35	0.40
5:P:106:ARG:NH1	5:P:458:GLU:OE1	2.52	0.40
5:P:558:LEU:HB3	5:P:594:ILE:HD13	2.03	0.40
7:Q:22:VAL:O	7:Q:23:ARG:NH1	2.50	0.40
7:Q:102:ALA:HB1	7:Q:137:VAL:HB	2.02	0.40
7:Q:183:ARG:CZ	7:Q:231:HIS:CE1	3.03	0.40
7:Q:222:PHE:O	7:Q:223:GLN:C	2.62	0.40
7:Q:251:THR:HA	7:Q:267:SER:O	2.21	0.40
7:Q:331:CYS:HB3	7:Q:352:TRP:CD2	2.56	0.40
5:P8:10:GLY:HA2	5:P8:26:TYR:HE1	1.83	0.40
5:P8:32:LEU:HD13	5:P8:55:ARG:HD2	2.03	0.40
5:P8:214:LEU:HD21	5:P8:236:VAL:HG12	2.01	0.40
5:P8:510:ILE:HD13	7:Q8:183:ARG:HH12	1.81	0.40
5:P8:538:LYS:HB3	6:O8:88:LEU:HD23	2.03	0.40
6:O8:190:ALA:CB	6:O8:232:LEU:HD11	2.52	0.40
7:Q8:125:TYR:CB	7:Q8:168:LEU:HG	2.47	0.40
7:Q8:314:LEU:CD2	7:Q8:327:LEU:HD12	2.51	0.40
9:K:1137:LEU:HD23	9:K:1173:ASN:ND2	2.23	0.40
9:K8:697:LEU:HA	9:K8:764:VAL:HG11	2.02	0.40
9:K16:637:HIS:CE1	9:K16:754:ARG:HD3	2.55	0.40
9:K16:1249:MET:HG2	9:K16:1254:PHE:CE1	2.56	0.40
10:C16:168:ARG:HH12	10:C16:229:PRO:CA	2.31	0.40
10:C16:267:LEU:CB	10:C16:316:ILE:HD12	2.51	0.40
10:C16:424:ASP:HA	10:C16:425:PRO:HD3	1.81	0.40

*Continued on next page...*



*Continued from previous page...*

Atom-1	Atom-2	Interatomic distance (Å)	Clash overlap (Å)
10:C16:535:MET:HA	10:C16:536:PRO:HD3	1.89	0.40
10:C16:792:PHE:O	10:C16:850:ARG:NH2	2.53	0.40
10:C16:1014:SER:O	10:C16:1018:GLN:HG3	2.20	0.40
10:C16:1283:LEU:CD1	10:C16:1357:LEU:HD13	2.49	0.40
10:C16:1304:VAL:CG1	10:C16:1384:ILE:HD11	2.45	0.40
10:C16:1314:GLU:OE1	10:C16:1318:ARG:NH2	2.38	0.40
10:C24:8:VAL:HG21	10:C24:129:ASP:O	2.21	0.40
10:C24:394:SER:HG	10:C24:452:LEU:HD11	1.79	0.40
10:C24:696:GLN:OE1	10:C24:783:LEU:HD11	2.21	0.40
10:C24:803:ARG:HH21	10:C24:808:PRO:HG3	1.85	0.40
10:C24:821:ILE:HD11	10:C24:861:ILE:HD13	2.03	0.40
10:C24:1335:ILE:HD11	10:C24:1362:ILE:HG22	2.03	0.40
12:A:153:ARG:CD	10:C8:74:ASP:OD1	2.65	0.40
12:A:381:TRP:NE1	12:A:386:GLY:HA2	2.36	0.40
10:C:281:ASP:CG	24:D:1398:ARG:NE	2.79	0.40
10:C:1009:GLN:HB3	10:C:1192:ARG:NH1	2.36	0.40
10:C8:182:ASP:OD1	10:C8:182:ASP:N	2.52	0.40
10:C8:267:LEU:CB	10:C8:316:ILE:HD12	2.51	0.40
10:C8:707:ILE:HD11	10:C8:740:LEU:HD11	2.02	0.40
10:C8:1109:VAL:C	10:C8:1111:SER:N	2.79	0.40
10:C8:1127:THR:O	10:C8:1128:SER:C	2.62	0.40
10:C8:1385:LEU:HD11	10:C8:1419:PHE:CD1	2.56	0.40
10:C8:1503:VAL:HG21	10:C8:1515:VAL:HG21	2.02	0.40
11:A16:415:TYR:CE2	11:A16:420:LEU:HD22	2.57	0.40
11:A16:500:ASP:CG	11:A16:503:VAL:HG23	2.46	0.40
11:A32:348:GLN:HB3	11:A32:364:ILE:HD13	2.02	0.40
11:A32:542:VAL:HG21	11:A32:596:THR:HG23	2.03	0.40
18:B:1072:LEU:HD22	18:B:1076:GLU:HB3	2.03	0.40
18:B:1101:TYR:CZ	18:B:1105:LEU:HD11	2.54	0.40
18:B8:864:LEU:HB3	18:B8:910:TYR:CZ	2.56	0.40
18:B8:1518:VAL:O	18:B8:1522:LEU:HG	2.21	0.40
18:B8:1527:THR:C	18:B8:1531:TRP:CD1	2.99	0.40
18:B8:1666:PRO:HG2	18:B8:1731:PHE:CZ	2.56	0.40
18:B8:1719:SER:N	18:B8:1720:PRO:CD	2.84	0.40
19:4:14:GLU:HB3	19:4:439:LEU:HA	2.03	0.40
19:4:282:GLU:O	19:4:286:TRP:HA	2.20	0.40
20:E:175:LEU:HB2	20:E:176:PRO:HD3	2.02	0.40
20:E:340:GLY:CA	20:E:341:TYR:N	2.71	0.40
20:E:418:THR:C	20:E:420:LEU:N	2.73	0.40
19:48:214:GLN:HG2	19:48:232:TYR:HE1	1.86	0.40
19:48:392:ILE:HG22	19:48:393:VAL:N	2.36	0.40

*Continued on next page...*

*Continued from previous page...*

Atom-1	Atom-2	Interatomic distance (Å)	Clash overlap (Å)
23:J32:644:ARG:HA	23:J32:647:MET:HE2	2.03	0.40
22:I16:142:ARG:O	23:J16:571:TRP:NE1	2.54	0.40
24:D8:207:ASP:HA	24:D8:252:VAL:HG11	2.03	0.40
24:D8:1284:ILE:CD1	24:D8:1319:ALA:HA	2.51	0.40
10:C32:228:ARG:CZ	10:C32:277:SER:CB	2.94	0.40
10:C32:445:MET:HE1	10:C32:462:PHE:HZ	1.84	0.40
10:C32:456:ASN:C	10:C32:458:VAL:N	2.76	0.40
10:C32:817:HIS:HB3	10:C32:857:MET:SD	2.60	0.40
10:C32:1043:ALA:O	10:C32:1047:ILE:HG13	2.21	0.40
12:A48:357:TYR:HB3	12:A48:360:GLU:OE2	2.21	0.40
1:R:768:LEU:HD22	1:R:768:LEU:N	2.36	0.40
1:R:1022:TYR:CZ	24:D:1441:PRO:CB	3.01	0.40
1:R:1393:PRO:HG3	1:R:1416:TYR:OH	2.21	0.40
2:M:399:THR:HA	2:M:484:LEU:HD21	2.03	0.40
3:N:5:LYS:HD2	10:C:518:ARG:HD2	2.04	0.40
1:R8:1156:GLU:OE2	1:R8:1156:GLU:HA	2.22	0.40
2:M8:370:LEU:O	2:M8:374:VAL:HG22	2.21	0.40
2:M8:544:LEU:HG	2:M8:586:ALA:HB1	2.03	0.40
2:M16:180:ALA:O	2:M16:184:GLY:HA3	2.21	0.40
4:T:672:GLN:NE2	5:P:702:LEU:HD21	2.36	0.40
5:P:71:VAL:HG11	6:O:17:TRP:HZ2	1.86	0.40
5:P:565:LEU:O	5:P:568:SER:OG	2.36	0.40
7:Q:149:VAL:CG2	7:Q:187:TRP:CE2	2.99	0.40
7:Q:250:GLY:N	7:Q:282:SER:O	2.54	0.40
5:P16:288:ARG:HB2	5:P16:289:PRO:HD2	2.01	0.40
5:P16:538:LYS:HB3	6:O16:88:LEU:HD23	2.03	0.40
7:Q16:183:ARG:CZ	7:Q16:231:HIS:CE1	3.03	0.40
9:K:959:TRP:CD1	9:K:992:GLN:CD	2.99	0.40
9:K:1022:ASP:OD1	9:K:1022:ASP:N	2.54	0.40
9:K:1180:TRP:CE2	9:K:1261:MET:HG2	2.56	0.40
9:K8:897:LEU:CD2	9:K8:901:TRP:CZ2	3.04	0.40
10:C16:320:TRP:NE1	10:C16:324:LEU:HD11	2.36	0.40
10:C16:470:HIS:HD2	10:C16:508:ILE:CD1	2.30	0.40
10:C16:586:PRO:HD3	10:C16:650:ARG:NH1	2.30	0.40
11:A24:41:GLU:HA	22:I8:307:VAL:HG22	2.04	0.40
11:A24:504:TYR:HB3	11:A24:505:PRO:CD	2.45	0.40
10:C24:1503:VAL:HG21	10:C24:1515:VAL:HG21	2.02	0.40
12:A:788:PRO:HA	12:A:836:LYS:HE3	2.03	0.40
14:W:645:HIS:CE1	15:J:572:ASP:CG	2.99	0.40
14:W:711:ARG:CD	10:C8:1609:ASP:HB2	2.47	0.40
10:C:47:PRO:HA	10:C:48:PRO:HD3	1.93	0.40

*Continued on next page...*

*Continued from previous page...*

Atom-1	Atom-2	Interatomic distance (Å)	Clash overlap (Å)
10:C:62:ILE:CD1	10:C:95:VAL:HG21	2.51	0.40
10:C8:1271:PHE:CD1	10:C8:1273:GLY:N	2.81	0.40
10:C8:1541:PHE:O	10:C8:1542:PHE:C	2.60	0.40
10:C8:1757:GLN:HG2	16:A8:140:TRP:CE2	2.56	0.40
11:A16:259:ILE:HG23	11:A16:276:LEU:HD22	1.96	0.40
11:A16:519:MET:HE2	11:A16:519:MET:HA	2.03	0.40
11:A16:790:MET:O	11:A16:836:LYS:NZ	2.49	0.40
11:A32:11:THR:HG21	22:I24:162:GLN:HG3	2.03	0.40
11:A32:232:ASP:O	11:A32:236:THR:HG23	2.20	0.40
11:A32:259:ILE:HG23	11:A32:276:LEU:CD2	2.51	0.40
11:A32:426:ILE:O	11:A32:459:ARG:NH2	2.54	0.40
11:A32:704:ILE:HG12	11:A32:760:LEU:CD1	2.49	0.40
18:B:32:LEU:HD21	18:B:36:ILE:HG21	2.03	0.40
18:B:251:PHE:HZ	18:B:267:VAL:HG11	1.86	0.40
18:B:286:GLN:HB2	18:B:443:PHE:CE2	2.55	0.40
18:B:714:VAL:HG13	18:B:715:ILE:N	2.37	0.40
18:B:986:ALA:C	18:B:988:SER:N	2.78	0.40
18:B:1848:VAL:HG11	18:B:1850:TYR:CE1	2.56	0.40
18:B8:286:GLN:HB2	18:B8:443:PHE:CE2	2.55	0.40
18:B8:313:ILE:HD12	18:B8:331:TRP:CG	2.45	0.40
18:B8:692:LEU:HD12	18:B8:740:PHE:HB2	2.02	0.40
20:E8:437:SER:C	20:E8:439:MET:N	2.52	0.40
21:H:255:LEU:CD1	23:J32:655:GLU:CD	2.85	0.40
22:I8:368:VAL:HG22	23:J8:591:LYS:HD2	2.03	0.40
22:I24:142:ARG:O	23:J24:571:TRP:NE1	2.55	0.40
24:D16:1376:VAL:HG11	24:D16:1430:TYR:CE2	2.56	0.40
10:C32:8:VAL:HG21	10:C32:129:ASP:O	2.21	0.40
10:C32:1163:LEU:C	10:C32:1166:SER:H	2.28	0.40
10:C32:1385:LEU:HD23	10:C32:1389:ILE:CD1	2.47	0.40
10:C32:1385:LEU:HD11	10:C32:1419:PHE:HD1	1.84	0.40
10:C32:1405:TYR:CE2	12:A48:117:ILE:HG23	2.56	0.40
12:A48:696:ILE:HD13	12:A48:725:GLY:N	2.36	0.40
1:R:422:ARG:HH22	1:R:584:GLY:HA2	1.86	0.40
1:R:1473:HIS:HD2	6:O:160:LEU:CB	2.34	0.40
3:N:258:PHE:C	3:N:260:THR:H	2.29	0.40
1:R8:1132:TYR:OH	1:R8:1214:ILE:HD13	2.19	0.40
2:M8:162:ILE:CD1	2:M8:213:LEU:CD1	2.97	0.40
1:R16:1269:LEU:HD13	5:P16:684:ARG:HG2	0.55	0.40
2:M16:174:ARG:O	3:N16:212:TRP:HH2	2.03	0.40
2:M16:496:LEU:HB2	2:M16:497:PRO:HD3	2.04	0.40
2:M16:761:PRO:C	2:M16:763:ASP:H	2.30	0.40

*Continued on next page...*

*Continued from previous page...*

Atom-1	Atom-2	Interatomic distance (Å)	Clash overlap (Å)
5:P:158:VAL:HG12	5:P:248:ILE:HG23	2.00	0.40
5:P:346:ILE:O	5:P:346:ILE:HG22	2.21	0.40
5:P:607:PHE:CE1	5:P:611:LEU:HD13	2.54	0.40
6:O:54:VAL:HA	6:O:85:TRP:CZ2	2.56	0.40
7:Q:259:TRP:CD1	7:Q:259:TRP:N	2.89	0.40
5:P8:143:ASN:C	5:P8:145:ILE:N	2.78	0.40
5:P8:614:VAL:C	5:P8:629:ARG:NH1	2.79	0.40
7:Q8:251:THR:HA	7:Q8:267:SER:O	2.21	0.40
5:P16:346:ILE:O	5:P16:346:ILE:HG22	2.21	0.40
8:L8:614:GLU:OE2	8:L8:649:LYS:NZ	2.52	0.40
8:L16:1071:LEU:CD2	9:K16:1284:MET:CE	2.87	0.40
9:K8:683:GLN:HB3	9:K8:686:SER:OG	2.21	0.40
9:K8:994:TYR:CE2	9:K8:1023:LEU:HD12	2.57	0.40
9:K8:1050:GLU:C	9:K8:1052:SER:H	2.30	0.40
10:C16:365:LEU:HD22	10:C16:370:ARG:CZ	2.52	0.40
10:C16:803:ARG:HH21	10:C16:808:PRO:HG3	1.86	0.40
10:C16:1126:ASP:OD1	24:D8:1069:GLY:CA	2.69	0.40
11:A24:788:PRO:HA	11:A24:836:LYS:HE3	2.03	0.40
11:A24:823:VAL:O	11:A24:830:ILE:HD13	2.20	0.40
10:C24:535:MET:HA	10:C24:536:PRO:HD3	1.90	0.40
10:C24:572:ILE:CG1	10:C24:606:MET:CE	2.90	0.40
10:C24:1385:LEU:HD11	10:C24:1419:PHE:CD1	2.56	0.40
10:C24:1405:TYR:CE2	11:A40:117:ILE:HG23	2.56	0.40
10:C24:1449:GLU:OE2	24:D24:1151:SER:CA	2.69	0.40
11:A40:41:GLU:HA	22:I16:307:VAL:HG22	2.04	0.40
11:A40:357:TYR:HB3	11:A40:360:GLU:OE2	2.21	0.40
12:A:374:PHE:CE2	12:A:426:ILE:HD11	2.54	0.40
14:W:220:TYR:CE2	14:W:242:THR:HG21	2.55	0.40
10:C:320:TRP:NE1	10:C:324:LEU:HD11	2.35	0.40
10:C:821:ILE:HD12	10:C:861:ILE:HG21	2.01	0.40
10:C:1314:GLU:OE1	10:C:1396:SER:OG	2.38	0.40
10:C:1344:VAL:HG12	10:C:1348:LEU:HD12	2.02	0.40
10:C8:365:LEU:HD22	10:C8:370:ARG:CZ	2.52	0.40
10:C8:381:ILE:HG22	10:C8:385:TYR:CE2	2.57	0.40
10:C8:456:ASN:C	10:C8:458:VAL:N	2.76	0.40
10:C8:615:GLU:CA	10:C8:619:LEU:HD12	2.49	0.40
10:C8:696:GLN:OE1	10:C8:783:LEU:HD11	2.21	0.40
11:A16:798:PHE:HZ	11:A16:847:ARG:NH1	2.02	0.40
11:A32:212:LYS:HG2	11:A32:588:GLU:HG3	2.03	0.40
11:A32:548:SER:CB	11:A32:559:VAL:HG13	2.51	0.40
11:A32:845:THR:HG21	24:D32:1297:HIS:CE1	2.56	0.40

*Continued on next page...*

*Continued from previous page...*

Atom-1	Atom-2	Interatomic distance (Å)	Clash overlap (Å)
18:B:235:ARG:NH1	18:B:308:GLU:CB	2.82	0.40
18:B8:472:SER:HA	18:B8:584:ARG:HH12	1.84	0.40
18:B8:1590:LEU:HD13	18:B8:1620:TRP:CZ3	2.56	0.40
20:E:339:LYS:C	20:E:340:GLY:O	2.63	0.40
21:H:166:VAL:HG22	21:H:193:LEU:HD13	2.04	0.40
22:I:142:ARG:O	23:J32:571:TRP:NE1	2.54	0.40
24:D:1009:CYS:HB3	24:D:1013:HIS:CE1	2.55	0.40
24:D16:1049:VAL:HB	24:D16:1050:PRO:HD3	2.04	0.40
24:D24:94:ALA:HB1	24:D24:543:MET:HE1	2.00	0.40
24:D32:622:ASP:HB2	24:D32:649:ILE:HD11	2.03	0.40
24:D40:1296:SER:O	24:D40:1343:LYS:HE3	2.21	0.40
24:D40:1376:VAL:HG11	24:D40:1430:TYR:CE2	2.56	0.40
10:C32:1109:VAL:C	10:C32:1111:SER:N	2.79	0.40
10:C32:1304:VAL:CG1	10:C32:1384:ILE:HD11	2.45	0.40
10:C32:1756:LEU:HD11	10:C32:1815:VAL:CG1	2.51	0.40
12:A48:426:ILE:O	12:A48:459:ARG:NH2	2.54	0.40
1:R:1449:TRP:HE1	2:M:164:HIS:HB3	1.87	0.40
2:M:250:LEU:CD1	2:M:286:SER:HB2	2.52	0.40
2:M:420:CYS:CB	8:L:391:TRP:CH2	3.01	0.40
1:R8:1393:PRO:HG3	1:R8:1416:TYR:OH	2.21	0.40
1:R16:422:ARG:HH22	1:R16:584:GLY:HA2	1.86	0.40
5:P:10:GLY:HA2	5:P:26:TYR:HE1	1.83	0.40
5:P:96:VAL:CG1	5:P:481:ILE:CD1	2.98	0.40
5:P:214:LEU:HD12	5:P:245:TRP:HZ3	1.86	0.40
5:P8:16:PHE:CD1	6:O8:311:LEU:CG	3.04	0.40
5:P8:71:VAL:HG11	6:O8:17:TRP:HZ2	1.86	0.40
7:Q16:331:CYS:HB3	7:Q16:352:TRP:CD2	2.56	0.40
9:K:585:GLU:CA	9:K:622:VAL:CG1	2.97	0.40
9:K:930:THR:O	9:K:933:THR:OG1	2.39	0.40
9:K8:1071:PHE:CE2	9:K8:1107:LEU:CD2	3.00	0.40
9:K8:1180:TRP:CE2	9:K8:1261:MET:HG2	2.56	0.40
10:C16:994:LEU:CD1	10:C16:1026:LEU:HD11	2.51	0.40
10:C16:1465:LEU:HD11	11:A24:128:PHE:CD2	2.56	0.40
10:C16:1503:VAL:HG21	10:C16:1515:VAL:HG21	2.02	0.40
11:A24:259:ILE:HG23	11:A24:276:LEU:CD2	2.51	0.40
10:C24:48:PRO:HA	10:C24:49:PRO:HD3	1.86	0.40
10:C24:994:LEU:CD1	10:C24:1026:LEU:HD11	2.51	0.40
10:C24:1449:GLU:CD	24:D24:1151:SER:CA	2.91	0.40
10:C24:1756:LEU:HD11	10:C24:1815:VAL:CG1	2.52	0.40
11:A40:157:LEU:HA	11:A40:158:PRO:HD3	1.97	0.40
11:A40:381:TRP:NE1	11:A40:386:GLY:HA2	2.36	0.40

*Continued on next page...*

*Continued from previous page...*

Atom-1	Atom-2	Interatomic distance (Å)	Clash overlap (Å)
11:A40:803:PRO:HB3	24:D24:1401:LEU:CG	2.34	0.40
12:A:117:ILE:HG23	10:C:1405:TYR:CE2	2.56	0.40
12:A:140:TRP:CE2	10:C:1757:GLN:HG2	2.56	0.40
12:A:696:ILE:HD11	12:A:728:ILE:HD12	1.92	0.40
10:C:586:PRO:HD3	10:C:650:ARG:NH1	2.30	0.40
10:C:1335:ILE:HD11	10:C:1362:ILE:HG22	2.04	0.40
10:C:1560:GLN:OE1	10:C:1601:TYR:HE1	2.00	0.40
10:C8:1314:GLU:OE1	10:C8:1396:SER:OG	2.39	0.40
11:A32:101:VAL:O	11:A32:105:LEU:HG	2.22	0.40
11:A32:401:GLU:HG3	11:A32:405:ARG:HE	1.85	0.40
18:B:12:TRP:NE1	18:B:75:HIS:CD2	2.90	0.40
18:B:347:SER:OG	18:B:350:LEU:HD12	2.21	0.40
18:B8:784:LEU:HG	18:B8:788:LEU:HD12	2.02	0.40
18:B8:1793:ILE:O	18:B8:1793:ILE:HG22	2.20	0.40
18:B8:1911:LEU:N	18:B8:1960:LEU:HD11	2.37	0.40
19:4:67:SER:O	19:4:69:GLU:N	2.55	0.40
19:4:171:TRP:CH2	19:4:192:SER:HB2	2.57	0.40
20:E:6:VAL:HG12	20:E:7:PRO:HD2	2.04	0.40
19:48:184:SER:HB3	20:E8:455:TYR:CD1	2.56	0.40
21:H8:294:PRO:HA	21:H8:300:ARG:NH2	2.36	0.40
21:H24:280:LEU:CD2	22:I24:262:LEU:HG	2.49	0.40
24:D:313:VAL:HG21	24:D16:13:THR:CG2	2.51	0.40
24:D8:1328:ASN:ND2	24:D16:729:LEU:CD2	2.84	0.40
24:D24:207:ASP:HA	24:D24:252:VAL:HG11	2.03	0.40
24:D24:1376:VAL:HG11	24:D24:1430:TYR:CE2	2.57	0.40
24:D32:1376:VAL:HG11	24:D32:1430:TYR:CE2	2.57	0.40
10:C32:33:ILE:HG21	10:C32:158:LEU:HD22	2.02	0.40
10:C32:439:LEU:HA	10:C32:440:PRO:HD3	1.86	0.40
10:C32:803:ARG:HH21	10:C32:808:PRO:HG3	1.86	0.40
12:A48:519:MET:HE2	12:A48:519:MET:HA	2.03	0.40
1:R:1132:TYR:CD2	1:R:1219:LEU:HD21	2.57	0.40
2:M:385:LEU:CD1	2:M:396:PHE:HD2	2.33	0.40
3:N:2:PRO:HB2	10:C:518:ARG:HH12	1.87	0.40
1:R8:768:LEU:CD1	24:D40:1364:PRO:HD2	2.41	0.40
1:R8:1059:ILE:CG2	24:D40:1435:ARG:HH12	2.30	0.40
2:M8:180:ALA:O	2:M8:184:GLY:HA3	2.21	0.40
2:M8:517:PRO:HB2	2:M8:519:TYR:CE1	2.57	0.40
2:M8:624:ASP:OD1	2:M8:624:ASP:N	2.50	0.40
2:M8:761:PRO:C	2:M8:763:ASP:H	2.30	0.40
1:R16:1156:GLU:OE2	1:R16:1156:GLU:CA	2.69	0.40
2:M16:783:TRP:HB3	2:M16:787:LEU:HG	2.02	0.40

*Continued on next page...*



*Continued from previous page...*

Atom-1	Atom-2	Interatomic distance (Å)	Clash overlap (Å)
3:N16:176:VAL:HG12	3:N16:178:LYS:HG3	2.04	0.40
3:N16:301:GLU:HA	3:N16:302:PRO:HD3	1.91	0.40
5:P:262:ASP:OD1	5:P:262:ASP:N	2.52	0.40
7:Q:229:ILE:O	7:Q:247:GLY:HA3	2.21	0.40
5:P8:484:ALA:HB2	5:P8:519:TYR:CE1	2.57	0.40
7:Q8:314:LEU:HB3	7:Q8:327:LEU:HB2	2.04	0.40
7:Q16:259:TRP:CD1	7:Q16:259:TRP:N	2.89	0.40
9:K:998:GLN:OE1	9:K:1001:LYS:HD2	2.22	0.40
9:K:1055:THR:C	9:K:1057:GLU:N	2.79	0.40
9:K:1074:ARG:CD	9:K:1126:LEU:HD22	2.43	0.40
9:K8:955:TYR:OH	9:K8:984:GLY:HA2	2.22	0.40
9:K8:1281:SER:O	9:K8:1283:PRO:HD3	2.21	0.40
10:C16:747:LYS:HB3	10:C16:748:ALA:H	1.68	0.40
10:C16:1507:LEU:C	10:C16:1509:SER:N	2.67	0.40
10:C16:1593:TRP:CE2	10:C16:1603:PHE:HD2	2.37	0.40
10:C16:1688:ARG:CG	23:J32:735:LYS:HE2	2.35	0.40
11:A24:500:ASP:CG	11:A24:503:VAL:HG23	2.46	0.40
10:C24:320:TRP:NE1	10:C24:324:LEU:HD11	2.36	0.40
10:C24:620:PRO:HB3	10:C24:636:VAL:HG13	1.58	0.40
10:C24:1003:PRO:O	10:C24:1012:ARG:NH1	2.52	0.40
10:C24:1304:VAL:CG1	10:C24:1384:ILE:HD11	2.45	0.40
10:C24:1812:GLU:CG	10:C24:1819:LEU:HD12	2.50	0.40
11:A40:237:LEU:C	11:A40:239:ALA:N	2.79	0.40
12:A:634:ILE:HD12	12:A:678:LYS:NZ	2.36	0.40
13:V:925:ILE:CD1	14:W:801:ALA:CB	2.97	0.40
10:C:73:ASP:OD1	10:C:76:ASP:CG	2.65	0.40
10:C:275:ALA:HB1	10:C:326:LEU:HD13	2.03	0.40
10:C:657:ILE:HG13	10:C:690:LEU:HD13	2.04	0.40
10:C8:73:ASP:OD1	10:C8:76:ASP:CG	2.65	0.40
10:C8:168:ARG:HH12	10:C8:229:PRO:CA	2.31	0.40
10:C8:971:ASP:HA	10:C8:972:PRO:HD3	1.89	0.40
10:C8:1756:LEU:HD11	10:C8:1815:VAL:CG1	2.51	0.40
11:A16:212:LYS:HG2	11:A16:588:GLU:HG3	2.04	0.40
11:A16:237:LEU:C	11:A16:239:ALA:N	2.79	0.40
11:A16:787:ASP:HA	11:A16:788:PRO:HD3	1.86	0.40
11:A32:650:GLY:HA2	11:A32:659:ARG:NH2	2.36	0.40
18:B:17:ASP:OD1	18:B:17:ASP:N	2.55	0.40
18:B:864:LEU:HB3	18:B:910:TYR:CZ	2.56	0.40
18:B8:251:PHE:HZ	18:B8:267:VAL:HG11	1.86	0.40
18:B8:438:TRP:HZ2	18:B8:483:VAL:HG22	1.86	0.40
18:B8:1389:SER:O	18:B8:1393:LEU:HD12	2.21	0.40

*Continued on next page...*



Continued from previous page...

Atom-1	Atom-2	Interatomic distance (Å)	Clash overlap (Å)
19:48:51:PRO:O	19:48:52:SER:C	2.46	0.40
19:48:171:TRP:CH2	19:48:192:SER:HB2	2.56	0.40
20:E8:341:TYR:C	20:E8:342:GLN:O	2.62	0.40
20:E8:430:ALA:O	20:E8:432:ILE:N	2.55	0.40
21:H:280:LEU:CD1	22:I:263:LEU:HD23	2.51	0.40
21:H:291:VAL:HG13	23:J32:657:GLU:HG3	2.01	0.40
21:H8:154:VAL:HG21	21:H8:188:ARG:HH21	1.86	0.40
21:H24:294:PRO:HA	21:H24:300:ARG:NH2	2.36	0.40
21:H24:316:ILE:O	21:H24:316:ILE:CG2	2.65	0.40
21:H16:166:VAL:HG22	21:H16:193:LEU:HD13	2.03	0.40
24:D:1376:VAL:HG11	24:D:1430:TYR:CE2	2.57	0.40
24:D8:1296:SER:O	24:D8:1343:LYS:HE3	2.21	0.40
24:D8:1330:ARG:HH11	24:D16:719:ARG:HB3	1.84	0.40
10:C32:73:ASP:OD1	10:C32:76:ASP:CG	2.65	0.40
10:C32:110:ARG:NH1	10:C32:118:LEU:HD13	2.28	0.40
10:C32:381:ILE:HG22	10:C32:385:TYR:CE2	2.57	0.40
10:C32:847:ARG:HD3	10:C32:903:ASN:CG	2.47	0.40
10:C32:1686:LEU:HD12	10:C32:1755:LEU:HB2	2.03	0.40

There are no symmetry-related clashes.

## 5.3 Torsion angles [i](#)

### 5.3.1 Protein backbone [i](#)

In the following table, the Percentiles column shows the percent Ramachandran outliers of the chain as a percentile score with respect to all PDB entries followed by that with respect to all EM entries.

The Analysed column shows the number of residues for which the backbone conformation was analysed, and the total number of residues.

Mol	Chain	Analysed	Favoured	Allowed	Outliers	Percentiles	
1	R	1458/1495 (98%)	1379 (95%)	60 (4%)	19 (1%)	10	43
1	R16	1458/1495 (98%)	1379 (95%)	59 (4%)	20 (1%)	9	41
1	R8	1458/1495 (98%)	1379 (95%)	59 (4%)	20 (1%)	9	41
2	M	688/704 (98%)	650 (94%)	19 (3%)	19 (3%)	4	24
2	M16	688/704 (98%)	650 (94%)	19 (3%)	19 (3%)	4	24
2	M8	688/704 (98%)	650 (94%)	19 (3%)	19 (3%)	4	24

Continued on next page...

*Continued from previous page...*

Mol	Chain	Analysed	Favoured	Allowed	Outliers	Percentiles	
3	N	300/302 (99%)	285 (95%)	12 (4%)	3 (1%)	13	49
3	N16	300/302 (99%)	285 (95%)	12 (4%)	3 (1%)	13	49
3	N8	300/302 (99%)	285 (95%)	12 (4%)	3 (1%)	13	49
4	T	682/684 (100%)	647 (95%)	29 (4%)	6 (1%)	14	52
4	T16	682/684 (100%)	647 (95%)	29 (4%)	6 (1%)	14	52
4	T8	682/684 (100%)	647 (95%)	29 (4%)	6 (1%)	14	52
5	P	700/716 (98%)	668 (95%)	15 (2%)	17 (2%)	5	27
5	P16	700/716 (98%)	668 (95%)	16 (2%)	16 (2%)	5	28
5	P8	700/716 (98%)	668 (95%)	16 (2%)	16 (2%)	5	28
6	O	299/326 (92%)	286 (96%)	5 (2%)	8 (3%)	4	25
6	O16	299/326 (92%)	287 (96%)	4 (1%)	8 (3%)	4	25
6	O8	299/326 (92%)	286 (96%)	5 (2%)	8 (3%)	4	25
7	Q	359/361 (99%)	335 (93%)	15 (4%)	9 (2%)	4	26
7	Q16	359/361 (99%)	335 (93%)	15 (4%)	9 (2%)	4	26
7	Q8	359/361 (99%)	335 (93%)	15 (4%)	9 (2%)	4	26
8	L	970/977 (99%)	925 (95%)	34 (4%)	11 (1%)	12	47
8	L16	970/977 (99%)	925 (95%)	34 (4%)	11 (1%)	12	47
8	L8	970/977 (99%)	925 (95%)	34 (4%)	11 (1%)	12	47
9	K	701/709 (99%)	638 (91%)	29 (4%)	34 (5%)	2	16
9	K16	701/709 (99%)	663 (95%)	24 (3%)	14 (2%)	6	32
9	K8	701/709 (99%)	638 (91%)	29 (4%)	34 (5%)	2	16
10	C	1816/1838 (99%)	1681 (93%)	64 (4%)	71 (4%)	2	19
10	C16	1836/1838 (100%)	1693 (92%)	69 (4%)	74 (4%)	2	18
10	C24	1836/1838 (100%)	1693 (92%)	69 (4%)	74 (4%)	2	18
10	C32	1836/1838 (100%)	1693 (92%)	68 (4%)	75 (4%)	2	18
10	C8	1781/1838 (97%)	1667 (94%)	56 (3%)	58 (3%)	3	21
11	A16	812/860 (94%)	779 (96%)	17 (2%)	16 (2%)	6	32
11	A24	812/860 (94%)	778 (96%)	17 (2%)	17 (2%)	5	30
11	A32	812/860 (94%)	779 (96%)	17 (2%)	16 (2%)	6	32
11	A40	812/860 (94%)	778 (96%)	17 (2%)	17 (2%)	5	30
12	A	717/763 (94%)	688 (96%)	15 (2%)	14 (2%)	6	32

*Continued on next page...*

*Continued from previous page...*

Mol	Chain	Analysed	Favoured	Allowed	Outliers	Percentiles	
12	A48	722/763 (95%)	693 (96%)	15 (2%)	14 (2%)	6	32
13	V	194/196 (99%)	175 (90%)	8 (4%)	11 (6%)	1	14
14	W	783/810 (97%)	737 (94%)	30 (4%)	16 (2%)	6	32
15	J	183/185 (99%)	175 (96%)	3 (2%)	5 (3%)	4	25
16	A8	61/63 (97%)	60 (98%)	0	1 (2%)	8	38
17	F	26/28 (93%)	18 (69%)	3 (12%)	5 (19%)	0	2
17	F16	26/28 (93%)	18 (69%)	3 (12%)	5 (19%)	0	2
17	F24	26/28 (93%)	18 (69%)	3 (12%)	5 (19%)	0	2
17	F8	26/28 (93%)	18 (69%)	3 (12%)	5 (19%)	0	2
18	B	1963/1965 (100%)	1806 (92%)	79 (4%)	78 (4%)	2	18
18	B8	1963/1965 (100%)	1807 (92%)	78 (4%)	78 (4%)	2	18
19	4	445/447 (100%)	403 (91%)	16 (4%)	26 (6%)	1	14
19	48	445/447 (100%)	403 (91%)	16 (4%)	26 (6%)	1	14
20	E	517/519 (100%)	471 (91%)	19 (4%)	27 (5%)	1	15
20	E8	517/519 (100%)	471 (91%)	18 (4%)	28 (5%)	1	15
21	H	252/254 (99%)	245 (97%)	1 (0%)	6 (2%)	5	27
21	H16	252/254 (99%)	245 (97%)	1 (0%)	6 (2%)	5	27
21	H24	252/254 (99%)	245 (97%)	1 (0%)	6 (2%)	5	27
21	H8	252/254 (99%)	245 (97%)	1 (0%)	6 (2%)	5	27
22	I	233/237 (98%)	224 (96%)	7 (3%)	2 (1%)	14	52
22	I16	233/237 (98%)	224 (96%)	7 (3%)	2 (1%)	14	52
22	I24	233/237 (98%)	224 (96%)	7 (3%)	2 (1%)	14	52
22	I8	233/237 (98%)	224 (96%)	7 (3%)	2 (1%)	14	52
23	J16	195/197 (99%)	188 (96%)	5 (3%)	2 (1%)	13	49
23	J24	195/197 (99%)	188 (96%)	5 (3%)	2 (1%)	13	49
23	J32	195/197 (99%)	188 (96%)	5 (3%)	2 (1%)	13	49
23	J8	195/197 (99%)	188 (96%)	5 (3%)	2 (1%)	13	49
24	D	1447/1464 (99%)	1335 (92%)	70 (5%)	42 (3%)	3	23
24	D16	1447/1464 (99%)	1336 (92%)	69 (5%)	42 (3%)	3	23
24	D24	1447/1464 (99%)	1334 (92%)	71 (5%)	42 (3%)	3	23
24	D32	1447/1464 (99%)	1334 (92%)	71 (5%)	42 (3%)	3	23

*Continued on next page...*

*Continued from previous page...*

Mol	Chain	Analysed	Favoured	Allowed	Outliers	Percentiles	
24	D40	1447/1464 (99%)	1336 (92%)	69 (5%)	42 (3%)	3	23
24	D8	1447/1464 (99%)	1336 (92%)	69 (5%)	42 (3%)	3	23
All	All	50840/51742 (98%)	47606 (94%)	1822 (4%)	1412 (3%)	6	24

All (1412) Ramachandran outliers are listed below:

Mol	Chain	Res	Type
1	R	302	MET
1	R	1183	GLU
1	R	1185	THR
1	R	1186	THR
1	R	1192	LYS
1	R	1205	ASP
1	R	1208	LYS
1	R	1210	GLU
1	R	1382	LYS
2	M	342	VAL
2	M	346	VAL
2	M	347	LYS
2	M	349	ASP
2	M	350	SER
2	M	352	LYS
2	M	756	MET
2	M	759	LEU
2	M	762	LEU
1	R8	302	MET
1	R8	1183	GLU
1	R8	1185	THR
1	R8	1186	THR
1	R8	1192	LYS
1	R8	1205	ASP
1	R8	1208	LYS
1	R8	1210	GLU
1	R8	1382	LYS
2	M8	342	VAL
2	M8	346	VAL
2	M8	347	LYS
2	M8	349	ASP
2	M8	350	SER
2	M8	352	LYS
2	M8	756	MET

*Continued on next page...*

*Continued from previous page...*

Mol	Chain	Res	Type
2	M8	759	LEU
2	M8	762	LEU
1	R16	302	MET
1	R16	1183	GLU
1	R16	1185	THR
1	R16	1186	THR
1	R16	1192	LYS
1	R16	1205	ASP
1	R16	1208	LYS
1	R16	1210	GLU
1	R16	1382	LYS
2	M16	342	VAL
2	M16	346	VAL
2	M16	347	LYS
2	M16	349	ASP
2	M16	350	SER
2	M16	352	LYS
2	M16	756	MET
2	M16	759	LEU
2	M16	762	LEU
4	T	2	ASP
4	T8	2	ASP
4	T16	2	ASP
5	P	5	SER
5	P	6	SER
5	P	7	GLU
5	P	13	LEU
5	P	20	GLU
5	P	146	SER
5	P	394	ASN
5	P	395	THR
5	P	593	GLN
5	P	596	GLY
6	O	162	THR
6	O	178	MET
6	O	181	GLU
7	Q	90	GLY
7	Q	91	GLY
7	Q	223	GLN
7	Q	296	ASN
7	Q	299	SER
5	P8	5	SER

*Continued on next page...*

*Continued from previous page...*

Mol	Chain	Res	Type
5	P8	6	SER
5	P8	7	GLU
5	P8	13	LEU
5	P8	20	GLU
5	P8	146	SER
5	P8	394	ASN
5	P8	395	THR
5	P8	593	GLN
5	P8	596	GLY
6	O8	162	THR
6	O8	178	MET
6	O8	181	GLU
7	Q8	90	GLY
7	Q8	91	GLY
7	Q8	223	GLN
7	Q8	296	ASN
7	Q8	299	SER
5	P16	5	SER
5	P16	6	SER
5	P16	7	GLU
5	P16	13	LEU
5	P16	20	GLU
5	P16	146	SER
5	P16	394	ASN
5	P16	395	THR
5	P16	593	GLN
5	P16	596	GLY
6	O16	162	THR
6	O16	178	MET
6	O16	181	GLU
7	Q16	90	GLY
7	Q16	91	GLY
7	Q16	223	GLN
7	Q16	296	ASN
7	Q16	299	SER
8	L	481	SER
8	L8	481	SER
8	L16	481	SER
9	K	728	GLN
9	K	729	VAL
9	K	892	GLU
9	K	1047	SER

*Continued on next page...*

*Continued from previous page...*

Mol	Chain	Res	Type
9	K	1048	GLN
9	K	1051	GLU
9	K	1052	SER
9	K	1054	THR
9	K	1065	GLU
9	K	1066	ASP
9	K	1067	VAL
9	K	1089	LYS
9	K	1271	GLU
9	K	1273	GLU
9	K	1278	GLU
9	K8	728	GLN
9	K8	729	VAL
9	K8	892	GLU
9	K8	1047	SER
9	K8	1048	GLN
9	K8	1051	GLU
9	K8	1052	SER
9	K8	1054	THR
9	K8	1065	GLU
9	K8	1066	ASP
9	K8	1067	VAL
9	K8	1089	LYS
9	K8	1271	GLU
9	K8	1273	GLU
9	K8	1278	GLU
10	C16	106	GLY
10	C16	250	GLU
10	C16	252	ASN
10	C16	281	ASP
10	C16	283	SER
10	C16	631	ASP
10	C16	633	SER
10	C16	634	SER
10	C16	668	ALA
10	C16	730	LEU
10	C16	1055	GLU
10	C16	1056	VAL
10	C16	1063	PRO
10	C16	1065	SER
10	C16	1067	SER
10	C16	1072	ASP

*Continued on next page...*



*Continued from previous page...*

Mol	Chain	Res	Type
10	C16	1080	SER
10	C16	1081	SER
10	C16	1082	ILE
10	C16	1083	SER
10	C16	1112	LEU
10	C16	1128	SER
10	C16	1130	SER
10	C16	1167	PHE
10	C16	1170	VAL
10	C16	1274	ALA
10	C16	1275	LEU
10	C16	1336	ALA
10	C16	1337	LEU
10	C16	1353	ASP
10	C16	1356	ASP
10	C16	1357	LEU
10	C16	1359	ILE
10	C16	1508	GLN
10	C16	1510	ASP
10	C16	1543	GLU
10	C16	1617	ALA
10	C16	1620	ILE
10	C16	1622	SER
10	C16	1661	LEU
10	C16	1662	ASP
10	C16	1664	SER
11	A24	55	GLU
11	A24	57	PRO
11	A24	159	LYS
11	A24	241	VAL
11	A24	463	GLY
11	A24	469	VAL
11	A24	472	ASP
11	A24	552	GLY
11	A24	556	LYS
10	C24	106	GLY
10	C24	250	GLU
10	C24	252	ASN
10	C24	281	ASP
10	C24	283	SER
10	C24	631	ASP
10	C24	633	SER

*Continued on next page...*

*Continued from previous page...*

Mol	Chain	Res	Type
10	C24	634	SER
10	C24	668	ALA
10	C24	730	LEU
10	C24	1055	GLU
10	C24	1056	VAL
10	C24	1063	PRO
10	C24	1065	SER
10	C24	1067	SER
10	C24	1072	ASP
10	C24	1080	SER
10	C24	1081	SER
10	C24	1082	ILE
10	C24	1083	SER
10	C24	1112	LEU
10	C24	1128	SER
10	C24	1130	SER
10	C24	1167	PHE
10	C24	1170	VAL
10	C24	1274	ALA
10	C24	1275	LEU
10	C24	1336	ALA
10	C24	1337	LEU
10	C24	1353	ASP
10	C24	1356	ASP
10	C24	1357	LEU
10	C24	1359	ILE
10	C24	1508	GLN
10	C24	1510	ASP
10	C24	1543	GLU
10	C24	1617	ALA
10	C24	1620	ILE
10	C24	1622	SER
10	C24	1661	LEU
10	C24	1662	ASP
10	C24	1664	SER
11	A40	55	GLU
11	A40	57	PRO
11	A40	159	LYS
11	A40	241	VAL
11	A40	463	GLY
11	A40	469	VAL
11	A40	472	ASP

*Continued on next page...*

*Continued from previous page...*

Mol	Chain	Res	Type
11	A40	552	GLY
11	A40	556	LYS
11	A40	795	ALA
12	A	159	LYS
12	A	241	VAL
12	A	463	GLY
12	A	469	VAL
12	A	472	ASP
12	A	552	GLY
12	A	556	LYS
12	A	795	ALA
13	V	878	ALA
13	V	879	ARG
13	V	885	ARG
14	W	309	GLU
14	W	426	SER
14	W	704	THR
15	J	678	GLY
15	J	679	GLU
15	J	683	ILE
10	C	106	GLY
10	C	250	GLU
10	C	252	ASN
10	C	281	ASP
10	C	283	SER
10	C	631	ASP
10	C	633	SER
10	C	634	SER
10	C	668	ALA
10	C	730	LEU
10	C	1055	GLU
10	C	1056	VAL
10	C	1063	PRO
10	C	1065	SER
10	C	1067	SER
10	C	1072	ASP
10	C	1080	SER
10	C	1081	SER
10	C	1082	ILE
10	C	1083	SER
10	C	1112	LEU
10	C	1128	SER

*Continued on next page...*

*Continued from previous page...*

Mol	Chain	Res	Type
10	C	1130	SER
10	C	1167	PHE
10	C	1170	VAL
10	C	1274	ALA
10	C	1275	LEU
10	C	1336	ALA
10	C	1337	LEU
10	C	1353	ASP
10	C	1356	ASP
10	C	1357	LEU
10	C	1359	ILE
10	C	1508	GLN
10	C	1510	ASP
10	C	1617	ALA
10	C	1620	ILE
10	C	1622	SER
10	C	1661	LEU
10	C	1662	ASP
10	C	1664	SER
10	C8	106	GLY
10	C8	250	GLU
10	C8	252	ASN
10	C8	281	ASP
10	C8	283	SER
10	C8	668	ALA
10	C8	1055	GLU
10	C8	1056	VAL
10	C8	1063	PRO
10	C8	1065	SER
10	C8	1067	SER
10	C8	1072	ASP
10	C8	1080	SER
10	C8	1081	SER
10	C8	1082	ILE
10	C8	1083	SER
10	C8	1112	LEU
10	C8	1128	SER
10	C8	1130	SER
10	C8	1167	PHE
10	C8	1170	VAL
10	C8	1274	ALA
10	C8	1275	LEU

*Continued on next page...*

*Continued from previous page...*

Mol	Chain	Res	Type
10	C8	1336	ALA
10	C8	1337	LEU
10	C8	1353	ASP
10	C8	1356	ASP
10	C8	1357	LEU
10	C8	1359	ILE
10	C8	1508	GLN
10	C8	1510	ASP
10	C8	1543	GLU
10	C8	1617	ALA
10	C8	1620	ILE
10	C8	1622	SER
16	A8	159	LYS
11	A16	55	GLU
11	A16	57	PRO
11	A16	241	VAL
11	A16	463	GLY
11	A16	469	VAL
11	A16	472	ASP
11	A16	552	GLY
11	A16	556	LYS
11	A16	795	ALA
17	F8	72	SER
17	F8	75	ALA
17	F	72	SER
17	F	75	ALA
11	A32	55	GLU
11	A32	57	PRO
11	A32	241	VAL
11	A32	463	GLY
11	A32	469	VAL
11	A32	472	ASP
11	A32	552	GLY
11	A32	556	LYS
17	F24	72	SER
17	F24	75	ALA
17	F16	72	SER
17	F16	75	ALA
18	B	123	LEU
18	B	125	GLN
18	B	509	SER
18	B	613	LYS

*Continued on next page...*

*Continued from previous page...*

Mol	Chain	Res	Type
18	B	615	GLU
18	B	616	SER
18	B	618	VAL
18	B	673	SER
18	B	674	CYS
18	B	679	ASP
18	B	681	GLY
18	B	684	ILE
18	B	685	SER
18	B	686	LEU
18	B	689	SER
18	B	690	TRP
18	B	908	GLN
18	B	981	GLN
18	B	984	LYS
18	B	987	SER
18	B	990	PRO
18	B	991	ASP
18	B	992	TRP
18	B	993	ALA
18	B	994	CYS
18	B	1066	ASP
18	B	1068	THR
18	B	1069	VAL
18	B	1117	THR
18	B	1123	ASN
18	B	1125	VAL
18	B	1129	LYS
18	B	1130	LEU
18	B	1131	THR
18	B	1134	ALA
18	B	1288	GLY
18	B	1364	GLU
18	B	1365	ARG
18	B	1595	ASP
18	B	1596	GLY
18	B	1679	ARG
18	B	1680	SER
18	B	1802	ASP
18	B	1803	THR
18	B8	123	LEU
18	B8	125	GLN

*Continued on next page...*

*Continued from previous page...*

Mol	Chain	Res	Type
18	B8	509	SER
18	B8	613	LYS
18	B8	615	GLU
18	B8	616	SER
18	B8	618	VAL
18	B8	673	SER
18	B8	674	CYS
18	B8	679	ASP
18	B8	681	GLY
18	B8	684	ILE
18	B8	685	SER
18	B8	686	LEU
18	B8	689	SER
18	B8	690	TRP
18	B8	908	GLN
18	B8	981	GLN
18	B8	984	LYS
18	B8	987	SER
18	B8	990	PRO
18	B8	991	ASP
18	B8	992	TRP
18	B8	993	ALA
18	B8	994	CYS
18	B8	1066	ASP
18	B8	1068	THR
18	B8	1069	VAL
18	B8	1117	THR
18	B8	1123	ASN
18	B8	1125	VAL
18	B8	1129	LYS
18	B8	1130	LEU
18	B8	1131	THR
18	B8	1134	ALA
18	B8	1288	GLY
18	B8	1364	GLU
18	B8	1365	ARG
18	B8	1595	ASP
18	B8	1596	GLY
18	B8	1679	ARG
18	B8	1680	SER
18	B8	1802	ASP
18	B8	1803	THR

*Continued on next page...*



*Continued from previous page...*

Mol	Chain	Res	Type
19	4	51	PRO
19	4	52	SER
19	4	53	SER
19	4	54	LEU
19	4	55	GLN
19	4	56	GLU
19	4	57	ASN
19	4	58	GLU
19	4	60	GLN
19	4	63	GLY
19	4	65	LYS
19	4	66	ALA
19	4	93	ASP
19	4	101	ASP
19	4	188	ALA
19	4	189	LEU
20	E	39	SER
20	E	202	ASP
20	E	203	TRP
20	E	207	LEU
20	E	340	GLY
20	E	342	GLN
20	E	348	PRO
20	E	351	SER
20	E	419	ASN
20	E	429	PRO
20	E	433	LYS
20	E	435	ALA
20	E	439	MET
20	E	441	ARG
20	E	443	ASP
20	E	444	VAL
19	48	51	PRO
19	48	52	SER
19	48	53	SER
19	48	54	LEU
19	48	55	GLN
19	48	56	GLU
19	48	57	ASN
19	48	58	GLU
19	48	60	GLN
19	48	63	GLY

*Continued on next page...*

*Continued from previous page...*

Mol	Chain	Res	Type
19	48	65	LYS
19	48	66	ALA
19	48	93	ASP
19	48	101	ASP
19	48	188	ALA
19	48	189	LEU
20	E8	39	SER
20	E8	202	ASP
20	E8	203	TRP
20	E8	207	LEU
20	E8	340	GLY
20	E8	342	GLN
20	E8	348	PRO
20	E8	351	SER
20	E8	419	ASN
20	E8	429	PRO
20	E8	433	LYS
20	E8	435	ALA
20	E8	439	MET
20	E8	441	ARG
20	E8	443	ASP
20	E8	444	VAL
21	H	320	SER
22	I	297	HIS
23	J32	680	LEU
21	H8	320	SER
22	I8	297	HIS
23	J8	680	LEU
21	H24	320	SER
22	I24	297	HIS
23	J24	680	LEU
21	H16	320	SER
22	I16	297	HIS
23	J16	680	LEU
24	D	451	SER
24	D	746	ALA
24	D	758	ALA
24	D	760	SER
24	D	765	SER
24	D	1062	GLN
24	D	1067	SER
24	D	1068	THR

*Continued on next page...*

*Continued from previous page...*

Mol	Chain	Res	Type
24	D	1075	HIS
24	D	1403	LEU
24	D8	746	ALA
24	D8	758	ALA
24	D8	760	SER
24	D8	765	SER
24	D8	1062	GLN
24	D8	1067	SER
24	D8	1068	THR
24	D8	1075	HIS
24	D8	1403	LEU
24	D16	451	SER
24	D16	746	ALA
24	D16	758	ALA
24	D16	760	SER
24	D16	765	SER
24	D16	1062	GLN
24	D16	1067	SER
24	D16	1068	THR
24	D16	1075	HIS
24	D16	1403	LEU
24	D24	746	ALA
24	D24	758	ALA
24	D24	760	SER
24	D24	765	SER
24	D24	1062	GLN
24	D24	1067	SER
24	D24	1068	THR
24	D24	1075	HIS
24	D24	1403	LEU
24	D32	451	SER
24	D32	746	ALA
24	D32	758	ALA
24	D32	760	SER
24	D32	765	SER
24	D32	1062	GLN
24	D32	1067	SER
24	D32	1068	THR
24	D32	1075	HIS
24	D32	1403	LEU
24	D40	451	SER
24	D40	746	ALA

*Continued on next page...*

*Continued from previous page...*

Mol	Chain	Res	Type
24	D40	758	ALA
24	D40	760	SER
24	D40	765	SER
24	D40	1062	GLN
24	D40	1067	SER
24	D40	1068	THR
24	D40	1075	HIS
24	D40	1403	LEU
10	C32	106	GLY
10	C32	250	GLU
10	C32	252	ASN
10	C32	281	ASP
10	C32	283	SER
10	C32	631	ASP
10	C32	633	SER
10	C32	634	SER
10	C32	668	ALA
10	C32	730	LEU
10	C32	1055	GLU
10	C32	1056	VAL
10	C32	1063	PRO
10	C32	1065	SER
10	C32	1067	SER
10	C32	1072	ASP
10	C32	1080	SER
10	C32	1081	SER
10	C32	1082	ILE
10	C32	1083	SER
10	C32	1112	LEU
10	C32	1128	SER
10	C32	1130	SER
10	C32	1167	PHE
10	C32	1170	VAL
10	C32	1274	ALA
10	C32	1275	LEU
10	C32	1336	ALA
10	C32	1337	LEU
10	C32	1353	ASP
10	C32	1356	ASP
10	C32	1357	LEU
10	C32	1359	ILE
10	C32	1508	GLN

*Continued on next page...*

*Continued from previous page...*

Mol	Chain	Res	Type
10	C32	1510	ASP
10	C32	1543	GLU
10	C32	1617	ALA
10	C32	1620	ILE
10	C32	1622	SER
10	C32	1661	LEU
10	C32	1662	ASP
10	C32	1664	SER
12	A48	159	LYS
12	A48	241	VAL
12	A48	463	GLY
12	A48	469	VAL
12	A48	472	ASP
12	A48	552	GLY
12	A48	556	LYS
12	A48	795	ALA
1	R	533	GLY
1	R	537	GLU
1	R	1187	ARG
2	M	157	GLY
2	M	344	GLN
2	M	348	GLU
2	M	355	THR
2	M	386	ASN
2	M	390	TYR
2	M	758	GLU
3	N	3	GLY
3	N	168	VAL
1	R8	533	GLY
1	R8	537	GLU
1	R8	1187	ARG
2	M8	157	GLY
2	M8	344	GLN
2	M8	348	GLU
2	M8	355	THR
2	M8	386	ASN
2	M8	390	TYR
2	M8	758	GLU
3	N8	3	GLY
3	N8	168	VAL
1	R16	533	GLY
1	R16	537	GLU

*Continued on next page...*

*Continued from previous page...*

Mol	Chain	Res	Type
1	R16	1187	ARG
2	M16	157	GLY
2	M16	344	GLN
2	M16	348	GLU
2	M16	355	THR
2	M16	386	ASN
2	M16	390	TYR
2	M16	758	GLU
3	N16	3	GLY
3	N16	168	VAL
4	T	548	ASP
4	T8	548	ASP
4	T16	548	ASP
5	P	4	MET
5	P	8	SER
5	P	10	GLY
5	P	11	GLY
5	P	144	THR
6	O	94	GLY
6	O	164	GLY
6	O	180	GLY
7	Q	89	GLY
7	Q	93	GLY
7	Q	95	PHE
7	Q	273	GLU
5	P8	4	MET
5	P8	8	SER
5	P8	10	GLY
5	P8	11	GLY
5	P8	144	THR
6	O8	94	GLY
6	O8	164	GLY
6	O8	180	GLY
7	Q8	89	GLY
7	Q8	93	GLY
7	Q8	95	PHE
7	Q8	273	GLU
5	P16	4	MET
5	P16	8	SER
5	P16	10	GLY
5	P16	11	GLY
5	P16	144	THR

*Continued on next page...*

*Continued from previous page...*

Mol	Chain	Res	Type
6	O16	94	GLY
6	O16	164	GLY
6	O16	180	GLY
7	Q16	89	GLY
7	Q16	93	GLY
7	Q16	95	PHE
7	Q16	273	GLU
8	L	966	TYR
8	L	968	THR
8	L	975	ASP
8	L	988	LEU
8	L8	966	TYR
8	L8	968	THR
8	L8	975	ASP
8	L8	988	LEU
8	L16	966	TYR
8	L16	968	THR
8	L16	975	ASP
8	L16	988	LEU
9	K	638	TRP
9	K	719	GLY
9	K	724	GLY
9	K	890	GLU
9	K	966	ASN
9	K	1140	GLN
9	K	1224	GLY
9	K	1240	SER
9	K	1282	SER
9	K8	638	TRP
9	K8	719	GLY
9	K8	724	GLY
9	K8	890	GLU
9	K8	966	ASN
9	K8	1140	GLN
9	K8	1224	GLY
9	K8	1240	SER
9	K8	1282	SER
9	K16	724	GLY
9	K16	892	GLU
9	K16	1057	GLU
10	C16	428	GLY
10	C16	622	VAL

*Continued on next page...*



*Continued from previous page...*

Mol	Chain	Res	Type
10	C16	624	GLY
10	C16	627	VAL
10	C16	669	GLY
10	C16	729	SER
10	C16	1075	ASP
10	C16	1078	GLY
10	C16	1079	THR
10	C16	1358	ASP
10	C16	1444	GLY
10	C16	1499	ASN
10	C16	1504	ASP
10	C16	1544	GLY
10	C16	1619	PRO
10	C16	1623	ILE
10	C16	1626	GLN
10	C16	1780	ARG
11	A24	29	GLN
11	A24	462	THR
11	A24	471	ASN
11	A24	559	VAL
11	A24	783	PHE
11	A24	795	ALA
10	C24	428	GLY
10	C24	622	VAL
10	C24	624	GLY
10	C24	627	VAL
10	C24	669	GLY
10	C24	729	SER
10	C24	1075	ASP
10	C24	1078	GLY
10	C24	1079	THR
10	C24	1358	ASP
10	C24	1444	GLY
10	C24	1499	ASN
10	C24	1504	ASP
10	C24	1619	PRO
10	C24	1623	ILE
10	C24	1626	GLN
10	C24	1780	ARG
11	A40	29	GLN
11	A40	462	THR
11	A40	471	ASN

*Continued on next page...*

*Continued from previous page...*

Mol	Chain	Res	Type
11	A40	559	VAL
11	A40	783	PHE
12	A	462	THR
12	A	471	ASN
12	A	559	VAL
12	A	783	PHE
13	V	877	VAL
13	V	881	GLY
13	V	883	PRO
13	V	890	ARG
14	W	345	ALA
14	W	424	ALA
10	C	428	GLY
10	C	622	VAL
10	C	624	GLY
10	C	627	VAL
10	C	669	GLY
10	C	729	SER
10	C	1075	ASP
10	C	1078	GLY
10	C	1079	THR
10	C	1358	ASP
10	C	1444	GLY
10	C	1499	ASN
10	C	1504	ASP
10	C	1619	PRO
10	C	1623	ILE
10	C	1626	GLN
10	C	1780	ARG
10	C8	428	GLY
10	C8	669	GLY
10	C8	1075	ASP
10	C8	1078	GLY
10	C8	1079	THR
10	C8	1358	ASP
10	C8	1444	GLY
10	C8	1499	ASN
10	C8	1504	ASP
10	C8	1619	PRO
10	C8	1623	ILE
10	C8	1626	GLN
10	C8	1780	ARG

*Continued on next page...*

*Continued from previous page...*

Mol	Chain	Res	Type
11	A16	29	GLN
11	A16	462	THR
11	A16	471	ASN
11	A16	559	VAL
11	A16	783	PHE
17	F8	70	PRO
17	F	70	PRO
11	A32	29	GLN
11	A32	462	THR
11	A32	471	ASN
11	A32	559	VAL
11	A32	783	PHE
11	A32	795	ALA
17	F24	70	PRO
17	F16	70	PRO
18	B	114	GLY
18	B	414	GLY
18	B	971	ASP
18	B	1116	GLU
18	B	1229	GLY
18	B	1280	ASN
18	B	1289	ASP
18	B	1360	SER
18	B	1363	ALA
18	B	1786	PRO
18	B	1807	PRO
18	B	1808	GLY
18	B8	114	GLY
18	B8	414	GLY
18	B8	971	ASP
18	B8	1116	GLU
18	B8	1229	GLY
18	B8	1280	ASN
18	B8	1289	ASP
18	B8	1360	SER
18	B8	1363	ALA
18	B8	1786	PRO
18	B8	1807	PRO
18	B8	1808	GLY
19	4	92	THR
19	4	187	SER
19	4	295	SER

*Continued on next page...*

*Continued from previous page...*

Mol	Chain	Res	Type
20	E	434	TRP
20	E	440	VAL
19	48	92	THR
19	48	187	SER
19	48	295	SER
20	E8	434	TRP
20	E8	440	VAL
21	H	317	ALA
21	H	319	GLY
21	H	322	LEU
22	I	208	HIS
21	H8	317	ALA
21	H8	319	GLY
21	H8	322	LEU
22	I8	208	HIS
21	H24	317	ALA
21	H24	319	GLY
21	H24	322	LEU
22	I24	208	HIS
21	H16	317	ALA
21	H16	319	GLY
21	H16	322	LEU
22	I16	208	HIS
24	D	218	GLY
24	D	312	ALA
24	D	361	ILE
24	D	368	ASN
24	D	397	ALA
24	D	399	SER
24	D	743	GLU
24	D	1149	VAL
24	D	1152	ALA
24	D	1402	ILE
24	D	1406	SER
24	D8	218	GLY
24	D8	312	ALA
24	D8	361	ILE
24	D8	368	ASN
24	D8	397	ALA
24	D8	399	SER
24	D8	451	SER
24	D8	743	GLU

*Continued on next page...*

*Continued from previous page...*

Mol	Chain	Res	Type
24	D8	1149	VAL
24	D8	1152	ALA
24	D8	1402	ILE
24	D8	1406	SER
24	D16	218	GLY
24	D16	361	ILE
24	D16	368	ASN
24	D16	397	ALA
24	D16	399	SER
24	D16	743	GLU
24	D16	1149	VAL
24	D16	1152	ALA
24	D16	1402	ILE
24	D16	1406	SER
24	D24	218	GLY
24	D24	312	ALA
24	D24	361	ILE
24	D24	368	ASN
24	D24	397	ALA
24	D24	399	SER
24	D24	451	SER
24	D24	743	GLU
24	D24	1149	VAL
24	D24	1152	ALA
24	D24	1402	ILE
24	D24	1406	SER
24	D32	218	GLY
24	D32	361	ILE
24	D32	368	ASN
24	D32	397	ALA
24	D32	399	SER
24	D32	743	GLU
24	D32	1149	VAL
24	D32	1152	ALA
24	D32	1402	ILE
24	D32	1406	SER
24	D40	218	GLY
24	D40	361	ILE
24	D40	368	ASN
24	D40	397	ALA
24	D40	399	SER
24	D40	743	GLU

*Continued on next page...*

*Continued from previous page...*

Mol	Chain	Res	Type
24	D40	1149	VAL
24	D40	1152	ALA
24	D40	1402	ILE
24	D40	1406	SER
10	C32	428	GLY
10	C32	622	VAL
10	C32	624	GLY
10	C32	627	VAL
10	C32	669	GLY
10	C32	729	SER
10	C32	1075	ASP
10	C32	1078	GLY
10	C32	1079	THR
10	C32	1358	ASP
10	C32	1444	GLY
10	C32	1499	ASN
10	C32	1504	ASP
10	C32	1544	GLY
10	C32	1619	PRO
10	C32	1623	ILE
10	C32	1626	GLN
10	C32	1780	ARG
12	A48	462	THR
12	A48	471	ASN
12	A48	559	VAL
12	A48	783	PHE
1	R	46	GLU
1	R	525	GLU
1	R	814	LEU
1	R	1189	PRO
1	R8	46	GLU
1	R8	525	GLU
1	R8	814	LEU
1	R8	1189	PRO
2	M8	343	MET
1	R16	46	GLU
1	R16	525	GLU
1	R16	814	LEU
1	R16	1189	PRO
2	M16	343	MET
4	T	494	VAL
4	T8	494	VAL

*Continued on next page...*

*Continued from previous page...*

Mol	Chain	Res	Type
4	T16	494	VAL
8	L	973	THR
8	L	989	THR
8	L8	973	THR
8	L8	989	THR
8	L16	973	THR
8	L16	989	THR
9	K	726	GLU
9	K	1056	VAL
9	K	1063	GLU
9	K	1064	PRO
9	K	1277	ALA
9	K	1283	PRO
9	K8	726	GLU
9	K8	1056	VAL
9	K8	1063	GLU
9	K8	1064	PRO
9	K8	1277	ALA
9	K8	1283	PRO
9	K16	643	GLY
9	K16	1058	GLU
9	K16	1220	ASN
9	K16	1273	GLU
9	K16	1277	ALA
9	K16	1279	GLU
10	C16	448	LYS
10	C16	716	THR
10	C16	1061	ASN
10	C16	1103	MET
10	C16	1667	LEU
11	A24	242	THR
10	C24	448	LYS
10	C24	716	THR
10	C24	1061	ASN
10	C24	1103	MET
10	C24	1544	GLY
10	C24	1667	LEU
11	A40	242	THR
12	A	242	THR
13	V	818	THR
13	V	880	ARG
14	W	9	GLU

*Continued on next page...*



*Continued from previous page...*

Mol	Chain	Res	Type
14	W	503	LEU
14	W	598	ILE
14	W	702	PRO
15	J	680	LEU
10	C	716	THR
10	C	1061	ASN
10	C	1103	MET
10	C	1667	LEU
10	C8	1061	ASN
10	C8	1103	MET
10	C8	1544	GLY
11	A16	242	THR
17	F8	71	GLU
17	F	71	GLU
11	A32	242	THR
17	F24	71	GLU
17	F16	71	GLU
18	B	250	ASN
18	B	672	THR
18	B	683	ASN
18	B	1228	SER
18	B	1681	GLN
18	B	1800	ARG
18	B	1804	THR
18	B8	250	ASN
18	B8	672	THR
18	B8	683	ASN
18	B8	1228	SER
18	B8	1681	GLN
18	B8	1800	ARG
18	B8	1804	THR
19	4	61	GLU
19	4	73	LEU
19	4	91	PRO
19	4	190	ARG
20	E	437	SER
20	E	438	SER
19	48	61	GLU
19	48	73	LEU
19	48	91	PRO
19	48	190	ARG
20	E8	437	SER

*Continued on next page...*

*Continued from previous page...*

Mol	Chain	Res	Type
20	E8	438	SER
21	H	321	SER
21	H	327	SER
21	H8	321	SER
21	H8	327	SER
21	H24	321	SER
21	H24	327	SER
21	H16	321	SER
21	H16	327	SER
24	D	302	LYS
24	D	366	PHE
24	D	370	ARG
24	D	634	THR
24	D	683	MET
24	D	761	ASN
24	D	766	ALA
24	D	1397	THR
24	D	1401	LEU
24	D8	302	LYS
24	D8	366	PHE
24	D8	370	ARG
24	D8	634	THR
24	D8	683	MET
24	D8	761	ASN
24	D8	766	ALA
24	D8	1397	THR
24	D8	1401	LEU
24	D16	302	LYS
24	D16	312	ALA
24	D16	366	PHE
24	D16	370	ARG
24	D16	634	THR
24	D16	683	MET
24	D16	761	ASN
24	D16	766	ALA
24	D16	1397	THR
24	D16	1401	LEU
24	D24	302	LYS
24	D24	366	PHE
24	D24	370	ARG
24	D24	634	THR
24	D24	683	MET

*Continued on next page...*

*Continued from previous page...*

Mol	Chain	Res	Type
24	D24	761	ASN
24	D24	766	ALA
24	D24	1397	THR
24	D24	1401	LEU
24	D32	302	LYS
24	D32	312	ALA
24	D32	366	PHE
24	D32	370	ARG
24	D32	634	THR
24	D32	683	MET
24	D32	761	ASN
24	D32	766	ALA
24	D32	1397	THR
24	D32	1401	LEU
24	D40	302	LYS
24	D40	312	ALA
24	D40	366	PHE
24	D40	370	ARG
24	D40	634	THR
24	D40	683	MET
24	D40	761	ASN
24	D40	766	ALA
24	D40	1397	THR
24	D40	1401	LEU
10	C32	448	LYS
10	C32	716	THR
10	C32	1061	ASN
10	C32	1103	MET
10	C32	1667	LEU
12	A48	242	THR
1	R	51	VAL
1	R	1209	GLY
2	M	343	MET
1	R8	51	VAL
1	R8	1209	GLY
1	R16	51	VAL
1	R16	1209	GLY
4	T	313	GLN
4	T	318	SER
4	T8	313	GLN
4	T8	318	SER
4	T16	313	GLN

*Continued on next page...*

*Continued from previous page...*

Mol	Chain	Res	Type
4	T16	318	SER
6	O	165	LYS
6	O8	165	LYS
6	O16	165	LYS
8	L	556	ASN
8	L	585	ASN
8	L	859	HIS
8	L	964	ASP
8	L8	556	ASN
8	L8	585	ASN
8	L8	859	HIS
8	L8	964	ASP
8	L16	556	ASN
8	L16	585	ASN
8	L16	859	HIS
8	L16	964	ASP
9	K	1139	ILE
9	K	1234	ARG
9	K8	1139	ILE
9	K8	1234	ARG
9	K16	726	GLU
9	K16	1065	GLU
9	K16	1140	GLN
9	K16	1274	GLY
10	C16	248	LEU
10	C16	447	PHE
10	C16	451	GLU
10	C16	623	VAL
10	C16	849	SER
10	C24	248	LEU
10	C24	447	PHE
10	C24	451	GLU
10	C24	623	VAL
10	C24	849	SER
14	W	11	ALA
14	W	706	LYS
15	J	688	PRO
10	C	248	LEU
10	C	451	GLU
10	C	623	VAL
10	C	849	SER
10	C8	248	LEU

*Continued on next page...*

*Continued from previous page...*

Mol	Chain	Res	Type
10	C8	451	GLU
10	C8	849	SER
18	B	193	LYS
18	B	501	SER
18	B	1113	PRO
18	B	1638	SER
18	B	1787	LYS
18	B	1789	THR
18	B8	193	LYS
18	B8	501	SER
18	B8	1113	PRO
18	B8	1638	SER
18	B8	1787	LYS
18	B8	1789	THR
20	E	446	PRO
20	E8	446	PRO
24	D	248	LYS
24	D	357	SER
24	D	405	GLN
24	D	408	ASP
24	D	768	LYS
24	D	770	GLN
24	D8	248	LYS
24	D8	357	SER
24	D8	405	GLN
24	D8	408	ASP
24	D8	768	LYS
24	D8	770	GLN
24	D16	248	LYS
24	D16	357	SER
24	D16	405	GLN
24	D16	408	ASP
24	D16	768	LYS
24	D16	770	GLN
24	D24	248	LYS
24	D24	357	SER
24	D24	405	GLN
24	D24	408	ASP
24	D24	768	LYS
24	D24	770	GLN
24	D32	248	LYS
24	D32	357	SER

*Continued on next page...*

*Continued from previous page...*

Mol	Chain	Res	Type
24	D32	405	GLN
24	D32	408	ASP
24	D32	768	LYS
24	D32	770	GLN
24	D40	248	LYS
24	D40	357	SER
24	D40	405	GLN
24	D40	408	ASP
24	D40	768	LYS
24	D40	770	GLN
10	C32	248	LEU
10	C32	447	PHE
10	C32	451	GLU
10	C32	623	VAL
10	C32	849	SER
1	R	1207	PRO
2	M	340	GLU
1	R8	1207	PRO
2	M8	340	GLU
1	R16	1207	PRO
2	M16	340	GLU
6	O	278	GLY
6	O8	278	GLY
6	O16	278	GLY
9	K	725	SER
9	K8	725	SER
9	K16	1049	ASP
10	C16	620	PRO
10	C16	1066	SER
10	C16	1071	GLN
10	C24	620	PRO
10	C24	1066	SER
10	C24	1071	GLN
14	W	347	ARG
14	W	364	SER
14	W	600	PRO
10	C	620	PRO
10	C	1066	SER
10	C	1071	GLN
10	C8	620	PRO
10	C8	1066	SER
10	C8	1071	GLN

*Continued on next page...*

*Continued from previous page...*

Mol	Chain	Res	Type
18	B	607	GLU
18	B	678	PRO
18	B	694	GLY
18	B8	607	GLU
18	B8	678	PRO
18	B8	694	GLY
19	4	186	GLY
20	E	339	LYS
20	E	352	PHE
19	48	186	GLY
20	E8	339	LYS
20	E8	352	PHE
24	D	363	PHE
24	D	682	THR
24	D8	363	PHE
24	D8	682	THR
24	D16	363	PHE
24	D16	682	THR
24	D24	363	PHE
24	D24	682	THR
24	D32	363	PHE
24	D32	682	THR
24	D40	363	PHE
24	D40	682	THR
10	C32	620	PRO
10	C32	1066	SER
10	C32	1071	GLN
1	R8	215	ASP
2	M8	353	ILE
1	R16	215	ASP
2	M16	353	ILE
13	V	876	PRO
10	C	625	SER
18	B	855	GLY
18	B8	855	GLY
24	D	1200	ASN
24	D8	1200	ASN
24	D16	1200	ASN
24	D24	1200	ASN
24	D32	1200	ASN
24	D40	1200	ASN
10	C32	625	SER

*Continued on next page...*



*Continued from previous page...*

Mol	Chain	Res	Type
2	M	353	ILE
3	N	54	GLY
3	N8	54	GLY
3	N16	54	GLY
14	W	346	VAL
18	B	1064	ILE
18	B8	1064	ILE
19	4	445	VAL
20	E	447	ILE
19	48	445	VAL
20	E8	447	ILE
5	P	145	ILE
5	P8	145	ILE
5	P16	145	ILE
13	V	834	PRO
17	F	74	ILE
17	F24	74	ILE
18	B	989	ILE
18	B	1669	PRO
18	B8	989	ILE
18	B8	1669	PRO
20	E	344	PRO
20	E	347	PRO
20	E8	344	PRO
20	E8	347	PRO
24	D	61	GLY
24	D	402	GLY
24	D	1326	ILE
24	D8	61	GLY
24	D8	402	GLY
24	D8	1326	ILE
24	D16	61	GLY
24	D16	402	GLY
24	D16	1326	ILE
24	D24	61	GLY
24	D24	402	GLY
24	D24	1326	ILE
24	D32	61	GLY
24	D32	402	GLY
24	D32	1326	ILE
24	D40	61	GLY
24	D40	402	GLY

*Continued on next page...*

*Continued from previous page...*

Mol	Chain	Res	Type
24	D40	1326	ILE
4	T	319	VAL
4	T8	319	VAL
4	T16	319	VAL
9	K	978	GLY
9	K8	978	GLY
10	C16	1053	GLY
11	A24	512	VAL
10	C24	1053	GLY
11	A40	512	VAL
12	A	512	VAL
10	C	1053	GLY
10	C8	1053	GLY
11	A16	512	VAL
17	F8	74	ILE
11	A32	512	VAL
17	F16	74	ILE
18	B	1799	VAL
18	B8	1799	VAL
20	E	210	VAL
20	E8	210	VAL
10	C32	1053	GLY
12	A48	512	VAL
14	W	423	VAL
18	B	1115	VAL
18	B8	1115	VAL
23	J32	734	PRO
23	J8	734	PRO
23	J24	734	PRO
23	J16	734	PRO
5	P	589	GLY
19	4	100	ILE
19	48	100	ILE
20	E8	206	GLY

### 5.3.2 Protein sidechains ⓘ

In the following table, the Percentiles column shows the percent sidechain outliers of the chain as a percentile score with respect to all PDB entries followed by that with respect to all EM entries.

The Analysed column shows the number of residues for which the sidechain conformation was analysed, and the total number of residues.

Mol	Chain	Analysed	Rotameric	Outliers	Percentiles	
1	R	1286/1314 (98%)	1245 (97%)	41 (3%)	34	53
1	R16	1286/1314 (98%)	1247 (97%)	39 (3%)	36	55
1	R8	1286/1314 (98%)	1246 (97%)	40 (3%)	35	54
2	M	619/626 (99%)	598 (97%)	21 (3%)	32	51
2	M16	619/626 (99%)	599 (97%)	20 (3%)	34	53
2	M8	619/626 (99%)	597 (96%)	22 (4%)	30	50
3	N	246/246 (100%)	243 (99%)	3 (1%)	67	78
3	N16	246/246 (100%)	242 (98%)	4 (2%)	58	73
3	N8	246/246 (100%)	244 (99%)	2 (1%)	79	85
4	T	611/611 (100%)	590 (97%)	21 (3%)	32	51
4	T16	611/611 (100%)	596 (98%)	15 (2%)	42	61
4	T8	611/611 (100%)	592 (97%)	19 (3%)	35	54
5	P	622/629 (99%)	603 (97%)	19 (3%)	35	54
5	P16	622/629 (99%)	606 (97%)	16 (3%)	41	59
5	P8	622/629 (99%)	604 (97%)	18 (3%)	37	56
6	O	262/280 (94%)	257 (98%)	5 (2%)	52	69
6	O16	262/280 (94%)	257 (98%)	5 (2%)	52	69
6	O8	262/280 (94%)	257 (98%)	5 (2%)	52	69
7	Q	302/302 (100%)	297 (98%)	5 (2%)	56	72
7	Q16	302/302 (100%)	298 (99%)	4 (1%)	65	77
7	Q8	302/302 (100%)	299 (99%)	3 (1%)	73	82
8	L	859/861 (100%)	853 (99%)	6 (1%)	81	87
8	L16	859/861 (100%)	851 (99%)	8 (1%)	75	83
8	L8	859/861 (100%)	853 (99%)	6 (1%)	81	87
9	K	621/623 (100%)	569 (92%)	52 (8%)	9	27
9	K16	621/623 (100%)	616 (99%)	5 (1%)	79	85
9	K8	621/623 (100%)	570 (92%)	51 (8%)	9	28
10	C	1628/1641 (99%)	1473 (90%)	155 (10%)	7	22
10	C16	1641/1641 (100%)	1488 (91%)	153 (9%)	7	23
10	C24	1641/1641 (100%)	1498 (91%)	143 (9%)	8	25
10	C32	1641/1641 (100%)	1499 (91%)	142 (9%)	8	25
10	C8	1598/1641 (97%)	1451 (91%)	147 (9%)	7	23

Continued on next page...

*Continued from previous page...*

Mol	Chain	Analysed	Rotameric	Outliers	Percentiles	
11	A16	696/730 (95%)	676 (97%)	20 (3%)	37	56
11	A24	696/730 (95%)	678 (97%)	18 (3%)	41	59
11	A32	696/730 (95%)	676 (97%)	20 (3%)	37	56
11	A40	696/730 (95%)	678 (97%)	18 (3%)	41	59
12	A	614/647 (95%)	597 (97%)	17 (3%)	38	57
12	A48	617/647 (95%)	602 (98%)	15 (2%)	44	62
13	V	175/175 (100%)	154 (88%)	21 (12%)	4	16
14	W	693/715 (97%)	665 (96%)	28 (4%)	27	47
15	J	166/166 (100%)	156 (94%)	10 (6%)	16	37
16	A8	59/59 (100%)	55 (93%)	4 (7%)	13	34
17	F	25/25 (100%)	22 (88%)	3 (12%)	4	16
17	F16	25/25 (100%)	22 (88%)	3 (12%)	4	16
17	F24	25/25 (100%)	22 (88%)	3 (12%)	4	16
17	F8	25/25 (100%)	22 (88%)	3 (12%)	4	16
18	B	1759/1759 (100%)	1652 (94%)	107 (6%)	15	37
18	B8	1759/1759 (100%)	1654 (94%)	105 (6%)	16	37
19	4	374/374 (100%)	356 (95%)	18 (5%)	21	43
19	48	374/374 (100%)	355 (95%)	19 (5%)	20	41
20	E	450/450 (100%)	425 (94%)	25 (6%)	17	38
20	E8	450/450 (100%)	423 (94%)	27 (6%)	16	37
21	H	223/223 (100%)	217 (97%)	6 (3%)	40	58
21	H16	223/223 (100%)	220 (99%)	3 (1%)	65	77
21	H24	223/223 (100%)	220 (99%)	3 (1%)	65	77
21	H8	223/223 (100%)	217 (97%)	6 (3%)	40	58
22	I	212/212 (100%)	204 (96%)	8 (4%)	28	49
22	I16	212/212 (100%)	202 (95%)	10 (5%)	22	44
22	I24	212/212 (100%)	202 (95%)	10 (5%)	22	44
22	I8	212/212 (100%)	203 (96%)	9 (4%)	25	46
23	J16	176/176 (100%)	168 (96%)	8 (4%)	23	45
23	J24	176/176 (100%)	168 (96%)	8 (4%)	23	45
23	J32	176/176 (100%)	168 (96%)	8 (4%)	23	45

*Continued on next page...*

*Continued from previous page...*

Mol	Chain	Analysed	Rotameric	Outliers	Percentiles	
23	J8	176/176 (100%)	168 (96%)	8 (4%)	23	45
24	D	1214/1223 (99%)	1201 (99%)	13 (1%)	70	80
24	D16	1214/1223 (99%)	1197 (99%)	17 (1%)	62	75
24	D24	1214/1223 (99%)	1196 (98%)	18 (2%)	60	75
24	D32	1214/1223 (99%)	1197 (99%)	17 (1%)	62	75
24	D40	1214/1223 (99%)	1197 (99%)	17 (1%)	62	75
24	D8	1214/1223 (99%)	1201 (99%)	13 (1%)	70	80
All	All	44535/45058 (99%)	42674 (96%)	1861 (4%)	27	46

All (1861) residues with a non-rotameric sidechain are listed below:

Mol	Chain	Res	Type
1	R	43	ASN
1	R	69	SER
1	R	223	THR
1	R	359	THR
1	R	393	SER
1	R	395	HIS
1	R	396	ASP
1	R	440	LEU
1	R	448	ASP
1	R	466	LEU
1	R	481	HIS
1	R	499	GLU
1	R	522	PHE
1	R	538	HIS
1	R	541	LEU
1	R	548	VAL
1	R	554	GLU
1	R	563	THR
1	R	608	THR
1	R	613	THR
1	R	627	LEU
1	R	638	ILE
1	R	680	GLU
1	R	722	VAL
1	R	793	PHE
1	R	800	LEU
1	R	855	LEU
1	R	964	THR

*Continued on next page...*

*Continued from previous page...*

Mol	Chain	Res	Type
1	R	1011	THR
1	R	1131	MET
1	R	1144	CYS
1	R	1185	THR
1	R	1186	THR
1	R	1188	TYR
1	R	1201	LEU
1	R	1244	LEU
1	R	1324	ASP
1	R	1329	LEU
1	R	1462	GLU
1	R	1475	LEU
1	R	1494	THR
2	M	164	HIS
2	M	206	SER
2	M	328	THR
2	M	331	LEU
2	M	332	MET
2	M	344	GLN
2	M	355	THR
2	M	448	ASP
2	M	505	LEU
2	M	507	LEU
2	M	755	THR
2	M	756	MET
2	M	759	LEU
2	M	762	LEU
2	M	764	SER
2	M	776	LEU
2	M	778	GLU
2	M	815	SER
2	M	846	LEU
2	M	849	LEU
2	M	854	THR
3	N	1	MET
3	N	167	LEU
3	N	170	SER
1	R8	55	LEU
1	R8	223	THR
1	R8	359	THR
1	R8	393	SER
1	R8	395	HIS

*Continued on next page...*

*Continued from previous page...*

Mol	Chain	Res	Type
1	R8	396	ASP
1	R8	440	LEU
1	R8	448	ASP
1	R8	466	LEU
1	R8	481	HIS
1	R8	499	GLU
1	R8	522	PHE
1	R8	538	HIS
1	R8	541	LEU
1	R8	548	VAL
1	R8	554	GLU
1	R8	563	THR
1	R8	608	THR
1	R8	613	THR
1	R8	627	LEU
1	R8	638	ILE
1	R8	680	GLU
1	R8	722	VAL
1	R8	793	PHE
1	R8	800	LEU
1	R8	855	LEU
1	R8	964	THR
1	R8	1011	THR
1	R8	1131	MET
1	R8	1144	CYS
1	R8	1185	THR
1	R8	1186	THR
1	R8	1188	TYR
1	R8	1201	LEU
1	R8	1244	LEU
1	R8	1324	ASP
1	R8	1329	LEU
1	R8	1462	GLU
1	R8	1475	LEU
1	R8	1494	THR
2	M8	164	HIS
2	M8	206	SER
2	M8	328	THR
2	M8	331	LEU
2	M8	332	MET
2	M8	344	GLN
2	M8	355	THR

*Continued on next page...*



*Continued from previous page...*

Mol	Chain	Res	Type
2	M8	448	ASP
2	M8	505	LEU
2	M8	507	LEU
2	M8	627	TYR
2	M8	755	THR
2	M8	756	MET
2	M8	759	LEU
2	M8	762	LEU
2	M8	764	SER
2	M8	776	LEU
2	M8	778	GLU
2	M8	815	SER
2	M8	846	LEU
2	M8	849	LEU
2	M8	854	THR
3	N8	167	LEU
3	N8	170	SER
1	R16	43	ASN
1	R16	69	SER
1	R16	132	LEU
1	R16	223	THR
1	R16	359	THR
1	R16	393	SER
1	R16	395	HIS
1	R16	396	ASP
1	R16	440	LEU
1	R16	448	ASP
1	R16	466	LEU
1	R16	481	HIS
1	R16	522	PHE
1	R16	538	HIS
1	R16	541	LEU
1	R16	548	VAL
1	R16	554	GLU
1	R16	563	THR
1	R16	613	THR
1	R16	627	LEU
1	R16	677	ASN
1	R16	722	VAL
1	R16	793	PHE
1	R16	855	LEU
1	R16	964	THR

*Continued on next page...*

*Continued from previous page...*

Mol	Chain	Res	Type
1	R16	1011	THR
1	R16	1131	MET
1	R16	1144	CYS
1	R16	1156	GLU
1	R16	1185	THR
1	R16	1186	THR
1	R16	1188	TYR
1	R16	1201	LEU
1	R16	1324	ASP
1	R16	1329	LEU
1	R16	1347	HIS
1	R16	1462	GLU
1	R16	1475	LEU
1	R16	1494	THR
2	M16	164	HIS
2	M16	206	SER
2	M16	328	THR
2	M16	332	MET
2	M16	355	THR
2	M16	448	ASP
2	M16	505	LEU
2	M16	507	LEU
2	M16	627	TYR
2	M16	755	THR
2	M16	756	MET
2	M16	759	LEU
2	M16	761	PRO
2	M16	764	SER
2	M16	776	LEU
2	M16	778	GLU
2	M16	815	SER
2	M16	846	LEU
2	M16	849	LEU
2	M16	854	THR
3	N16	1	MET
3	N16	7	GLU
3	N16	167	LEU
3	N16	170	SER
4	T	1	MET
4	T	2	ASP
4	T	20	THR
4	T	45	CYS

*Continued on next page...*

*Continued from previous page...*

Mol	Chain	Res	Type
4	T	56	THR
4	T	69	VAL
4	T	105	LEU
4	T	121	HIS
4	T	129	ASP
4	T	198	THR
4	T	199	LEU
4	T	268	ILE
4	T	312	ASP
4	T	418	THR
4	T	494	VAL
4	T	541	LYS
4	T	553	THR
4	T	582	ASN
4	T	647	MET
4	T	656	TRP
4	T	660	LEU
4	T8	20	THR
4	T8	45	CYS
4	T8	56	THR
4	T8	69	VAL
4	T8	105	LEU
4	T8	121	HIS
4	T8	129	ASP
4	T8	198	THR
4	T8	199	LEU
4	T8	268	ILE
4	T8	312	ASP
4	T8	418	THR
4	T8	494	VAL
4	T8	541	LYS
4	T8	553	THR
4	T8	582	ASN
4	T8	647	MET
4	T8	656	TRP
4	T8	660	LEU
4	T16	45	CYS
4	T16	56	THR
4	T16	105	LEU
4	T16	121	HIS
4	T16	129	ASP
4	T16	198	THR

*Continued on next page...*

*Continued from previous page...*

Mol	Chain	Res	Type
4	T16	268	ILE
4	T16	312	ASP
4	T16	418	THR
4	T16	541	LYS
4	T16	553	THR
4	T16	582	ASN
4	T16	647	MET
4	T16	656	TRP
4	T16	660	LEU
5	P	1	MET
5	P	8	SER
5	P	22	THR
5	P	25	LEU
5	P	62	ASP
5	P	144	THR
5	P	151	LEU
5	P	153	GLU
5	P	188	LEU
5	P	221	LEU
5	P	261	LEU
5	P	264	LEU
5	P	393	VAL
5	P	590	SER
5	P	598	LEU
5	P	611	LEU
5	P	620	ILE
5	P	678	LEU
5	P	689	GLU
6	O	29	LEU
6	O	38	SER
6	O	133	LEU
6	O	162	THR
6	O	163	LEU
7	Q	1	MET
7	Q	2	GLU
7	Q	29	SER
7	Q	221	TRP
7	Q	227	SER
5	P8	1	MET
5	P8	22	THR
5	P8	25	LEU
5	P8	62	ASP

*Continued on next page...*

*Continued from previous page...*

Mol	Chain	Res	Type
5	P8	144	THR
5	P8	151	LEU
5	P8	153	GLU
5	P8	188	LEU
5	P8	221	LEU
5	P8	261	LEU
5	P8	264	LEU
5	P8	393	VAL
5	P8	590	SER
5	P8	598	LEU
5	P8	611	LEU
5	P8	620	ILE
5	P8	678	LEU
5	P8	689	GLU
6	O8	29	LEU
6	O8	38	SER
6	O8	133	LEU
6	O8	162	THR
6	O8	163	LEU
7	Q8	29	SER
7	Q8	221	TRP
7	Q8	227	SER
5	P16	22	THR
5	P16	25	LEU
5	P16	62	ASP
5	P16	77	SER
5	P16	144	THR
5	P16	151	LEU
5	P16	221	LEU
5	P16	261	LEU
5	P16	264	LEU
5	P16	590	SER
5	P16	611	LEU
5	P16	620	ILE
5	P16	663	LEU
5	P16	678	LEU
5	P16	689	GLU
5	P16	712	PHE
6	O16	3	LYS
6	O16	29	LEU
6	O16	38	SER
6	O16	162	THR

*Continued on next page...*

*Continued from previous page...*

Mol	Chain	Res	Type
6	O16	163	LEU
7	Q16	29	SER
7	Q16	221	TRP
7	Q16	227	SER
7	Q16	335	SER
8	L	474	THR
8	L	553	ASP
8	L	655	MET
8	L	754	VAL
8	L	890	THR
8	L	968	THR
8	L8	474	THR
8	L8	553	ASP
8	L8	655	MET
8	L8	754	VAL
8	L8	890	THR
8	L8	968	THR
8	L16	264	SER
8	L16	474	THR
8	L16	553	ASP
8	L16	655	MET
8	L16	754	VAL
8	L16	890	THR
8	L16	968	THR
8	L16	1068	PHE
9	K	609	SER
9	K	629	SER
9	K	641	THR
9	K	703	LEU
9	K	709	MET
9	K	748	THR
9	K	752	MET
9	K	788	LEU
9	K	790	THR
9	K	831	SER
9	K	833	THR
9	K	842	ILE
9	K	847	LEU
9	K	850	LEU
9	K	857	ASP
9	K	883	THR
9	K	887	LEU

*Continued on next page...*

*Continued from previous page...*

Mol	Chain	Res	Type
9	K	896	LEU
9	K	897	LEU
9	K	902	THR
9	K	910	SER
9	K	922	GLU
9	K	945	LEU
9	K	957	ILE
9	K	970	LEU
9	K	1005	LEU
9	K	1014	LEU
9	K	1026	LEU
9	K	1040	THR
9	K	1043	THR
9	K	1044	LEU
9	K	1060	THR
9	K	1104	LEU
9	K	1106	LEU
9	K	1107	LEU
9	K	1109	LEU
9	K	1114	THR
9	K	1117	LEU
9	K	1126	LEU
9	K	1132	LEU
9	K	1161	GLU
9	K	1166	LEU
9	K	1188	THR
9	K	1197	THR
9	K	1198	LEU
9	K	1199	GLN
9	K	1230	LEU
9	K	1232	LEU
9	K	1242	SER
9	K	1260	LEU
9	K	1263	THR
9	K	1269	CYS
9	K8	609	SER
9	K8	629	SER
9	K8	641	THR
9	K8	703	LEU
9	K8	709	MET
9	K8	748	THR
9	K8	752	MET

*Continued on next page...*



*Continued from previous page...*

Mol	Chain	Res	Type
9	K8	788	LEU
9	K8	790	THR
9	K8	831	SER
9	K8	833	THR
9	K8	842	ILE
9	K8	847	LEU
9	K8	850	LEU
9	K8	857	ASP
9	K8	883	THR
9	K8	887	LEU
9	K8	896	LEU
9	K8	897	LEU
9	K8	910	SER
9	K8	922	GLU
9	K8	945	LEU
9	K8	957	ILE
9	K8	970	LEU
9	K8	1005	LEU
9	K8	1014	LEU
9	K8	1026	LEU
9	K8	1040	THR
9	K8	1043	THR
9	K8	1044	LEU
9	K8	1060	THR
9	K8	1104	LEU
9	K8	1106	LEU
9	K8	1107	LEU
9	K8	1109	LEU
9	K8	1114	THR
9	K8	1117	LEU
9	K8	1126	LEU
9	K8	1132	LEU
9	K8	1161	GLU
9	K8	1166	LEU
9	K8	1188	THR
9	K8	1197	THR
9	K8	1198	LEU
9	K8	1199	GLN
9	K8	1230	LEU
9	K8	1232	LEU
9	K8	1242	SER
9	K8	1260	LEU

*Continued on next page...*

*Continued from previous page...*

Mol	Chain	Res	Type
9	K8	1263	THR
9	K8	1269	CYS
9	K16	792	LEU
9	K16	930	THR
9	K16	1166	LEU
9	K16	1240	SER
9	K16	1281	SER
10	C16	14	SER
10	C16	22	THR
10	C16	24	THR
10	C16	28	GLU
10	C16	57	VAL
10	C16	58	GLN
10	C16	61	GLU
10	C16	65	PRO
10	C16	67	SER
10	C16	73	ASP
10	C16	74	ASP
10	C16	86	GLU
10	C16	89	LEU
10	C16	95	VAL
10	C16	105	TRP
10	C16	124	TYR
10	C16	156	GLN
10	C16	179	ASN
10	C16	180	ARG
10	C16	184	THR
10	C16	202	LEU
10	C16	248	LEU
10	C16	249	THR
10	C16	279	LEU
10	C16	280	SER
10	C16	284	SER
10	C16	294	THR
10	C16	303	SER
10	C16	308	THR
10	C16	313	ILE
10	C16	334	MET
10	C16	339	THR
10	C16	342	THR
10	C16	343	THR
10	C16	345	MET

*Continued on next page...*

*Continued from previous page...*

Mol	Chain	Res	Type
10	C16	365	LEU
10	C16	379	GLU
10	C16	389	LEU
10	C16	415	SER
10	C16	422	THR
10	C16	423	SER
10	C16	424	ASP
10	C16	426	LEU
10	C16	427	ASP
10	C16	432	THR
10	C16	447	PHE
10	C16	450	PRO
10	C16	454	SER
10	C16	459	LEU
10	C16	461	THR
10	C16	485	THR
10	C16	499	LEU
10	C16	516	CYS
10	C16	528	LEU
10	C16	530	THR
10	C16	555	LYS
10	C16	563	THR
10	C16	572	ILE
10	C16	605	GLU
10	C16	619	LEU
10	C16	625	SER
10	C16	634	SER
10	C16	639	MET
10	C16	670	GLU
10	C16	672	ASP
10	C16	685	CYS
10	C16	703	SER
10	C16	716	THR
10	C16	721	PHE
10	C16	724	SER
10	C16	725	LEU
10	C16	727	THR
10	C16	728	SER
10	C16	730	LEU
10	C16	732	THR
10	C16	734	LEU
10	C16	749	LEU

*Continued on next page...*

*Continued from previous page...*

Mol	Chain	Res	Type
10	C16	753	LEU
10	C16	764	ILE
10	C16	798	VAL
10	C16	805	LEU
10	C16	814	SER
10	C16	827	VAL
10	C16	849	SER
10	C16	851	LEU
10	C16	866	SER
10	C16	879	LEU
10	C16	911	ILE
10	C16	984	SER
10	C16	994	LEU
10	C16	996	THR
10	C16	1006	SER
10	C16	1036	SER
10	C16	1041	LEU
10	C16	1049	SER
10	C16	1050	HIS
10	C16	1057	THR
10	C16	1068	THR
10	C16	1079	THR
10	C16	1081	SER
10	C16	1083	SER
10	C16	1085	SER
10	C16	1105	LEU
10	C16	1112	LEU
10	C16	1117	LEU
10	C16	1127	THR
10	C16	1132	SER
10	C16	1157	LEU
10	C16	1158	HIS
10	C16	1163	LEU
10	C16	1166	SER
10	C16	1173	LEU
10	C16	1208	SER
10	C16	1219	ILE
10	C16	1240	SER
10	C16	1275	LEU
10	C16	1277	SER
10	C16	1283	LEU
10	C16	1293	THR

*Continued on next page...*

*Continued from previous page...*

Mol	Chain	Res	Type
10	C16	1309	ARG
10	C16	1341	THR
10	C16	1358	ASP
10	C16	1363	ASP
10	C16	1385	LEU
10	C16	1393	SER
10	C16	1445	THR
10	C16	1447	LEU
10	C16	1448	LEU
10	C16	1504	ASP
10	C16	1505	MET
10	C16	1507	LEU
10	C16	1538	THR
10	C16	1560	GLN
10	C16	1614	LEU
10	C16	1622	SER
10	C16	1624	LEU
10	C16	1628	SER
10	C16	1657	SER
10	C16	1658	ASP
10	C16	1661	LEU
10	C16	1665	THR
10	C16	1667	LEU
10	C16	1673	LEU
10	C16	1674	LEU
10	C16	1695	LEU
10	C16	1703	ILE
10	C16	1754	LEU
10	C16	1772	ASP
10	C16	1791	GLN
10	C16	1794	THR
10	C16	1827	THR
10	C16	1828	THR
10	C16	1832	MET
11	A24	27	SER
11	A24	52	LEU
11	A24	58	SER
11	A24	106	GLN
11	A24	156	MET
11	A24	160	THR
11	A24	242	THR
11	A24	309	VAL

*Continued on next page...*

*Continued from previous page...*

Mol	Chain	Res	Type
11	A24	333	SER
11	A24	334	THR
11	A24	438	ARG
11	A24	443	LEU
11	A24	466	SER
11	A24	467	SER
11	A24	524	GLU
11	A24	585	MET
11	A24	760	LEU
11	A24	835	SER
10	C24	8	VAL
10	C24	71	SER
10	C24	89	LEU
10	C24	98	LEU
10	C24	105	TRP
10	C24	124	TYR
10	C24	156	GLN
10	C24	179	ASN
10	C24	180	ARG
10	C24	184	THR
10	C24	202	LEU
10	C24	248	LEU
10	C24	249	THR
10	C24	279	LEU
10	C24	280	SER
10	C24	284	SER
10	C24	294	THR
10	C24	303	SER
10	C24	308	THR
10	C24	313	ILE
10	C24	334	MET
10	C24	339	THR
10	C24	342	THR
10	C24	343	THR
10	C24	345	MET
10	C24	365	LEU
10	C24	379	GLU
10	C24	389	LEU
10	C24	415	SER
10	C24	422	THR
10	C24	423	SER
10	C24	424	ASP

*Continued on next page...*

*Continued from previous page...*

Mol	Chain	Res	Type
10	C24	426	LEU
10	C24	427	ASP
10	C24	432	THR
10	C24	447	PHE
10	C24	450	PRO
10	C24	454	SER
10	C24	459	LEU
10	C24	461	THR
10	C24	485	THR
10	C24	499	LEU
10	C24	516	CYS
10	C24	528	LEU
10	C24	530	THR
10	C24	555	LYS
10	C24	563	THR
10	C24	572	ILE
10	C24	605	GLU
10	C24	619	LEU
10	C24	625	SER
10	C24	634	SER
10	C24	639	MET
10	C24	670	GLU
10	C24	672	ASP
10	C24	685	CYS
10	C24	703	SER
10	C24	716	THR
10	C24	721	PHE
10	C24	724	SER
10	C24	725	LEU
10	C24	727	THR
10	C24	728	SER
10	C24	730	LEU
10	C24	732	THR
10	C24	734	LEU
10	C24	749	LEU
10	C24	753	LEU
10	C24	764	ILE
10	C24	798	VAL
10	C24	805	LEU
10	C24	814	SER
10	C24	827	VAL
10	C24	849	SER

*Continued on next page...*



*Continued from previous page...*

Mol	Chain	Res	Type
10	C24	851	LEU
10	C24	866	SER
10	C24	879	LEU
10	C24	911	ILE
10	C24	984	SER
10	C24	994	LEU
10	C24	996	THR
10	C24	1006	SER
10	C24	1036	SER
10	C24	1041	LEU
10	C24	1049	SER
10	C24	1050	HIS
10	C24	1057	THR
10	C24	1068	THR
10	C24	1079	THR
10	C24	1081	SER
10	C24	1083	SER
10	C24	1085	SER
10	C24	1105	LEU
10	C24	1112	LEU
10	C24	1117	LEU
10	C24	1127	THR
10	C24	1132	SER
10	C24	1157	LEU
10	C24	1158	HIS
10	C24	1163	LEU
10	C24	1166	SER
10	C24	1173	LEU
10	C24	1208	SER
10	C24	1219	ILE
10	C24	1240	SER
10	C24	1275	LEU
10	C24	1277	SER
10	C24	1283	LEU
10	C24	1293	THR
10	C24	1309	ARG
10	C24	1341	THR
10	C24	1358	ASP
10	C24	1363	ASP
10	C24	1385	LEU
10	C24	1393	SER
10	C24	1445	THR

*Continued on next page...*

*Continued from previous page...*

Mol	Chain	Res	Type
10	C24	1447	LEU
10	C24	1448	LEU
10	C24	1504	ASP
10	C24	1505	MET
10	C24	1507	LEU
10	C24	1538	THR
10	C24	1560	GLN
10	C24	1614	LEU
10	C24	1622	SER
10	C24	1624	LEU
10	C24	1628	SER
10	C24	1657	SER
10	C24	1658	ASP
10	C24	1661	LEU
10	C24	1665	THR
10	C24	1667	LEU
10	C24	1673	LEU
10	C24	1674	LEU
10	C24	1695	LEU
10	C24	1703	ILE
10	C24	1754	LEU
10	C24	1772	ASP
10	C24	1791	GLN
10	C24	1794	THR
10	C24	1827	THR
10	C24	1828	THR
10	C24	1832	MET
11	A40	27	SER
11	A40	52	LEU
11	A40	58	SER
11	A40	106	GLN
11	A40	156	MET
11	A40	160	THR
11	A40	242	THR
11	A40	309	VAL
11	A40	333	SER
11	A40	334	THR
11	A40	438	ARG
11	A40	443	LEU
11	A40	466	SER
11	A40	467	SER
11	A40	524	GLU

*Continued on next page...*

*Continued from previous page...*

Mol	Chain	Res	Type
11	A40	585	MET
11	A40	760	LEU
11	A40	835	SER
12	A	102	GLU
12	A	106	GLN
12	A	156	MET
12	A	160	THR
12	A	242	THR
12	A	309	VAL
12	A	333	SER
12	A	334	THR
12	A	438	ARG
12	A	443	LEU
12	A	466	SER
12	A	467	SER
12	A	524	GLU
12	A	557	LEU
12	A	585	MET
12	A	760	LEU
12	A	835	SER
13	V	732	SER
13	V	743	THR
13	V	744	LEU
13	V	757	SER
13	V	762	LEU
13	V	782	THR
13	V	797	LEU
13	V	798	LEU
13	V	805	LEU
13	V	812	GLU
13	V	818	THR
13	V	826	LEU
13	V	832	LEU
13	V	846	LEU
13	V	854	LEU
13	V	882	VAL
13	V	889	SER
13	V	895	LEU
13	V	898	LEU
13	V	901	THR
13	V	921	THR
14	W	8	THR

*Continued on next page...*

*Continued from previous page...*

Mol	Chain	Res	Type
14	W	19	THR
14	W	38	LEU
14	W	306	THR
14	W	421	LEU
14	W	428	LEU
14	W	584	CYS
14	W	590	LEU
14	W	608	SER
14	W	609	THR
14	W	615	GLU
14	W	620	LEU
14	W	621	LEU
14	W	626	LEU
14	W	633	GLU
14	W	649	LEU
14	W	667	ILE
14	W	677	LEU
14	W	692	GLU
14	W	709	LEU
14	W	753	THR
14	W	768	LEU
14	W	777	LEU
14	W	781	LEU
14	W	784	LEU
14	W	787	MET
14	W	790	ASP
14	W	802	LEU
15	J	595	THR
15	J	605	LEU
15	J	617	LEU
15	J	635	LEU
15	J	648	TYR
15	J	687	SER
15	J	689	LEU
15	J	711	GLU
15	J	714	SER
15	J	722	LEU
10	C	8	VAL
10	C	28	GLU
10	C	39	SER
10	C	71	SER
10	C	89	LEU

*Continued on next page...*

*Continued from previous page...*

Mol	Chain	Res	Type
10	C	98	LEU
10	C	111	ASP
10	C	122	LEU
10	C	132	SER
10	C	158	LEU
10	C	169	GLN
10	C	173	THR
10	C	184	THR
10	C	195	LEU
10	C	202	LEU
10	C	248	LEU
10	C	249	THR
10	C	279	LEU
10	C	280	SER
10	C	284	SER
10	C	294	THR
10	C	303	SER
10	C	305	SER
10	C	308	THR
10	C	313	ILE
10	C	334	MET
10	C	339	THR
10	C	342	THR
10	C	343	THR
10	C	345	MET
10	C	365	LEU
10	C	389	LEU
10	C	415	SER
10	C	422	THR
10	C	423	SER
10	C	424	ASP
10	C	426	LEU
10	C	427	ASP
10	C	432	THR
10	C	454	SER
10	C	459	LEU
10	C	461	THR
10	C	485	THR
10	C	499	LEU
10	C	503	THR
10	C	516	CYS
10	C	528	LEU

*Continued on next page...*

*Continued from previous page...*

Mol	Chain	Res	Type
10	C	530	THR
10	C	535	MET
10	C	555	LYS
10	C	563	THR
10	C	572	ILE
10	C	605	GLU
10	C	619	LEU
10	C	625	SER
10	C	634	SER
10	C	639	MET
10	C	672	ASP
10	C	685	CYS
10	C	696	GLN
10	C	703	SER
10	C	709	GLU
10	C	716	THR
10	C	718	HIS
10	C	724	SER
10	C	725	LEU
10	C	727	THR
10	C	728	SER
10	C	730	LEU
10	C	732	THR
10	C	734	LEU
10	C	749	LEU
10	C	753	LEU
10	C	754	MET
10	C	764	ILE
10	C	798	VAL
10	C	805	LEU
10	C	812	ILE
10	C	814	SER
10	C	827	VAL
10	C	849	SER
10	C	851	LEU
10	C	866	SER
10	C	867	LEU
10	C	879	LEU
10	C	911	ILE
10	C	984	SER
10	C	994	LEU
10	C	996	THR

*Continued on next page...*

*Continued from previous page...*

Mol	Chain	Res	Type
10	C	1002	LEU
10	C	1006	SER
10	C	1036	SER
10	C	1041	LEU
10	C	1049	SER
10	C	1050	HIS
10	C	1057	THR
10	C	1068	THR
10	C	1079	THR
10	C	1081	SER
10	C	1083	SER
10	C	1105	LEU
10	C	1112	LEU
10	C	1117	LEU
10	C	1127	THR
10	C	1132	SER
10	C	1157	LEU
10	C	1158	HIS
10	C	1163	LEU
10	C	1166	SER
10	C	1173	LEU
10	C	1178	GLU
10	C	1208	SER
10	C	1219	ILE
10	C	1240	SER
10	C	1247	LEU
10	C	1275	LEU
10	C	1277	SER
10	C	1283	LEU
10	C	1293	THR
10	C	1309	ARG
10	C	1341	THR
10	C	1363	ASP
10	C	1385	LEU
10	C	1387	LEU
10	C	1393	SER
10	C	1445	THR
10	C	1447	LEU
10	C	1448	LEU
10	C	1485	LEU
10	C	1504	ASP
10	C	1505	MET

*Continued on next page...*



*Continued from previous page...*

Mol	Chain	Res	Type
10	C	1507	LEU
10	C	1560	GLN
10	C	1614	LEU
10	C	1622	SER
10	C	1624	LEU
10	C	1628	SER
10	C	1657	SER
10	C	1658	ASP
10	C	1661	LEU
10	C	1665	THR
10	C	1667	LEU
10	C	1673	LEU
10	C	1674	LEU
10	C	1686	LEU
10	C	1695	LEU
10	C	1703	ILE
10	C	1754	LEU
10	C	1772	ASP
10	C	1790	GLN
10	C	1791	GLN
10	C	1794	THR
10	C	1827	THR
10	C	1828	THR
10	C	1832	MET
10	C8	12	HIS
10	C8	14	SER
10	C8	27	ILE
10	C8	49	PRO
10	C8	51	PRO
10	C8	66	ASP
10	C8	67	SER
10	C8	79	ILE
10	C8	111	ASP
10	C8	122	LEU
10	C8	132	SER
10	C8	158	LEU
10	C8	169	GLN
10	C8	173	THR
10	C8	184	THR
10	C8	195	LEU
10	C8	202	LEU
10	C8	248	LEU

*Continued on next page...*

*Continued from previous page...*

Mol	Chain	Res	Type
10	C8	249	THR
10	C8	279	LEU
10	C8	280	SER
10	C8	284	SER
10	C8	294	THR
10	C8	303	SER
10	C8	305	SER
10	C8	308	THR
10	C8	313	ILE
10	C8	334	MET
10	C8	339	THR
10	C8	342	THR
10	C8	343	THR
10	C8	345	MET
10	C8	365	LEU
10	C8	389	LEU
10	C8	415	SER
10	C8	422	THR
10	C8	423	SER
10	C8	424	ASP
10	C8	426	LEU
10	C8	427	ASP
10	C8	432	THR
10	C8	454	SER
10	C8	459	LEU
10	C8	461	THR
10	C8	485	THR
10	C8	499	LEU
10	C8	503	THR
10	C8	516	CYS
10	C8	528	LEU
10	C8	530	THR
10	C8	535	MET
10	C8	555	LYS
10	C8	563	THR
10	C8	572	ILE
10	C8	605	GLU
10	C8	619	LEU
10	C8	639	MET
10	C8	672	ASP
10	C8	685	CYS
10	C8	696	GLN

*Continued on next page...*

*Continued from previous page...*

Mol	Chain	Res	Type
10	C8	703	SER
10	C8	709	GLU
10	C8	730	LEU
10	C8	732	THR
10	C8	734	LEU
10	C8	749	LEU
10	C8	753	LEU
10	C8	754	MET
10	C8	764	ILE
10	C8	798	VAL
10	C8	805	LEU
10	C8	812	ILE
10	C8	814	SER
10	C8	827	VAL
10	C8	849	SER
10	C8	851	LEU
10	C8	866	SER
10	C8	867	LEU
10	C8	879	LEU
10	C8	911	ILE
10	C8	984	SER
10	C8	994	LEU
10	C8	996	THR
10	C8	1002	LEU
10	C8	1006	SER
10	C8	1036	SER
10	C8	1041	LEU
10	C8	1049	SER
10	C8	1050	HIS
10	C8	1057	THR
10	C8	1068	THR
10	C8	1079	THR
10	C8	1081	SER
10	C8	1083	SER
10	C8	1105	LEU
10	C8	1112	LEU
10	C8	1117	LEU
10	C8	1127	THR
10	C8	1132	SER
10	C8	1157	LEU
10	C8	1158	HIS
10	C8	1163	LEU

*Continued on next page...*

*Continued from previous page...*

Mol	Chain	Res	Type
10	C8	1166	SER
10	C8	1173	LEU
10	C8	1178	GLU
10	C8	1208	SER
10	C8	1219	ILE
10	C8	1240	SER
10	C8	1247	LEU
10	C8	1275	LEU
10	C8	1277	SER
10	C8	1283	LEU
10	C8	1293	THR
10	C8	1309	ARG
10	C8	1341	THR
10	C8	1363	ASP
10	C8	1385	LEU
10	C8	1387	LEU
10	C8	1393	SER
10	C8	1445	THR
10	C8	1447	LEU
10	C8	1448	LEU
10	C8	1485	LEU
10	C8	1504	ASP
10	C8	1505	MET
10	C8	1507	LEU
10	C8	1538	THR
10	C8	1560	GLN
10	C8	1614	LEU
10	C8	1622	SER
10	C8	1624	LEU
10	C8	1628	SER
10	C8	1657	SER
10	C8	1673	LEU
10	C8	1674	LEU
10	C8	1686	LEU
10	C8	1695	LEU
10	C8	1703	ILE
10	C8	1754	LEU
10	C8	1772	ASP
10	C8	1790	GLN
10	C8	1791	GLN
10	C8	1794	THR
10	C8	1800	LEU

*Continued on next page...*

*Continued from previous page...*

Mol	Chain	Res	Type
10	C8	1827	THR
10	C8	1828	THR
10	C8	1832	MET
16	A8	102	GLU
16	A8	106	GLN
16	A8	156	MET
16	A8	160	THR
11	A16	27	SER
11	A16	52	LEU
11	A16	58	SER
11	A16	102	GLU
11	A16	111	MET
11	A16	115	SER
11	A16	158	PRO
11	A16	160	THR
11	A16	242	THR
11	A16	309	VAL
11	A16	333	SER
11	A16	334	THR
11	A16	438	ARG
11	A16	443	LEU
11	A16	466	SER
11	A16	467	SER
11	A16	524	GLU
11	A16	585	MET
11	A16	760	LEU
11	A16	835	SER
17	F8	72	SER
17	F8	78	SER
17	F8	80	SER
17	F	72	SER
17	F	78	SER
17	F	80	SER
11	A32	27	SER
11	A32	52	LEU
11	A32	58	SER
11	A32	102	GLU
11	A32	111	MET
11	A32	115	SER
11	A32	158	PRO
11	A32	160	THR
11	A32	242	THR

*Continued on next page...*

*Continued from previous page...*

Mol	Chain	Res	Type
11	A32	309	VAL
11	A32	333	SER
11	A32	334	THR
11	A32	438	ARG
11	A32	443	LEU
11	A32	466	SER
11	A32	467	SER
11	A32	524	GLU
11	A32	585	MET
11	A32	760	LEU
11	A32	835	SER
17	F24	72	SER
17	F24	78	SER
17	F24	80	SER
17	F16	72	SER
17	F16	78	SER
17	F16	80	SER
18	B	32	LEU
18	B	58	SER
18	B	69	LEU
18	B	77	LEU
18	B	104	LEU
18	B	112	GLU
18	B	115	THR
18	B	116	THR
18	B	123	LEU
18	B	124	THR
18	B	134	GLN
18	B	188	SER
18	B	191	PHE
18	B	199	LEU
18	B	256	VAL
18	B	271	LEU
18	B	303	ILE
18	B	347	SER
18	B	353	ILE
18	B	380	LEU
18	B	411	LEU
18	B	491	VAL
18	B	509	SER
18	B	511	LEU
18	B	515	SER

*Continued on next page...*

*Continued from previous page...*

Mol	Chain	Res	Type
18	B	518	LEU
18	B	526	LEU
18	B	541	SER
18	B	553	LEU
18	B	602	PHE
18	B	614	MET
18	B	671	MET
18	B	686	LEU
18	B	691	SER
18	B	748	SER
18	B	756	HIS
18	B	789	LEU
18	B	818	SER
18	B	856	LEU
18	B	982	SER
18	B	994	CYS
18	B	998	LEU
18	B	999	LEU
18	B	1010	THR
18	B	1021	LEU
18	B	1068	THR
18	B	1114	CYS
18	B	1120	THR
18	B	1130	LEU
18	B	1131	THR
18	B	1133	THR
18	B	1136	SER
18	B	1160	SER
18	B	1161	LEU
18	B	1186	LEU
18	B	1208	THR
18	B	1209	LEU
18	B	1219	LEU
18	B	1233	LEU
18	B	1249	LEU
18	B	1256	THR
18	B	1264	GLN
18	B	1285	MET
18	B	1287	LEU
18	B	1333	LEU
18	B	1392	SER
18	B	1422	LEU

*Continued on next page...*



*Continued from previous page...*

Mol	Chain	Res	Type
18	B	1438	LEU
18	B	1446	HIS
18	B	1447	SER
18	B	1462	LEU
18	B	1481	MET
18	B	1497	LEU
18	B	1498	LEU
18	B	1520	LEU
18	B	1530	THR
18	B	1548	LEU
18	B	1553	SER
18	B	1591	MET
18	B	1597	MET
18	B	1598	SER
18	B	1599	THR
18	B	1600	LEU
18	B	1602	SER
18	B	1609	LEU
18	B	1610	LEU
18	B	1613	THR
18	B	1678	LEU
18	B	1683	THR
18	B	1684	TRP
18	B	1685	THR
18	B	1700	LEU
18	B	1739	LEU
18	B	1749	LEU
18	B	1761	SER
18	B	1770	THR
18	B	1789	THR
18	B	1792	SER
18	B	1794	SER
18	B	1795	THR
18	B	1804	THR
18	B	1809	SER
18	B	1843	THR
18	B	1868	LEU
18	B	1959	PHE
18	B	1960	LEU
18	B	1965	LEU
18	B8	18	SER
18	B8	56	PRO

*Continued on next page...*

*Continued from previous page...*

Mol	Chain	Res	Type
18	B8	104	LEU
18	B8	112	GLU
18	B8	115	THR
18	B8	116	THR
18	B8	123	LEU
18	B8	124	THR
18	B8	134	GLN
18	B8	188	SER
18	B8	191	PHE
18	B8	199	LEU
18	B8	256	VAL
18	B8	271	LEU
18	B8	303	ILE
18	B8	347	SER
18	B8	353	ILE
18	B8	380	LEU
18	B8	411	LEU
18	B8	491	VAL
18	B8	509	SER
18	B8	511	LEU
18	B8	515	SER
18	B8	518	LEU
18	B8	526	LEU
18	B8	541	SER
18	B8	553	LEU
18	B8	602	PHE
18	B8	614	MET
18	B8	671	MET
18	B8	686	LEU
18	B8	691	SER
18	B8	748	SER
18	B8	756	HIS
18	B8	789	LEU
18	B8	818	SER
18	B8	856	LEU
18	B8	982	SER
18	B8	994	CYS
18	B8	998	LEU
18	B8	999	LEU
18	B8	1010	THR
18	B8	1021	LEU
18	B8	1068	THR

*Continued on next page...*

*Continued from previous page...*

Mol	Chain	Res	Type
18	B8	1114	CYS
18	B8	1120	THR
18	B8	1130	LEU
18	B8	1131	THR
18	B8	1133	THR
18	B8	1136	SER
18	B8	1160	SER
18	B8	1161	LEU
18	B8	1186	LEU
18	B8	1208	THR
18	B8	1209	LEU
18	B8	1219	LEU
18	B8	1233	LEU
18	B8	1249	LEU
18	B8	1256	THR
18	B8	1264	GLN
18	B8	1285	MET
18	B8	1287	LEU
18	B8	1333	LEU
18	B8	1392	SER
18	B8	1422	LEU
18	B8	1438	LEU
18	B8	1446	HIS
18	B8	1447	SER
18	B8	1462	LEU
18	B8	1481	MET
18	B8	1497	LEU
18	B8	1498	LEU
18	B8	1520	LEU
18	B8	1530	THR
18	B8	1548	LEU
18	B8	1553	SER
18	B8	1591	MET
18	B8	1597	MET
18	B8	1598	SER
18	B8	1599	THR
18	B8	1600	LEU
18	B8	1602	SER
18	B8	1609	LEU
18	B8	1610	LEU
18	B8	1613	THR
18	B8	1678	LEU

*Continued on next page...*

*Continued from previous page...*

Mol	Chain	Res	Type
18	B8	1683	THR
18	B8	1684	TRP
18	B8	1685	THR
18	B8	1700	LEU
18	B8	1739	LEU
18	B8	1749	LEU
18	B8	1761	SER
18	B8	1770	THR
18	B8	1789	THR
18	B8	1792	SER
18	B8	1794	SER
18	B8	1795	THR
18	B8	1804	THR
18	B8	1809	SER
18	B8	1843	THR
18	B8	1868	LEU
18	B8	1959	PHE
18	B8	1960	LEU
18	B8	1965	LEU
19	4	33	THR
19	4	40	MET
19	4	50	THR
19	4	70	SER
19	4	73	LEU
19	4	76	THR
19	4	77	LEU
19	4	85	LEU
19	4	92	THR
19	4	95	THR
19	4	101	ASP
19	4	164	CYS
19	4	189	LEU
19	4	192	SER
19	4	193	LEU
19	4	306	ASP
19	4	313	LEU
19	4	412	SER
20	E	39	SER
20	E	51	LEU
20	E	79	LEU
20	E	85	LEU
20	E	89	LEU

*Continued on next page...*

*Continued from previous page...*

Mol	Chain	Res	Type
20	E	124	LEU
20	E	196	MET
20	E	197	LEU
20	E	201	LEU
20	E	202	ASP
20	E	203	TRP
20	E	207	LEU
20	E	209	SER
20	E	214	LEU
20	E	219	LEU
20	E	308	GLU
20	E	337	THR
20	E	343	THR
20	E	345	LEU
20	E	349	THR
20	E	426	LEU
20	E	436	THR
20	E	437	SER
20	E	454	MET
20	E	494	ILE
19	48	5	PRO
19	48	33	THR
19	48	40	MET
19	48	50	THR
19	48	70	SER
19	48	73	LEU
19	48	76	THR
19	48	77	LEU
19	48	85	LEU
19	48	92	THR
19	48	95	THR
19	48	101	ASP
19	48	164	CYS
19	48	189	LEU
19	48	192	SER
19	48	193	LEU
19	48	306	ASP
19	48	313	LEU
19	48	412	SER
20	E8	5	PRO
20	E8	9	THR
20	E8	39	SER

*Continued on next page...*

*Continued from previous page...*

Mol	Chain	Res	Type
20	E8	51	LEU
20	E8	79	LEU
20	E8	85	LEU
20	E8	89	LEU
20	E8	124	LEU
20	E8	196	MET
20	E8	197	LEU
20	E8	201	LEU
20	E8	202	ASP
20	E8	203	TRP
20	E8	207	LEU
20	E8	209	SER
20	E8	214	LEU
20	E8	219	LEU
20	E8	308	GLU
20	E8	337	THR
20	E8	343	THR
20	E8	345	LEU
20	E8	349	THR
20	E8	426	LEU
20	E8	436	THR
20	E8	437	SER
20	E8	454	MET
20	E8	494	ILE
21	H	124	LEU
21	H	138	GLU
21	H	228	LEU
21	H	320	SER
21	H	324	LEU
21	H	371	THR
22	I	112	LEU
22	I	149	SER
22	I	189	LEU
22	I	286	LEU
22	I	300	LEU
22	I	340	GLN
22	I	371	THR
22	I	372	LEU
23	J32	579	ARG
23	J32	603	LEU
23	J32	681	GLU
23	J32	686	MET

*Continued on next page...*

*Continued from previous page...*

Mol	Chain	Res	Type
23	J32	722	LEU
23	J32	731	LEU
23	J32	737	TRP
23	J32	739	SER
21	H8	124	LEU
21	H8	138	GLU
21	H8	228	LEU
21	H8	320	SER
21	H8	324	LEU
21	H8	371	THR
22	I8	112	LEU
22	I8	149	SER
22	I8	189	LEU
22	I8	272	TYR
22	I8	286	LEU
22	I8	300	LEU
22	I8	340	GLN
22	I8	371	THR
22	I8	372	LEU
23	J8	579	ARG
23	J8	603	LEU
23	J8	681	GLU
23	J8	686	MET
23	J8	722	LEU
23	J8	731	LEU
23	J8	737	TRP
23	J8	739	SER
21	H24	228	LEU
21	H24	320	SER
21	H24	324	LEU
22	I24	112	LEU
22	I24	149	SER
22	I24	189	LEU
22	I24	272	TYR
22	I24	286	LEU
22	I24	292	ASP
22	I24	300	LEU
22	I24	340	GLN
22	I24	371	THR
22	I24	372	LEU
23	J24	579	ARG
23	J24	603	LEU

*Continued on next page...*



*Continued from previous page...*

Mol	Chain	Res	Type
23	J24	681	GLU
23	J24	686	MET
23	J24	722	LEU
23	J24	731	LEU
23	J24	737	TRP
23	J24	739	SER
21	H16	228	LEU
21	H16	320	SER
21	H16	324	LEU
22	I16	112	LEU
22	I16	149	SER
22	I16	189	LEU
22	I16	272	TYR
22	I16	286	LEU
22	I16	292	ASP
22	I16	300	LEU
22	I16	340	GLN
22	I16	371	THR
22	I16	372	LEU
23	J16	579	ARG
23	J16	603	LEU
23	J16	681	GLU
23	J16	686	MET
23	J16	722	LEU
23	J16	731	LEU
23	J16	737	TRP
23	J16	739	SER
24	D	246	VAL
24	D	360	THR
24	D	369	HIS
24	D	399	SER
24	D	624	SER
24	D	735	SER
24	D	744	LEU
24	D	1071	SER
24	D	1207	ASP
24	D	1258	TYR
24	D	1390	ASP
24	D	1397	THR
24	D	1409	LEU
24	D8	246	VAL
24	D8	360	THR

*Continued on next page...*

*Continued from previous page...*

Mol	Chain	Res	Type
24	D8	369	HIS
24	D8	399	SER
24	D8	624	SER
24	D8	735	SER
24	D8	744	LEU
24	D8	1071	SER
24	D8	1207	ASP
24	D8	1258	TYR
24	D8	1390	ASP
24	D8	1397	THR
24	D8	1409	LEU
24	D16	139	GLU
24	D16	246	VAL
24	D16	360	THR
24	D16	369	HIS
24	D16	399	SER
24	D16	538	PHE
24	D16	624	SER
24	D16	735	SER
24	D16	744	LEU
24	D16	1071	SER
24	D16	1207	ASP
24	D16	1258	TYR
24	D16	1302	ASP
24	D16	1354	ASP
24	D16	1390	ASP
24	D16	1397	THR
24	D16	1409	LEU
24	D24	6	GLU
24	D24	139	GLU
24	D24	246	VAL
24	D24	360	THR
24	D24	369	HIS
24	D24	399	SER
24	D24	538	PHE
24	D24	624	SER
24	D24	735	SER
24	D24	744	LEU
24	D24	1071	SER
24	D24	1207	ASP
24	D24	1258	TYR
24	D24	1302	ASP

*Continued on next page...*

*Continued from previous page...*

Mol	Chain	Res	Type
24	D24	1354	ASP
24	D24	1390	ASP
24	D24	1397	THR
24	D24	1409	LEU
24	D32	139	GLU
24	D32	246	VAL
24	D32	360	THR
24	D32	369	HIS
24	D32	399	SER
24	D32	538	PHE
24	D32	624	SER
24	D32	735	SER
24	D32	744	LEU
24	D32	1071	SER
24	D32	1207	ASP
24	D32	1258	TYR
24	D32	1302	ASP
24	D32	1354	ASP
24	D32	1390	ASP
24	D32	1397	THR
24	D32	1409	LEU
24	D40	139	GLU
24	D40	246	VAL
24	D40	360	THR
24	D40	369	HIS
24	D40	399	SER
24	D40	538	PHE
24	D40	624	SER
24	D40	735	SER
24	D40	744	LEU
24	D40	1071	SER
24	D40	1207	ASP
24	D40	1258	TYR
24	D40	1302	ASP
24	D40	1354	ASP
24	D40	1390	ASP
24	D40	1397	THR
24	D40	1409	LEU
10	C32	71	SER
10	C32	89	LEU
10	C32	98	LEU
10	C32	105	TRP

*Continued on next page...*

*Continued from previous page...*

Mol	Chain	Res	Type
10	C32	124	TYR
10	C32	156	GLN
10	C32	179	ASN
10	C32	180	ARG
10	C32	184	THR
10	C32	202	LEU
10	C32	248	LEU
10	C32	249	THR
10	C32	279	LEU
10	C32	280	SER
10	C32	284	SER
10	C32	294	THR
10	C32	303	SER
10	C32	308	THR
10	C32	313	ILE
10	C32	334	MET
10	C32	339	THR
10	C32	342	THR
10	C32	343	THR
10	C32	345	MET
10	C32	365	LEU
10	C32	379	GLU
10	C32	389	LEU
10	C32	415	SER
10	C32	422	THR
10	C32	423	SER
10	C32	424	ASP
10	C32	426	LEU
10	C32	427	ASP
10	C32	432	THR
10	C32	447	PHE
10	C32	450	PRO
10	C32	454	SER
10	C32	459	LEU
10	C32	461	THR
10	C32	485	THR
10	C32	499	LEU
10	C32	516	CYS
10	C32	528	LEU
10	C32	530	THR
10	C32	555	LYS
10	C32	563	THR

*Continued on next page...*

*Continued from previous page...*

Mol	Chain	Res	Type
10	C32	572	ILE
10	C32	605	GLU
10	C32	619	LEU
10	C32	625	SER
10	C32	634	SER
10	C32	639	MET
10	C32	670	GLU
10	C32	672	ASP
10	C32	685	CYS
10	C32	703	SER
10	C32	716	THR
10	C32	721	PHE
10	C32	724	SER
10	C32	725	LEU
10	C32	727	THR
10	C32	728	SER
10	C32	730	LEU
10	C32	732	THR
10	C32	734	LEU
10	C32	749	LEU
10	C32	753	LEU
10	C32	764	ILE
10	C32	798	VAL
10	C32	805	LEU
10	C32	814	SER
10	C32	827	VAL
10	C32	849	SER
10	C32	851	LEU
10	C32	866	SER
10	C32	879	LEU
10	C32	911	ILE
10	C32	984	SER
10	C32	994	LEU
10	C32	996	THR
10	C32	1006	SER
10	C32	1036	SER
10	C32	1041	LEU
10	C32	1049	SER
10	C32	1050	HIS
10	C32	1057	THR
10	C32	1068	THR
10	C32	1079	THR

*Continued on next page...*

*Continued from previous page...*

Mol	Chain	Res	Type
10	C32	1081	SER
10	C32	1083	SER
10	C32	1085	SER
10	C32	1105	LEU
10	C32	1112	LEU
10	C32	1117	LEU
10	C32	1127	THR
10	C32	1132	SER
10	C32	1157	LEU
10	C32	1158	HIS
10	C32	1163	LEU
10	C32	1166	SER
10	C32	1173	LEU
10	C32	1208	SER
10	C32	1219	ILE
10	C32	1240	SER
10	C32	1275	LEU
10	C32	1277	SER
10	C32	1283	LEU
10	C32	1293	THR
10	C32	1309	ARG
10	C32	1341	THR
10	C32	1358	ASP
10	C32	1363	ASP
10	C32	1385	LEU
10	C32	1393	SER
10	C32	1445	THR
10	C32	1447	LEU
10	C32	1448	LEU
10	C32	1504	ASP
10	C32	1505	MET
10	C32	1507	LEU
10	C32	1538	THR
10	C32	1560	GLN
10	C32	1614	LEU
10	C32	1622	SER
10	C32	1624	LEU
10	C32	1628	SER
10	C32	1657	SER
10	C32	1658	ASP
10	C32	1661	LEU
10	C32	1665	THR

*Continued on next page...*

*Continued from previous page...*

<b>Mol</b>	<b>Chain</b>	<b>Res</b>	<b>Type</b>
10	C32	1667	LEU
10	C32	1673	LEU
10	C32	1674	LEU
10	C32	1695	LEU
10	C32	1703	ILE
10	C32	1754	LEU
10	C32	1772	ASP
10	C32	1791	GLN
10	C32	1794	THR
10	C32	1827	THR
10	C32	1828	THR
10	C32	1832	MET
12	A48	106	GLN
12	A48	156	MET
12	A48	160	THR
12	A48	242	THR
12	A48	309	VAL
12	A48	333	SER
12	A48	334	THR
12	A48	438	ARG
12	A48	443	LEU
12	A48	466	SER
12	A48	467	SER
12	A48	524	GLU
12	A48	585	MET
12	A48	760	LEU
12	A48	835	SER

Sometimes sidechains can be flipped to improve hydrogen bonding and reduce clashes. All (312) such sidechains are listed below:

<b>Mol</b>	<b>Chain</b>	<b>Res</b>	<b>Type</b>
1	R	82	ASN
1	R	265	GLN
1	R	498	ASN
1	R	516	ASN
1	R	529	HIS
1	R	785	ASN
1	R	909	GLN
1	R	1042	ASN
1	R	1122	HIS
1	R	1149	HIS
1	R	1166	ASN

*Continued on next page...*



*Continued from previous page...*

Mol	Chain	Res	Type
1	R	1360	GLN
1	R	1398	GLN
1	R	1472	HIS
1	R	1473	HIS
2	M	218	ASN
2	M	271	GLN
2	M	310	HIS
2	M	311	GLN
2	M	438	GLN
2	M	468	HIS
2	M	534	HIS
2	M	593	HIS
2	M	602	GLN
2	M	606	GLN
2	M	618	HIS
2	M	639	GLN
2	M	813	ASN
3	N	4	GLN
3	N	43	ASN
3	N	97	HIS
3	N	107	ASN
3	N	114	HIS
1	R8	265	GLN
1	R8	303	ASN
1	R8	516	ASN
1	R8	529	HIS
1	R8	785	ASN
1	R8	909	GLN
1	R8	1042	ASN
1	R8	1122	HIS
1	R8	1149	HIS
1	R8	1166	ASN
1	R8	1379	GLN
1	R8	1398	GLN
1	R8	1472	HIS
1	R8	1473	HIS
2	M8	218	ASN
2	M8	236	GLN
2	M8	271	GLN
2	M8	310	HIS
2	M8	438	GLN
2	M8	468	HIS

*Continued on next page...*

*Continued from previous page...*

Mol	Chain	Res	Type
2	M8	534	HIS
2	M8	576	HIS
2	M8	593	HIS
2	M8	602	GLN
2	M8	606	GLN
2	M8	618	HIS
2	M8	639	GLN
2	M8	766	ASN
2	M8	813	ASN
3	N8	4	GLN
3	N8	89	ASN
3	N8	97	HIS
3	N8	107	ASN
3	N8	114	HIS
4	T	160	HIS
4	T	248	GLN
4	T	258	ASN
4	T	353	GLN
4	T	653	GLN
4	T8	160	HIS
4	T8	248	GLN
4	T8	258	ASN
4	T8	264	GLN
4	T8	353	GLN
4	T8	653	GLN
5	P	254	HIS
5	P	366	HIS
5	P	385	GLN
5	P	467	GLN
5	P	506	ASN
5	P	507	GLN
5	P	593	GLN
5	P	615	HIS
5	P	624	HIS
5	P	641	GLN
5	P	649	HIS
5	P	676	GLN
6	O	105	ASN
6	O	154	GLN
7	Q	27	GLN
7	Q	57	ASN
7	Q	62	HIS

*Continued on next page...*

*Continued from previous page...*

Mol	Chain	Res	Type
7	Q	216	GLN
7	Q	334	ASN
5	P8	123	GLN
5	P8	254	HIS
5	P8	366	HIS
5	P8	385	GLN
5	P8	467	GLN
5	P8	506	ASN
5	P8	507	GLN
5	P8	641	GLN
5	P8	649	HIS
5	P8	676	GLN
7	Q8	27	GLN
7	Q8	57	ASN
7	Q8	62	HIS
7	Q8	216	GLN
7	Q8	334	ASN
8	L	186	GLN
8	L	294	HIS
8	L	495	GLN
8	L	507	HIS
8	L	564	HIS
8	L	601	HIS
8	L	645	HIS
8	L	705	GLN
8	L	738	HIS
8	L	740	ASN
8	L	762	HIS
8	L	789	ASN
8	L	850	ASN
8	L	1054	HIS
8	L8	289	ASN
8	L8	294	HIS
8	L8	295	HIS
8	L8	507	HIS
8	L8	564	HIS
8	L8	634	HIS
8	L8	645	HIS
8	L8	738	HIS
8	L8	740	ASN
8	L8	762	HIS
8	L8	789	ASN

*Continued on next page...*

*Continued from previous page...*

Mol	Chain	Res	Type
8	L8	850	ASN
8	L8	1054	HIS
9	K	577	GLN
9	K	655	GLN
9	K	786	GLN
9	K	867	HIS
9	K	998	GLN
9	K	1020	HIS
9	K	1027	HIS
9	K	1032	HIS
9	K	1110	GLN
9	K	1173	ASN
9	K	1220	ASN
9	K8	577	GLN
9	K8	655	GLN
9	K8	786	GLN
9	K8	1027	HIS
9	K8	1032	HIS
9	K8	1110	GLN
9	K8	1173	ASN
9	K8	1220	ASN
12	A	302	GLN
12	A	348	GLN
12	A	432	GLN
12	A	520	HIS
12	A	615	GLN
12	A	668	HIS
13	V	790	GLN
13	V	899	HIS
13	V	919	GLN
14	W	49	GLN
14	W	230	HIS
14	W	310	ASN
14	W	388	GLN
14	W	645	HIS
14	W	688	HIS
14	W	705	HIS
14	W	762	GLN
15	J	564	GLN
15	J	664	GLN
15	J	675	ASN
10	C	31	HIS

*Continued on next page...*

*Continued from previous page...*

Mol	Chain	Res	Type
10	C	41	GLN
10	C	75	GLN
10	C	328	HIS
10	C	456	ASN
10	C	470	HIS
10	C	490	GLN
10	C	529	GLN
10	C	559	ASN
10	C	731	GLN
10	C	758	GLN
10	C	836	GLN
10	C	934	HIS
10	C	969	ASN
10	C	993	HIS
10	C	1158	HIS
10	C	1332	GLN
10	C	1366	GLN
10	C	1424	GLN
10	C	1626	GLN
10	C	1650	ASN
10	C	1721	GLN
10	C	1788	HIS
10	C8	31	HIS
10	C8	35	ASN
10	C8	41	GLN
10	C8	75	GLN
10	C8	328	HIS
10	C8	470	HIS
10	C8	490	GLN
10	C8	758	GLN
10	C8	815	GLN
10	C8	817	HIS
10	C8	836	GLN
10	C8	934	HIS
10	C8	963	GLN
10	C8	1158	HIS
10	C8	1197	GLN
10	C8	1332	GLN
10	C8	1366	GLN
10	C8	1424	GLN
10	C8	1626	GLN
10	C8	1650	ASN

*Continued on next page...*

*Continued from previous page...*

Mol	Chain	Res	Type
10	C8	1721	GLN
18	B	75	HIS
18	B	268	GLN
18	B	390	HIS
18	B	410	GLN
18	B	847	GLN
18	B	923	GLN
18	B	960	GLN
18	B	1004	GLN
18	B	1016	HIS
18	B	1032	GLN
18	B	1212	GLN
18	B	1264	GLN
18	B	1343	HIS
18	B	1543	HIS
18	B	1575	GLN
18	B	1727	HIS
18	B	1745	HIS
18	B	1748	HIS
18	B	1772	HIS
18	B	1871	GLN
18	B	1901	GLN
18	B8	75	HIS
18	B8	268	GLN
18	B8	390	HIS
18	B8	410	GLN
18	B8	847	GLN
18	B8	923	GLN
18	B8	960	GLN
18	B8	1004	GLN
18	B8	1016	HIS
18	B8	1032	GLN
18	B8	1212	GLN
18	B8	1264	GLN
18	B8	1343	HIS
18	B8	1543	HIS
18	B8	1575	GLN
18	B8	1727	HIS
18	B8	1745	HIS
18	B8	1748	HIS
18	B8	1772	HIS
18	B8	1871	GLN

*Continued on next page...*

*Continued from previous page...*

Mol	Chain	Res	Type
18	B8	1901	GLN
19	4	244	GLN
20	E	236	HIS
20	E	238	HIS
20	E	382	HIS
20	E	509	GLN
19	48	244	GLN
19	48	337	HIS
20	E8	236	HIS
20	E8	238	HIS
20	E8	382	HIS
20	E8	509	GLN
21	H	148	GLN
21	H	195	GLN
21	H	231	HIS
21	H	312	GLN
21	H	339	GLN
22	I	162	GLN
22	I	179	HIS
22	I	203	GLN
21	H8	148	GLN
21	H8	195	GLN
21	H8	231	HIS
21	H8	312	GLN
21	H8	339	GLN
22	I8	139	GLN
22	I8	162	GLN
22	I8	179	HIS
22	I8	203	GLN
23	J8	596	GLN
23	J8	650	GLN
24	D	45	HIS
24	D	176	GLN
24	D	308	ASN
24	D	374	ASN
24	D	406	ASN
24	D	528	HIS
24	D	654	HIS
24	D	810	HIS
24	D	833	HIS
24	D8	45	HIS
24	D8	176	GLN

*Continued on next page...*



*Continued from previous page...*

Mol	Chain	Res	Type
24	D8	528	HIS
24	D8	654	HIS
24	D8	833	HIS
24	D8	1017	GLN
24	D8	1100	GLN
24	D8	1138	GLN
24	D8	1328	ASN

### 5.3.3 RNA ⓘ

There are no RNA molecules in this entry.

### 5.4 Non-standard residues in protein, DNA, RNA chains ⓘ

There are no non-standard protein/DNA/RNA residues in this entry.

### 5.5 Carbohydrates ⓘ

There are no oligosaccharides in this entry.

### 5.6 Ligand geometry ⓘ

There are no ligands in this entry.

### 5.7 Other polymers ⓘ

There are no such residues in this entry.

### 5.8 Polymer linkage issues ⓘ

The following chains have linkage breaks:

Mol	Chain	Number of breaks
10	C16	17
10	C24	17
10	C	17
10	C32	17
10	C8	15

*Continued on next page...*

*Continued from previous page...*

Mol	Chain	Number of breaks
9	K	9
9	K8	9
18	B8	7
18	B	6
11	A24	5
11	A40	5
11	A16	5
11	A32	5
19	4	5
19	48	5
1	R	4
1	R8	4
1	R16	4
14	W	4
12	A	4
12	A48	4
20	E	3
20	E8	3
5	P	3
5	P8	3
5	P16	3
13	V	3
22	I	2
22	I8	2
22	I24	2
22	I16	2
7	Q	2
7	Q8	2
7	Q16	2
3	N	2
3	N8	2
3	N16	2
15	J	1
23	J32	1
23	J8	1
23	J24	1
23	J16	1

All chain breaks are listed below:

Model	Chain	Residue-1	Atom-1	Residue-2	Atom-2	Distance (Å)
1	I	210:LYS	C	252:ARG	N	22.49
1	I8	210:LYS	C	252:ARG	N	22.49

*Continued on next page...*

*Continued from previous page...*

Model	Chain	Residue-1	Atom-1	Residue-2	Atom-2	Distance (Å)
1	I24	210:LYS	C	252:ARG	N	22.49
1	I16	210:LYS	C	252:ARG	N	22.49
1	R	1121:ARG	C	1122:HIS	N	1.87
1	R8	1121:ARG	C	1122:HIS	N	1.87
1	R16	1121:ARG	C	1122:HIS	N	1.87
1	C16	668:ALA	C	669:GLY	N	1.83
1	C24	668:ALA	C	669:GLY	N	1.83
1	C	668:ALA	C	669:GLY	N	1.83
1	C8	668:ALA	C	669:GLY	N	1.83
1	C32	668:ALA	C	669:GLY	N	1.83
1	K	719:GLY	C	720:SER	N	1.74
1	K8	719:GLY	C	720:SER	N	1.74
1	C16	670:GLU	C	671:LYS	N	1.67
1	C24	670:GLU	C	671:LYS	N	1.67
1	C	670:GLU	C	671:LYS	N	1.67
1	C8	670:GLU	C	671:LYS	N	1.67
1	E	340:GLY	C	341:TYR	N	1.67
1	E8	340:GLY	C	341:TYR	N	1.67
1	C32	670:GLU	C	671:LYS	N	1.67
1	W	584:CYS	C	585:ILE	N	1.66
1	E	429:PRO	C	430:ALA	N	1.63
1	E8	429:PRO	C	430:ALA	N	1.63
1	K	1273:GLU	C	1274:GLY	N	1.61
1	K8	1273:GLU	C	1274:GLY	N	1.61
1	R	1185:THR	C	1186:THR	N	1.20
1	R	1224:VAL	C	1225:PHE	N	1.20
1	R8	1185:THR	C	1186:THR	N	1.20
1	R8	1224:VAL	C	1225:PHE	N	1.20
1	R16	1185:THR	C	1186:THR	N	1.20
1	R16	1224:VAL	C	1225:PHE	N	1.20
1	P	14:VAL	C	15:LEU	N	1.20
1	P	392:PRO	C	393:VAL	N	1.20
1	P8	14:VAL	C	15:LEU	N	1.20
1	P8	392:PRO	C	393:VAL	N	1.20
1	P16	14:VAL	C	15:LEU	N	1.20
1	P16	392:PRO	C	393:VAL	N	1.20
1	K	650:THR	C	651:VAL	N	1.20
1	C16	105:TRP	C	106:GLY	N	1.20
1	C16	1659:ASP	C	1660:SER	N	1.20
1	C16	1732:LYS	C	1733:ARG	N	1.20
1	C24	105:TRP	C	106:GLY	N	1.20
1	C24	1659:ASP	C	1660:SER	N	1.20

*Continued on next page...*

*Continued from previous page...*

Model	Chain	Residue-1	Atom-1	Residue-2	Atom-2	Distance (Å)
1	C24	1732:LYS	C	1733:ARG	N	1.20
1	V	830:GLN	C	831:LYS	N	1.20
1	J	595:THR	C	596:GLN	N	1.20
1	C	105:TRP	C	106:GLY	N	1.20
1	C	1659:ASP	C	1660:SER	N	1.20
1	C	1732:LYS	C	1733:ARG	N	1.20
1	C8	105:TRP	C	106:GLY	N	1.20
1	C8	1732:LYS	C	1733:ARG	N	1.20
1	B	1685:THR	C	1686:SER	N	1.20
1	B	1838:ALA	C	1839:GLU	N	1.20
1	B8	442:SER	C	443:PHE	N	1.20
1	B8	1685:THR	C	1686:SER	N	1.20
1	B8	1745:HIS	C	1746:ILE	N	1.20
1	I8	147:SER	C	148:VAL	N	1.20
1	I24	147:SER	C	148:VAL	N	1.20
1	I16	147:SER	C	148:VAL	N	1.20
1	C32	105:TRP	C	106:GLY	N	1.20
1	C32	1659:ASP	C	1660:SER	N	1.20
1	C32	1732:LYS	C	1733:ARG	N	1.20
1	Q	164:ASN	C	165:GLY	N	1.19
1	Q	222:PHE	C	223:GLN	N	1.19
1	Q8	164:ASN	C	165:GLY	N	1.19
1	Q8	222:PHE	C	223:GLN	N	1.19
1	Q16	164:ASN	C	165:GLY	N	1.19
1	Q16	222:PHE	C	223:GLN	N	1.19
1	K	677:GLU	C	678:GLU	N	1.19
1	K8	650:THR	C	651:VAL	N	1.19
1	K8	677:GLU	C	678:GLU	N	1.19
1	C16	2:VAL	C	3:SER	N	1.19
1	C16	561:ASN	C	562:PRO	N	1.19
1	C16	1777:SER	C	1778:ASN	N	1.19
1	A24	57:PRO	C	58:SER	N	1.19
1	A24	796:ASP	C	797:VAL	N	1.19
1	C24	2:VAL	C	3:SER	N	1.19
1	C24	561:ASN	C	562:PRO	N	1.19
1	C24	1777:SER	C	1778:ASN	N	1.19
1	A40	57:PRO	C	58:SER	N	1.19
1	A40	796:ASP	C	797:VAL	N	1.19
1	A	796:ASP	C	797:VAL	N	1.19
1	W	615:GLU	C	616:GLY	N	1.19
1	C	2:VAL	C	3:SER	N	1.19
1	C	561:ASN	C	562:PRO	N	1.19

*Continued on next page...*

*Continued from previous page...*

Model	Chain	Residue-1	Atom-1	Residue-2	Atom-2	Distance (Å)
1	C	1777:SER	C	1778:ASN	N	1.19
1	C8	2:VAL	C	3:SER	N	1.19
1	C8	561:ASN	C	562:PRO	N	1.19
1	C8	1777:SER	C	1778:ASN	N	1.19
1	A16	57:PRO	C	58:SER	N	1.19
1	A16	796:ASP	C	797:VAL	N	1.19
1	A32	57:PRO	C	58:SER	N	1.19
1	A32	796:ASP	C	797:VAL	N	1.19
1	B	524:GLU	C	525:GLY	N	1.19
1	B	1591:MET	C	1592:GLU	N	1.19
1	B	1903:THR	C	1904:GLU	N	1.19
1	B8	1591:MET	C	1592:GLU	N	1.19
1	B8	1903:THR	C	1904:GLU	N	1.19
1	4	53:SER	C	54:LEU	N	1.19
1	4	207:LEU	C	208:ARG	N	1.19
1	E	305:GLU	C	306:SER	N	1.19
1	48	53:SER	C	54:LEU	N	1.19
1	48	207:LEU	C	208:ARG	N	1.19
1	E8	305:GLU	C	306:SER	N	1.19
1	I	147:SER	C	148:VAL	N	1.19
1	J32	716:ARG	C	717:ILE	N	1.19
1	J8	716:ARG	C	717:ILE	N	1.19
1	J24	716:ARG	C	717:ILE	N	1.19
1	J16	716:ARG	C	717:ILE	N	1.19
1	C32	2:VAL	C	3:SER	N	1.19
1	C32	561:ASN	C	562:PRO	N	1.19
1	C32	1777:SER	C	1778:ASN	N	1.19
1	A48	796:ASP	C	797:VAL	N	1.19
1	K	713:ASN	C	714:ARG	N	1.18
1	K	1181:ASP	C	1182:ARG	N	1.18
1	K	1218:ARG	C	1219:VAL	N	1.18
1	K8	713:ASN	C	714:ARG	N	1.18
1	K8	1181:ASP	C	1182:ARG	N	1.18
1	K8	1218:ARG	C	1219:VAL	N	1.18
1	C16	438:PRO	C	439:LEU	N	1.18
1	C16	1287:MET	C	1288:VAL	N	1.18
1	C16	1332:GLN	C	1333:HIS	N	1.18
1	C16	1357:LEU	C	1358:ASP	N	1.18
1	A24	846:HIS	C	847:ARG	N	1.18
1	C24	438:PRO	C	439:LEU	N	1.18
1	C24	1287:MET	C	1288:VAL	N	1.18
1	C24	1332:GLN	C	1333:HIS	N	1.18

*Continued on next page...*

*Continued from previous page...*

Model	Chain	Residue-1	Atom-1	Residue-2	Atom-2	Distance (Å)
1	C24	1357:LEU	C	1358:ASP	N	1.18
1	A40	846:HIS	C	847:ARG	N	1.18
1	A	846:HIS	C	847:ARG	N	1.18
1	C	438:PRO	C	439:LEU	N	1.18
1	C	1287:MET	C	1288:VAL	N	1.18
1	C	1332:GLN	C	1333:HIS	N	1.18
1	C	1357:LEU	C	1358:ASP	N	1.18
1	C8	438:PRO	C	439:LEU	N	1.18
1	C8	1287:MET	C	1288:VAL	N	1.18
1	C8	1332:GLN	C	1333:HIS	N	1.18
1	C8	1357:LEU	C	1358:ASP	N	1.18
1	A16	846:HIS	C	847:ARG	N	1.18
1	A32	846:HIS	C	847:ARG	N	1.18
1	B	1858:GLU	C	1859:LEU	N	1.18
1	B8	524:GLU	C	525:GLY	N	1.18
1	B8	1858:GLU	C	1859:LEU	N	1.18
1	4	189:LEU	C	190:ARG	N	1.18
1	48	189:LEU	C	190:ARG	N	1.18
1	C32	438:PRO	C	439:LEU	N	1.18
1	C32	1287:MET	C	1288:VAL	N	1.18
1	C32	1332:GLN	C	1333:HIS	N	1.18
1	C32	1357:LEU	C	1358:ASP	N	1.18
1	A48	846:HIS	C	847:ARG	N	1.18
1	N	161:ALA	C	162:THR	N	1.17
1	N8	161:ALA	C	162:THR	N	1.17
1	N16	161:ALA	C	162:THR	N	1.17
1	P	292:GLU	C	293:ASP	N	1.17
1	P8	292:GLU	C	293:ASP	N	1.17
1	P16	292:GLU	C	293:ASP	N	1.17
1	C16	1627:GLY	C	1628:SER	N	1.17
1	C16	1661:LEU	C	1662:ASP	N	1.17
1	A24	461:VAL	C	462:THR	N	1.17
1	A24	560:MET	C	561:ASP	N	1.17
1	C24	1627:GLY	C	1628:SER	N	1.17
1	C24	1661:LEU	C	1662:ASP	N	1.17
1	A40	461:VAL	C	462:THR	N	1.17
1	A40	560:MET	C	561:ASP	N	1.17
1	A	461:VAL	C	462:THR	N	1.17
1	A	560:MET	C	561:ASP	N	1.17
1	V	807:LYS	C	808:LYS	N	1.17
1	C	1627:GLY	C	1628:SER	N	1.17
1	C	1661:LEU	C	1662:ASP	N	1.17

*Continued on next page...*

*Continued from previous page...*

Model	Chain	Residue-1	Atom-1	Residue-2	Atom-2	Distance (Å)
1	C8	1627:GLY	C	1628:SER	N	1.17
1	A16	461:VAL	C	462:THR	N	1.17
1	A16	560:MET	C	561:ASP	N	1.17
1	A32	461:VAL	C	462:THR	N	1.17
1	A32	560:MET	C	561:ASP	N	1.17
1	4	185:GLY	C	186:GLY	N	1.17
1	48	185:GLY	C	186:GLY	N	1.17
1	C32	1627:GLY	C	1628:SER	N	1.17
1	C32	1661:LEU	C	1662:ASP	N	1.17
1	A48	461:VAL	C	462:THR	N	1.17
1	A48	560:MET	C	561:ASP	N	1.17
1	N	163:ALA	C	164:PRO	N	1.16
1	N8	163:ALA	C	164:PRO	N	1.16
1	N16	163:ALA	C	164:PRO	N	1.16
1	K	1270:VAL	C	1271:GLU	N	1.16
1	K8	1270:VAL	C	1271:GLU	N	1.16
1	C16	1366:GLN	C	1367:ALA	N	1.16
1	C24	1366:GLN	C	1367:ALA	N	1.16
1	W	588:LYS	C	589:GLU	N	1.16
1	C	1366:GLN	C	1367:ALA	N	1.16
1	C8	1366:GLN	C	1367:ALA	N	1.16
1	C32	1366:GLN	C	1367:ALA	N	1.16
1	R	1388:GLY	C	1389:GLN	N	1.15
1	R8	1388:GLY	C	1389:GLN	N	1.15
1	R16	1388:GLY	C	1389:GLN	N	1.15
1	C16	1063:PRO	C	1064:PHE	N	1.15
1	C24	1063:PRO	C	1064:PHE	N	1.15
1	C	1063:PRO	C	1064:PHE	N	1.15
1	C8	1063:PRO	C	1064:PHE	N	1.15
1	4	198:GLY	C	199:THR	N	1.15
1	48	198:GLY	C	199:THR	N	1.15
1	C32	1063:PRO	C	1064:PHE	N	1.15
1	C16	1624:LEU	C	1625:SER	N	1.14
1	C24	1624:LEU	C	1625:SER	N	1.14
1	W	610:PRO	C	611:ALA	N	1.14
1	C	1624:LEU	C	1625:SER	N	1.14
1	C8	1624:LEU	C	1625:SER	N	1.14
1	C32	1624:LEU	C	1625:SER	N	1.14
1	K	1051:GLU	C	1052:SER	N	1.12
1	K8	1051:GLU	C	1052:SER	N	1.12
1	V	832:LEU	C	833:ASN	N	1.11



## 6 Map visualisation [i](#)

This section contains visualisations of the EMDB entry EMD-54657. These allow visual inspection of the internal detail of the map and identification of artifacts.


No raw map or half-maps were deposited for this entry and therefore no images, graphs, etc. pertaining to the raw map can be shown.

### 6.1 Orthogonal projections [i](#)

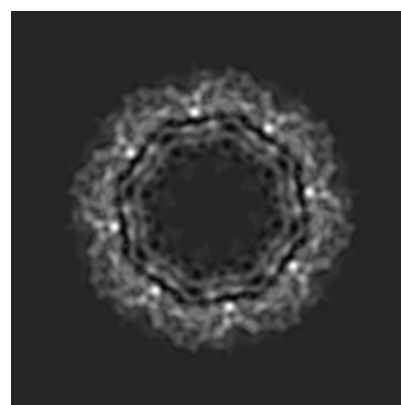
#### 6.1.1 Primary map



X



Y



Z

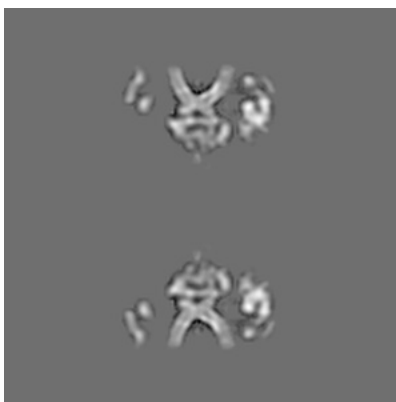
The images above show the map projected in three orthogonal directions.

### 6.2 Central slices [i](#)

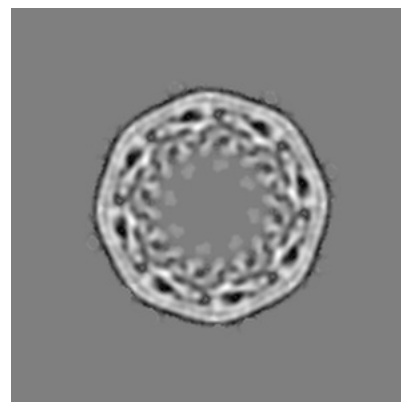
#### 6.2.1 Primary map



X Index: 100



Y Index: 100



Z Index: 100

The images above show central slices of the map in three orthogonal directions.

## 6.3 Largest variance slices [i](#)


### 6.3.1 Primary map



X Index: 140



Y Index: 140




Z Index: 90


The images above show the largest variance slices of the map in three orthogonal directions.

## 6.4 Orthogonal standard-deviation projections (False-color) [i](#)


### 6.4.1 Primary map



X



Y

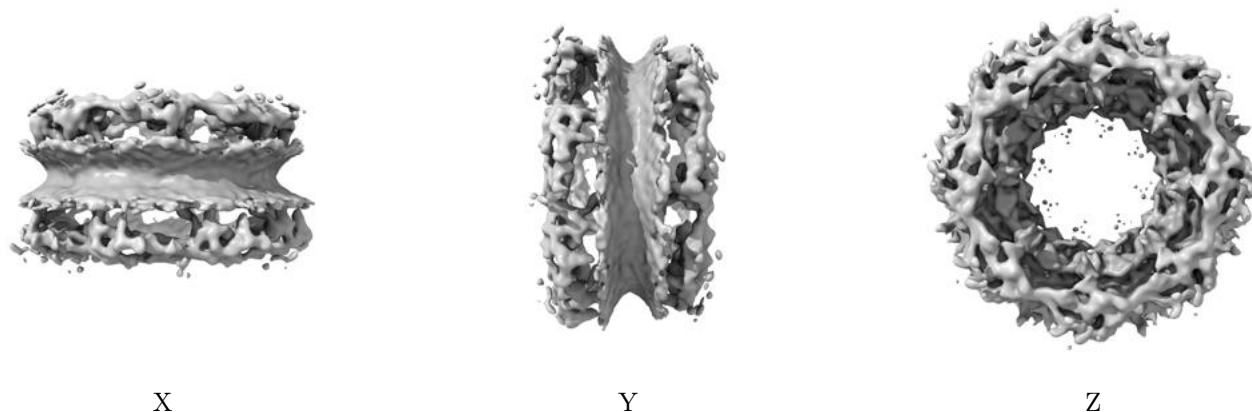


Z

The images above show the map standard deviation projections with false color in three orthogonal directions. Minimum values are shown in green, max in blue, and dark to light orange shades represent small to large values respectively.

## 6.5 Orthogonal surface views [i](#)

### 6.5.1 Primary map



The images above show the 3D surface view of the map at the recommended contour level 0.07. These images, in conjunction with the slice images, may facilitate assessment of whether an appropriate contour level has been provided.

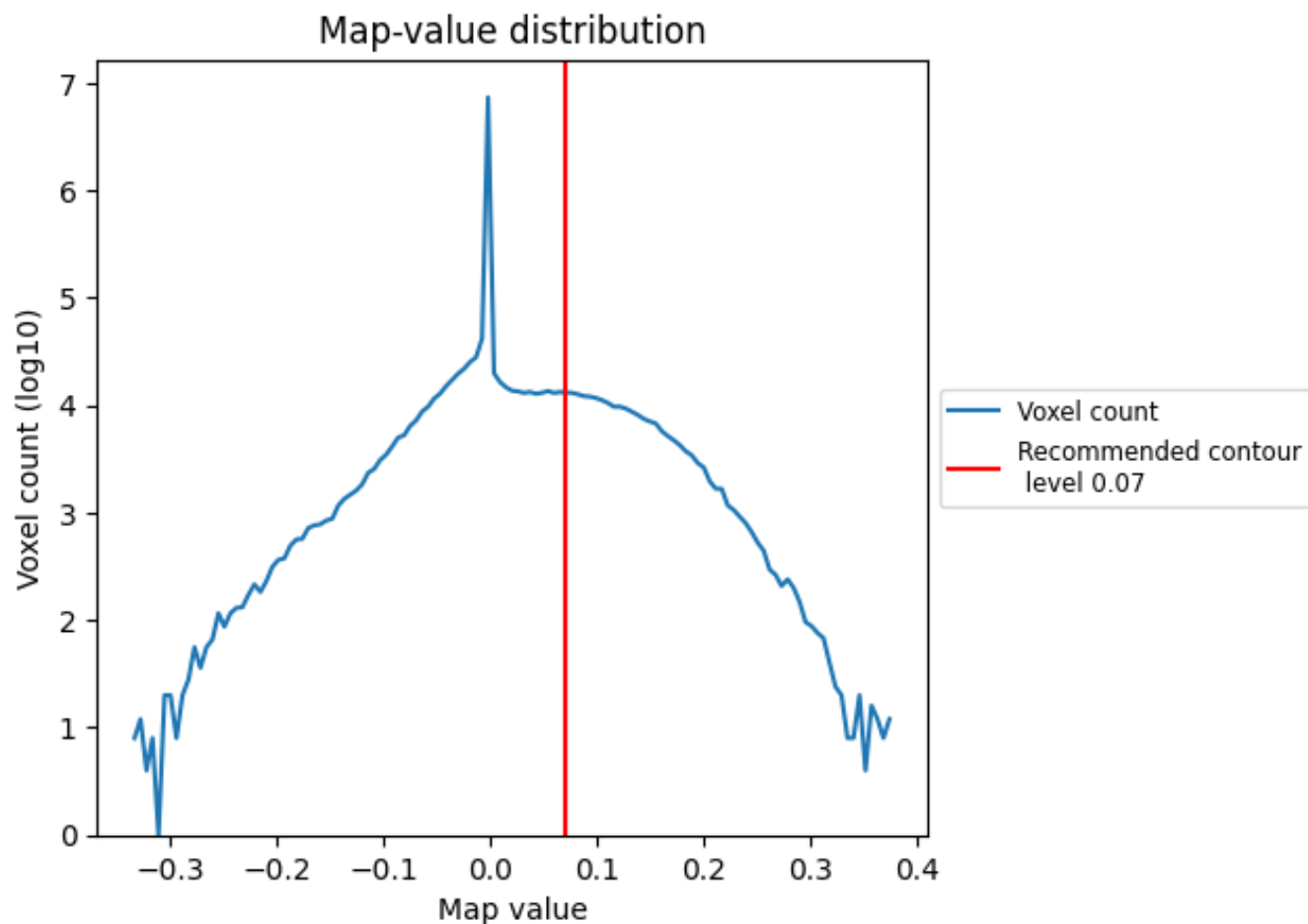
## 6.6 Mask visualisation [i](#)

This section was not generated. No masks/segmentation were deposited.

## 7 Map analysis [i](#)

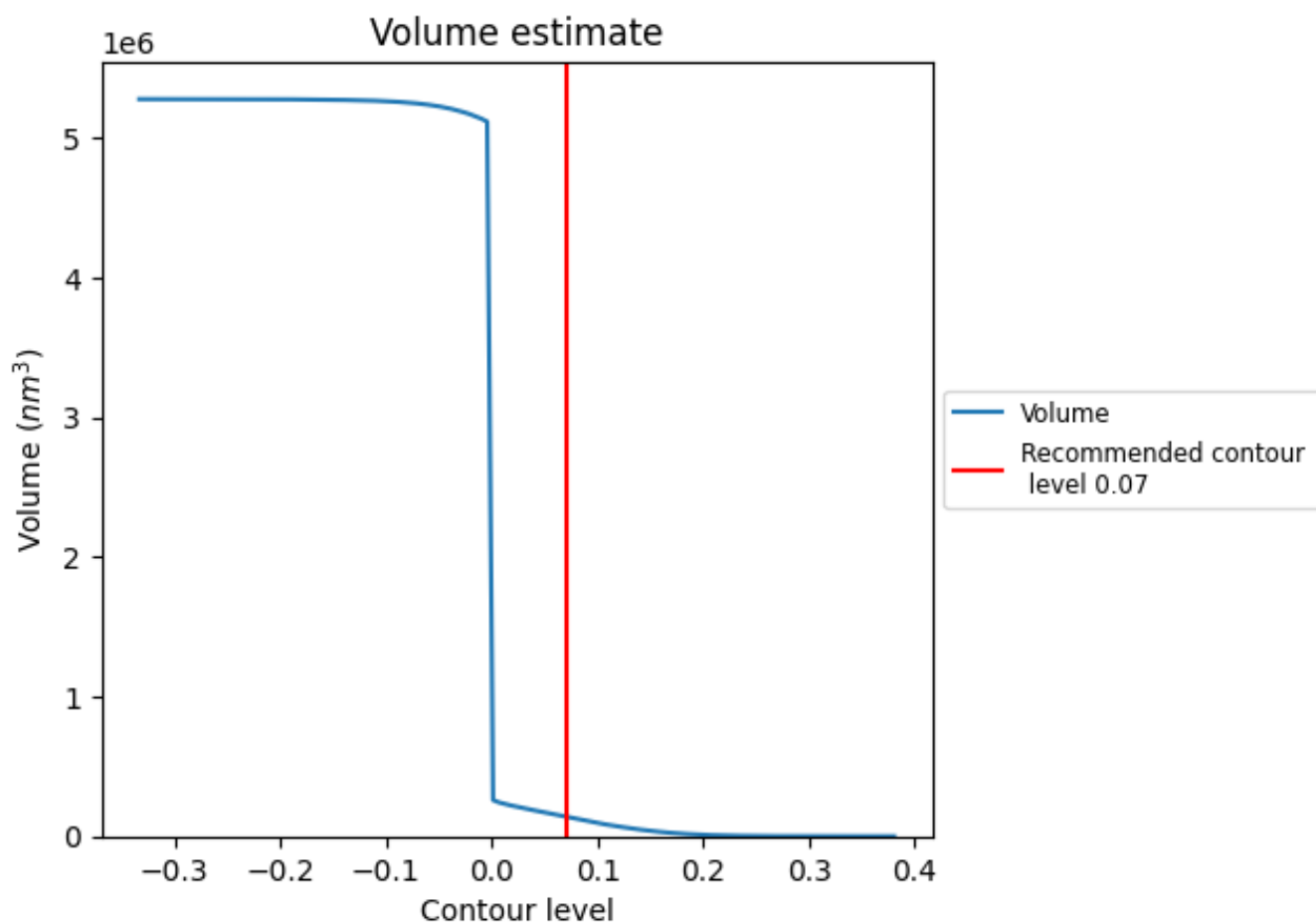
This section contains the results of statistical analysis of the map.

### 7.1 Map-value distribution [i](#)



The map-value distribution is plotted in 128 intervals along the x-axis. The y-axis is logarithmic. A spike in this graph at zero usually indicates that the volume has been masked.

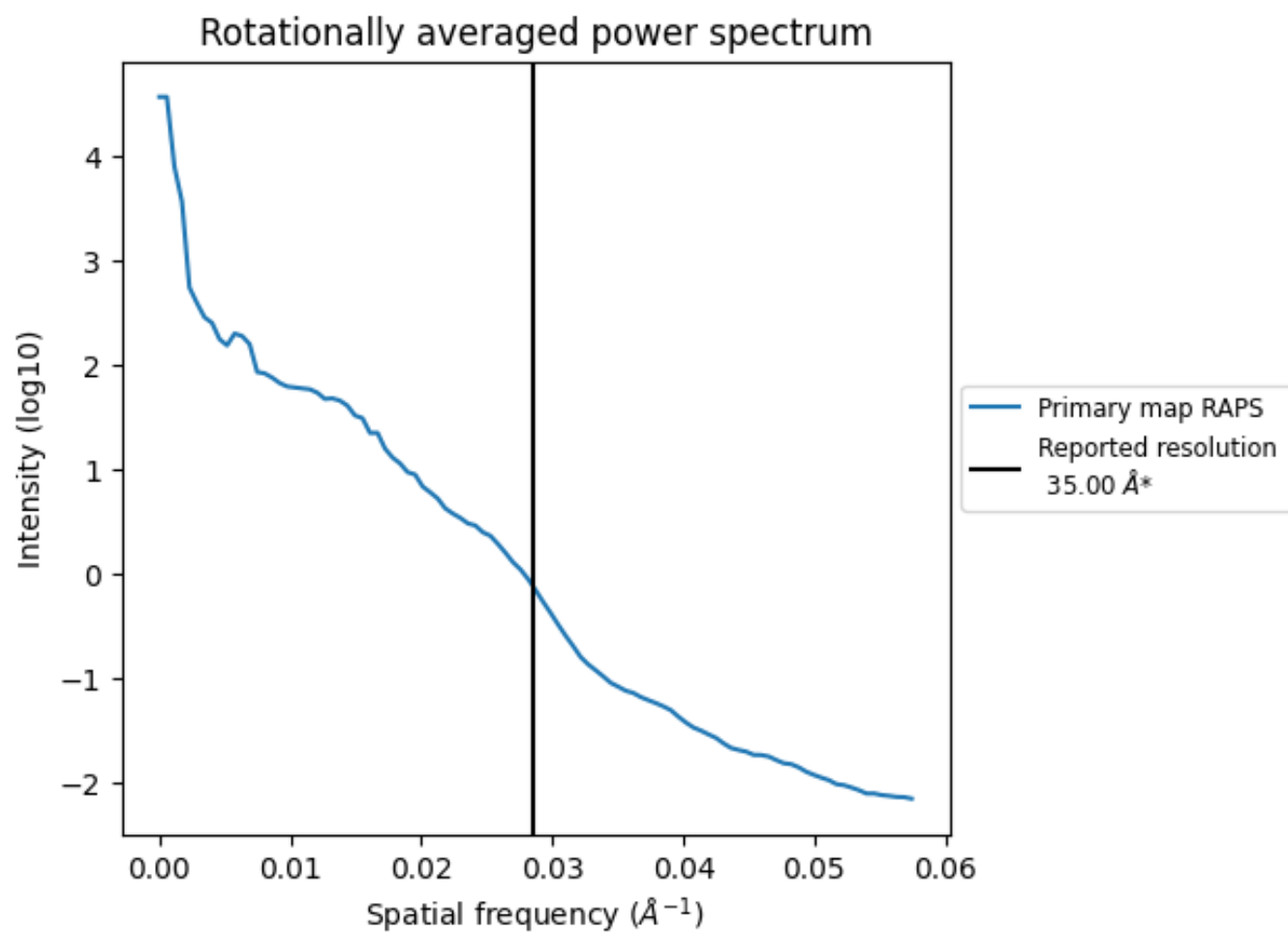
## 7.2 Volume estimate [i](#)



The volume at the recommended contour level is 139608  $\text{nm}^3$ ; this corresponds to an approximate mass of 126112 kDa.

The volume estimate graph shows how the enclosed volume varies with the contour level. The recommended contour level is shown as a vertical line and the intersection between the line and the curve gives the volume of the enclosed surface at the given level.

### 7.3 Rotationally averaged power spectrum ⓘ



\*Reported resolution corresponds to spatial frequency of 0.029 Å<sup>-1</sup>

## 8 Fourier-Shell correlation

This section was not generated. No FSC curve or half-maps provided.

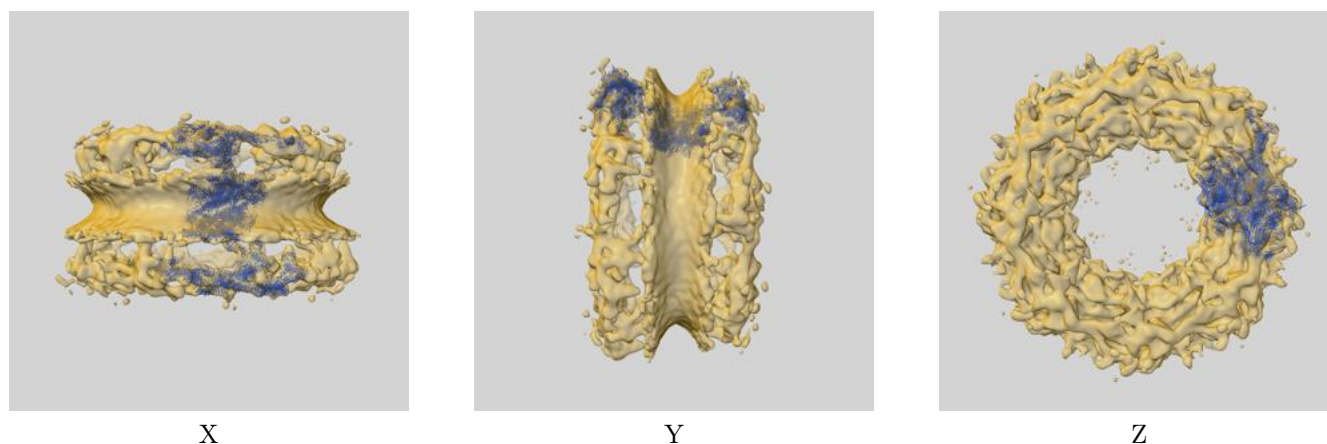


## 9 Map-model fit [i](#)

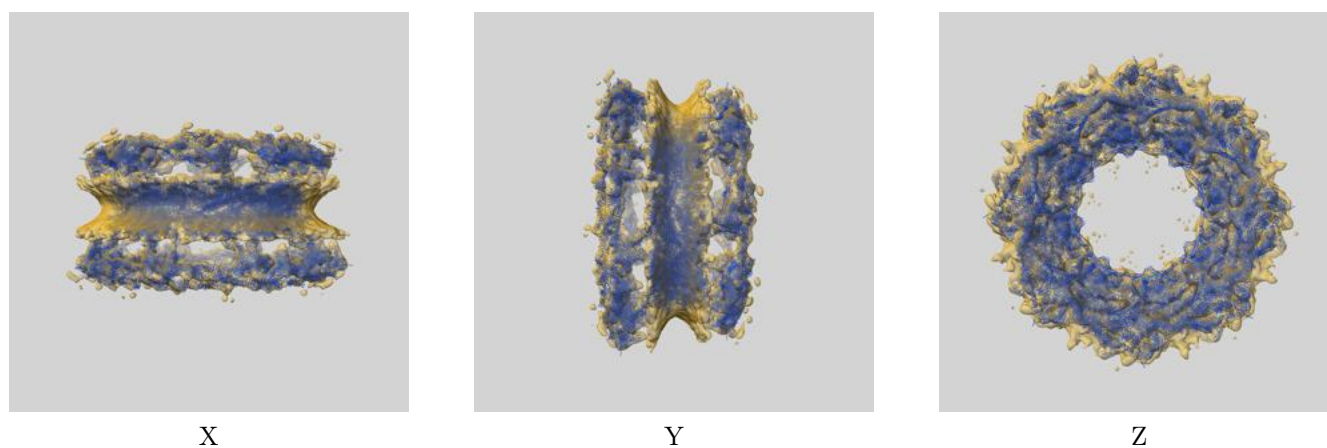
This section contains information regarding the fit between EMDB map EMD-54657 and PDB model 9SOB. Per-residue inclusion information can be found in section 3 on page 12.

### 9.1 Map-model overlays

#### 9.1.1 Map-model overlay [i](#)




#### 9.1.2 Map-model assembly overlay [i](#)




The images above show the 3D surface view of the map at the recommended contour level 0.07 at 50% transparency in yellow overlaid with a ribbon representation of the model coloured in blue. These images allow for the visual assessment of the quality of fit between the atomic model and the map.

## 9.2 Q-score mapped to coordinate model [i](#)



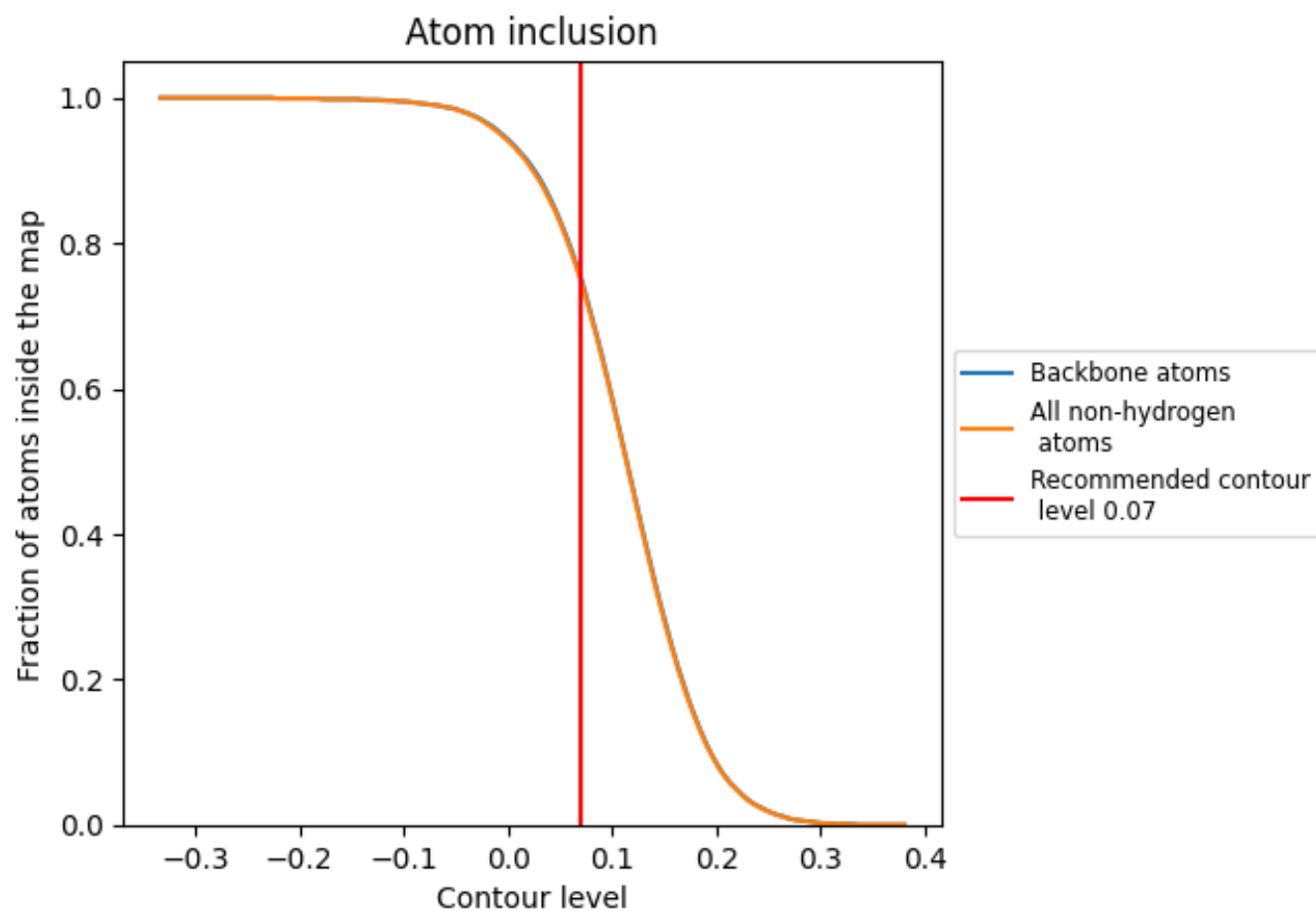
The images above show the model with each residue coloured according its Q-score. This shows their resolvability in the map with higher Q-score values reflecting better resolvability. Please note: Q-score is calculating the resolvability of atoms, and thus high values are only expected at resolutions at which atoms can be resolved. Low Q-score values may therefore be expected for many entries.

## 9.3 Atom inclusion mapped to coordinate model [i](#)



The images above show the model with each residue coloured according to its atom inclusion. This shows to what extent they are inside the map at the recommended contour level (0.07).







































































## 9.4 Atom inclusion [i](#)



At the recommended contour level, 75% of all backbone atoms, 75% of all non-hydrogen atoms, are inside the map.

## 9.5 Map-model fit summary









































































The table lists the average atom inclusion at the recommended contour level (0.07) and Q-score for the entire model and for each chain.

Chain	Atom inclusion	Q-score
All	 0.7480	 0.0350
4	 0.8420	 0.0370
48	 0.8910	 0.0380
A	 0.5230	 0.0170
A16	 0.7680	 0.0370
A24	 0.6180	 0.0180
A32	 0.7450	 0.0350
A40	 0.6230	 0.0290
A48	 0.6960	 0.0400
A8	 0.9810	 0.0440
B	 0.6910	 0.0340
B8	 0.7400	 0.0350
C	 0.8060	 0.0340
C16	 0.5100	 0.0280
C24	 0.6970	 0.0300
C32	 0.8040	 0.0420
C8	 0.7490	 0.0370
D	 0.7880	 0.0320
D16	 0.7260	 0.0290
D24	 0.7400	 0.0260
D32	 0.7440	 0.0330
D40	 0.7880	 0.0360
D8	 0.6770	 0.0310
E	 0.9250	 0.0420
E8	 0.8990	 0.0270
F	 0.8570	 0.0250
F16	 0.8330	 0.0500
F24	 0.9230	 0.0260
F8	 0.8090	 -0.0060
H	 0.6330	 0.0390
H16	 0.4710	 0.0260
H24	 0.6750	 0.0350
H8	 0.3240	 0.0310
I	 0.5440	 0.0370
I16	 0.5770	 0.0310



*Continued on next page...*

*Continued from previous page...*

Chain	Atom inclusion	Q-score
I24	 0.6450	 0.0470
I8	 0.4490	 0.0230
J	 0.4350	 0.0320
J16	 0.7560	 0.0700
J24	 0.7140	 0.0420
J32	 0.6230	 0.0560
J8	 0.6470	 0.0580
K	 0.7940	 0.0400
K16	 0.8170	 0.0520
K8	 0.6200	 0.0310
L	 0.8160	 0.0450
L16	 0.7840	 0.0370
L8	 0.8380	 0.0370
M	 0.8920	 0.0450
M16	 0.7960	 0.0360
M8	 0.7930	 0.0400
N	 0.9880	 0.0350
N16	 0.8080	 0.0320
N8	 0.8520	 0.0260
O	 0.9760	 0.0380
O16	 0.9240	 0.0440
O8	 0.9770	 0.0460
P	 0.8200	 0.0350
P16	 0.8000	 0.0420
P8	 0.8740	 0.0440
Q	 0.8400	 0.0300
Q16	 0.7150	 0.0420
Q8	 0.8080	 0.0380
R	 0.8590	 0.0300
R16	 0.7130	 0.0360
R8	 0.8030	 0.0380
T	 0.8390	 0.0470
T16	 0.6860	 0.0300
T8	 0.8460	 0.0400
V	 0.5360	 0.0550
W	 0.7110	 0.0310